

# Proficiency Testing Scheme für die Wasseranalytik - Realproben H110 Herbizide/Pestizide

## Proficiency Testing Scheme for Water Analysis - natural water samples H110 Herbicides/Pesticides

### BERICHT / REPORT

Probenversand / Sample dispatch: 22.06.2021

**Ausgabe/Edition 1: 03.08.2021**

Dieser Report umfasst 677 Seiten.  
This report comprises 677 pages.



**Anbieter der Eignungsprüfung / Provider of the proficiency test:**

**Anschrift / Address:** Umweltbundesamt GmbH  
Spittelauer Lände 5  
1090 Vienna/Austria

**E-Mail:** [ringversuche@umweltbundesamt.at](mailto:ringversuche@umweltbundesamt.at)

**Tel:** +43 (0) 1 31304 4334

**Website deutsch:** [www.umweltbundesamt.at/ringversuche](http://www.umweltbundesamt.at/ringversuche)  
[www.imatest.at](http://www.imatest.at)

**Website english:** <https://www.umweltbundesamt.at/en/proficiency-testing>  
[www.imatest.eu](http://www.imatest.eu)

**Koordination und technische Leitung Eignungsprüfungen / coordinator and technical management:**

Dipl.-Ing. Monika Denner

**Verantwortlich für die Durchführung der Eignungsprüfungsrunde / Responsible for the implementation of this proficiency test:**

Dipl.-Ing. Johannes Urteil, Martha Schmid MSc

Tel.: +43 (0) 1 31304 4334

**Verantwortlich für die Freigabe des Berichts / Responsible for authorizing the report:**

Dipl.-Ing. Monika Denner

Leitung Eignungsprüfungen für den Bereich chemische Analytik / Management for proficiency tests for chemical analysis

## Inhaltsverzeichnis / Table of Contents

D1. Beschreibung des Ringversuchs.....	5
D1.1.  Ausgestaltung und Durchführung .....	5
D1.2.  Beschreibung der Prüfgegenstände .....	5
D1.3.  Anweisungen für die Teilnehmer .....	6
D1.4.  Kontrollanalytik zur Bewertung der Homogenität .....	6
D1.5.  Trendtest zur Bewertung der Stabilität.....	6
D1.6.  Ermittlung des zugewiesenen Wertes.....	7
D2. Kriterien der Leistungsbewertung .....	8
D2.1.  Leistungskriterium z-Score.....	8
D2.2.  Leistungskriterium E <sub>n</sub> -Score .....	8
D2.3.  Leistungsbewertung z-Score und E <sub>n</sub> -Score.....	9
D3. Darstellung und Interpretation der Messergebnisse.....	9
D4. Anmerkungen zur Auswertung.....	10
D5. Erläuterung zu Tabellen und Grafiken .....	11
D5.1.  Angaben und Abkürzungen in Tabellen.....	11
D5.2.  Graphische Darstellung der Ergebnisse .....	14
D6. Zusammenfassung .....	17
D6.1.  Tabelle der zugewiesenen Werte .....	17
D6.2.  Zusammenfassung der ausreißerbereinigten Ringversuchsergebnisse ..	19
E1. Description of the proficiency test .....	21
E1.1.  Design and implementation .....	21
E1.2.  Description of the proficiency test items .....	21
E1.3.  Instructions for the participants.....	22
E1.4.  Control testing for homogeneity evaluation.....	22
E1.5.  Trend test for stability evaluation .....	22
E1.6.  Determination of the assigned values.....	23
E2. Criteria of performance evaluation .....	24
E2.1.  Performance criterion z-Score .....	24
E2.2.  Performance criterion E <sub>n</sub> -Score .....	24
E2.3.  Performance evaluation z-Score and E <sub>n</sub> -Score .....	25
E3. Representation and interpretation of measurement results.....	26
E4. Explanatory notes .....	26

E5. Annotations on tables and charts .....	27
E5.1. Information and abbreviations in tables .....	27
E5.2. Graphical presentation of results .....	29
E6. Summary .....	32
E6.1. Table of assigned values .....	32
E6.2. Summary of results, after removal of outliers.....	34
E7. Parameterorientierte Auswertung / Parameter oriented report.....	36
E8. Labororientierte Auswertung / Laboratory oriented report.....	293
E9. Methodenübersicht / Overview of methods .....	594

## **D1. Beschreibung des Ringversuchs**

### **D1.1. Ausgestaltung und Durchführung**

- Anzahl der Anmeldungen: 38
- Anzahl der übermittelten Datensätze: 36
- Probenversand: 22.06.2021
- Einsendeschluss der Daten: 27.07.2021

Die Ergebnisabgabe erfolgte auf elektronischem Weg mittels passwortgeschützter Online-Dateneingabe. Beim Abschluss der Dateneingabe bestätigte der Teilnehmer die vollständige und korrekte Eingabe aller Daten und die Freigabe der Ergebnisse zur Auswertung.

Zur Anonymisierung der Ergebnisse wurde jedem Labor willkürlich ein Laborcode zugeteilt.

### **D1.2. Beschreibung der Prüfgegenstände**

Die Probenahme von Grundwasser erfolgte am 20.06.2021 und die Probenahme von Oberflächenwasser erfolgte am 18.06.2021. Das Probenmaterial umfasste:

- 1 Probe Grundwasser (H110 A)
- 1 Probe Oberflächenwasser (H110 B)

Alle Proben wurden anschließend bis zur weiteren Verarbeitung gekühlt gelagert (4 +/- 3°C). Die o.a. Proben wurden bei 40 µm filtriert und im Rührkessel zusätzlich mit einzelnen Substanzen dotiert.

Das Abfüllen der Proben erfolgte unter ständigem Rühren (Rührkessel). Die Stabilisierung erfolgte durch Kühlung.

Die homogenen Prüfgegenstände wurden am 22.06.2021 verschickt.

Jedes Teilnehmerlabor erhielt:

- 2 Proben zu je 600 ml, abgefüllt in 2 x 300 ml Aluminium Flaschen oder  
2 Proben zu je 2000 ml, abgefüllt in 2 x 1000 ml Aluminium Flaschen oder  
2 Proben zu je 4000 ml, abgefüllt in 4 x 1000 ml Aluminium Flaschen
- 2 Proben zu je 1000 ml, abgefüllt in 1 x 1000 ml Kunststoff Flaschen (für AMPA, Glufosinat, Glyphosat)

### **D1.3. Anweisungen für die Teilnehmer**

Aus Stabilitätsgründen wurde empfohlen bis spätestens 30.06.2021 mit den Analysen zu beginnen.

Den Teilnehmern stand die Wahl der Analyseverfahren bzw. der verwendeten Norm frei, welche mit ihrem Routineverfahren übereinstimmen sollte. Eine Übersicht der angewendeten Methoden findet sich unter E9.

### **D1.4. Kontrollanalytik zur Bewertung der Homogenität**

Im Zuge der Abfüllung wurden zu willkürlichen Zeitpunkten mehrere Aliquote pro Probe zur Kontrollanalytik entnommen.

Es wurden für die A- bzw. B-Probe jeweils n=5 Kontrollproben sowie n=1 undotierte Realprobe dem Labor zur Analyse übergeben.

Alle Parameter wurden in der Prüfstelle am Umweltbundesamt (Prüfstelle für Umwelt-, GVO- & Treibstoffanalytik) zeitnah zum Probenversand analysiert. Akkreditierung gemäß EN ISO/IEC 17025 für die Analyse aller Substanzen mit Ausnahme von folgenden Chlorthalonil Metaboliten: R611965, R471811, R611968, SYN507900, SYN548580 und SYN 548581.

Im Zuge der Auswertung wurde die relative Standardabweichung zwischen den Kontrollprobenabfüllungen bewertet und mit der Vergleichsstandardabweichung beim aktuellen Ringversuch verglichen.

Die Ergebnisse der Kontrollanalytik sind in der parameterorientierten Auswertung (E.7.) in Form von Mittelwerten  $\pm$  Messunsicherheit als Kontrollwert (control test value)  $\pm$  U gelistet (jeweils angegeben als erweiterte Messunsicherheit, k=2).

### **D1.5. Trendtest zur Bewertung der Stabilität**

Die Bewertung der Stabilität der Prüfgegenstände (Realproben) erfolgte auf Basis der Datenstatistik aus den vergangenen Runden für Realproben im Zeitraum 2013 bis 2019.

Um die ausreichende Stabilität der Prüfgegenstände der aktuellen Eignungsprüfungsrunde bis zum Abgabetermin zu überprüfen, wurde die Darstellung der Teilnehmerergebnisse nach Analysendatum ausgewertet und auf systematische Trends geprüft (unauffällig). Durch Darstellung der Teilnehmerergebnisse nach Abfüllreihenfolge wurde auf das Vorliegen möglicher systematischer Trends der Ergebnisse geprüft (unauffällig).

Aufgrund der bisherigen Erfahrungen und aufgrund der Bewertungsgrundlagen der aktuellen Eignungsprüfungsrunde gilt die Stabilität der Prüfgegenstände im empfohlenen Zeitraum für die Analyse bis zum Abgabeschluss als gewährleistet.

### **D1.6. Ermittlung des zugewiesenen Wertes**

Die Ergebnisse der Analysen mussten spätestens bis zum 27.07.2021 beim Veranstalter vorliegen. Später eingehende Werte wurden nicht berücksichtigt.

Im Zuge der Plausibilitätsprüfung der Daten (z.B. Check korrekte Einheiten, Messunsicherheitsangabe, ...) wurden die Teilnehmer mit auffälligen Ergebnissen zum erneuten Datencheck der Eingabe und um Rückmeldung binnen 24 h aufgefordert.

Nach Abschluss der Plausibilitätsprüfung, wurde der Ausreißertest nach Hampel durchgeführt und die Ausreißer ermittelt. Die von diesem Test auffällig eingestuft Werte wurden in der Auswertung gekennzeichnet („H“). In begründeten Fällen, z.B. wenn der Ausreißertest nach Hampel nicht anwendbar ist (z.B. Ergebnisse liegen sehr eng beieinander oder überwiegend selber Zahlenwert bzw. bei wenig abgegebenen Daten mit sehr hoher Streuung), kann eine Ausreißereliminierung nach weiteren Kriterien erfolgen (z.B. Dean- und Dixon Test bzw. manuelle Ausreißerdefinition aufgrund Expertenbefund). Diese Vorgangsweise wird nach Anwendung unter Punkt D4 des Berichts dokumentiert.

Die weitere Auswertung erfolgte gemäß ISO 5725-2. Eine statistische Auswertung der Ringversuchsdaten erfolgte erst ab zumindest 6 gültigen, numerischen Ergebnissen pro Parameter. Ergebnisse kleiner Bestimmungs- oder Nachweisgrenze wurden bei den Berechnungen nicht berücksichtigt.

Der zugewiesene Wert wird im Normalfall jeweils als der ausreißerbereinigte Mittelwert über alle übermittelten Ergebnisse gebildet.

Bei sehr hohen Streuungen der Teilnehmerergebnisse von über 50 % oder bei mangelhafter Rückführbarkeit der statistischen Kenndaten aus den ausreißerbereinigten Ergebnissen der Teilnehmer auf den Mittelwert des Kontrolllabores bzw. einer zu geringen Anzahl an ausreißerbereinigten Ergebnissen über die Gruppe der akkreditierten Labore, kann die Situation auftreten, dass kein zugewiesener Wert für den aktuellen Ringversuch festgelegt werden kann und daher keine Bewertung der Teilnehmerergebnisse für diesen Parameter möglich ist. Ein entsprechender Hinweis wird im Bericht unter E7 bei der informativen Auswertung angebracht. Im Rahmen der internen Qualitätssicherung der Teilnehmer kann ein Vergleich mit den Ergebnissen des Kontrolllabors durchgeführt werden. Diese

Vorgehensweise wird bei Anwendung jeweils parameter- und probenbezogen unter Punkt D4 des Berichts dokumentiert.

## D2. Kriterien der Leistungsbewertung

### D2.1. Leistungskriterium z-Score

Als Basis zur Berechnung der Wiederfindungsraten sowie der z-Scores wurde der ausreißerbereinigte Mittelwert über alle übermittelten Ergebnisse herangezogen.

Die Ermittlung der z-Scores erfolgte gemäß nachfolgender Formel:

$$z - score = \frac{x_i - \bar{X}}{\text{Kriterium}}$$

Dabei ist:

$x_i$	Messergebnis des teilnehmenden Labors
$\bar{X}$	zugewiesener Wert Sollwert für die Leistungsbewertung der Teilnehmer (angegeben auf 3 signifikante Stellen); im Regelfall: ausreißerbereinigter Mittelwert der Teilnehmerergebnisse. Eine davon abweichende Vorgehensweise wird unter Punkt D4 des Berichts beschrieben.
<i>Kriterium</i>	Vergleichsstandardabweichung berechnet aus den Statistiken für reale Wasserproben der vorangegangenen Runden im Zeitraum 2013 bis 2019 (RSDpooled) bzw. aus den ausreißerbereinigten Teilnehmerergebnissen (sR) des aktuellen Ringversuchs (falls noch weniger als 6 vorangegangene Runden für A und B-Proben vorlagen). In begründeten Fällen (z.B. Ergebnisse Realproben nahe an Mindestbestimmungsgrenze oder regulatorischer Vorgaben) erfolgt die Festlegung nach Expertenbefund und die Vorgangsweise wird unter Punkt D4 des Berichts beschrieben.

### D2.2. Leistungskriterium E<sub>n</sub>-Score

Für die realen Wasserproben erfolgen seit 2019 zusätzliche Bewertungen unter Einbeziehung der erweiterten Messunsicherheiten der Teilnehmer und der erweiterten Messunsicherheit des zugewiesenen Wertes, gemäß E<sub>n</sub>-Score. Diese Auswertungen werden für die Teilnehmer im Bericht unter Punkt E8, jeweils im Anschluss an die z-Score Auswertung dargestellt.

Die Ermittlung der E<sub>n</sub>-Scores erfolgte gemäß nachfolgender Formel:



$$E_n - score = \frac{x_i - \bar{X}}{\sqrt{U(x_i)^2 + U(\bar{X})^2}}$$

Dabei ist:

$x_i$	Messergebnis des teilnehmenden Labors
$\bar{X}$	zugewiesener Wert Sollwert für die Leistungsbewertung der Teilnehmer (angegeben auf 3 signifikante Stellen); im Regelfall: ausreißerbereinigter Mittelwert der Teilnehmerergebnisse. Eine davon abweichende Vorgehensweise wird unter Punkt D4 des Berichts beschrieben.
$U(x_i)$	erweiterte Messunsicherheit des Messergebnisses (Teilnehmerergebnis), $k=2$
$U(\bar{X})$	erweiterte Messunsicherheit des zugewiesenen Wertes, $k=2$

### D2.3. Leistungsbewertung z-Score und E<sub>n</sub>-Score

#### Interpretation der z-Scores:

- $|z\text{-Score}| \leq 2.0$  Ergebnis gut
- $2.0 < |z\text{-Score}| < 3.0$  Ergebnis fragwürdig
- $|z\text{-Score}| \geq 3.0$  Ergebnis nicht zufriedenstellend

Hinweis: Bei der Bewertung mittels z-Score wird die Messunsicherheit der Teilnehmer nicht mitberücksichtigt. Der Vergleich der Abweichung zum zugewiesenen Wert erfolgt über das Kriterium.

#### Interpretation der E<sub>n</sub>-Scores:

- $|E_n\text{-Score}| \leq 1.0$  zufriedenstellende Leistung
- $|E_n\text{-Score}| > 1.0$  nicht zufriedenstellende Leistung

Hinweis: Bei der Bewertung mittels E<sub>n</sub>-Score erfolgt die Berücksichtigung der erweiterten Messunsicherheiten der Teilnehmer und des zugewiesenen Wertes.  $|E_n\text{-Score}| > 1.0$  können darauf hinweisen, dass die Unsicherheitsschätzungen überprüft oder ein Messproblem korrigiert werden muss.

## D3. Darstellung und Interpretation der Messergebnisse

In der parameterorientierten Auswertung ist eine tabellarische Übersicht mit den Messergebnissen inklusive der Unsicherheit ( $\pm U$ ), der Wiederfindung zum zugewiesenen Wert und dem berechneten z-Score dargestellt. Weiterhin werden unter

Anmerkungen die Ausreißer gekennzeichnet. Die in der Tabelle angeführten Ergebnisse werden auch grafisch dargestellt.

In der labororientierten Auswertung werden pro Labor in anonymisierter Form die Ergebnisse der einzelnen Labore als Messergebnis  $\pm U$  sowie die Wiederfindungen und die ermittelten z-Scores bezugnehmend auf das Kriterium dargestellt. Weiters werden die  $E_n$ -Scores unter Berücksichtigung der erweiterten Unsicherheiten in unabhängigen Tabellen ausgegeben. Die labororientierten Auswertungen enthalten jeweils die Bewertungsgrundlagen wie zugewiesener Wert samt erweiterter Messunsicherheit sowie das Kriterium.

Eine Erläuterung zu den Tabellen und Grafiken kann Punkt D.5. entnommen werden.

#### **D4. Anmerkungen zur Auswertung**

Wie unter Punkt D2 ersichtlich, können die z-Scores auch unter Einbeziehung der Vergleichsstandardabweichung der ausreißerbereinigten Teilnehmerergebnisse des aktuellen Ringversuchs berechnet werden. Das kann zur Folge haben, dass es bei Parametern mit hoher Ergebnisstreuung dazu kommen kann, dass der Bereich z-Score - 2 bis z-Score + 2 einen ungewöhnlich hohen Wiederfindungsbereich abdeckt. Umgekehrt führt eine sehr geringe Streuung der Teilnehmerergebnisse dazu, dass z-Score - 2 bis z-Score + 2 einen ungewöhnlich kleinen Wiederfindungsbereich abdeckt.

Die Wiederfindungsrate wird unabhängig von der Streuung der Ergebnisse, als prozentuelle Abweichung vom zugewiesenen Wert berechnet und sollte bei der Bewertung von Ergebnissen im Rahmen des internen Qualitätsmanagementsystems der teilnehmenden Labore berücksichtigt werden.

Als Ergebnis einer Langzeitauswertung über aktuell 7 Eignungsprüfungsrunden (2013 - 2019) in Realproben wurden Kriterien (RSDpool) zur Ergebnisbewertung berechnet. Diese wurden im Zuge der Auswertung den relativen Vergleichsstandardabweichungen ( $vR$ ) des aktuellen Ringversuchs gegenübergestellt.

Parameter Glyphosat, Metazachlor und Metolachlor bei Probe H110 A: Aufgrund des geringen Gehaltes in der Probe konnte kein Sollwert berechnet werden. Für diese Parameter empfehlen wir einen Vergleich mit den Ergebnissen des Kontrolllabors.

Parameter Chlorthalonil Metabolit SYN548580 und Chlorthalonil Metabolit SYN548581 bei Probe H110 A und Probe H110 B: Aufgrund einer geringen Anzahl an übermittelten gültigen Teilnehmerergebnissen ( $n < 6$ ) konnte kein Sollwert berechnet

werden. Für diese Parameter empfehlen wir einen Vergleich mit den Ergebnissen des Kontrolllabors.

Parameter Metazachlor OA bei Probe H110 A und Parameter Chlorthalonil ESA bei Probe H110 B: Die auf Basis der Teilnehmerergebnisse berechneten Sollwerte lagen außerhalb der Messunsicherheit des Kontrollwertes und es ist über das Kontrolllabor keine Rückführbarkeit möglich. Der zugewiesene Wert wurde daher über die ausreißerbereinigten Mittelwerte aus der Gruppe der akkreditierten Teilnehmer berechnet.

**Die Bewertung der Chlorthalonil-Metaboliten dient nur als informativer Wert (\*\*), da für diese Parameter keine Akkreditierung gemäß EN ISO/IEC 17043 vorliegt. Als Kriterium wurden für diese Parameter die relativen Vergleichsstandardabweichungen (vR) eingesetzt.**

Bei allen anderen Parametern erfolgt die Berechnung der Scores nach D2.

## D5. Erläuterung zu Tabellen und Grafiken

### D5.1. Angaben und Abkürzungen in Tabellen

Parameter	Allgemeine Bezeichnung des Analysenparameters
Probe	Bezeichnung der übermittelten Probe
Einheit	Vorgegebene Einheit für Messwert und Ergebnisunsicherheit (z.B. µg/l)
Zugewiesener Wert	Sollwert für die Leistungsbewertung der Teilnehmer (angegeben auf 3 signifikante Stellen)
U (k=2)	erweiterte Unsicherheit (k=2) des zugewiesenen Wertes, (angegeben auf 3 signifikante Stellen)
Kriterium	Vorgabewert zur Ermittlung des z-Scores in der angegebenen Einheit (angegeben auf 3 signifikante Stellen)
Kriterium [%]	Vorgabewert zur Ermittlung des z-Scores in % des zugewiesenen Wertes (angegeben auf 2 signifikante Stellen)
Mittelwert	Ausreißerbereinigter Mittelwert über die Teilnehmerergebnisse (angegeben auf 3 signifikante Stellen)
VB (99%)	99% Vertrauensbereich (angegeben auf 3 signifikante Stellen)
Minimum	Minimales abgegebenes Messergebnis, ausreißerbereinigt (angegeben auf 3 signifikante Stellen)
Maximum	Maximales abgegebenes Messergebnis, ausreißerbereinigt (angegeben auf 3 signifikante Stellen)

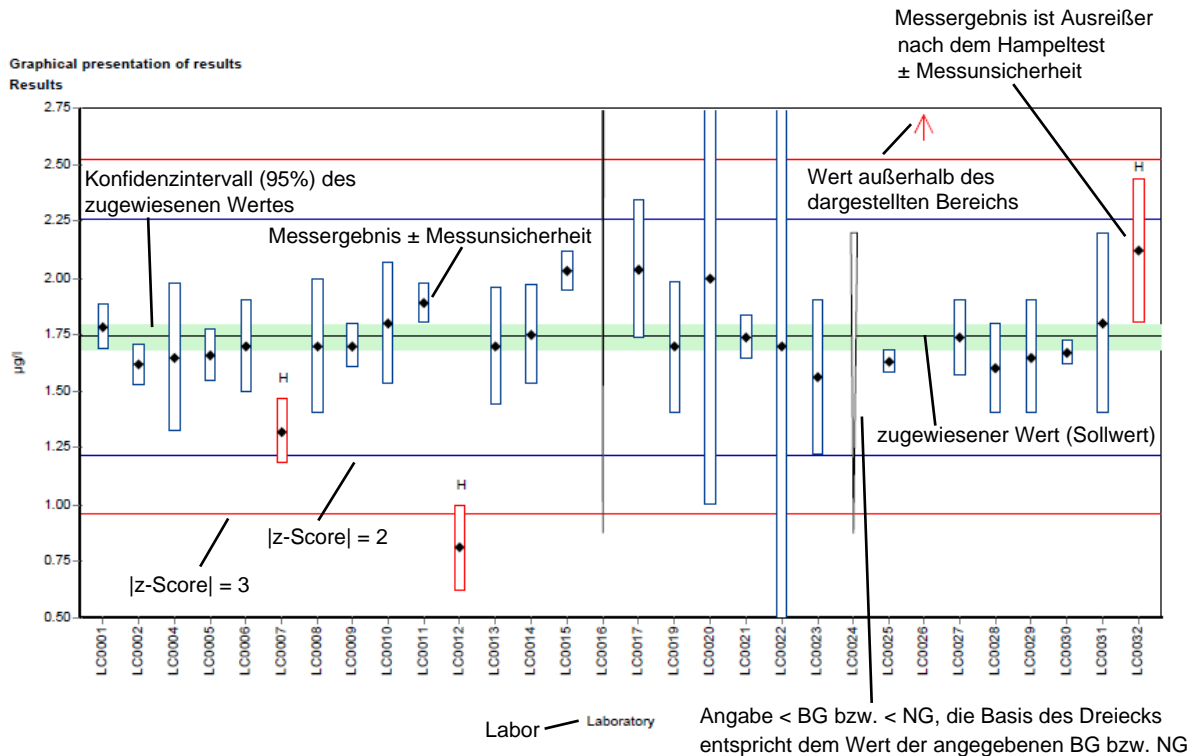
sR	Vergleichsstandardabweichung, berechnet aus den ausreißerbereinigten Teilnehmerergebnissen des aktuellen Ringversuchs (angegeben auf 3 signifikante Stellen)
vR	relative Vergleichsstandardabweichung in %, berechnet aus den ausreißerbereinigten Teilnehmerergebnissen des aktuellen Ringversuchs bezogen auf den Mittelwert (angegeben auf 2 signifikante Stellen)
Kontrollwert $\pm$ U (k=2)	Mittelwert der Kontrollmessungen des Veranstalters $\pm$ erweiterte Ergebnisunsicherheit des Kontrollwertes (jeweils angegeben auf 3 signifikante Stellen)
Laborcode	anonymisierte, eindeutige Teilnehmerkennung im jeweiligen Ringversuch
Messwert	einzelne(r) Messwert(e) lt. Teilnehmerangabe (maximal 5 Nachkommastellen dargestellt)
Messergebnis	Für die Bewertung herangezogenes Ergebnis lt. Teilnehmerangabe (maximal 5 Nachkommastellen dargestellt). Bei Eignungsprüfungsrunden mit Vorgabe von unabhängigen Mehrfachbestimmungen, entspricht dies dem berechneten Mittelwert aus den einzelnen Messwerten der Teilnehmer.
$\pm$ U	kombinierte Messunsicherheit ohne Erweiterungsfaktor (k=1) lt. Teilnehmerangabe (maximal 5 Nachkommastellen dargestellt)
BG	Bestimmungsgrenze
NG	Nachweisgrenze
WF	Wiederfindungsrate in %, bezogen auf den zugewiesenen Wert (angegeben auf 3 signifikante Stellen, dargestellt maximal 1 Nachkommastelle)
MW	Mittelwert
z-Score	Abweichung des Messergebnisses zum zugewiesenen Wert, ausgedrückt als Vielfaches des Kriteriums (angegeben auf 3 signifikante Stellen, dargestellt maximal 2 Nachkommastellen)
E <sub>n</sub> -Score	Abweichung des Messergebnisses zum zugewiesenen Wert, ausgedrückt als Vielfaches der kombinierten Messunsicherheiten, bestehend aus erweiterter Unsicherheit des zugewiesenen Wertes und der erweiterten Unsicherheit der Messergebnisse der Teilnehmer (angegeben auf 3 signifikante Stellen, dargestellt maximal 2 Nachkommastellen).

	Beim $E_n$ -Score erfolgt die Berücksichtigung der Messunsicherheit der Teilnehmer.
-	Keine Daten übermittelt bzw. keine Berechnung möglich
Anmerkungen	Anmerkungen zum jeweiligen Messergebnis (z.B. H, FN, FP)
H	Ausreißer nach dem Hampel-Test
FN	Falsch negativ – Messergebnis kleiner Bestimmungsbzw. Nachweisgrenze dessen Betrag die Bedingungen eines Ausreißers nach dem Hampeltest erfüllt.
FP	Falsch positiv – Falls aufgrund des geringen Analytgehalts kein zugewiesener Wert ermittelt werden kann ( $n < 6$ ), wird der Median der Beträge der übermittelten Nachweis- bzw. Bestimmungsgrenzen ermittelt. Als falsch positiv wird ein Messergebnis bewertet, welches diesen Median um mehr als 100 % übersteigt.
Standardabweichung	Vergleichsstandardabweichung berechnet aus den Teilnehmerergebnissen des aktuellen Ringversuchs (angegeben auf 3 signifikante Stellen)
rel. Standardabweichung	relative Vergleichsstandardabweichung in %, berechnet aus den Teilnehmerergebnissen des aktuellen Ringversuchs bezogen auf den Mittelwert (angegeben auf 3 signifikante Stellen)
n	Anzahl der Messergebnisse
**	<b>Kennzeichnung für Parameter außerhalb der Akkreditierung gemäß EN ISO/IEC 17043</b>

## D5.2. Graphische Darstellung der Ergebnisse

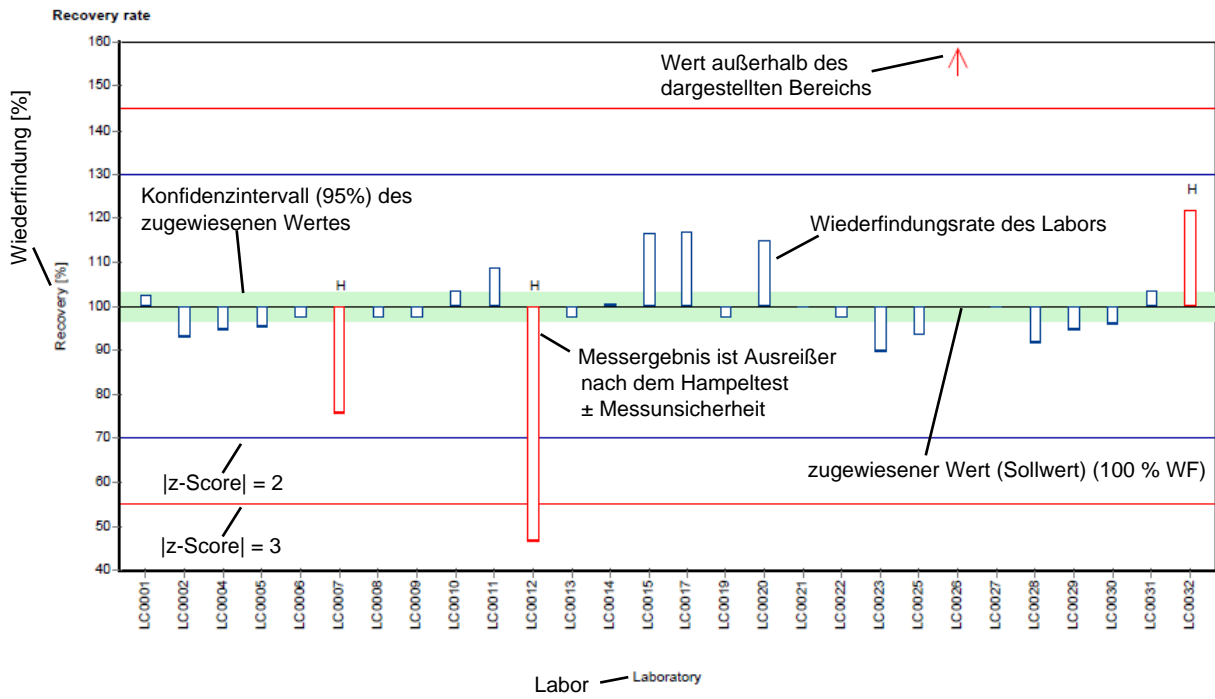
Nachfolgend wird die graphische Darstellung anhand von kommentierten Beispieldiagrammen erläutert.

### Beispieldiagramm: Messwerte



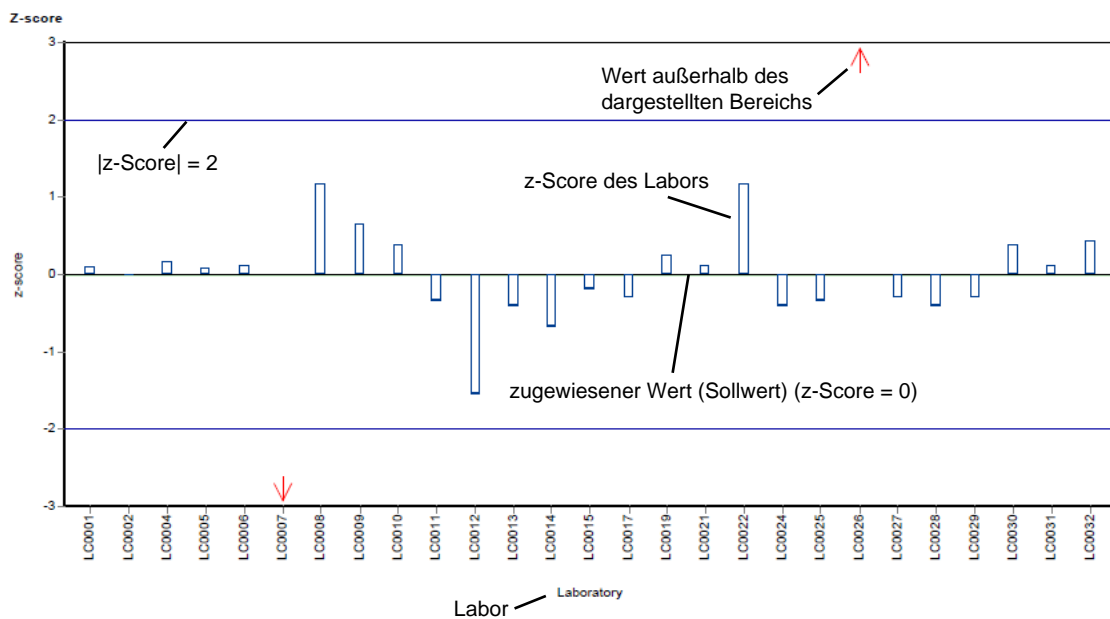
Unterschiedliche Analysemethoden werden mit unterschiedlichen Farben kenntlich gemacht.

### Beispieldiagramm: Wiederfindung zum zugewiesenen Wert



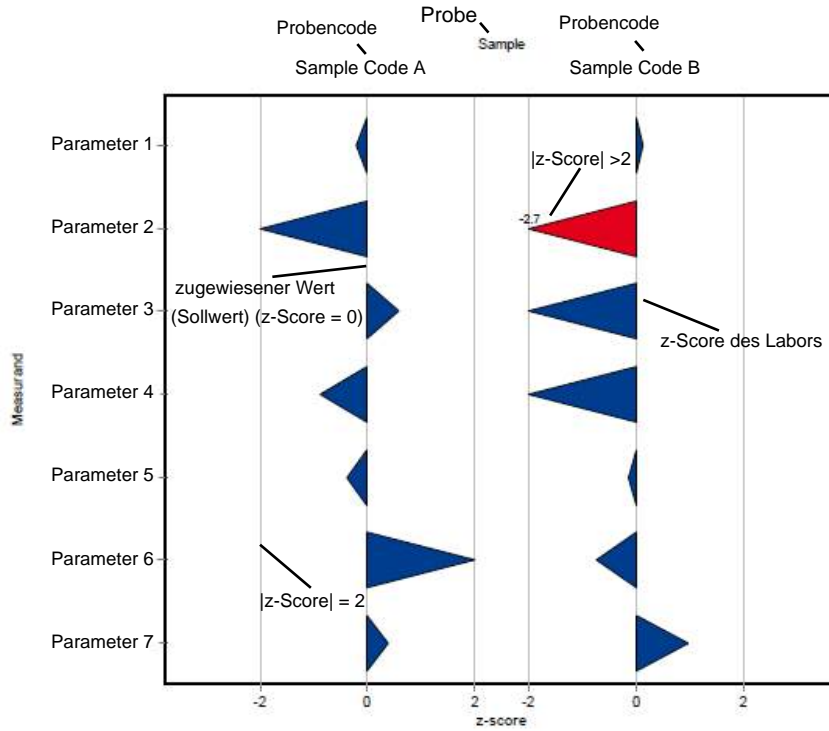
Unterschiedliche Analysenmethoden werden mit unterschiedlichen Farben kenntlich gemacht.

### Beispieldiagramm: z-Score

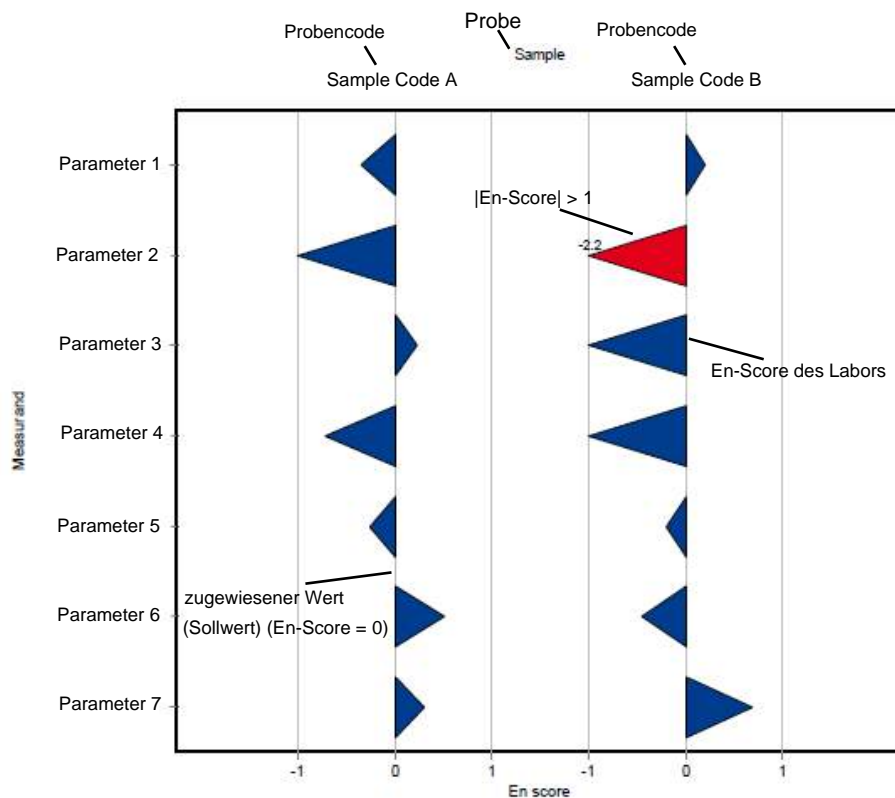


Unterschiedliche Analysenmethoden werden mit unterschiedlichen Farben kenntlich gemacht.

**Beispieldiagramm: z-Score (labororientierte Auswertung)**



**Beispieldiagramm: En-Score (labororientierte Auswertung)**





## D6. Zusammenfassung

### D6.1. Tabelle der zugewiesenen Werte

Parameter	Probe	Einheit	zugewiesener Wert	±	U (k=2)	Kriterium	Kriterium [%]
2,4,5-Trichlorphenoxyessigsäure	H110 A	µg/l	0.637	±	0.0325	0.115	18
	H110 B	µg/l	0.121	±	0.00822	0.0219	18
2,4-D (2,4-Dichlorphenoxyessigsäure)	H110 A	µg/l	0.293	±	0.0138	0.041	14
	H110 B	µg/l	0.783	±	0.0325	0.11	14
Alachlor	H110 A	µg/l	0.253	±	0.0151	0.0303	12
	H110 B	µg/l	0.776	±	0.0446	0.0931	12
Alachlor-Säure (Alachlor-OA)	H110 A	µg/l	0.165	±	0.0102	0.0247	15
	H110 B	µg/l	0.115	±	0.00792	0.0172	15
Alachlor-Sulfonsäure (Alachlor-ESA)	H110 A	µg/l	0.414	±	0.023	0.0397	9.6
	H110 B	µg/l	0.216	±	0.0151	0.028	13
Ampa	H110 A	µg/l	0.436	±	0.0433	0.0567	13
	H110 B	µg/l	0.329	±	0.0339	0.0428	13
Bentazon	H110 A	µg/l	0.25	±	0.00846	0.0375	15
	H110 B	µg/l	0.498	±	0.0158	0.0747	15
Chlorthalonil Metabolit R611965 (3-carbamyl-2,4,5-trichlorbenzoesäure)**	H110 A	µg/l	0.654	±	0.0615	0.0785	12
	H110 B	µg/l	0.253	±	0.0187	0.023	9.1
Chlorthalonil Sulfonsäure (Chlorthalonil-ESA)**	H110 A	µg/l	0.514	±	0.0499	0.0875	17
	H110 B	µg/l	0.186	±	0.0187	0.0334	18
Dicamba	H110 A	µg/l	0.441	±	0.0329	0.0882	20
	H110 B	µg/l	0.487	±	0.0444	0.0973	20
Dichlorprop	H110 A	µg/l	0.183	±	0.00775	0.022	12
	H110 B	µg/l	0.192	±	0.00877	0.023	12
Dimethachlor Metabolit - CGA 369873**	H110 A	µg/l	0.292	±	0.0126	0.0211	7.2
	H110 B	µg/l	0.115	±	0.0103	0.0195	17
Glufosinat	H110 A	µg/l	0.29	±	0.0424	0.0987	34
	H110 B	µg/l	0.127	±	0.0221	0.0432	34
Glyphosat	H110 A	µg/l	-	±	-	-	-
	H110 B	µg/l	0.713	±	0.069	0.143	20
MCP (Mecoprop)	H110 A	µg/l	0.108	±	0.00421	0.0141	13
	H110 B	µg/l	0.449	±	0.016	0.0584	13
Metazachlor	H110 A	µg/l	-	±	-	-	-
	H110 B	µg/l	0.222	±	0.0101	0.0266	12
Metazachlor-Sulfonsäure (Metazachlor ESA)	H110 A	µg/l	0.961	±	0.0475	0.183	19
	H110 B	µg/l	0.177	±	0.0116	0.0337	19
Metazachlor-Säure (Metazachlor OA)	H110 A	µg/l	0.811	±	0.101	0.17	21
	H110 B	µg/l	0.313	±	0.0285	0.0658	21
Metolachlor	H110 A	µg/l	-	±	-	-	-
	H110 B	µg/l	0.268	±	0.0145	0.0402	15
s-Metolachlor-Sulfonsäure (Metolachlor-ESA)	H110 A	µg/l	0.418	±	0.0197	0.0836	20
	H110 B	µg/l	0.334	±	0.0211	0.0668	20
s-Metolachlor-Säure (Metolachlor OA)	H110 A	µg/l	0.88	±	0.045	0.123	14

Parameter	Probe	Einheit	zugewiesener Wert	±	U (k=2)	Kriterium	Kriterium [%]
s-Metolachlor-Säure (Metolachlor OA)	H110 B	µg/l	0.636	±	0.0326	0.089	14
Chlorthalonil-4-hydroxy**	H110 A	µg/l	0.139	±	0.0117	0.0139	10
	H110 B	µg/l	0.704	±	0.119	0.155	22
Chlorthalonil Metabolit R471811**	H110 A	µg/l	0.381	±	0.0261	0.0419	11
	H110 B	µg/l	0.678	±	0.0614	0.102	15
Chlorthalonil Metabolit R611968 **	H110 A	µg/l	0.505	±	0.0334	0.0409	8.1
	H110 B	µg/l	0.332	±	0.0236	0.0288	8.7
Chlorthalonil Metabolit SYN507900 **	H110 A	µg/l	0.192	±	0.017	0.025	13
	H110 B	µg/l	0.383	±	0.0238	0.0337	8.8
Chlorthalonil Metabolit SYN548580**	H110 A	µg/l	-	±	-	-	-
	H110 B	µg/l	-	±	-	-	-
Chlorthalonil Metabolit SYN548581**	H110 A	µg/l	-	±	-	-	-
	H110 B	µg/l	-	±	-	-	-

\*Chlorothalonil Metaboliten SYN548580 und SYN548581 Probe H110A und H110B: Da weniger als 6 Ergebnisse vorlagen, konnte kein zugewiesener Wert festgelegt werden.

Im Rahmen der internen QS wird der Vergleich mit den Werten des Kontrolllabores empfohlen:

Chlorothalonil Metabolit SYN548580

H110A: 0.478 µg/l +/- 0.12 U(k=2)

H110B: 0.201 µg/l +/- 0.0504 U(k=2)

Chlorothalonil Metabolit SYN548581

H110A: 0.713 µg/l +/- 0.178 U(k=2)

H110B: 0.381 µg/l +/- 0.0952 U(k=2)

\*\* Die Bewertung der Chlorthalonil-Metaboliten dient nur als informativer Wert, da für diese Parameter keine Akkreditierung vorliegt. Als Kriterium wurden für diese Parameter die relativen Vergleichsstandardabweichungen (vR) eingesetzt.

## D6.2. Zusammenfassung der ausreißerbereinigten Ringversuchsergebnisse

Parameter	Probe	Anzahl Labors für Berechnung	Anzahl Ausreißer Labors	Einheit	Mittelwert	± VB (99%)	Minimum	Maximum	sR	vR [%]
2,4,5-Trichlorphenoxyessigsäure	H110 A	12	4	µg/l	0.637	± 0.0488	0.53	0.769	0.0563	8.8
	H110 B	14	2	µg/l	0.121	± 0.0123	0.098	0.163	0.0154	13
2,4-D (2,4-Dichlorphenoxyessigsäure)	H110 A	24	2	µg/l	0.293	± 0.0207	0.196	0.354	0.0339	12
	H110 B	24	2	µg/l	0.783	± 0.0488	0.604	0.96	0.0797	10
Alachlor	H110 A	17	1	µg/l	0.253	± 0.0227	0.192	0.302	0.0312	12
	H110 B	17	1	µg/l	0.776	± 0.0669	0.562	0.948	0.0919	12
Alachlor-Säure (Alachlor-OA)	H110 A	13	2	µg/l	0.165	± 0.0153	0.122	0.194	0.0183	11
	H110 B	15	0	µg/l	0.115	± 0.0119	0.094	0.139	0.0153	13
Alachlor-Sulfonsäure (Alachlor-ESA)	H110 A	12	1	µg/l	0.414	± 0.0345	0.34	0.497	0.0398	9.6
	H110 B	13	0	µg/l	0.216	± 0.0227	0.154	0.265	0.0273	13
Ampa	H110 A	20	2	µg/l	0.436	± 0.065	0.237	0.595	0.0969	22
	H110 B	21	1	µg/l	0.329	± 0.0509	0.137	0.455	0.0777	24
Bentazon	H110 A	26	2	µg/l	0.25	± 0.0127	0.202	0.282	0.0216	8.6
	H110 B	24	3	µg/l	0.498	± 0.0237	0.433	0.576	0.0387	7.8
Chlorthalonil Metabolit R611965	H110 A	6	1	µg/l	0.654	± 0.0923	0.579	0.791	0.0754	12
	H110 B	6	1	µg/l	0.253	± 0.028	0.232	0.283	0.0229	9.1
Chlorthalonil Sulfonsäure	H110 A	13	0	µg/l	0.514	± 0.0748	0.317	0.639	0.09	17
	H110 B	13	0	µg/l	0.191	± 0.0278	0.12	0.249	0.0334	18
Dicamba	H110 A	17	1	µg/l	0.441	± 0.0493	0.294	0.558	0.0678	15
	H110 B	17	1	µg/l	0.487	± 0.0665	0.316	0.664	0.0915	19
Dichlorprop	H110 A	24	1	µg/l	0.183	± 0.0116	0.146	0.218	0.019	10
	H110 B	24	1	µg/l	0.192	± 0.0132	0.148	0.237	0.0215	11
Dimethachlor Metabolit - CGA 369873	H110 A	11	3	µg/l	0.292	± 0.0189	0.272	0.331	0.0209	7.2
	H110 B	14	0	µg/l	0.115	± 0.0155	0.078	0.15	0.0193	17
Glufosinat	H110 A	13	0	µg/l	0.29	± 0.0636	0.156	0.397	0.0765	26
	H110 B	12	1	µg/l	0.127	± 0.0332	0.078	0.201	0.0383	30

Parameter	Probe	Anzahl Labors für Berechnung	Anzahl Ausreißer Labors	Einheit	Mittelwert	± VB (99%)	Minimum	Maximum	sR	vR [%]
Glyphosat	H110 A	2	0	µg/l	-	± -	0.068	0.109	-	-
	H110 B	19	2	µg/l	0.713	± 0.104	0.446	1.01	0.15	21
MCP (Mecoprop)	H110 A	24	4	µg/l	0.108	± 0.00631	0.096	0.137	0.0103	9.5
	H110 B	25	3	µg/l	0.449	± 0.0241	0.378	0.541	0.0401	8.9
Metazachlor	H110 A	0	0	µg/l	-	± -	-	-	-	-
	H110 B	22	1	µg/l	0.222	± 0.0151	0.172	0.265	0.0236	11
Metazachlor-Sulfonsäure (Metazachlor ESA)	H110 A	23	1	µg/l	0.961	± 0.0713	0.791	1.21	0.114	12
	H110 B	24	0	µg/l	0.177	± 0.0174	0.127	0.245	0.0284	16
Metazachlor-Säure (Metazachlor OA)	H110 A	22	0	µg/l	0.81	± 0.129	0.424	1.13	0.201	25
	H110 B	22	0	µg/l	0.313	± 0.0428	0.16	0.422	0.0669	21
Metolachlor	H110 A	0	0	µg/l	-	± -	-	-	-	-
	H110 B	21	1	µg/l	0.268	± 0.0217	0.195	0.334	0.0331	12
s-Metolachlor-Sulfonsäure (Metolachlor-ESA)	H110 A	22	1	µg/l	0.418	± 0.0295	0.324	0.512	0.0461	11
	H110 B	22	1	µg/l	0.334	± 0.0317	0.215	0.458	0.0495	15
s-Metolachlor-Säure (Metolachlor OA)	H110 A	22	1	µg/l	0.88	± 0.0675	0.717	1.11	0.106	12
	H110 B	22	1	µg/l	0.636	± 0.0489	0.489	0.803	0.0764	12
Chlorthalonil-4-hydroxy	H110 A	6	1	µg/l	0.139	± 0.0176	0.113	0.156	0.0144	10
	H110 B	7	0	µg/l	0.704	± 0.179	0.432	0.868	0.158	22
Chlorthalonil Metabolit R471811	H110 A	10	1	µg/l	0.381	± 0.0392	0.325	0.46	0.0413	11
	H110 B	11	0	µg/l	0.678	± 0.0921	0.492	0.81	0.102	15
Chlorthalonil Metabolit R611968	H110 A	6	0	µg/l	0.505	± 0.0501	0.45	0.558	0.0409	8.1
	H110 B	6	0	µg/l	0.332	± 0.0354	0.291	0.372	0.0289	8.7
Chlorthalonil Metabolit SYN507900	H110 A	8	1	µg/l	0.192	± 0.0255	0.15	0.224	0.024	13
	H110 B	8	1	µg/l	0.383	± 0.0357	0.348	0.455	0.0337	8.8
Chlorthalonil Metabolit SYN548580	H110 A	4	0	µg/l	-	± -	0.107	0.487	-	-
	H110 B	4	0	µg/l	-	± -	0.054	0.232	-	-
Chlorthalonil Metabolit SYN548581	H110 A	4	1	µg/l	-	± -	0.536	0.579	-	-
	H110 B	5	0	µg/l	-	± -	0.358	0.531	-	-

## **E1. Description of the proficiency test**

### **E1.1. Design and implementation**

- Number of registrations: 38
- Number of submitted data records: 36
- Dispatch of samples: 22<sup>nd</sup> June 2021
- Closing date for submission of data: 27<sup>th</sup> July 2021

The results were submitted electronically by a password-protected online data entry. Upon completion of the data entry, the participant confirmed the complete and correct entry of all data and the authorization of the results for evaluation.

To anonymize results, each laboratory was given a laboratory code on a random basis.

### **E1.2. Description of the proficiency test items**

The sampling was carried out on 20<sup>th</sup> June 2021 (ground water) and on 18<sup>th</sup> June 2021 (surface water).

The following samples were made available

- 1 sample ground water (H110 A)
- 1 sample surface water (H110 B)

Both samples were stored at 4 +/- 3°C until further processing. The samples were filtered (40 µm) and partly spiked with specific substances in the stirring vessel.

The samples were filled into bottles under continuous stirring (stirring vessel) and stabilized by cooling.

The homogeneous proficiency test items were dispatched on 22<sup>nd</sup> June 2021.

Each participant received:

- 2 samples (each 600 ml), filled in 2 x 300 ml aluminium bottles or  
2 samples (each 2000 ml), filled in 2 x 1000 ml aluminium bottles or  
2 samples (each 4000 ml), filled in 4 x 1000 ml aluminium bottles
- 2 samples (each 1000 ml), filled in 1 x 1000 ml plastic bottles (for AMPA, Glufosinate, Glyphosate)

### **E1.3. Instructions for the participants**

For reasons of stability, it was recommended to start the analysis by the 30<sup>th</sup> June 2021 at the latest.

The participants are expected to use the test method or measurement method of their choice, which should be consistent with their routine procedures. In E9. you will find the overview of applied methods in course of the proficiency testing.

### **E1.4. Control testing for homogeneity evaluation**

During filling of the bottles, aliquots of each sample were collected randomly for control testing. From each of the samples A and B, n=5 control test samples and n=1 unspiked real water sample were transferred to the laboratory for control testing.

All parameters were tested in the testing laboratory at Environment Agency Austria (Prüfstelle für Umwelt-, GVO- & Treibstoffanalytik) close to the time of sample dispatch. The analysis of Chlorothalonil Metabolites R611965, R471811, R611968, SYN507900, SYN548580 and SYN 548581 was outside the actual accreditation scope according to EN ISO/IEC 17025.

During evaluation the relative standard deviation between the individual results of the control test samples was assessed for each parameter by comparison with the reproducibility standard deviation of the actual proficiency test.

In the parameter-oriented evaluation (E.7.), the results of the control testing are given in the form of arithmetic means of the detected concentrations  $\pm$  expanded measurement uncertainty as control test value  $\pm$  U (expanded uncertainty, k=2).

### **E1.5. Trend test for stability evaluation**

The evaluation of stability of the proficiency test items was performed using the data statistics of the results of previous proficiency testing rounds for real water samples of the period from 2013 to 2019.

The assessment of the stability of the proficiency test items of the current round was carried out by evaluation of all participant results sorted by analysis date (until submission deadline): No systematic trends were identified.

Using all participants results, it was furthermore tested if systematic trends could be detected depending on the order in which the bottles were filled for the proficiency test: No systematic trends could be identified.

According to data obtained from previous rounds for real water samples from 2013 to 2019 and based on the trend test evaluation of the current round, the stability of the test items for proficiency testing of real water samples can be confirmed for the recommended analysis period until deadline for submission of data.

## **E1.6. Determination of the assigned values**

The analytical results had to be made available to the organiser not later than 27<sup>th</sup> July 2021. Any values received at a later date were not considered.

In the course of the plausibility assessment of all received data (e.g. check for correct units, indication of measurement uncertainty, ...) the participants with noticeable results were asked to perform a subsequent data check and to give a prompt feedback within 24 h.

After plausibility assessment an outlier test according to Hampel was performed to identify outliers. Values identified as conspicuous are marked specifically in the parameter-oriented evaluation ('H').

In justified cases, for instance, when the outlier test according to Hampel is not applicable (e.g. many similar or identical results of the participants or in case of a very limited number of highly scattering results) a different outlier identification method can be applied (e.g. Dean and Dixon outlier test or manual outlier elimination by expert judgement). In such a case, this procedure is documented in section E4 of the report.

Further data evaluation was performed in accordance with ISO 5725-2. A statistical evaluation of proficiency testing data was only carried out if at least 6 valid results per parameter were available. Results < LOQ or < LOD are not included in the calculation for the assigned value.

The assigned values are normally calculated as the mean over all submitted results, after removal of outliers.

For real water samples in some exceptional cases it might occur, that no assigned value based on participants' results can be calculated and no evaluation of the participants results can be made. E.g. due to large variations in the participant results ( $vR > 50\%$ ) and/or insufficient traceability of the calculated mean of all participants after outlier-clearing to the mean of control testing or if the number of results (without outliers) of the group of accredited testing laboratories is too low.

In this case, a clear statement in section E7 of the report is made and all provided statistical data are for information only. In section E4 further information is given, when applicable, for each parameter and proficiency test item. In course of the internal

quality measures, the participants can compare their results with the control test values.

## E2. Criteria of performance evaluation

### E2.1. Performance criterion z-Score

The adjusted average value (after removal of outliers) for all submitted results was used as a basis for the calculation of recovery rates and z-scores.

z-Scores were calculated on the basis of the following formula:

$$z - score = \frac{x_i - \bar{X}}{Criteria}$$

In this context,

$x_i$	is the measurement value (result) of the participating laboratory;
$\bar{X}$	assigned value the target value for the assessment of the performance of the participants (3 significant digits), normally the average value of the participants' results after removal of outliers; if this approach is not applicable, the target value is assigned according to the procedure given in section E4
Criteria	is the reproducibility standard deviation calculated from previous rounds for proficiency testing for real water samples from 2013 to 2019 (as RSD pooled) or from the participants' results after removal of outliers (sR) in the current round (if less than 6 previous rounds for the parameters of real water samples A and B are available). Where justified (e.g. results for real water samples are close to minimum quantification limit or in case of regulatory requirements) the criteria is defined by expert judgement and the procedure is clearly described in section E4 of the report.

### E2.2. Performance criterion E<sub>n</sub>-Score

Since 2019 additional assessment of the participants' results using E<sub>n</sub>-Scores for proficiency testing of real water samples is performed. This additional assessment takes into account the expanded measurement uncertainties of the participants results and the expanded uncertainty of the assigned value and is provided in the laboratory oriented part of the report (see E8 after the z-scores evaluation).

E<sub>n</sub>-Scores were calculated on the basis of the following formula:



$$E_n - score = \frac{x_i - \bar{X}}{\sqrt{U(x_i)^2 + U(\bar{X})^2}}$$

In this context,

- $x_i$  is the measurement value (result) of the participating laboratory
- $\bar{X}$  assigned value  
the target value for the assessment of the performance of the participants (3 significant digits), normally the average value of the participants' results after removal of outliers; if this approach is not applicable, the target value is assigned according to the procedure given in section E4
- $U(x_i)$  expanded measurement uncertainty for the result of the participating laboratory,  $k=2$
- $U(\bar{X})$  expanded measurement uncertainty for the assigned value,  $k=2$

### E2.3. Performance evaluation z-Score and E<sub>n</sub>-Score

#### Interpretation of z-Scores:

- $|z\text{-Score}| \leq 2.0$  good result
- $2.0 < |z\text{-Score}| < 3.0$  questionable result
- $|z\text{-Score}| \geq 3.0$  unsatisfactory result

Note: In case of assessment of the participants' performance by z-scores the measurement uncertainty of the participants' results is not taken into account. The difference between result of participants and the assigned value is evaluated by the criteria.

#### Interpretation of E<sub>n</sub>-Scores:

- $|E_n\text{-Score}| \leq 1.0$  satisfactory performance
- $|E_n\text{-Score}| > 1.0$  unsatisfactory performance

Note: In case of assessment of the participants' performance by E<sub>n</sub>-Scores the expanded measurement uncertainties for the results and for the assigned values are taken into account.  $|E_n\text{-Score}| > 1.0$  might indicate to check the measurement uncertainty estimation or might point out to correct a measurement problem.

### **E3. Representation and interpretation of measurement results**

The parameter-oriented report provides the measurement values (results) including uncertainty ( $\pm U$ ), recovery rate, calculated z-Score and the outliers in tabular form. The results listed in the table are also represented graphically.

The laboratory oriented report shows the results of the individual laboratories (anonymous), including the measurement uncertainty ( $\pm U$ ), recovery rates, z-Scores and additionally evaluation of  $E_n$ -Scores on separate pages.

The tables also contain the basis for the data assessment as the assigned values and expanded measurement uncertainties and the criteria.

An annotation of the tables and graphics is given in section E.5.

### **E4. Explanatory notes**

As explained in section E2, the z-Score can also be calculated using the reproducibility standard deviation, calculated from the participants' results (after removal of outliers) in the relevant test round. It might occur that the z-Score between -2 and 2 covers a large range of measurement values when the variance of the results is high. On the other hand, the range of good results can be very narrow, when the variation of the participants' results is small.

The recovery rate is calculated for the individual result based on the assigned value and is thus independent of the reproducibility standard deviation. In the case of a high variance of the results, participants should also consider recovery rates as additional criteria to decide on the necessity of internal quality assurance measures.

As a result of a long-term evaluation of 7 proficiency testing rounds (2013 - 2019) in real samples, evaluation criteria (RSDpool) were calculated. These criteria were compared with the relative reproducibility standard deviation ( $vR$ ) of the current proficiency testing.

Parameters Glyphosate, Metazachlor and Metolachlor sample H110 A: Assigned values were not calculated due to the low analyte concentration. For these parameters, we recommend to compare your results with the control test values.

Parameters Chlorothalonil Metabolite SYN548580 and Chlorothalonil Metabolite SYN548581 sample H110 A and sample H110 B: Assigned values were not calculated because of the small number of submitted valid results ( $n < 6$ ). For these parameters, we recommend to compare your results with the control test values.

Parameter Metazachlor OA sample H110 A and parameter Chlorothalonil ESA sample H110 B: The assigned values calculated based on the participant results were outside

of the measurement uncertainty of the control test value and thus traceability could not be proven by this procedure. Therefore, new assigned values were defined by the group of accredited participating laboratories after outlier-assessment.

**The assessment of the Chlorothalonil metabolites is only used as an informative value (\*\*), as there is no accreditation according to EN ISO/IEC 17043 for these parameters. The relative reproducibility standard deviation (vR) was chosen as the criterion for these parameters.**

Scores for all other parameters were calculated according to E2.

## E5. Annotations on tables and charts

### E5.1. Information and abbreviations in tables

Parameter	Analyte identifier
Sample	Sample identifier
Unit	Given unit for result and uncertainty (e.g. µg/l)
Assigned value	Target value for proficiency assessment of the participants (3 significant digits)
U (k=2)	Expanded uncertainty (k=2) of the assigned value (3 significant digits)
Criteria	Specified value for the determination of the z-score in the given unit (3 significant digits)
Criteria [%]	Specified value for the determination of the z-score in % of the assigned value (2 significant digits)
Mean	Mean of the participants results, without outliers (3 significant digits)
CI (99 %)	99% confidence interval (3 significant digits)
Minimum	Minimum of all submitted results, after removal of outliers (3 significant digits)
Maximum	Maximum of all submitted results, after removal of outliers (3 significant digits)
SD	Reproducibility standard deviation, calculated from the participants results, after removal of outliers (3 significant digits)
RSD %	Reproducibility standard deviation, calculated from the participants results relative to the target value, given in %, after removal of outliers (2 significant digits)
Control test value ± U (k=2)	Mean of control test value ± expanded measurement uncertainty (3 significant digits)
Labcode	Laboratory identifier (anonymized)
Result	Result as indicated by participant (max. 5 decimal places)

± U	combined measurement uncertainty without expansion factor (k=1), as indicated by participant (max. 5 decimal places)
LOQ	Limit of quantification
LOD	Limit of detection
Recovery	Recovery rate in % based on assigned value (target value) (3 significant digits, max. one decimal place given)
z-Score	Deviation of result based on the assigned value (target value) given as a multiple of the criteria (3 significant digits, max. 2 decimal places given)
E <sub>n</sub> -Score	Deviation of result based on the assigned value (target value) given as a multiple of the combined expanded measurement uncertainty of the participant's results and expanded measurement uncertainty for the assigned value (3 significant digits, max. 2 decimal places given). Note: E <sub>n</sub> -Score assessment takes into account the measurement uncertainty of the participants.
-	No data available or no calculation possible
Comments	Comment on the respective result (e.g. H, FN, FP)
H	Outlier according to Hampel-Test
FN	False negative – for a result < LOQ or result < LOD: The absolute value of the LOQ or LOD fulfils the condition of an outlier according to the Hampel test.
FP	False positive – for parameters where no target value is available because of a too low analyte content (n < 6): Result that exceeds the median of the absolute values of the transmitted LOQs or LODs by more than 100 %.
Standard deviation	Reproducibility standard deviation, calculated from the participants results (3 significant digits)
Rel. standard deviation	Reproducibility standard deviation, calculated from the participants results relative to the target value, given in %, (3 significant digits)
n	Number of results

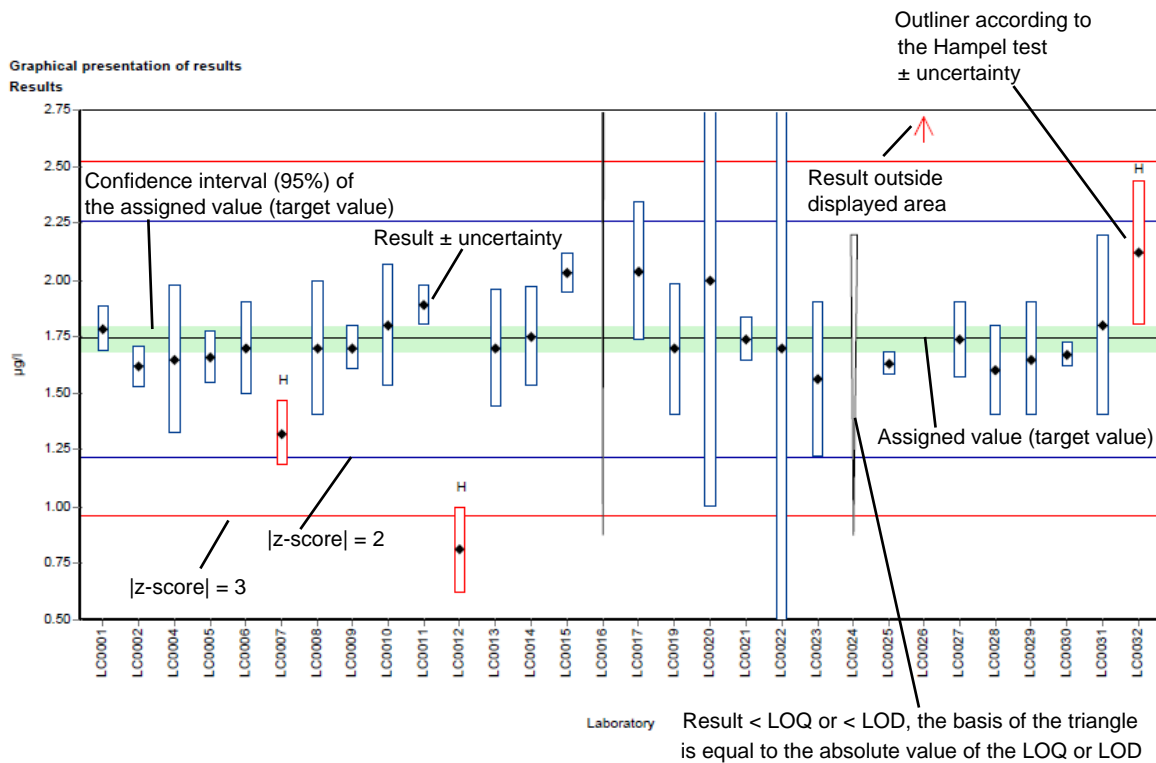
\*\*

**mark for parameters outside the scope of accreditation according to EN ISO/IEC 17043**

## E5.2. Graphical presentation of results

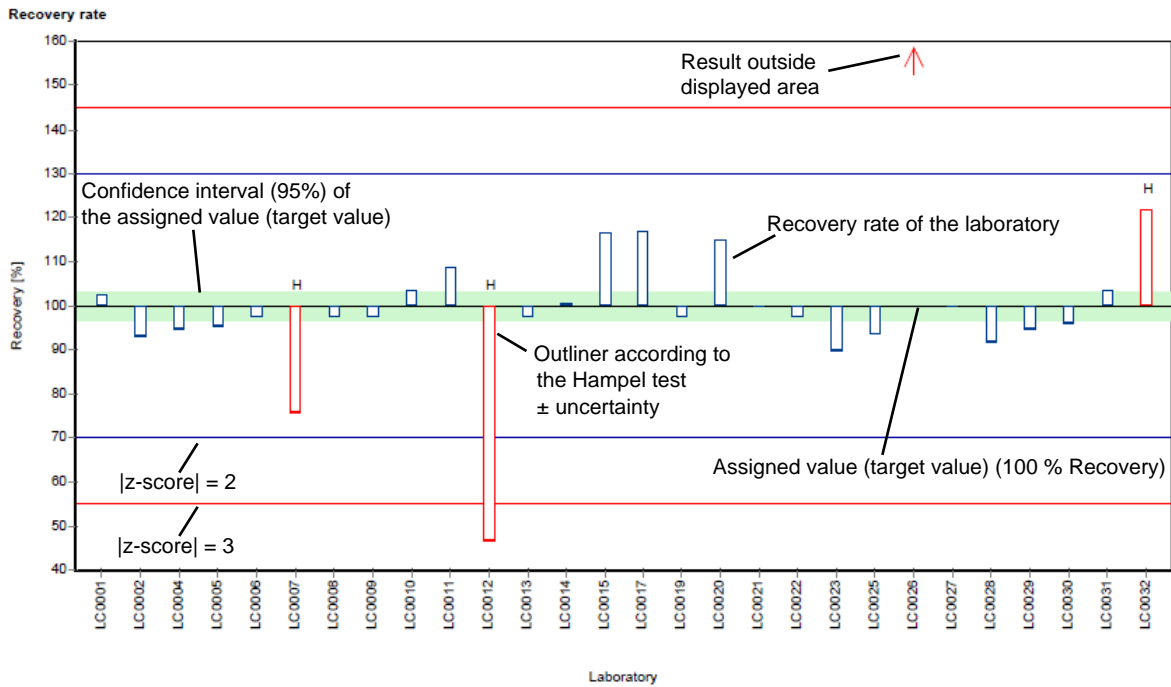
The graphic representation in the report is explained below by means of commented example diagrams:

### Example chart: Results



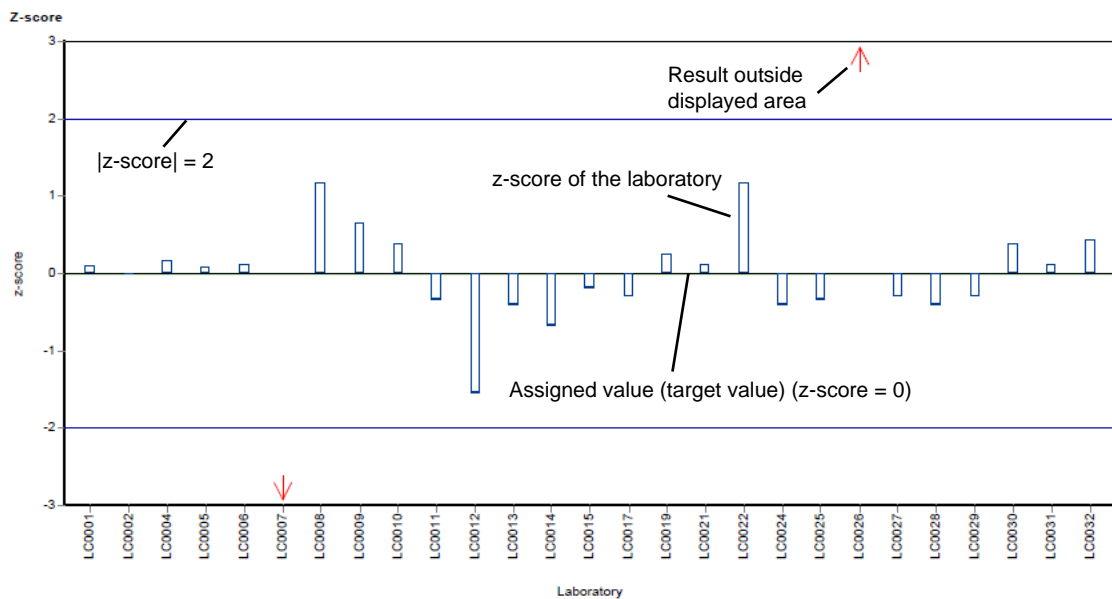
Different analysis methods are represented with different colors.

### Example chart: Recovery



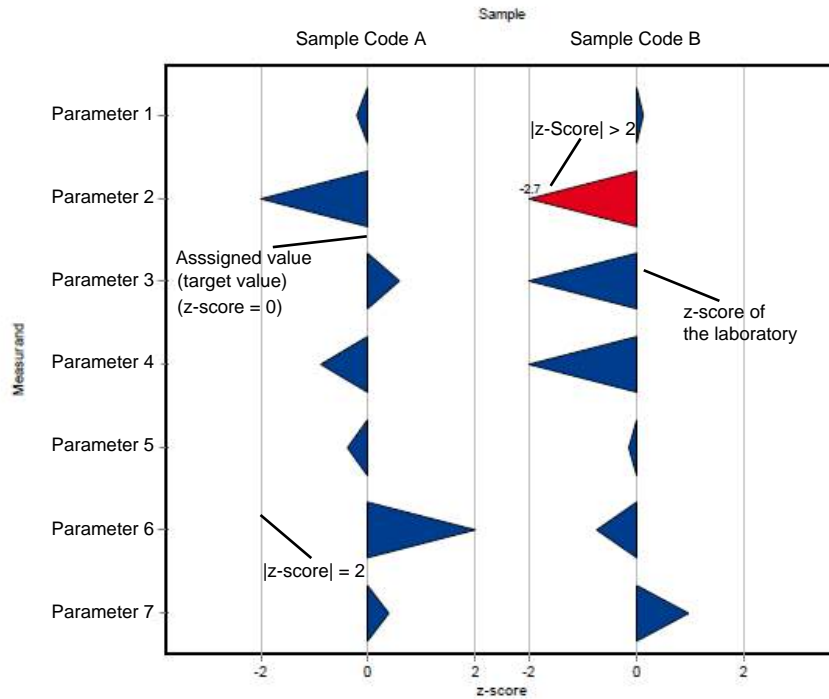
Different analysis methods are represented with different colors.

### Example chart: z-score

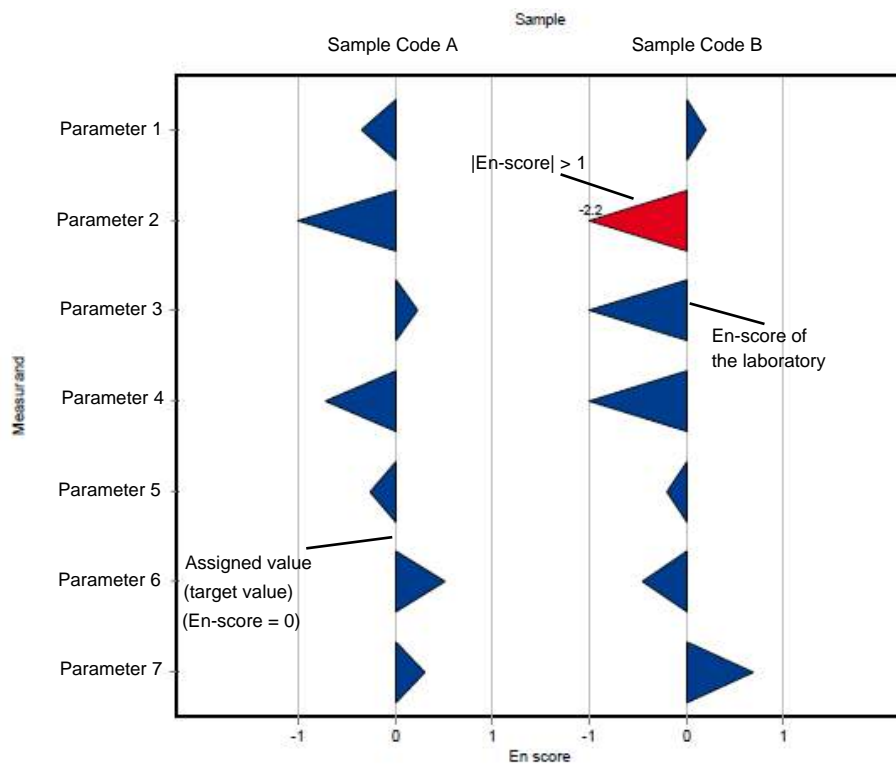


Different analysis methods are represented with different colors.

**Example chart: z-score (laboratory oriented report)**



**Example chart: En-score (laboratory oriented report)**



## E6. Summary

### E6.1. Table of assigned values

Parameter	Sample	Unit	Assigned value	±	U (k=2)	Criterion	Criterion [%]
2,4,5-Trichlorophenoxyacetic acid	H110 A	µg/l	0.637	±	0.0325	0.115	18
	H110 B	µg/l	0.121	±	0.00822	0.0219	18
2,4-D (2,4-Dichlorphenoxyaceticacid)	H110 A	µg/l	0.293	±	0.0138	0.041	14
	H110 B	µg/l	0.783	±	0.0325	0.11	14
Alachlor	H110 A	µg/l	0.253	±	0.0151	0.0303	12
	H110 B	µg/l	0.776	±	0.0446	0.0931	12
Alachlor-t-acid (Alachlor-OA)	H110 A	µg/l	0.165	±	0.0102	0.0247	15
	H110 B	µg/l	0.115	±	0.00792	0.0172	15
Alachlor-t-sulfonic acid (Alachlor-ESA)	H110 A	µg/l	0.414	±	0.023	0.0397	9.6
	H110 B	µg/l	0.216	±	0.0151	0.028	13
AMPA	H110 A	µg/l	0.436	±	0.0433	0.0567	13
	H110 B	µg/l	0.329	±	0.0339	0.0428	13
Bentazone	H110 A	µg/l	0.25	±	0.00846	0.0375	15
	H110 B	µg/l	0.498	±	0.0158	0.0747	15
Chlorothalonil Metabolite R611965 (3-carbamyl-2,4,5-trichlorobenzoic acid)**	H110 A	µg/l	0.654	±	0.0615	0.0785	12
	H110 B	µg/l	0.253	±	0.0187	0.023	9.1
Chlorothalonil sulfonic acid (Chlorothalonil-ESA)**	H110 A	µg/l	0.514	±	0.0499	0.0875	17
	H110 B	µg/l	0.186	±	0.0187	0.0334	18
Dicamba	H110 A	µg/l	0.441	±	0.0329	0.0882	20
	H110 B	µg/l	0.487	±	0.0444	0.0973	20
Dichlorprop	H110 A	µg/l	0.183	±	0.00775	0.022	12
	H110 B	µg/l	0.192	±	0.00877	0.023	12
Dimethachlor Metabolite - CGA 369873**	H110 A	µg/l	0.292	±	0.0126	0.0211	7.2
	H110 B	µg/l	0.115	±	0.0103	0.0195	17
Glufosinate	H110 A	µg/l	0.29	±	0.0424	0.0987	34
	H110 B	µg/l	0.127	±	0.0221	0.0432	34
Glyphosate	H110 A	µg/l	-	±	-	-	-
	H110 B	µg/l	0.713	±	0.069	0.143	20
MCP (Mecoprop)	H110 A	µg/l	0.108	±	0.00421	0.0141	13
	H110 B	µg/l	0.449	±	0.016	0.0584	13
Metazachlor	H110 A	µg/l	-	±	-	-	-
	H110 B	µg/l	0.222	±	0.0101	0.0266	12
Metazachlor ethane sulfonic acid (Metazachlor-ESA)	H110 A	µg/l	0.961	±	0.0475	0.183	19
	H110 B	µg/l	0.177	±	0.0116	0.0337	19
Metazachlor oxanilic acid (Metazachlor-OA)	H110 A	µg/l	0.811	±	0.101	0.17	21
	H110 B	µg/l	0.313	±	0.0285	0.0658	21
Metolachlor	H110 A	µg/l	-	±	-	-	-
	H110 B	µg/l	0.268	±	0.0145	0.0402	15
s-Metolachlor ethanesulfonic acid (Metolachlor-ESA)	H110 A	µg/l	0.418	±	0.0197	0.0836	20
	H110 B	µg/l	0.334	±	0.0211	0.0668	20



Parameter	Sample	Unit	Assigned value ±	U (k=2)	Criterion	Criterion [%]
s-Metolachlor oxanilic acid (Metolachlor-OA)	H110 A	µg/l	0.88 ±	0.045	0.123	14
	H110 B	µg/l	0.636 ±	0.0326	0.089	14
Chlorothalonil-4-hydroxy **	H110 A	µg/l	0.139 ±	0.0117	0.0139	10
	H110 B	µg/l	0.704 ±	0.119	0.155	22
Chlorothalonil Metabolite R471811**	H110 A	µg/l	0.381 ±	0.0261	0.0419	11
	H110 B	µg/l	0.678 ±	0.0614	0.102	15
Chlorothalonil Metabolite R611968**	H110 A	µg/l	0.505 ±	0.0334	0.0409	8.1
	H110 B	µg/l	0.332 ±	0.0236	0.0288	8.7
Chlorothalonil Metabolite SYN507900 **	H110 A	µg/l	0.192 ±	0.017	0.025	13
	H110 B	µg/l	0.383 ±	0.0238	0.0337	8.8
Chlorothalonil Metabolite SYN548580**	H110 A	µg/l	- ±	-	-	-
	H110 B	µg/l	- ±	-	-	-
Chlorothalonil Metabolite SYN548581**	H110 A	µg/l	- ±	-	-	-
	H110 B	µg/l	- ±	-	-	-

\*Chlorothalonil Metabolites SYN548580 and SYN548581 sample H110A and H110B: Since less than 6 results were available, no assigned value could be determined.

In the context of internal QA, comparison with the values of the control laboratory is recommended:

Chlorothalonil Metabolite SYN548580

H110A: 0.478 µg/l +/- 0.12 U(k=2)

H110B: 0.201 µg/l +/- 0.0504 U(k=2)

Chlorothalonil Metabolite SYN548581

H110A: 0.713 µg/l +/- 0.178 U(k=2)

H110B: 0.381 µg/l +/- 0.0952 U(k=2)

\*\* The assessment of the Chlorothalonil metabolites is only used as an informative value, as there is no accreditation for these parameters.

The relative reproducibility standard deviation (vR) was chosen as the criterion for these parameters.

## E6.2. Summary of results, after removal of outliers

Parameter	Sample	Number of results for calculation	Number of outliers	Unit	Mean	± CI (99%)	Minimum	Maximum	sR	vR [%]
2,4,5-Trichlorophenoxyacetic acid	H110 A	12	4	µg/l	0.637	± 0.0488	0.53	0.769	0.0563	8.8
	H110 B	14	2	µg/l	0.121	± 0.0123	0.098	0.163	0.0154	13
2,4-D (2,4-Dichlorphenoxyaceticacid)	H110 A	24	2	µg/l	0.293	± 0.0207	0.196	0.354	0.0339	12
	H110 B	24	2	µg/l	0.783	± 0.0488	0.604	0.96	0.0797	10
Alachlor	H110 A	17	1	µg/l	0.253	± 0.0227	0.192	0.302	0.0312	12
	H110 B	17	1	µg/l	0.776	± 0.0669	0.562	0.948	0.0919	12
Alachlor-t-acid (Alachlor-OA)	H110 A	13	2	µg/l	0.165	± 0.0153	0.122	0.194	0.0183	11
	H110 B	15	0	µg/l	0.115	± 0.0119	0.094	0.139	0.0153	13
Alachlor-t-sulfonic acid (Alachlor-ESA)	H110 A	12	1	µg/l	0.414	± 0.0345	0.34	0.497	0.0398	9.6
	H110 B	13	0	µg/l	0.216	± 0.0227	0.154	0.265	0.0273	13
AMPA	H110 A	20	2	µg/l	0.436	± 0.065	0.237	0.595	0.0969	22
	H110 B	21	1	µg/l	0.329	± 0.0509	0.137	0.455	0.0777	24
Bentazone	H110 A	26	2	µg/l	0.25	± 0.0127	0.202	0.282	0.0216	8.6
	H110 B	24	3	µg/l	0.498	± 0.0237	0.433	0.576	0.0387	7.8
Chlorothalonil Metabolite R611965	H110 A	6	1	µg/l	0.654	± 0.0923	0.579	0.791	0.0754	12
	H110 B	6	1	µg/l	0.253	± 0.028	0.232	0.283	0.0229	9.1
Chlorothalonil sulfonic acid	H110 A	13	0	µg/l	0.514	± 0.0748	0.317	0.639	0.09	17
	H110 B	13	0	µg/l	0.191	± 0.0278	0.12	0.249	0.0334	18
Dicamba	H110 A	17	1	µg/l	0.441	± 0.0493	0.294	0.558	0.0678	15
	H110 B	17	1	µg/l	0.487	± 0.0665	0.316	0.664	0.0915	19
Dichlorprop	H110 A	24	1	µg/l	0.183	± 0.0116	0.146	0.218	0.019	10
	H110 B	24	1	µg/l	0.192	± 0.0132	0.148	0.237	0.0215	11
Dimethachlor Metabolite - CGA	H110 A	11	3	µg/l	0.292	± 0.0189	0.272	0.331	0.0209	7.2
	H110 B	14	0	µg/l	0.115	± 0.0155	0.078	0.15	0.0193	17
Glufosinate	H110 A	13	0	µg/l	0.29	± 0.0636	0.156	0.397	0.0765	26
	H110 B	12	1	µg/l	0.127	± 0.0332	0.078	0.201	0.0383	30
Glyphosate	H110 A	2	0	µg/l	-	± -	0.068	0.109	-	-

Parameter	Sample	Number of results for calculation	Number of outliers	Unit	Mean	± CI (99%)	Minimum	Maximum	sR	vR [%]
Glyphosate	H110 B	19	2	µg/l	0.713	± 0.104	0.446	1.01	0.15	21
MCP (Mecoprop)	H110 A	24	4	µg/l	0.108	± 0.00631	0.096	0.137	0.0103	9.5
	H110 B	25	3	µg/l	0.449	± 0.0241	0.378	0.541	0.0401	8.9
Metazachlor	H110 A	0	0	µg/l	-	± -	-	-	-	-
	H110 B	22	1	µg/l	0.222	± 0.0151	0.172	0.265	0.0236	11
Metazachlor ethane sulfonic acid	H110 A	23	1	µg/l	0.961	± 0.0713	0.791	1.21	0.114	12
	H110 B	24	0	µg/l	0.177	± 0.0174	0.127	0.245	0.0284	16
Metazachlor oxanilic acid	H110 A	22	0	µg/l	0.81	± 0.129	0.424	1.13	0.201	25
	H110 B	22	0	µg/l	0.313	± 0.0428	0.16	0.422	0.0669	21
Metolachlor	H110 A	0	0	µg/l	-	± -	-	-	-	-
	H110 B	21	1	µg/l	0.268	± 0.0217	0.195	0.334	0.0331	12
s-Metolachlor ethanesulfonic acid	H110 A	22	1	µg/l	0.418	± 0.0295	0.324	0.512	0.0461	11
	H110 B	22	1	µg/l	0.334	± 0.0317	0.215	0.458	0.0495	15
s-Metolachlor oxanilic acid	H110 A	22	1	µg/l	0.88	± 0.0675	0.717	1.11	0.106	12
	H110 B	22	1	µg/l	0.636	± 0.0489	0.489	0.803	0.0764	12
Chlorothalonil-4-hydroxy	H110 A	6	1	µg/l	0.139	± 0.0176	0.113	0.156	0.0144	10
	H110 B	7	0	µg/l	0.704	± 0.179	0.432	0.868	0.158	22
Chlorothalonil Metabolite R471811	H110 A	10	1	µg/l	0.381	± 0.0392	0.325	0.46	0.0413	11
	H110 B	11	0	µg/l	0.678	± 0.0921	0.492	0.81	0.102	15
Chlorothalonil Metabolite R611968	H110 A	6	0	µg/l	0.505	± 0.0501	0.45	0.558	0.0409	8.1
	H110 B	6	0	µg/l	0.332	± 0.0354	0.291	0.372	0.0289	8.7
Chlorothalonil Metabolite SYN507900	H110 A	8	1	µg/l	0.192	± 0.0255	0.15	0.224	0.024	13
	H110 B	8	1	µg/l	0.383	± 0.0357	0.348	0.455	0.0337	8.8
Chlorothalonil Metabolite SYN548580	H110 A	4	0	µg/l	-	± -	0.107	0.487	-	-
	H110 B	4	0	µg/l	-	± -	0.054	0.232	-	-
Chlorothalonil Metabolite SYN548581	H110 A	4	1	µg/l	-	± -	0.536	0.579	-	-
	H110 B	5	0	µg/l	-	± -	0.358	0.531	-	-

## E7. Parameterorientierte Auswertung / Parameter oriented report

2,4,5-Trichlorophenoxyacetic acid .....	37
2,4-D (2,4-Dichlorphenoxyaceticacid) .....	47
Alachlor .....	57
Alachlor-t-acid (Alachlor-OA) .....	67
Alachlor-t-sulfonic acid (Alachlor-ESA) .....	77
AMPA .....	87
Bentazone .....	97
Chlorothalonil Metabolite R611965 (3-carbamyl-2,4,5- trichlorobenzoic acid).....	107
Chlorothalonil Metabolite sulfonic acid (Chlorothalonil-ESA).....	117
Dicamba .....	127
Dichlorprop.....	137
Dimethachlor Metabolite – CGA 369873.....	147
Glufosinate .....	157
Glyphosate .....	167
MCPP (Mecoprop).....	175
Metazachlor.....	185
Metazachlor ethane sulfonic acid (Metazachlor-ESA).....	193
Metazachlor oxanilic acid (Metazachlor-OA).....	203
Metolachlor.....	213
s-Metolachlor ethanesulfonic acid (Metolachlor-ESA).....	221
s-Metolachlor oxanilic acid (Metolachlor-OA).....	231
Chlorothalonil-4-hydroxy.....	241
Chlorothalonil Metabolite R471811 .....	251
Chlorothalonil Metabolite R611968.....	261
Chlorothalonil Metabolite SYN507900 .....	271
Chlorothalonil Metabolite SYN548580 .....	281
Chlorothalonil Metabolite SYN548581 .....	287

## Parameter oriented report

### H110 A

#### 2,4,5-Trichlorophenoxyacetic acid

Unit	µg/l
Assigned value ± U (k=2)	0.637 ± 0.0325
Criterion	0.115 (18 %)
Minimum - Maximum	0.53 - 0.769
Control test value ± U (k=2)	0.693 ± 0.104

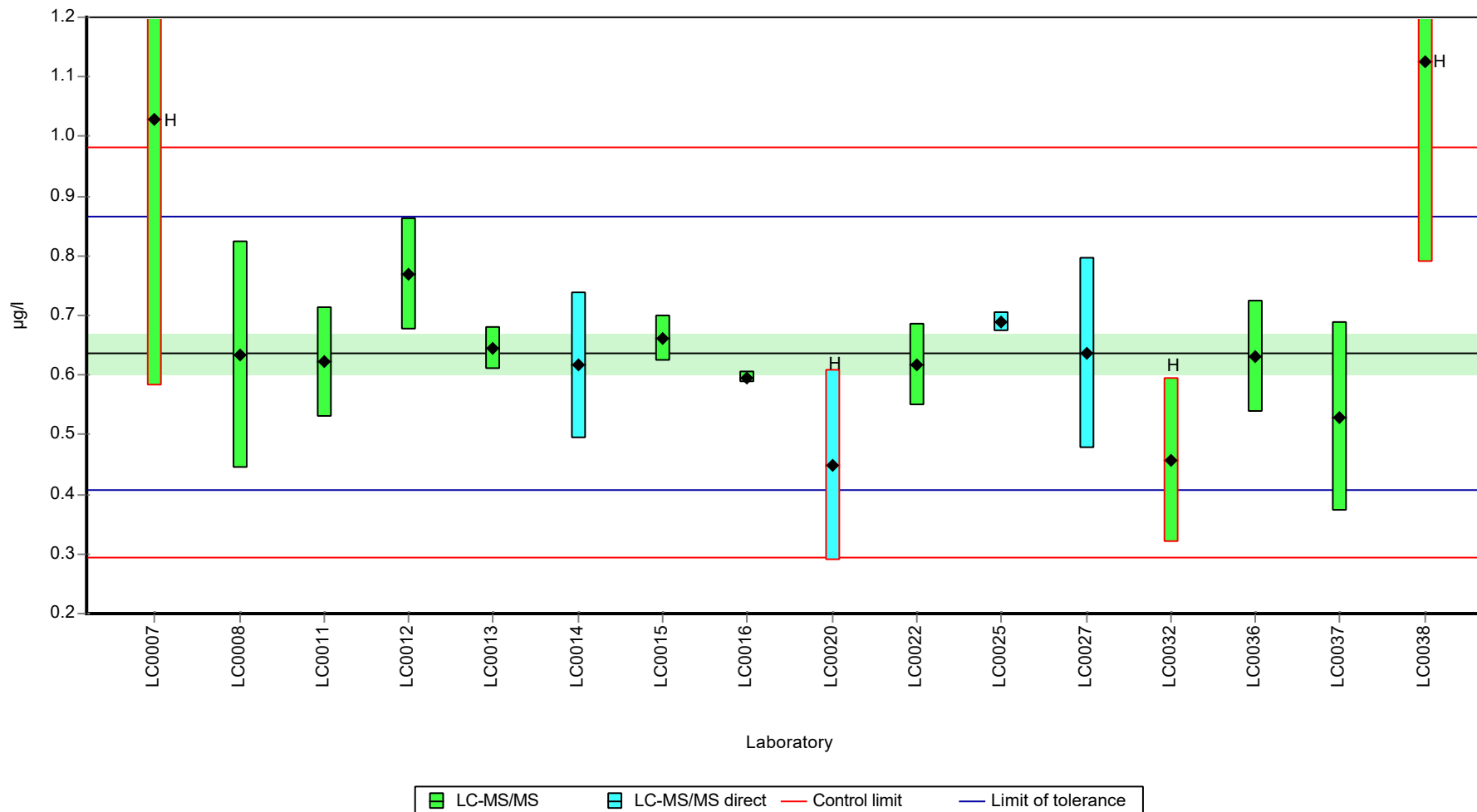
Labcode	Result	± U	Recovery [%]	z-score	Comments
LC0001	-	-	-	-	
LC0002	-	-	-	-	
LC0003	-	-	-	-	
LC0004	-	-	-	-	
LC0005	-	-	-	-	
LC0006	-	-	-	-	
LC0007	1.03	0.45	162	3.43	H
LC0008	0.634	0.19	99.5	-0.03	
LC0009	-	-	-	-	
LC0010	-	-	-	-	
LC0011	0.622	0.093	97.6	-0.13	
LC0012	0.769	0.093	121	1.15	
LC0013	0.645	0.035	101	0.07	
LC0014	0.617	0.123	96.8	-0.18	
LC0015	0.661	0.039	104	0.21	
LC0016	0.596	0.01	93.5	-0.36	
LC0017	-	-	-	-	
LC0018	-	-	-	-	
LC0019	-	-	-	-	
LC0020	0.448	0.16	70.3	-1.65	H
LC0021	-	-	-	-	
LC0022	0.617	0.0679	96.8	-0.18	
LC0023	-	-	-	-	
LC0024	-	-	-	-	
LC0025	0.688	0.017	108	0.44	
LC0026	-	-	-	-	
LC0027	0.636	0.16	99.8	-0.01	
LC0028	-	-	-	-	
LC0029	-	-	-	-	
LC0030	-	-	-	-	
LC0031	-	-	-	-	
LC0032	0.457	0.137	71.7	-1.57	H
LC0033	-	-	-	-	
LC0034	-	-	-	-	
LC0035	-	-	-	-	
LC0036	0.631	0.095	99	-0.05	
LC0037	0.53	0.159	83.2	-0.93	
LC0038	1.1253	0.3376	177	4.26	H

**Characteristics of parameter**

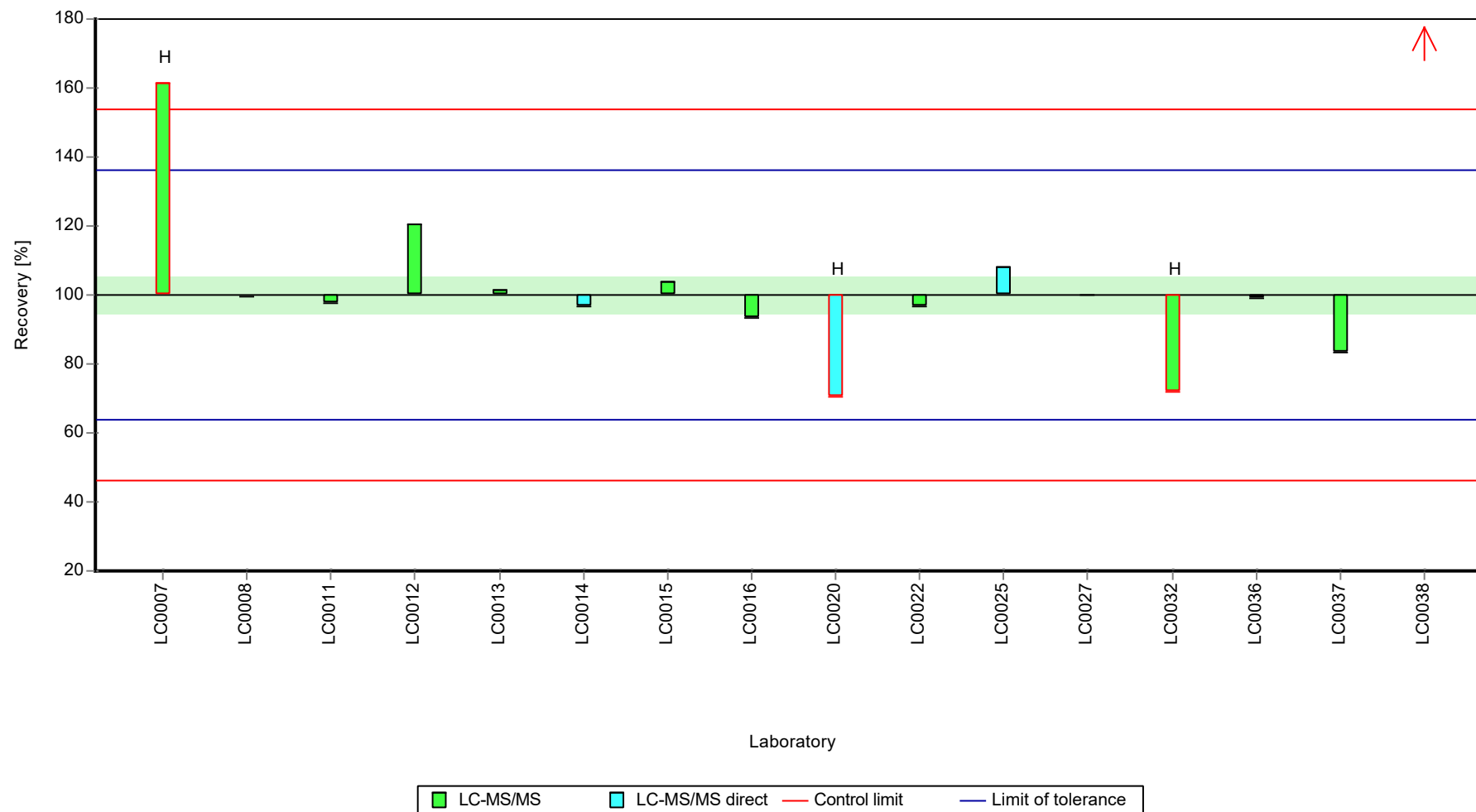
	all results	without outliers	Unit
Mean ± CI (99%)	0.669 ± 0.134	0.637 ± 0.0488	µg/l
Minimum	0.448	0.53	µg/l
Maximum	1.13	0.769	µg/l
Standard deviation	0.179	0.0563	µg/l
rel. standard deviation	26.7	8.84	%
n	16	12	-

Graphical presentation of results

Results

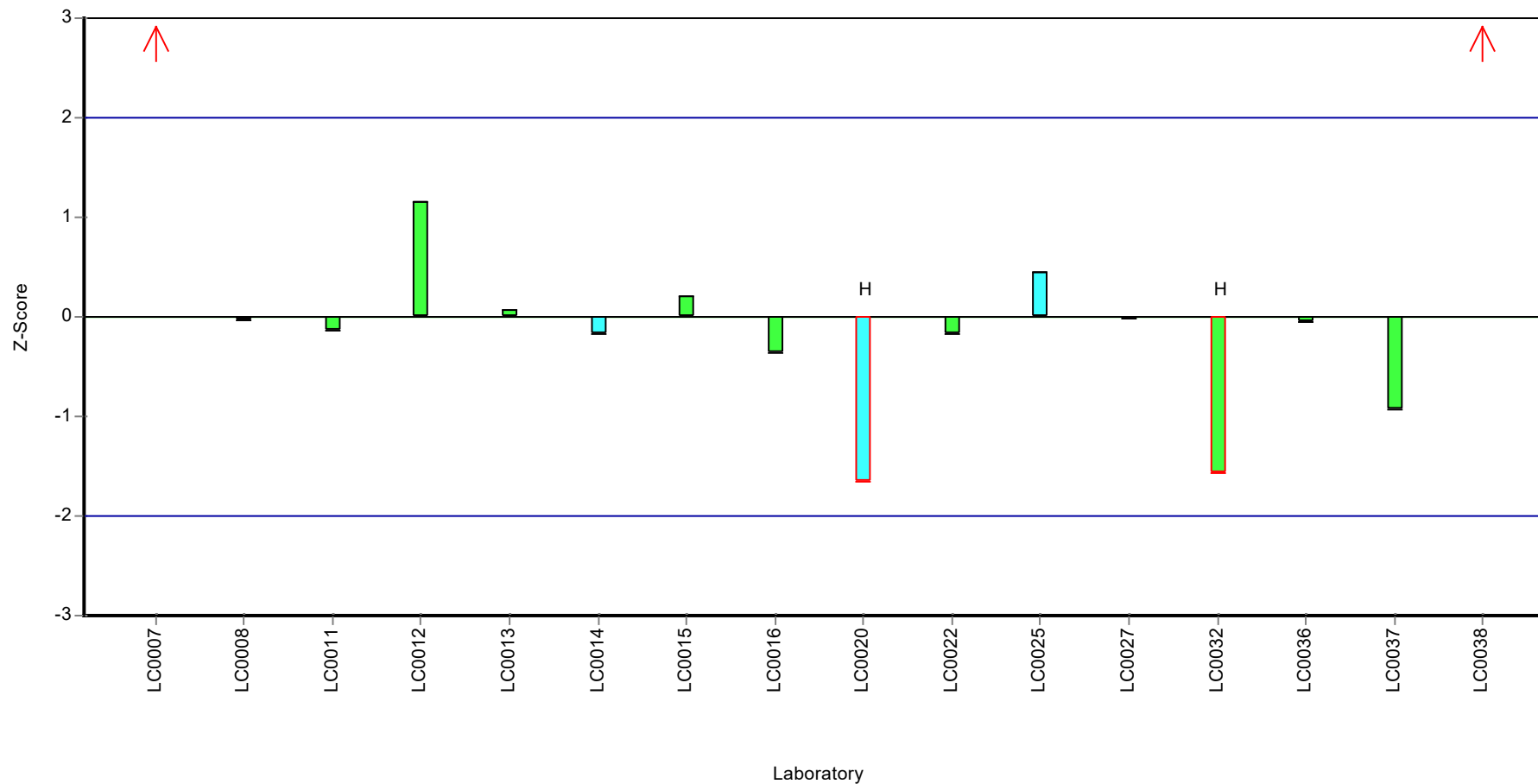


Recovery rate





Z-score



## Parameter oriented report

### H110 B

#### 2,4,5-Trichlorophenoxyacetic acid

Unit	µg/l
Assigned value ± U (k=2)	0.121 ± 0.00822
Criterion	0.0219 (18 %)
Minimum - Maximum	0.098 - 0.163
Control test value ± U (k=2)	0.113 ± 0.017

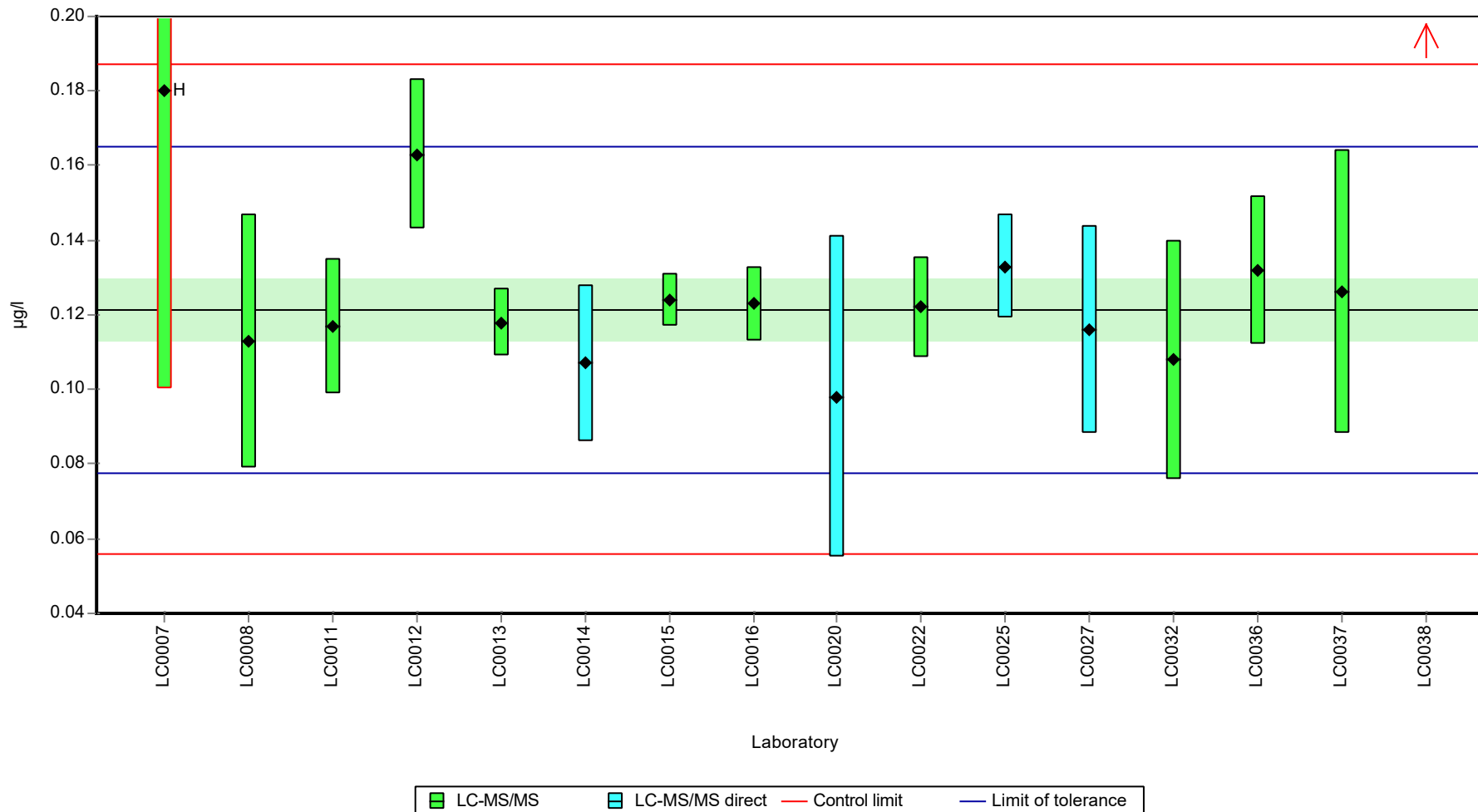
Labcode	Result	± U	Recovery [%]	z-score	Comments
LC0001	-	-	-	-	
LC0002	-	-	-	-	
LC0003	-	-	-	-	
LC0004	-	-	-	-	
LC0005	-	-	-	-	
LC0006	-	-	-	-	
LC0007	0.18	0.08	148	2.68	H
LC0008	0.113	0.034	93.1	-0.39	
LC0009	-	-	-	-	
LC0010	-	-	-	-	
LC0011	0.117	0.018	96.4	-0.2	
LC0012	0.163	0.02	134	1.9	
LC0013	0.118	0.009	97.2	-0.16	
LC0014	0.107	0.021	88.1	-0.66	
LC0015	0.124	0.007	102	0.12	
LC0016	0.123	0.01	101	0.07	
LC0017	-	-	-	-	
LC0018	-	-	-	-	
LC0019	-	-	-	-	
LC0020	0.098	0.043	80.7	-1.07	
LC0021	-	-	-	-	
LC0022	0.122	0.0134	100	0.03	
LC0023	-	-	-	-	
LC0024	-	-	-	-	
LC0025	0.133	0.014	110	0.53	
LC0026	-	-	-	-	
LC0027	0.116	0.028	95.5	-0.25	
LC0028	-	-	-	-	
LC0029	-	-	-	-	
LC0030	-	-	-	-	
LC0031	-	-	-	-	
LC0032	0.108	0.032	88.9	-0.61	
LC0033	-	-	-	-	
LC0034	-	-	-	-	
LC0035	-	-	-	-	
LC0036	0.132	0.02	109	0.48	
LC0037	0.126	0.038	104	0.21	
LC0038	0.2695	0.08084	222	6.77	H

**Characteristics of parameter**

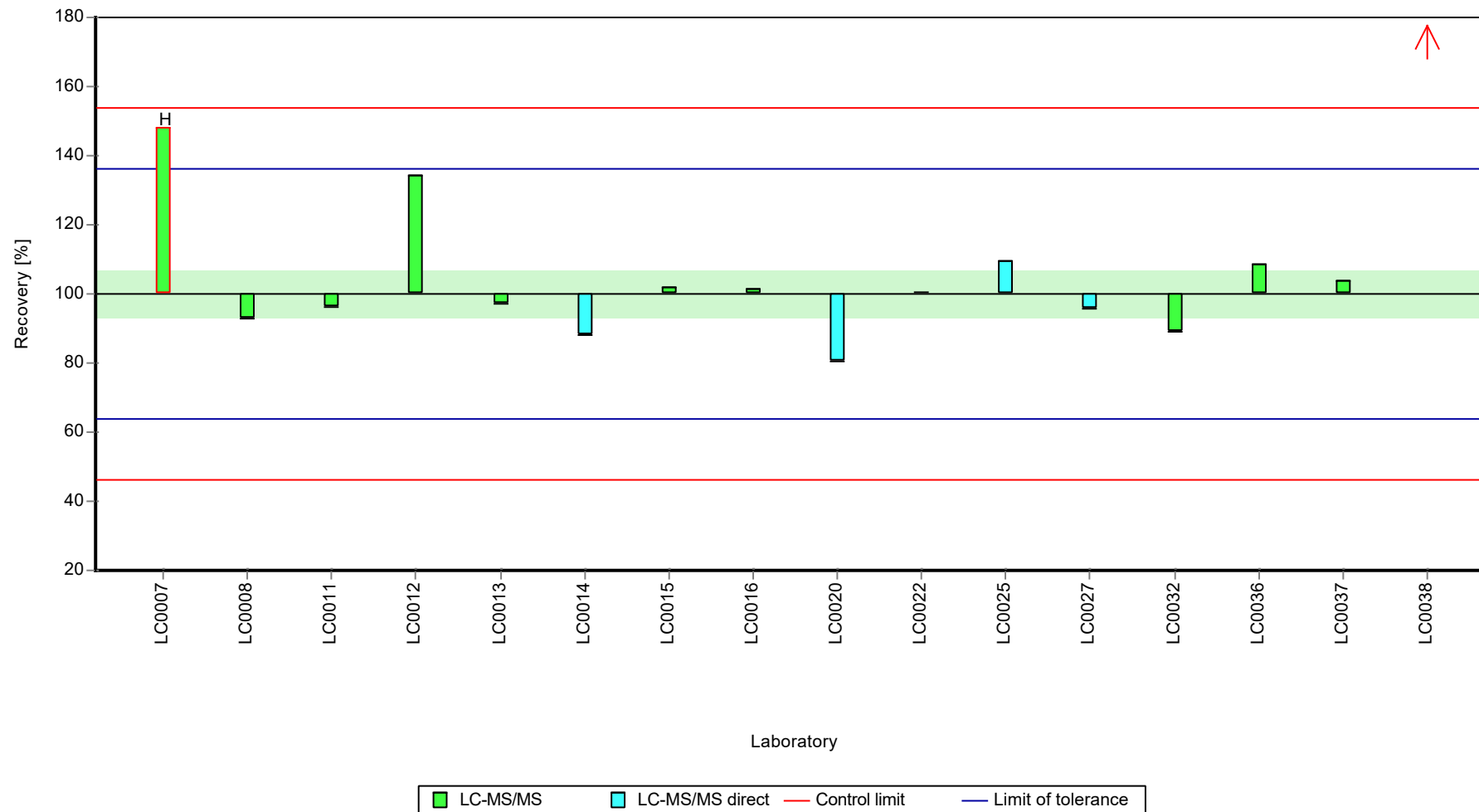
	all results	without outliers	Unit
Mean ± CI (99%)	0.134 ± 0.0311	0.121 ± 0.0123	µg/l
Minimum	0.098	0.098	µg/l
Maximum	0.27	0.163	µg/l
Standard deviation	0.0414	0.0154	µg/l
rel. standard deviation	30.8	12.7	%
n	16	14	-

Graphical presentation of results

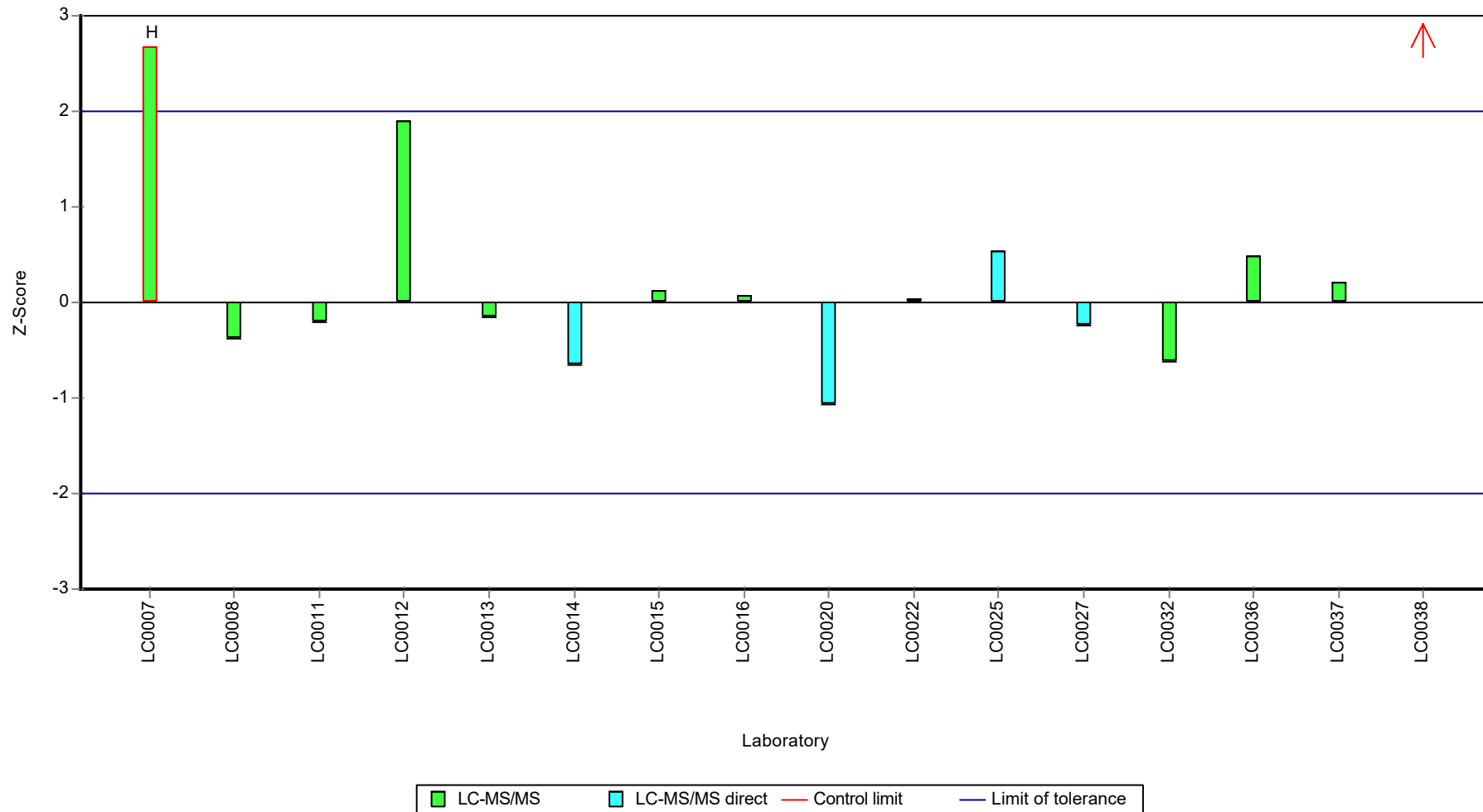
Results



Recovery rate



Z-score



## Parameter oriented report

### H110 A

#### 2,4-D (2,4-Dichlorphenoxyaceticacid)

Unit	µg/l
Assigned value ± U (k=2)	0.293 ± 0.0138
Criterion	0.041 (14 %)
Minimum - Maximum	0.196 - 0.354
Control test value ± U (k=2)	0.317 ± 0.0476

Labcode	Result	± U	Recovery [%]	z-score	Comments
LC0001	0.29	0.087	98.9	-0.08	
LC0002	-	-	-	-	
LC0003	-	-	-	-	
LC0004	0.26	0.047	88.7	-0.81	
LC0005	-	-	-	-	
LC0006	-	-	-	-	
LC0007	0.61	0.27	208	7.72	H
LC0008	0.277	0.083	94.5	-0.39	
LC0009	-	-	-	-	
LC0010	-	-	-	-	
LC0011	0.279	0.042	95.2	-0.34	
LC0012	0.344	0.045	117	1.24	
LC0013	0.304	0.043	104	0.27	
LC0014	0.314	0.063	107	0.51	
LC0015	0.301	0.012	103	0.19	
LC0016	0.28	0.01	95.5	-0.32	
LC0017	-	-	-	-	
LC0018	-	-	-	-	
LC0019	0.339	0.102	116	1.12	
LC0020	0.196	0.08	66.9	-2.37	
LC0021	-	-	-	-	
LC0022	0.308	0.0308	105	0.36	
LC0023	0.262	0.009	89.4	-0.76	
LC0024	-	-	-	-	
LC0025	0.313	0.074	107	0.48	
LC0026	0.323	0.097	110	0.73	
LC0027	0.288	0.088	98.3	-0.12	
LC0028	-	-	-	-	
LC0029	0.33	0.109	113	0.9	
LC0030	0.291	0.044	99.3	-0.05	
LC0031	0.282	0.092	96.2	-0.27	
LC0032	0.354	0.106	121	1.48	
LC0033	-	-	-	-	
LC0034	0.258	0.077	88	-0.85	
LC0035	0.284	0.085	96.9	-0.22	
LC0036	0.263	0.039	89.7	-0.73	
LC0037	0.294	0.074	100	0.02	
LC0038	0.433	0.12989	148	3.41	H

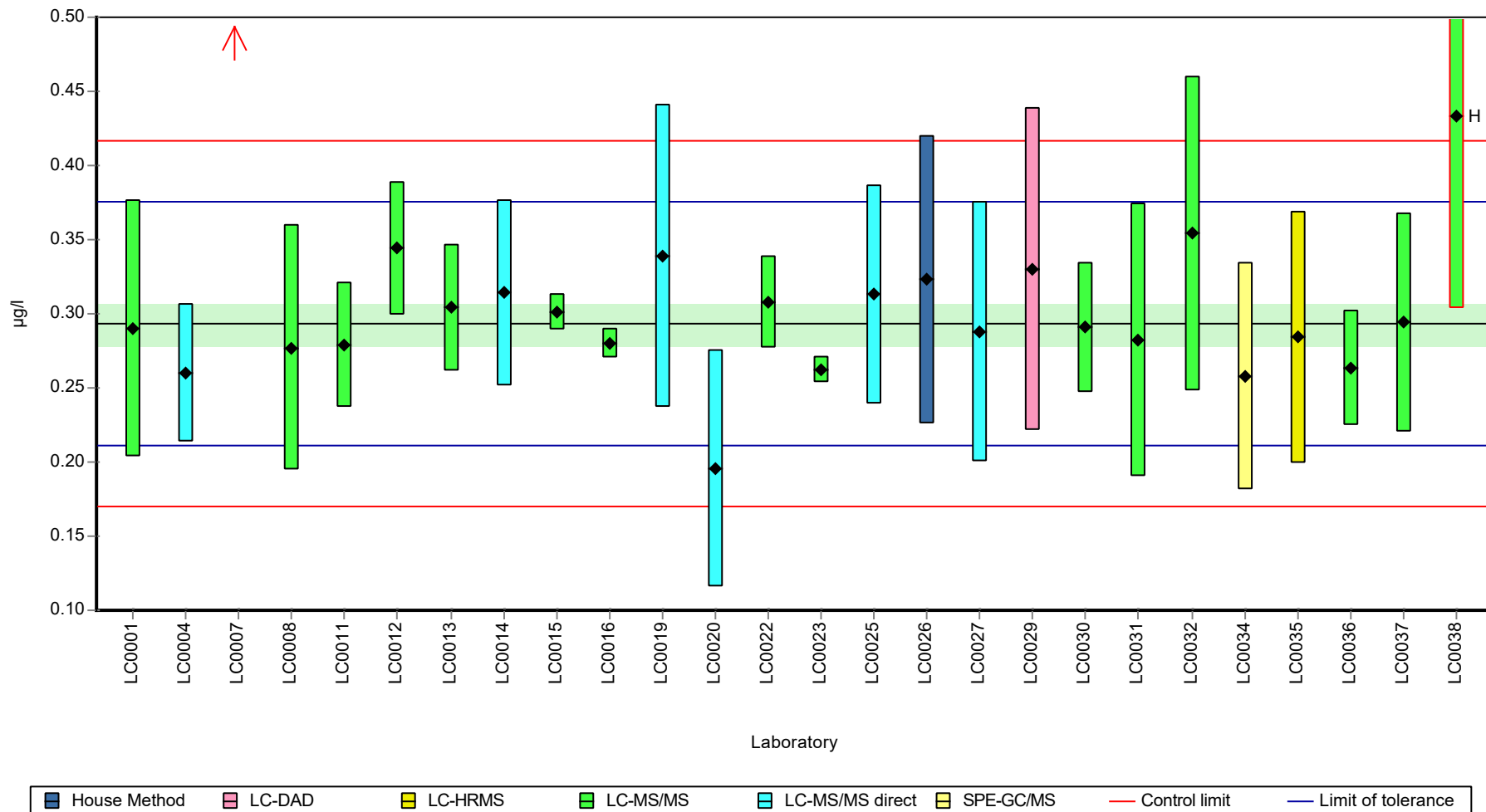
**Characteristics of parameter**

	all results	without outliers	Unit
Mean ± CI (99%)	0.311 ± 0.0438	0.293 ± 0.0207	µg/l
Minimum	0.196	0.196	µg/l
Maximum	0.61	0.354	µg/l
Standard deviation	0.0744	0.0339	µg/l
rel. standard deviation	24	11.6	%
n	26	24	-

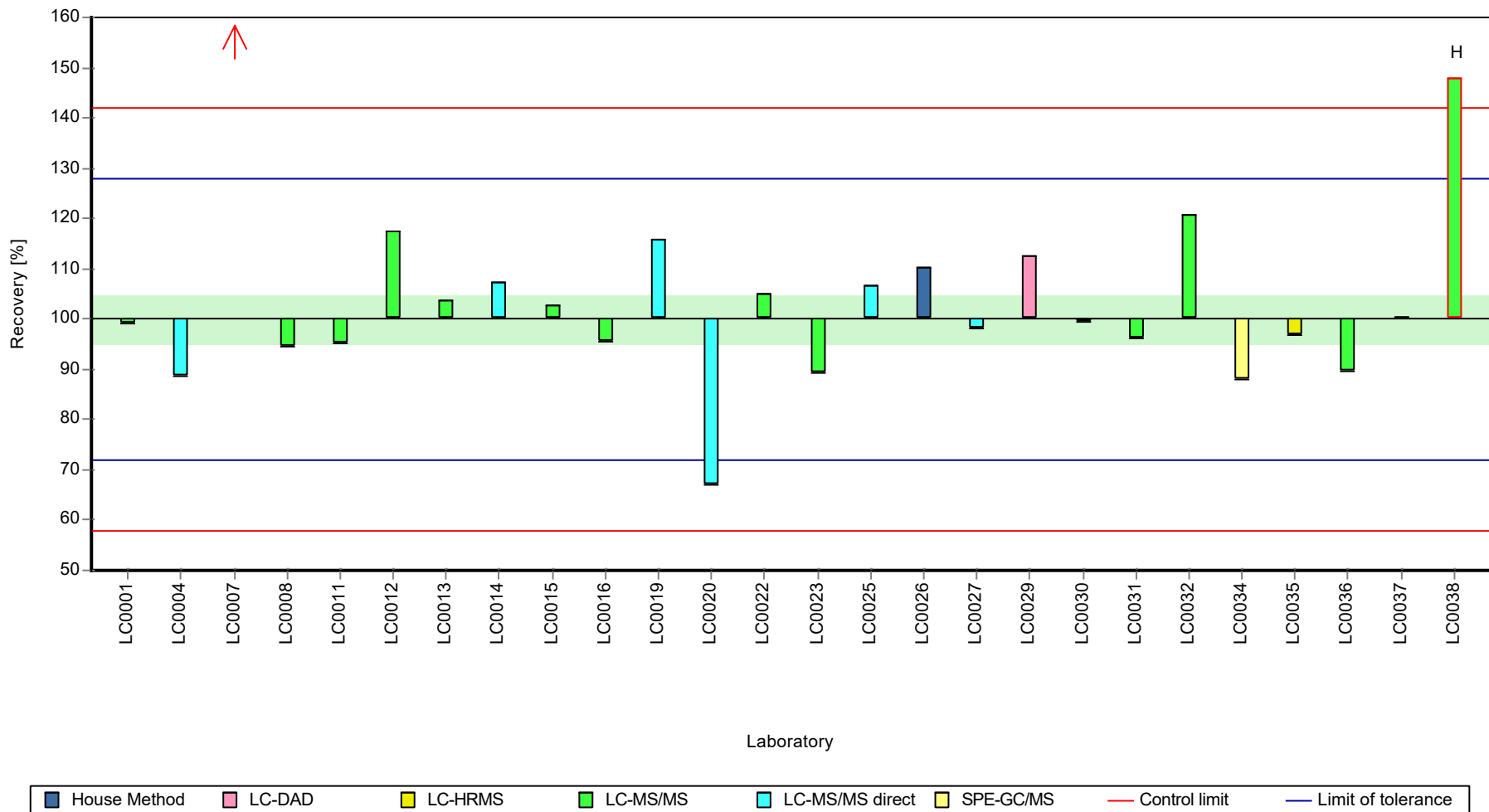


Graphical presentation of results

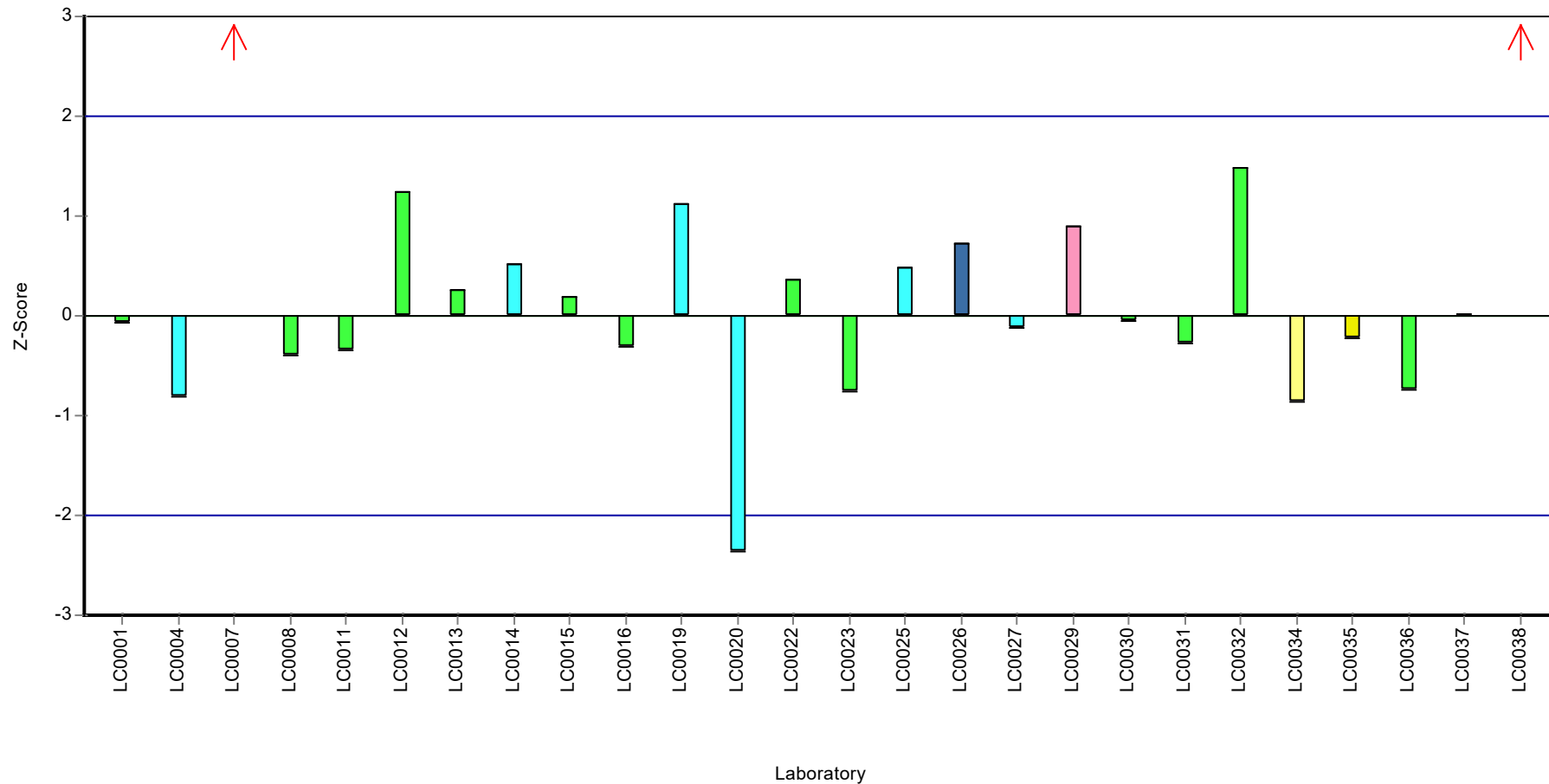
Results



Recovery rate



Z-score



## Parameter oriented report

### H110 B

#### 2,4-D (2,4-Dichlorphenoxyaceticacid)

Unit	µg/l
Assigned value ± U (k=2)	0.783 ± 0.0325
Criterion	0.11 (14 %)
Minimum - Maximum	0.604 - 0.96
Control test value ± U (k=2)	0.785 ± 0.118

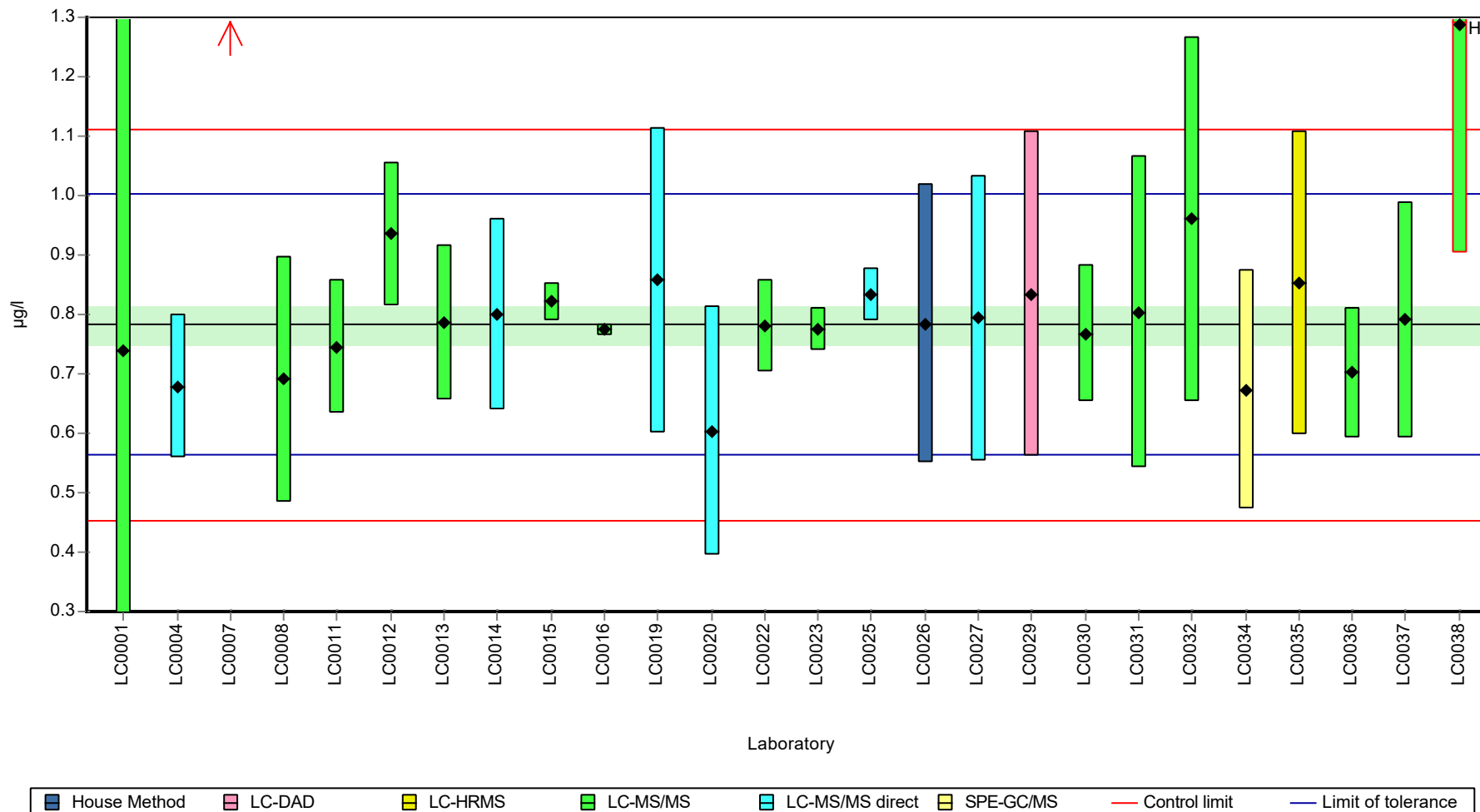
Labcode	Result	± U	Recovery [%]	z-score	Comments
LC0001	0.74	30	94.5	-0.39	
LC0002	-	-	-	-	
LC0003	-	-	-	-	
LC0004	0.679	0.122	86.8	-0.95	
LC0005	-	-	-	-	
LC0006	-	-	-	-	
LC0007	1.51	0.66	193	6.64	H
LC0008	0.691	0.207	88.3	-0.84	
LC0009	-	-	-	-	
LC0010	-	-	-	-	
LC0011	0.745	0.112	95.2	-0.34	
LC0012	0.935	0.12	119	1.39	
LC0013	0.786	0.13	100	0.03	
LC0014	0.8	0.16	102	0.16	
LC0015	0.822	0.032	105	0.36	
LC0016	0.774	0.01	98.9	-0.08	
LC0017	-	-	-	-	
LC0018	-	-	-	-	
LC0019	0.857	0.257	109	0.68	
LC0020	0.604	0.21	77.2	-1.63	
LC0021	-	-	-	-	
LC0022	0.781	0.0781	99.8	-0.02	
LC0023	0.775	0.035	99	-0.07	
LC0024	-	-	-	-	
LC0025	0.834	0.044	107	0.47	
LC0026	0.784	0.235	100	0.01	
LC0027	0.794	0.24	101	0.1	
LC0028	-	-	-	-	
LC0029	0.834	0.274	107	0.47	
LC0030	0.768	0.115	98.1	-0.13	
LC0031	0.804	0.263	103	0.19	
LC0032	0.96	0.307	123	1.62	
LC0033	-	-	-	-	
LC0034	0.673	0.202	86	-1	
LC0035	0.852	0.256	109	0.63	
LC0036	0.702	0.11	89.7	-0.74	
LC0037	0.791	0.198	101	0.08	
LC0038	1.2908	0.38724	165	4.64	H

**Characteristics of parameter**

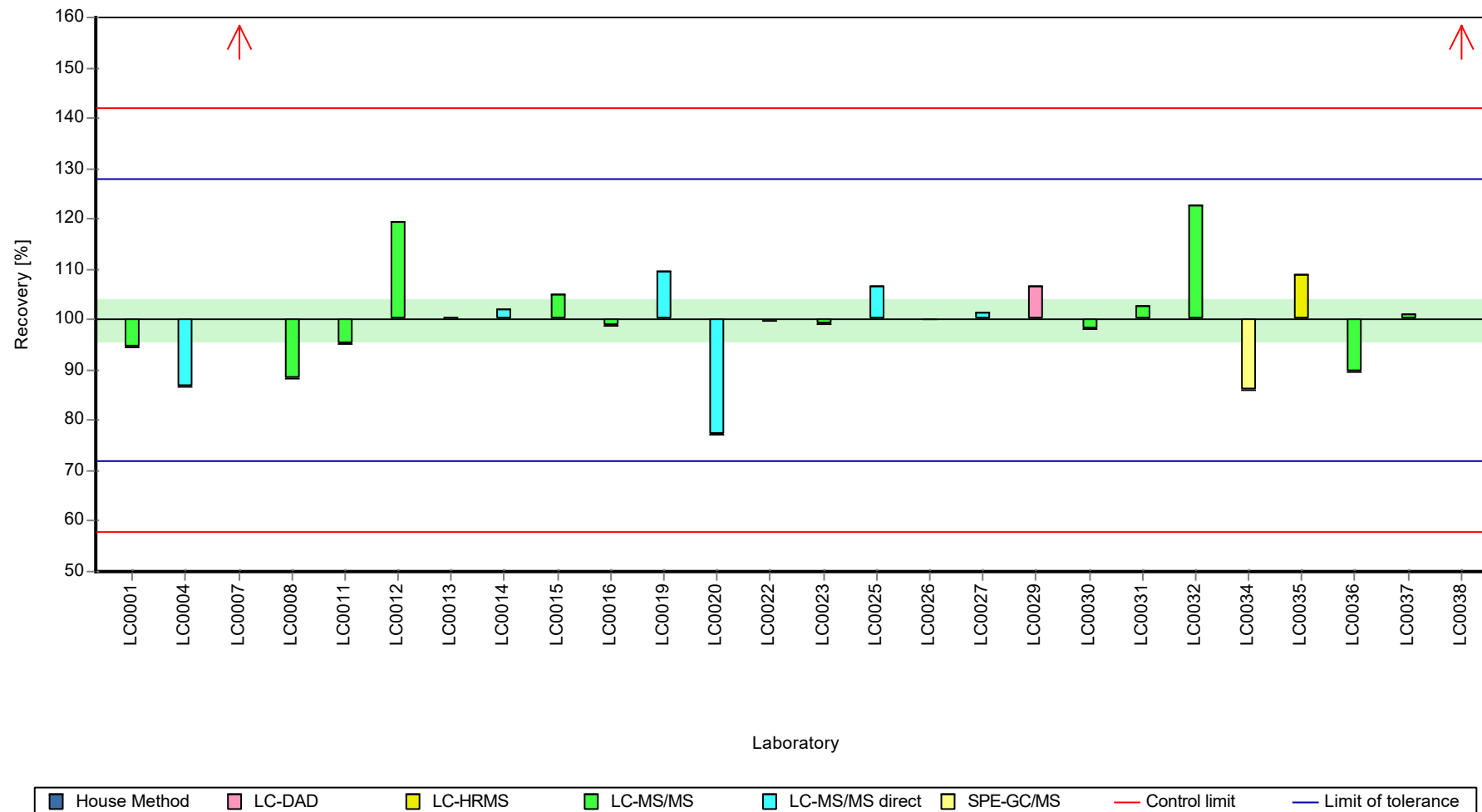
	all results	without outliers	Unit
Mean ± CI (99%)	0.83 ± 0.11	0.783 ± 0.0488	µg/l
Minimum	0.604	0.604	µg/l
Maximum	1.51	0.96	µg/l
Standard deviation	0.187	0.0797	µg/l
rel. standard deviation	22.5	10.2	%
n	26	24	-

Graphical presentation of results


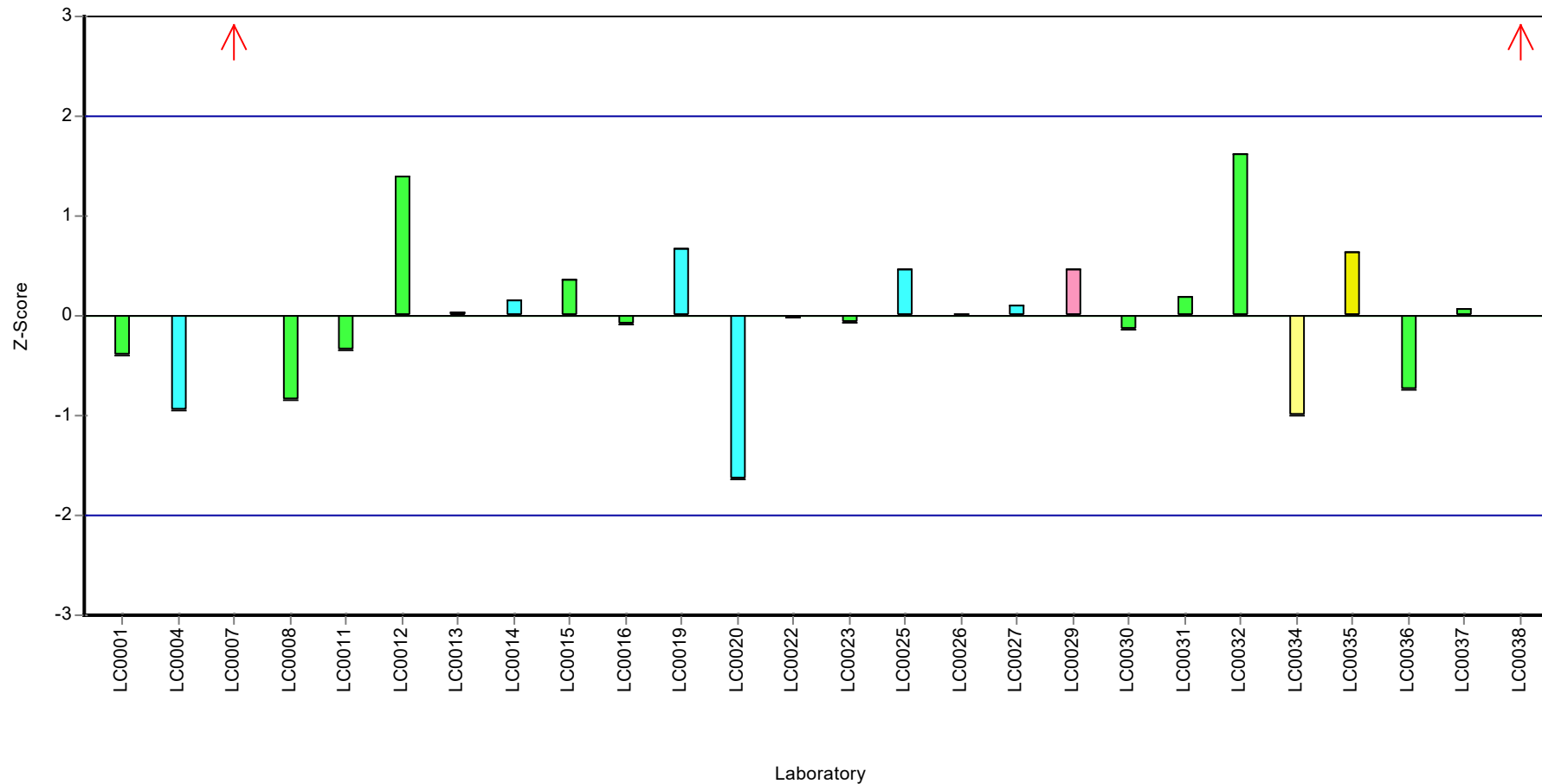
Results



Recovery rate



Z-score





## Parameter oriented report

### H110 A

#### Alachlor

Unit	µg/l
Assigned value ± U (k=2)	0.253 ± 0.0151
Criterion	0.0303 (12 %)
Minimum - Maximum	0.192 - 0.302
Control test value ± U (k=2)	0.276 ± 0.0413

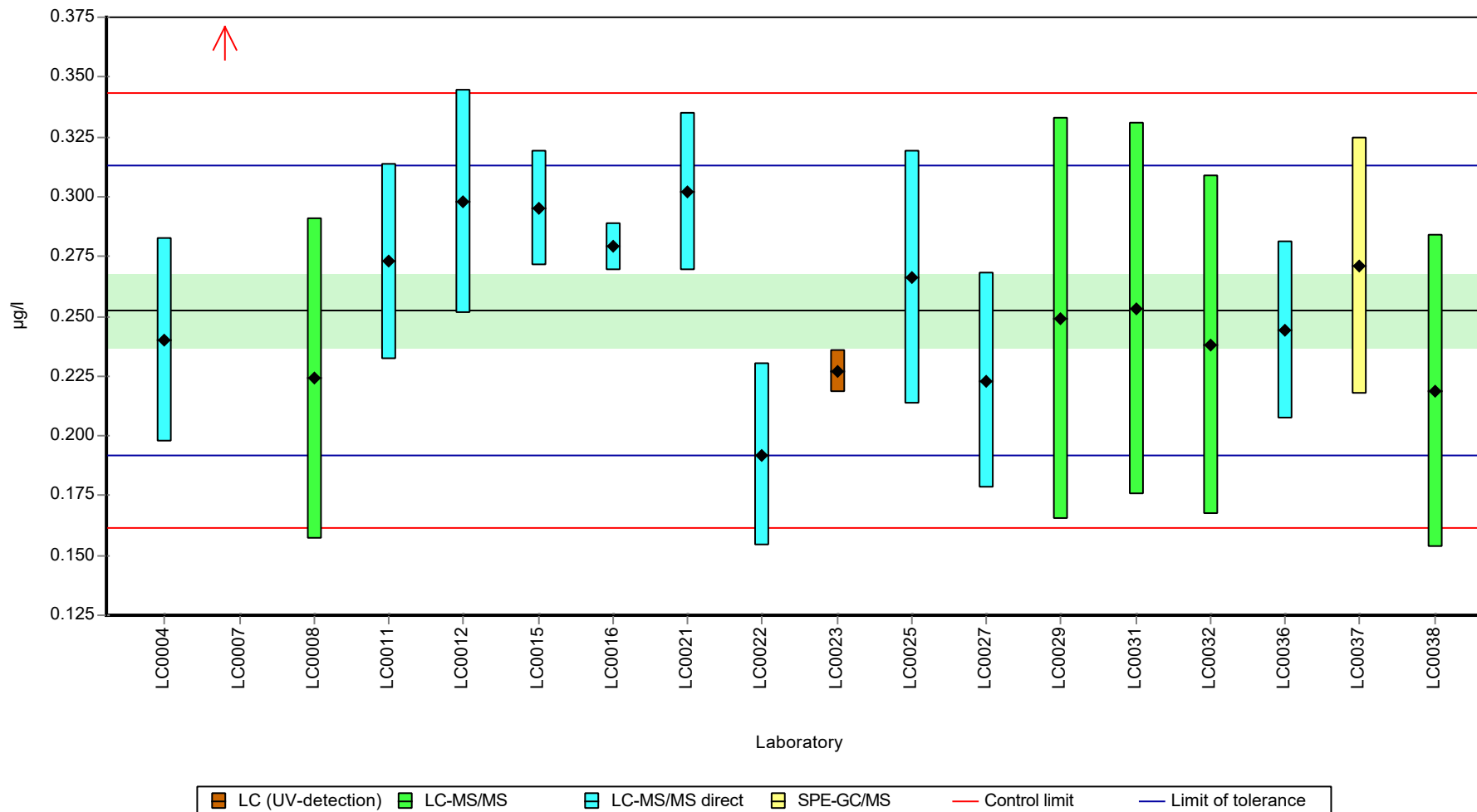
Labcode	Result	± U	Recovery [%]	z-score	Comments
LC0001	-	-	-	-	
LC0002	-	-	-	-	
LC0003	-	-	-	-	
LC0004	0.24	0.043	95	-0.41	
LC0005	-	-	-	-	
LC0006	-	-	-	-	
LC0007	0.62	0.27	246	12.1	H
LC0008	0.224	0.067	88.7	-0.94	
LC0009	-	-454.09091	-	-	
LC0010	-	-	-	-	
LC0011	0.273	0.041	108	0.68	
LC0012	0.298	0.047	118	1.5	
LC0013	-	-	-	-	
LC0014	-	-	-	-	
LC0015	0.295	0.024	117	1.4	
LC0016	0.279	0.01	110	0.88	
LC0017	-	-	-	-	
LC0018	-	-	-	-	
LC0019	-	-	-	-	
LC0020	-	-	-	-	
LC0021	0.302	0.033	120	1.63	
LC0022	0.192	0.0384	76	-2	
LC0023	0.227	0.009	89.9	-0.84	
LC0024	-	-	-	-	
LC0025	0.266	0.053	105	0.45	
LC0026	-	-	-	-	
LC0027	0.223	0.045	88.3	-0.97	
LC0028	-	-	-	-	
LC0029	0.249	0.084	98.6	-0.12	
LC0030	-	-	-	-	
LC0031	0.253	0.078	100	0.02	
LC0032	0.238	0.071	94.3	-0.48	
LC0033	-	-	-	-	
LC0034	-	-	-	-	
LC0035	-	-	-	-	
LC0036	0.244	0.037	96.6	-0.28	
LC0037	0.271	0.054	107	0.61	
LC0038	0.2185	0.06555	86.5	-1.12	

**Characteristics of parameter**

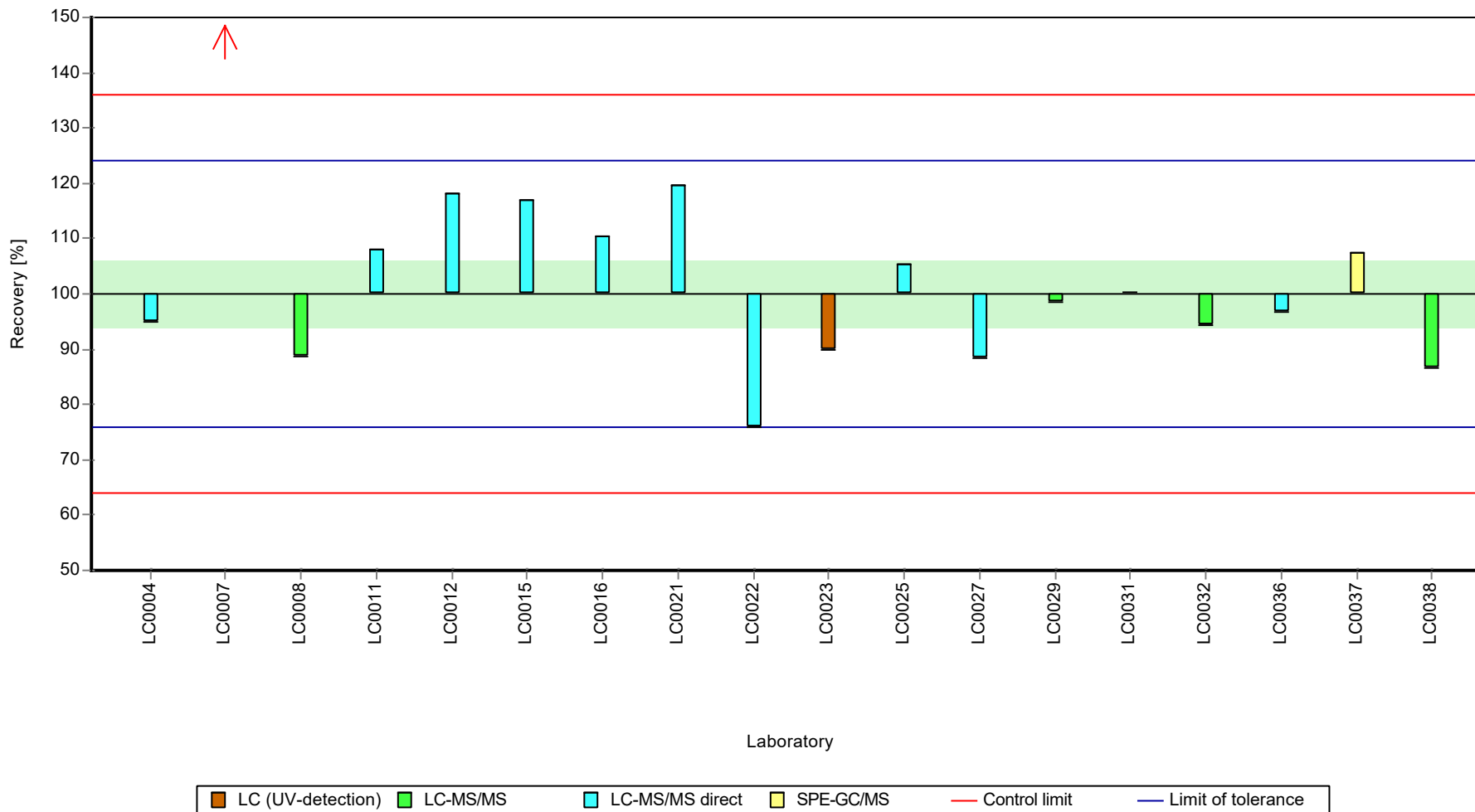
	all results	without outliers	Unit
Mean ± CI (99%)	0.273 ± 0.0649	0.253 ± 0.0227	µg/l
Minimum	0.192	0.192	µg/l
Maximum	0.62	0.302	µg/l
Standard deviation	0.0918	0.0312	µg/l
rel. standard deviation	33.6	12.4	%
n	18	17	-

Graphical presentation of results

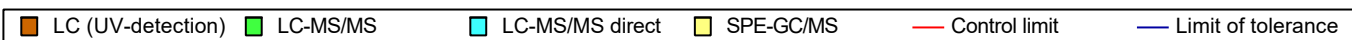
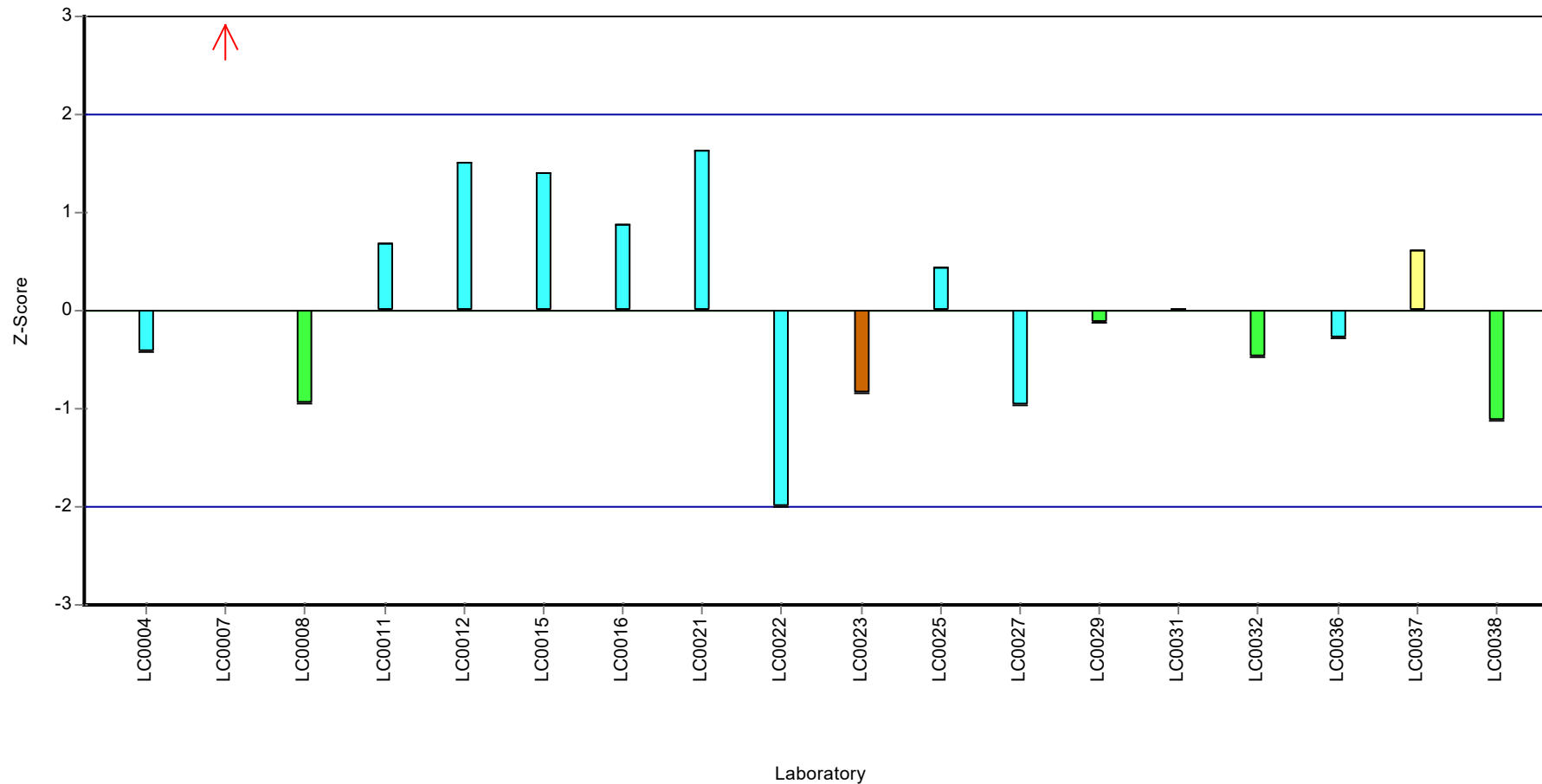
Results



Recovery rate



Z-score



## Parameter oriented report

### H110 B

#### Alachlor

Unit	µg/l
Assigned value ± U (k=2)	0.776 ± 0.0446
Criterion	0.0931 (12 %)
Minimum - Maximum	0.562 - 0.948
Control test value ± U (k=2)	0.757 ± 0.114

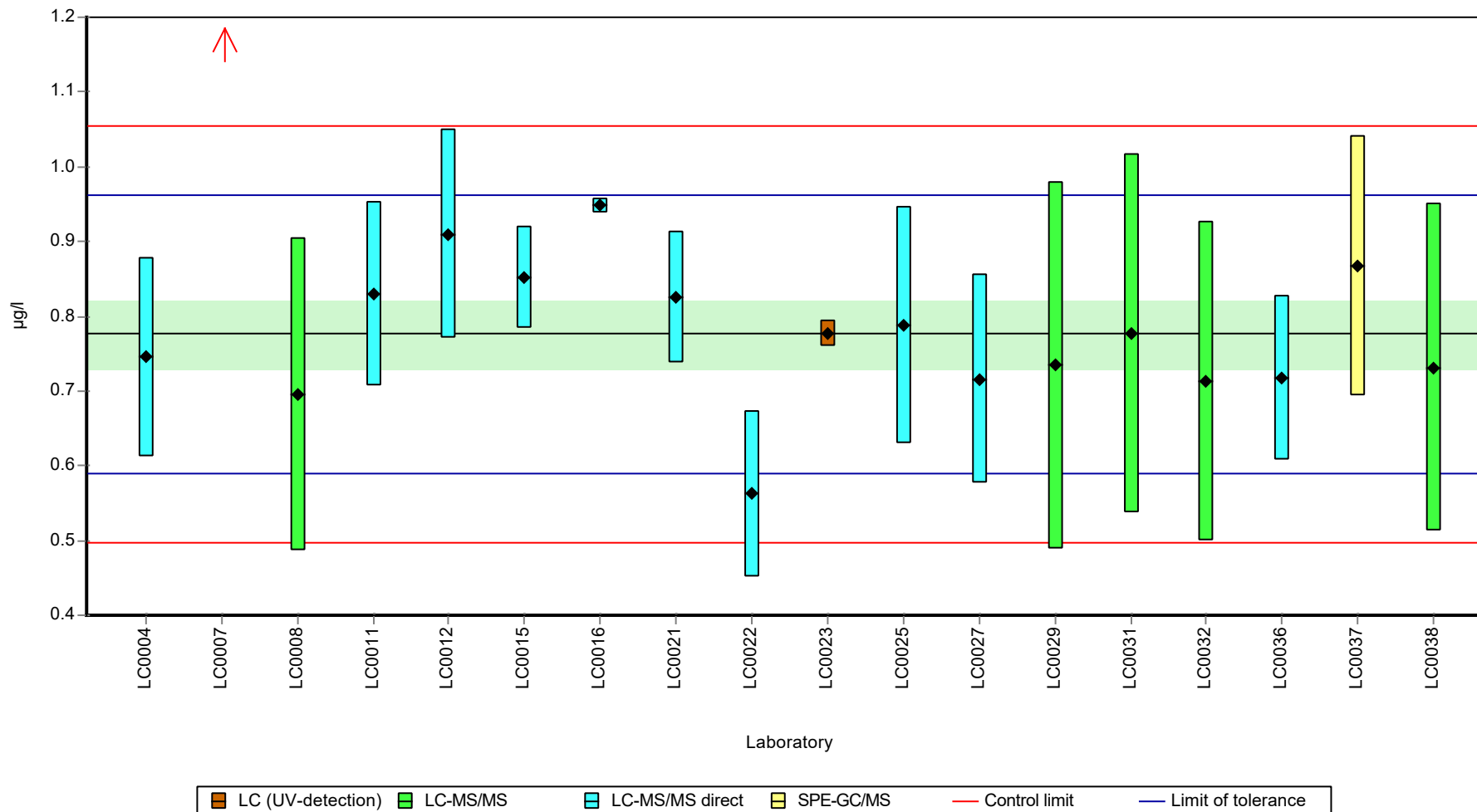
Labcode	Result	± U	Recovery [%]	z-score	Comments
LC0001	-	-	-	-	
LC0002	-	-	-	-	
LC0003	-	-	-	-	
LC0004	0.745	0.134	96	-0.33	
LC0005	-	-	-	-	
LC0006	-	-	-	-	
LC0007	1.87	0.82	241	11.8	H
LC0008	0.696	0.209	89.7	-0.86	
LC0009	-	-432.9	-	-	
LC0010	-	-	-	-	
LC0011	0.83	0.124	107	0.58	
LC0012	0.91	0.14	117	1.44	
LC0013	-	-	-	-	
LC0014	-	-	-	-	
LC0015	0.852	0.069	110	0.82	
LC0016	0.948	0.01	122	1.85	
LC0017	-	-	-	-	
LC0018	-	-	-	-	
LC0019	-	-	-	-	
LC0020	-	-	-	-	
LC0021	0.825	0.088	106	0.53	
LC0022	0.562	0.112	72.4	-2.3	
LC0023	0.777	0.018	100	0.01	
LC0024	-	-	-	-	
LC0025	0.788	0.158	102	0.13	
LC0026	-	-	-	-	
LC0027	0.716	0.14	92.3	-0.64	
LC0028	-	-	-	-	
LC0029	0.734	0.246	94.6	-0.45	
LC0030	-	-	-	-	
LC0031	0.777	0.24	100	0.01	
LC0032	0.713	0.214	91.9	-0.68	
LC0033	-	-	-	-	
LC0034	-	-	-	-	
LC0035	-	-	-	-	
LC0036	0.718	0.11	92.5	-0.62	
LC0037	0.868	0.174	112	0.99	
LC0038	0.731	0.2193	94.2	-0.48	

**Characteristics of parameter**

	all results	without outliers	Unit
Mean ± CI (99%)	0.837 ± 0.193	0.776 ± 0.0669	µg/l
Minimum	0.562	0.562	µg/l
Maximum	1.87	0.948	µg/l
Standard deviation	0.273	0.0919	µg/l
rel. standard deviation	32.6	11.8	%
n	18	17	-

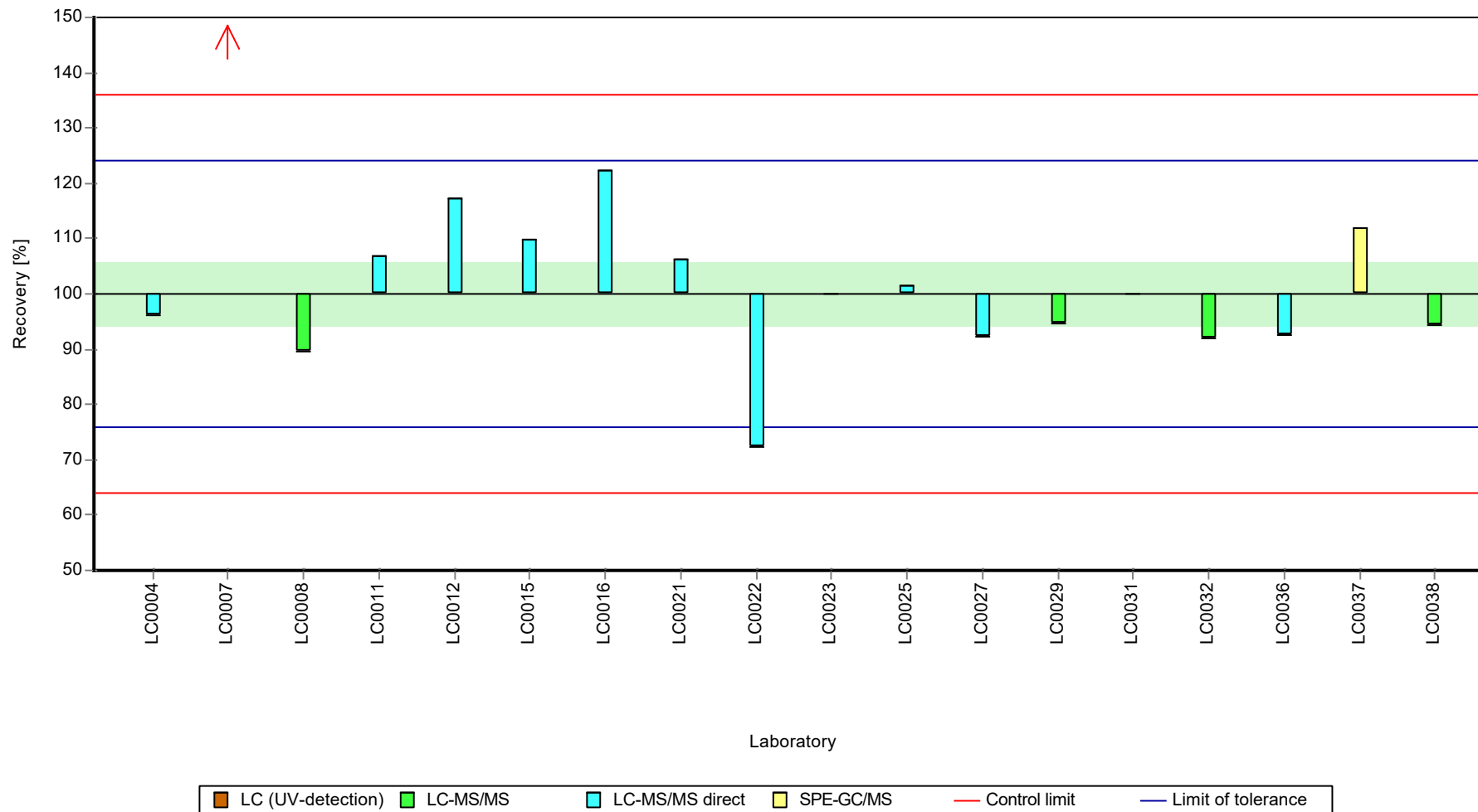
Graphical presentation of results

Results

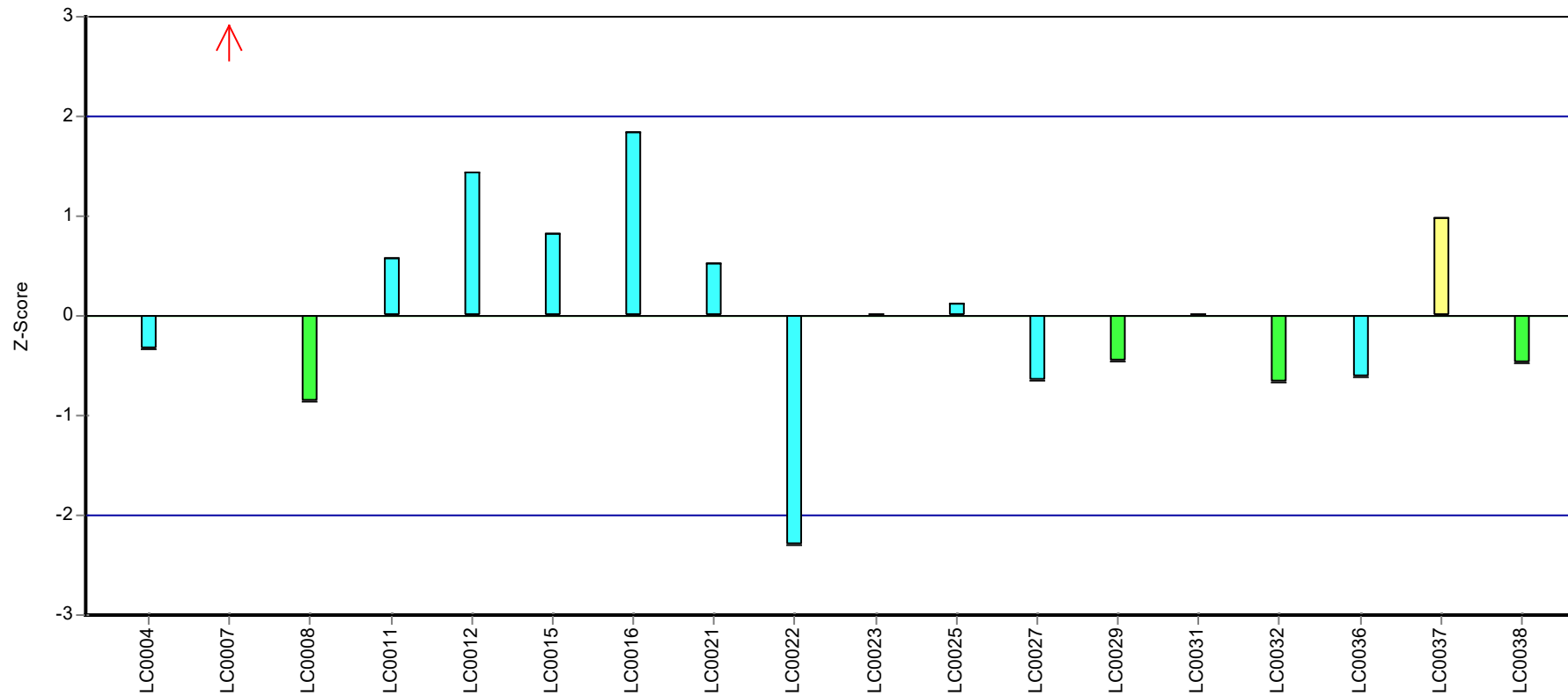




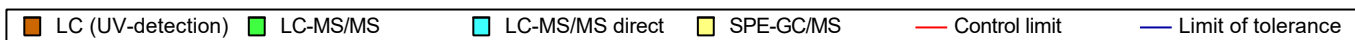
Recovery rate



Z-score



Laboratory



## Parameter oriented report

### H110 A

#### Alachlor-t-acid (Alachlor-OA)

Unit	µg/l
Assigned value ± U (k=2)	0.165 ± 0.0102
Criterion	0.0247 (15 %)
Minimum - Maximum	0.122 - 0.194
Control test value ± U (k=2)	0.170 ± 0.0256

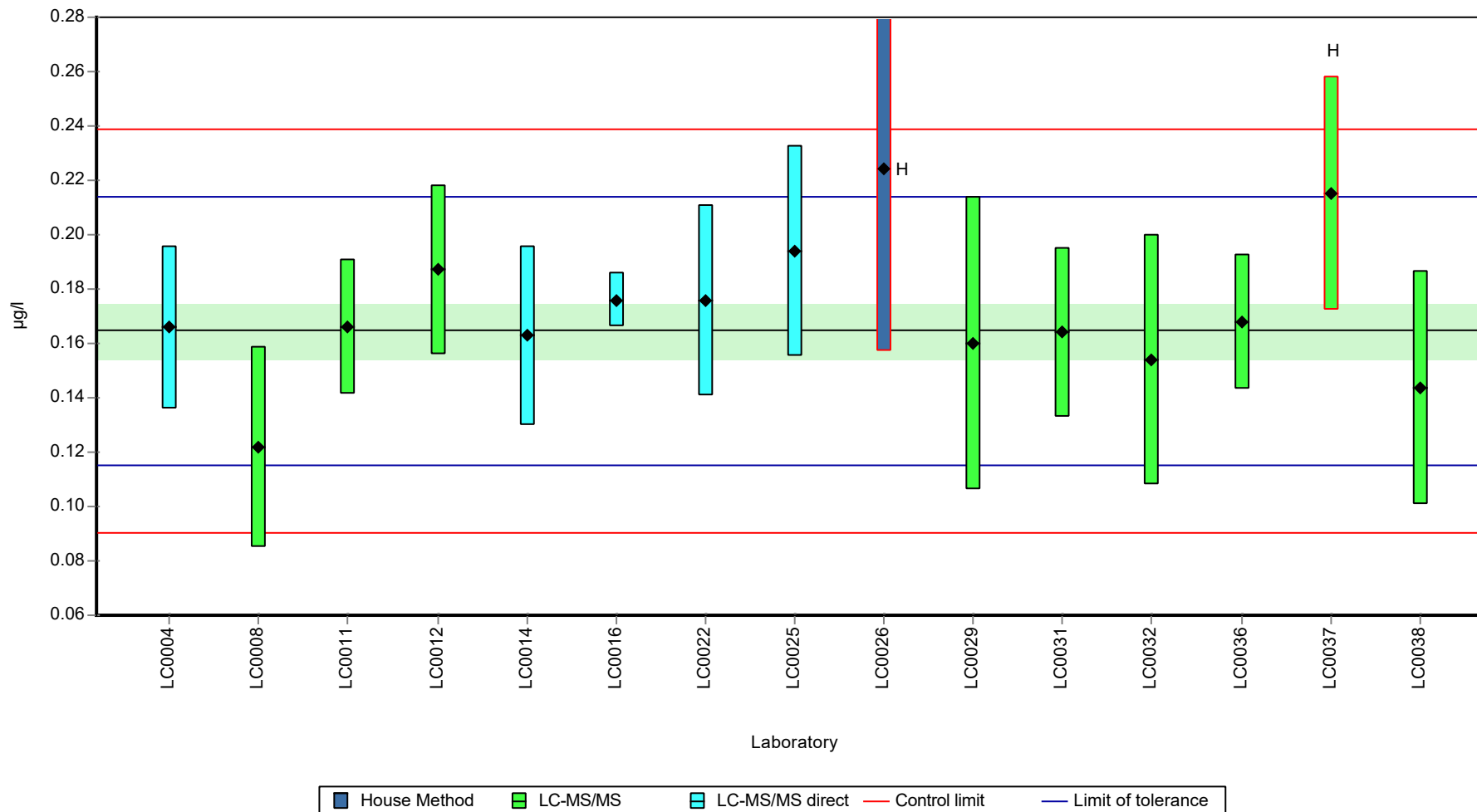
Labcode	Result	± U	Recovery [%]	z-score	Comments
LC0001	-	-	-	-	
LC0002	-	-	-	-	
LC0003	-	-	-	-	
LC0004	0.166	0.03	101	0.06	
LC0005	-	-	-	-	
LC0006	-	-	-	-	
LC0007	-	-	-	-	
LC0008	0.122	0.037	74.1	-1.72	
LC0009	-	-	-	-	
LC0010	-	-	-	-	
LC0011	0.166	0.025	101	0.06	
LC0012	0.187	0.031	114	0.91	
LC0013	-	-	-	-	
LC0014	0.163	0.033	99	-0.06	
LC0015	-	-	-	-	
LC0016	0.176	0.01	107	0.46	
LC0017	-	-	-	-	
LC0018	-	-	-	-	
LC0019	-	-	-	-	
LC0020	-	-	-	-	
LC0021	-	-	-	-	
LC0022	0.176	0.0352	107	0.46	
LC0023	-	-	-	-	
LC0024	-	-	-	-	
LC0025	0.194	0.039	118	1.19	
LC0026	0.224	0.067	136	2.41	H
LC0027	-	-	-	-	
LC0028	-	-	-	-	
LC0029	0.16	0.054	97.2	-0.18	
LC0030	-	-	-	-	
LC0031	0.164	0.031	99.6	-0.02	
LC0032	0.154	0.046	93.6	-0.43	
LC0033	-	-	-	-	
LC0034	-	-	-	-	
LC0035	-	-	-	-	
LC0036	0.168	0.025	102	0.14	
LC0037	0.215	0.043	131	2.04	H
LC0038	0.1435	0.04305	87.2	-0.85	

**Characteristics of parameter**

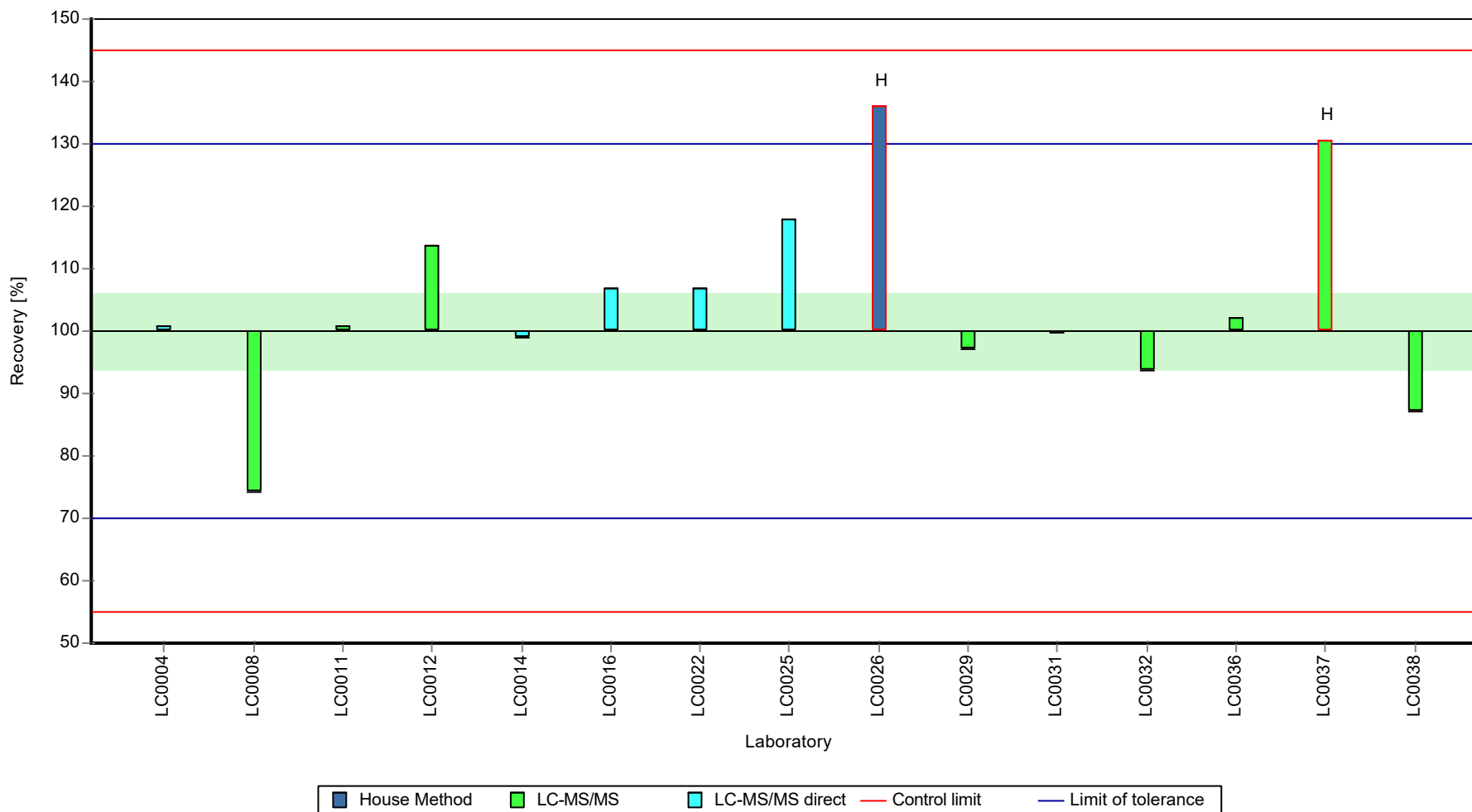
	all results	without outliers	Unit
Mean ± CI (99%)	0.172 ± 0.02	0.165 ± 0.0153	µg/l
Minimum	0.122	0.122	µg/l
Maximum	0.224	0.194	µg/l
Standard deviation	0.0258	0.0183	µg/l
rel. standard deviation	15	11.1	%
n	15	13	-

Graphical presentation of results

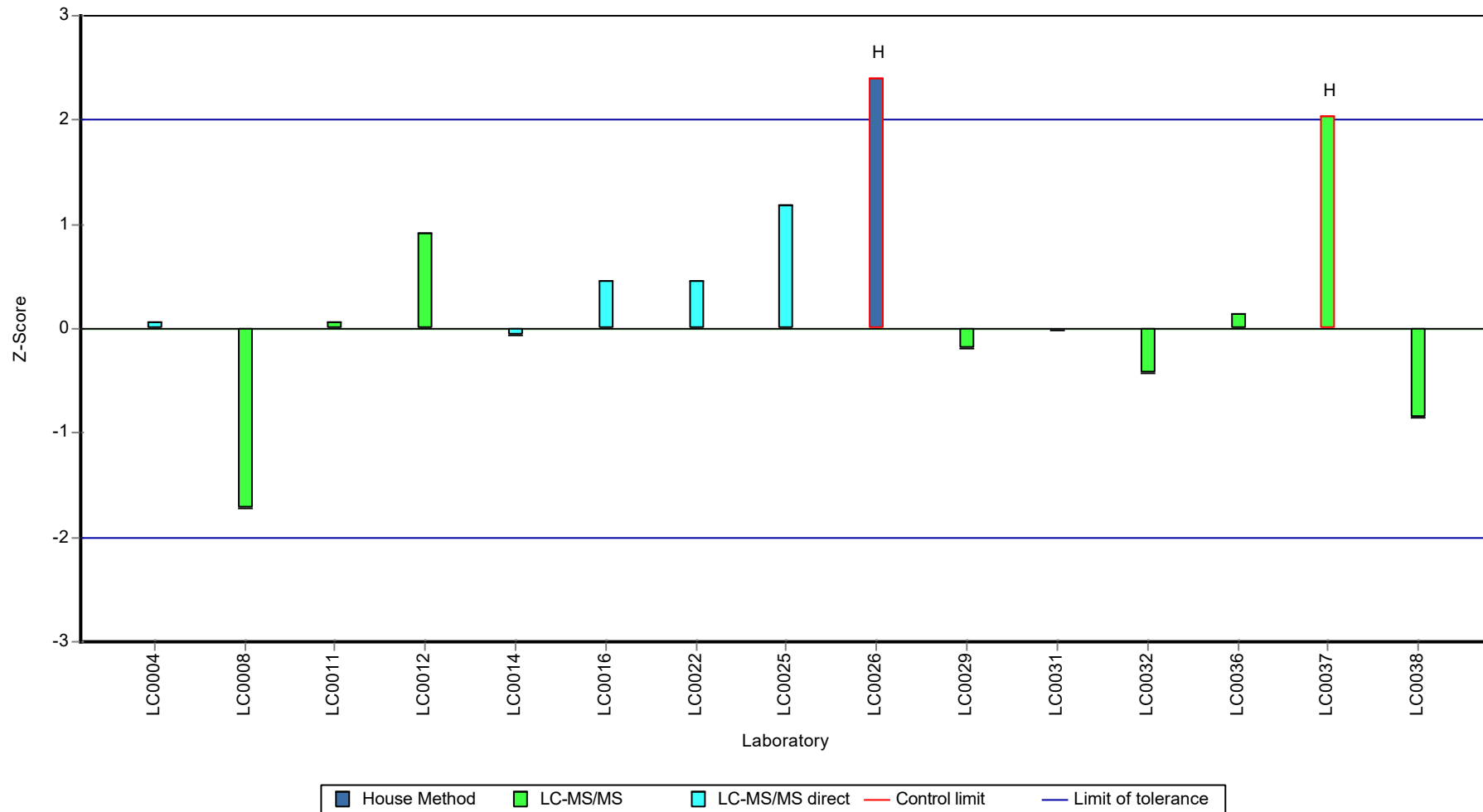
Results



Recovery rate



**Z-score**



## Parameter oriented report

### H110 B

#### Alachlor-t-acid (Alachlor-OA)

Unit	µg/l
Assigned value ± U (k=2)	0.115 ± 0.00792
Criterion	0.0172 (15 %)
Minimum - Maximum	0.094 - 0.139
Control test value ± U (k=2)	0.110 ± 0.0165

Labcode	Result	± U	Recovery [%]	z-score	Comments
LC0001	-	-	-	-	
LC0002	-	-	-	-	
LC0003	-	-	-	-	
LC0004	0.113	0.02	98.3	-0.11	
LC0005	-	-	-	-	
LC0006	-	-	-	-	
LC0007	-	-	-	-	
LC0008	0.097	0.029	84.4	-1.04	
LC0009	-	-	-	-	
LC0010	-	-	-	-	
LC0011	0.105	0.016	91.4	-0.57	
LC0012	0.135	0.023	117	1.17	
LC0013	-	-	-	-	
LC0014	0.109	0.022	94.9	-0.34	
LC0015	-	-	-	-	
LC0016	0.139	0.01	121	1.4	
LC0017	-	-	-	-	
LC0018	-	-	-	-	
LC0019	-	-	-	-	
LC0020	-	-	-	-	
LC0021	-	-	-	-	
LC0022	0.12	0.0241	104	0.3	
LC0023	-	-	-	-	
LC0024	-	-	-	-	
LC0025	0.135	0.027	117	1.17	
LC0026	0.1	0.03	87	-0.86	
LC0027	-	-	-	-	
LC0028	-	-	-	-	
LC0029	0.094	0.031	81.8	-1.21	
LC0030	-	-	-	-	
LC0031	0.116	0.022	101	0.06	
LC0032	0.119	0.036	104	0.24	
LC0033	-	-	-	-	
LC0034	-	-	-	-	
LC0035	-	-	-	-	
LC0036	0.101	0.015	87.9	-0.81	
LC0037	0.136	0.027	118	1.22	
LC0038	0.1045	0.03135	90.9	-0.6	

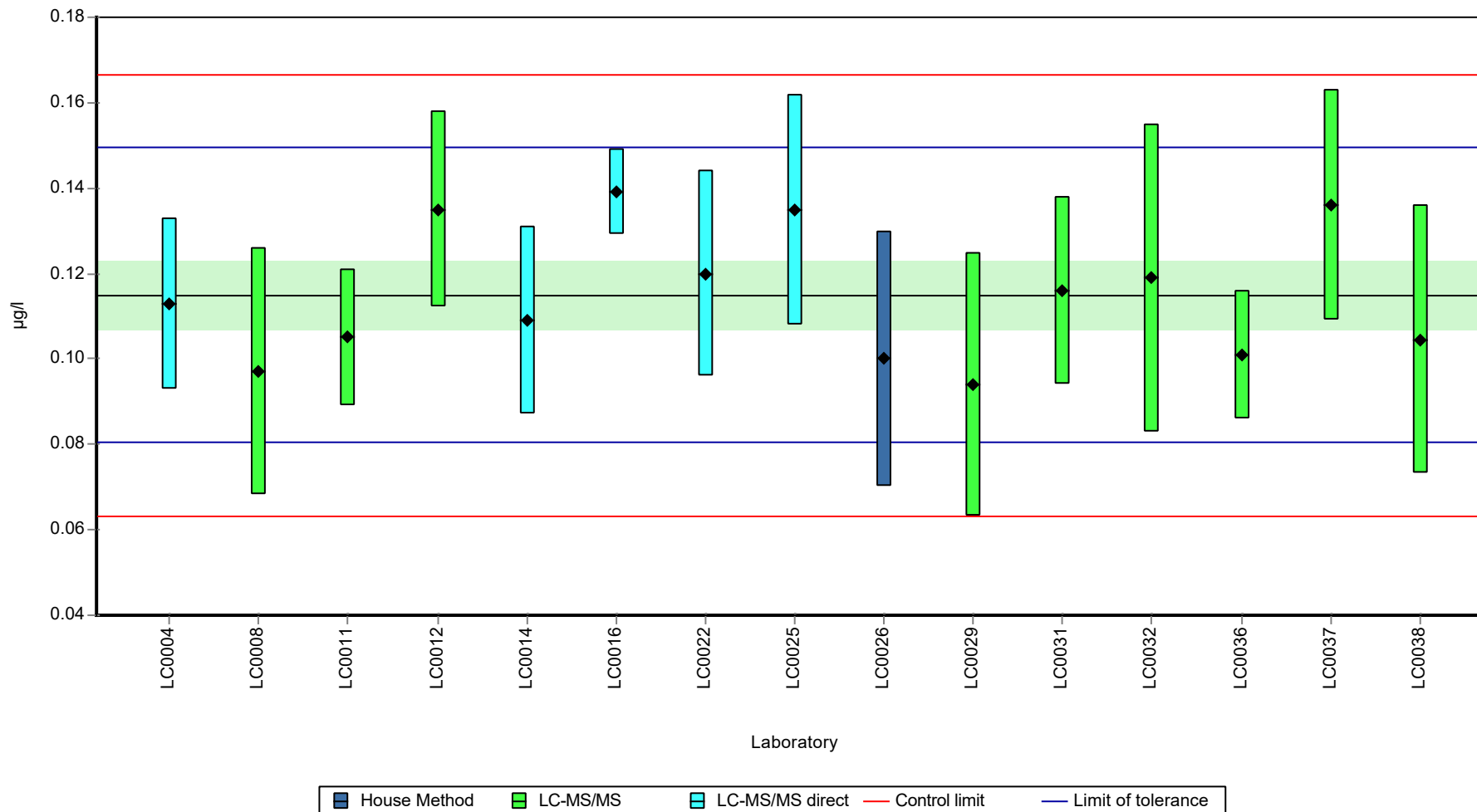


**Characteristics of parameter**

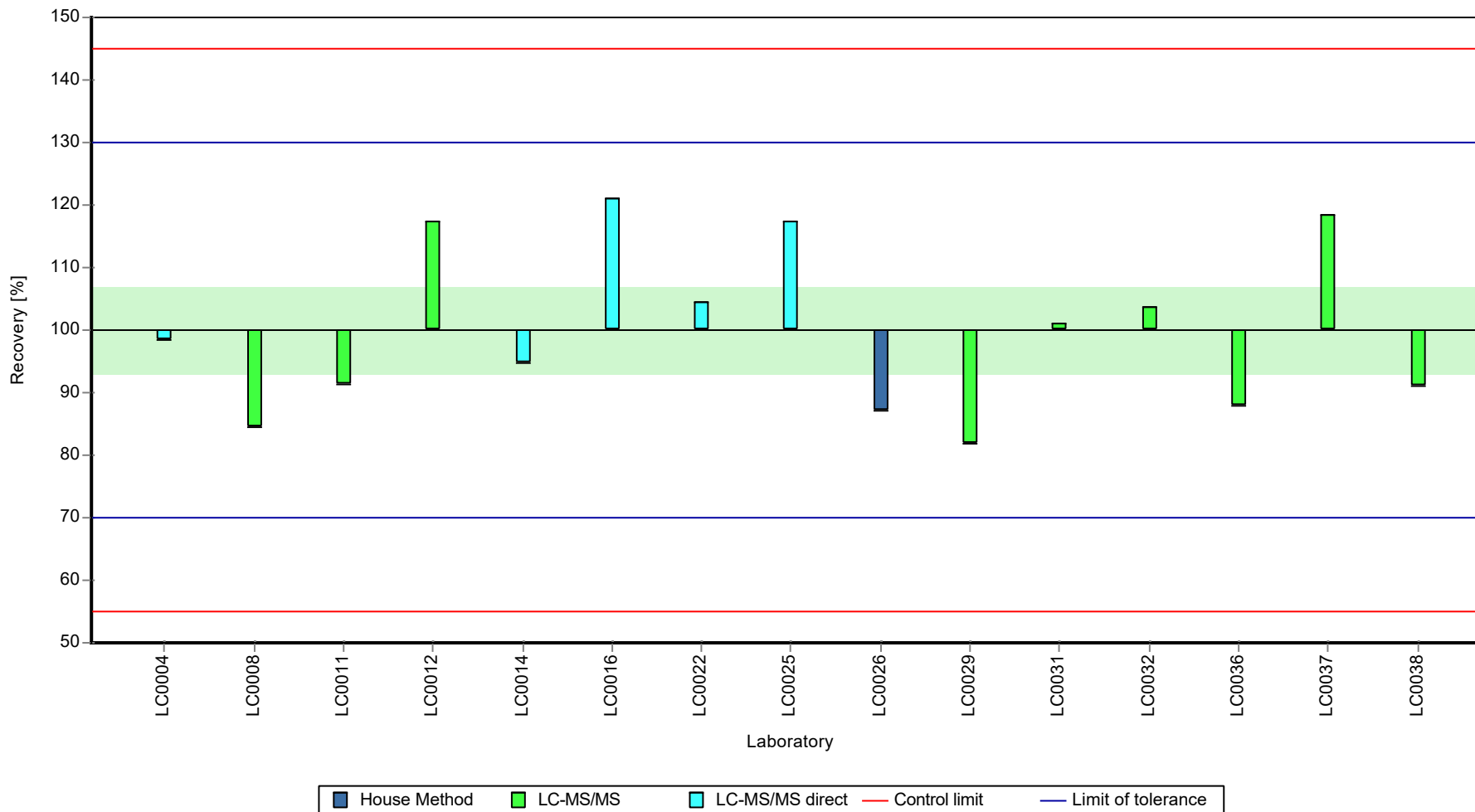
	all results	without outliers	Unit
Mean ± CI (99%)	0.115 ± 0.0119	0.115 ± 0.0119	µg/l
Minimum	0.094	0.094	µg/l
Maximum	0.139	0.139	µg/l
Standard deviation	0.0153	0.0153	µg/l
rel. standard deviation	13.4	13.4	%
n	15	15	-

Graphical presentation of results

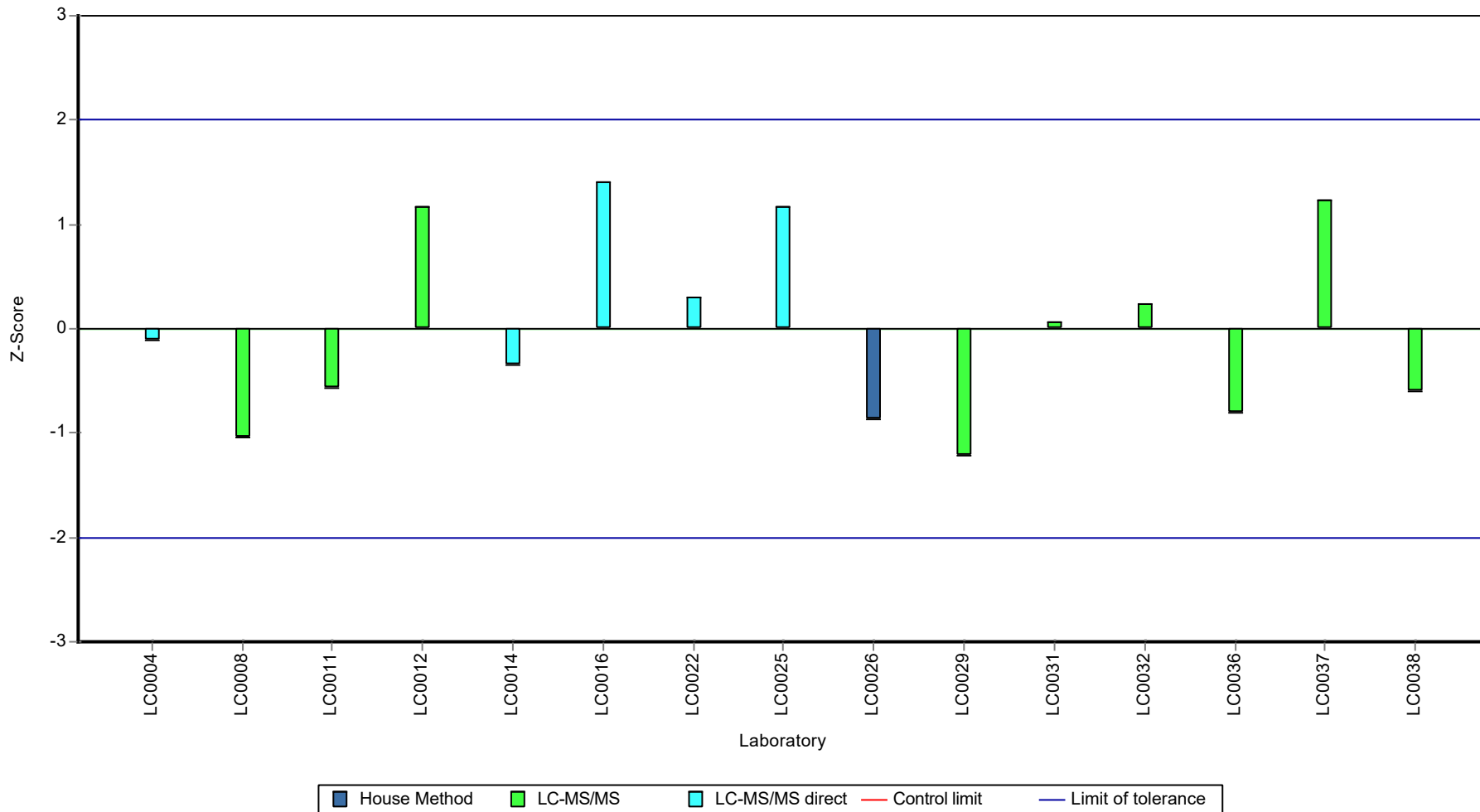
Results



**Recovery rate**



Z-score



## Parameter oriented report

### H110 A

#### Alachlor-t-sulfonic acid (Alachlor-ESA)

Unit	µg/l
Assigned value ± U (k=2)	0.414 ± 0.023
Criterion	0.0397 (9.6 %)
Minimum - Maximum	0.34 - 0.497
Control test value ± U (k=2)	0.398 ± 0.0796

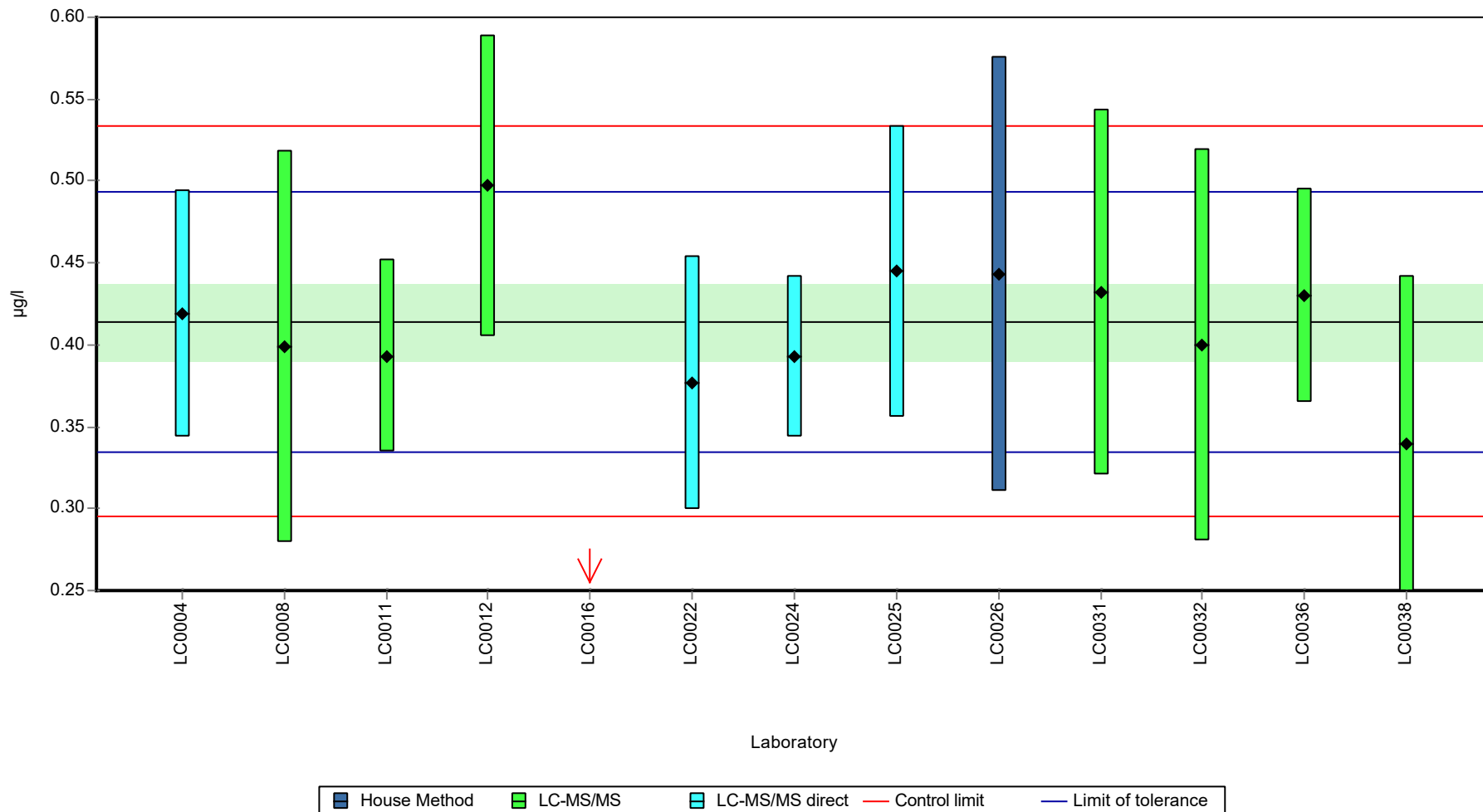
Labcode	Result	± U	Recovery [%]	z-score	Comments
LC0001	-	-	-	-	
LC0002	-	-	-	-	
LC0003	-	-	-	-	
LC0004	0.419	0.075	101	0.13	
LC0005	-	-	-	-	
LC0006	-	-	-	-	
LC0007	-	-	-	-	
LC0008	0.399	0.12	96.4	-0.38	
LC0009	-	-	-	-	
LC0010	-	-	-	-	
LC0011	0.393	0.059	94.9	-0.53	
LC0012	0.497	0.092	120	2.09	
LC0013	-	-	-	-	
LC0014	-	-	-	-	
LC0015	-	-	-	-	
LC0016	0.212	0.01	51.2	-5.08	H
LC0017	-	-	-	-	
LC0018	-	-	-	-	
LC0019	-	-	-	-	
LC0020	-	-	-	-	
LC0021	-	-	-	-	
LC0022	0.377	0.0775	91.1	-0.93	
LC0023	-	-	-	-	
LC0024	0.393	0.049	94.9	-0.53	
LC0025	0.445	0.089	107	0.78	
LC0026	0.443	0.133	107	0.73	
LC0027	-	-	-	-	
LC0028	-	-	-	-	
LC0029	-	-	-	-	
LC0030	-	-	-	-	
LC0031	0.432	0.112	104	0.45	
LC0032	0.4	0.12	96.6	-0.35	
LC0033	-	-	-	-	
LC0034	-	-	-	-	
LC0035	-	-	-	-	
LC0036	0.43	0.065	104	0.4	
LC0037	-	-	-	-	
LC0038	0.34	0.102	82.1	-1.86	

**Characteristics of parameter**

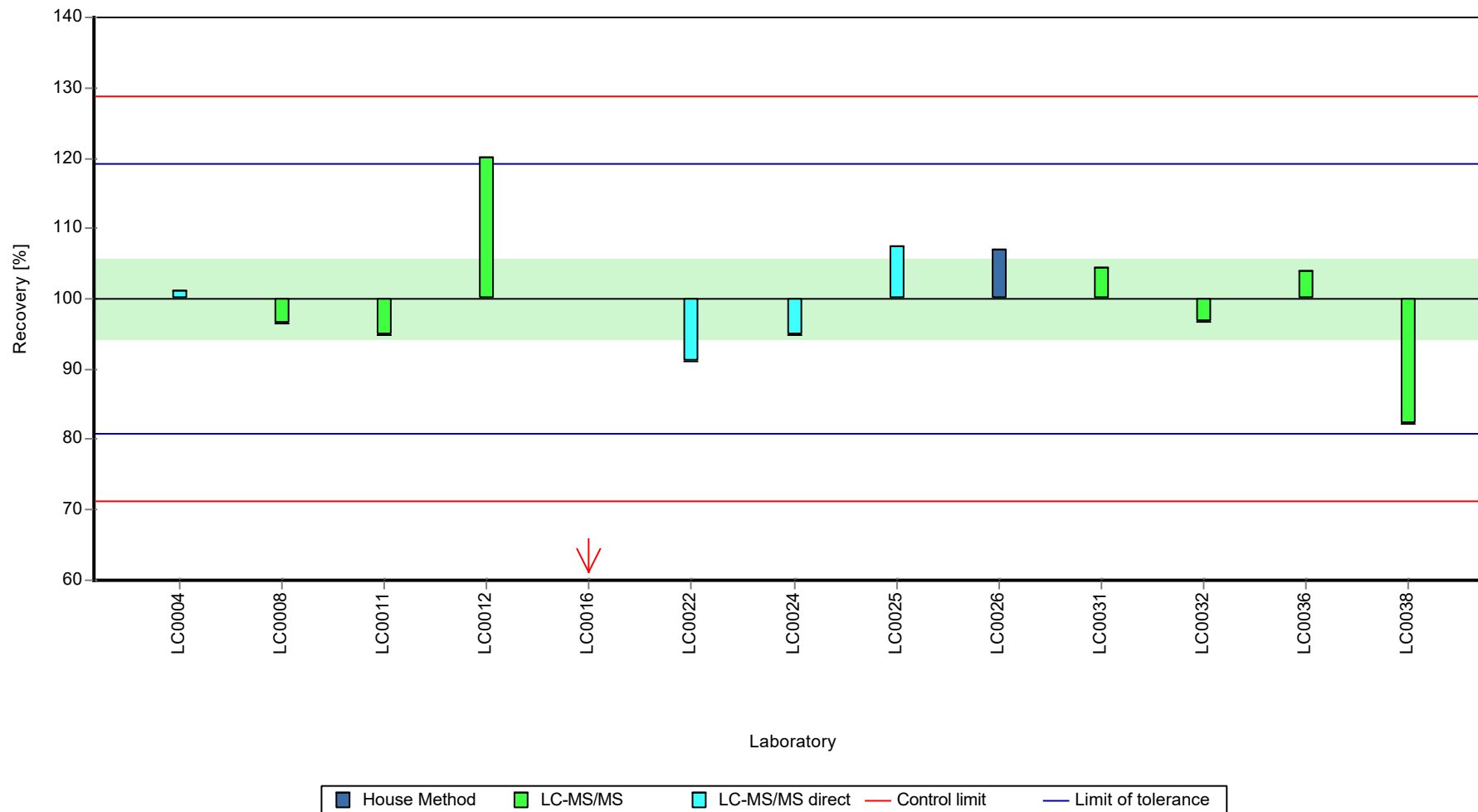
	all results	without outliers	Unit
Mean ± CI (99%)	0.398 ± 0.0564	0.414 ± 0.0345	µg/l
Minimum	0.212	0.34	µg/l
Maximum	0.497	0.497	µg/l
Standard deviation	0.0678	0.0398	µg/l
rel. standard deviation	17	9.62	%
n	13	12	-

Graphical presentation of results

Results

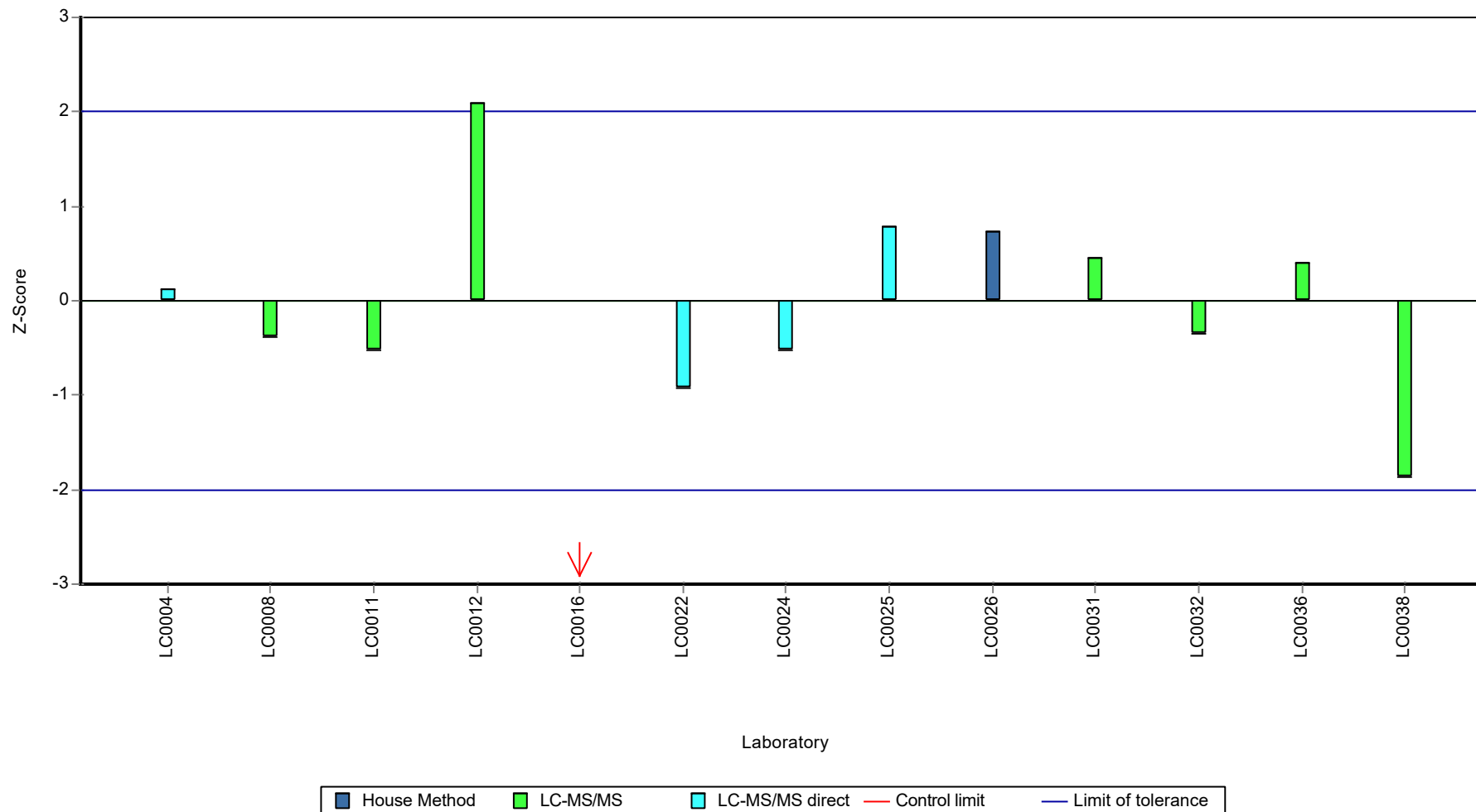


Recovery rate





Z-score



## Parameter oriented report

### H110 B

#### Alachlor-t-sulfonic acid (Alachlor-ESA)

Unit	µg/l
Assigned value ± U (k=2)	0.216 ± 0.0151
Criterion	0.028 (13 %)
Minimum - Maximum	0.154 - 0.265
Control test value ± U (k=2)	0.198 ± 0.0395

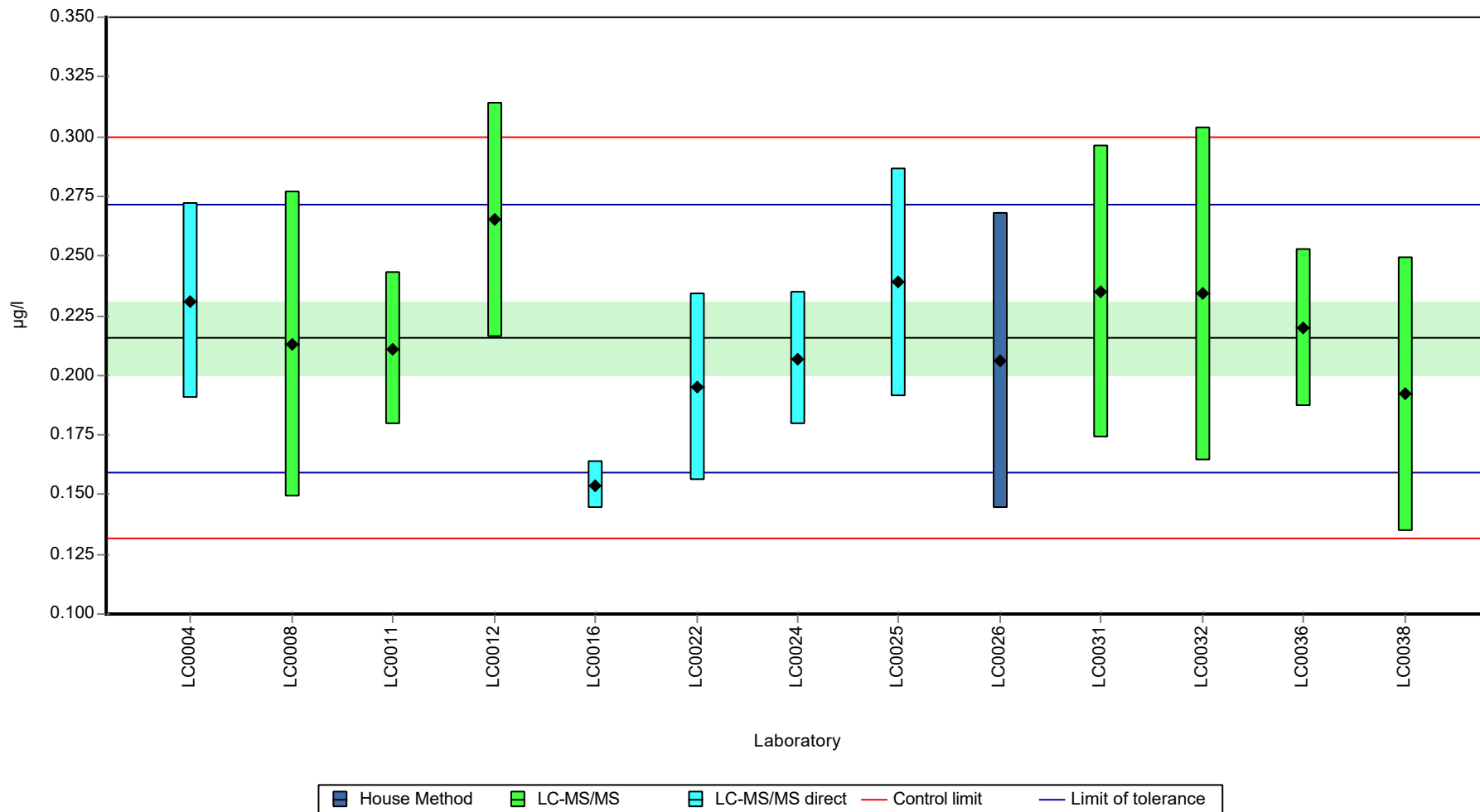
Labcode	Result	± U	Recovery [%]	z-score	Comments
LC0001	-	-	-	-	
LC0002	-	-	-	-	
LC0003	-	-	-	-	
LC0004	0.231	0.041	107	0.55	
LC0005	-	-	-	-	
LC0006	-	-	-	-	
LC0007	-	-	-	-	
LC0008	0.213	0.064	98.8	-0.09	
LC0009	-	-	-	-	
LC0010	-	-	-	-	
LC0011	0.211	0.032	97.9	-0.16	
LC0012	0.265	0.049	123	1.77	
LC0013	-	-	-	-	
LC0014	-	-	-	-	
LC0015	-	-	-	-	
LC0016	0.154	0.01	71.4	-2.2	
LC0017	-	-	-	-	
LC0018	-	-	-	-	
LC0019	-	-	-	-	
LC0020	-	-	-	-	
LC0021	-	-	-	-	
LC0022	0.195	0.0391	90.5	-0.73	
LC0023	-	-	-	-	
LC0024	0.207	0.028	96	-0.3	
LC0025	0.239	0.0478	111	0.84	
LC0026	0.206	0.062	95.6	-0.34	
LC0027	-	-	-	-	
LC0028	-	-	-	-	
LC0029	-	-	-	-	
LC0030	-	-	-	-	
LC0031	0.235	0.061	109	0.69	
LC0032	0.234	0.07	109	0.66	
LC0033	-	-	-	-	
LC0034	-	-	-	-	
LC0035	-	-	-	-	
LC0036	0.22	0.033	102	0.16	
LC0037	-	-	-	-	
LC0038	0.192	0.0576	89.1	-0.84	

**Characteristics of parameter**

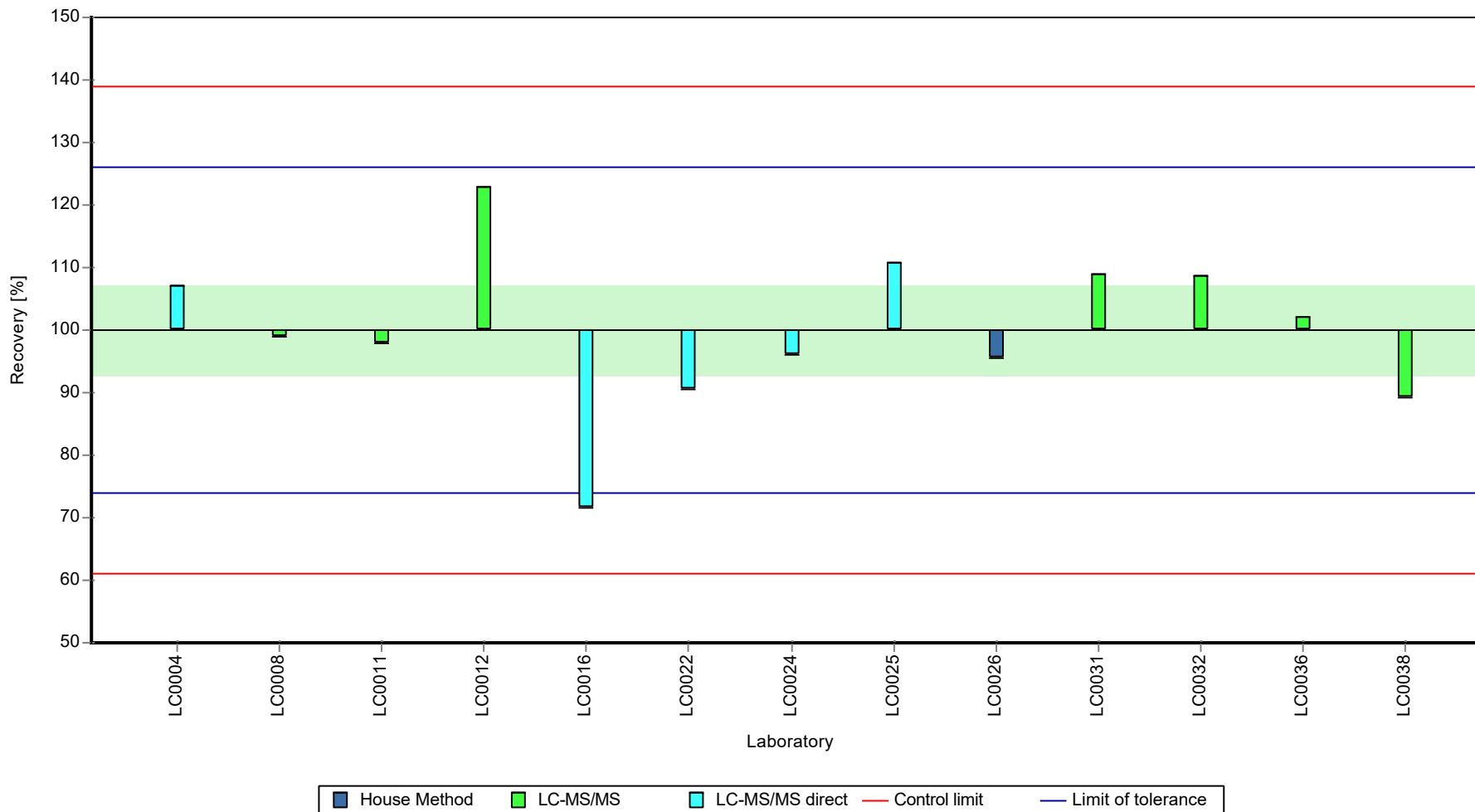
	all results	without outliers	Unit
Mean ± CI (99%)	0.216 ± 0.0227	0.216 ± 0.0227	µg/l
Minimum	0.154	0.154	µg/l
Maximum	0.265	0.265	µg/l
Standard deviation	0.0273	0.0273	µg/l
rel. standard deviation	12.7	12.7	%
n	13	13	-

Graphical presentation of results

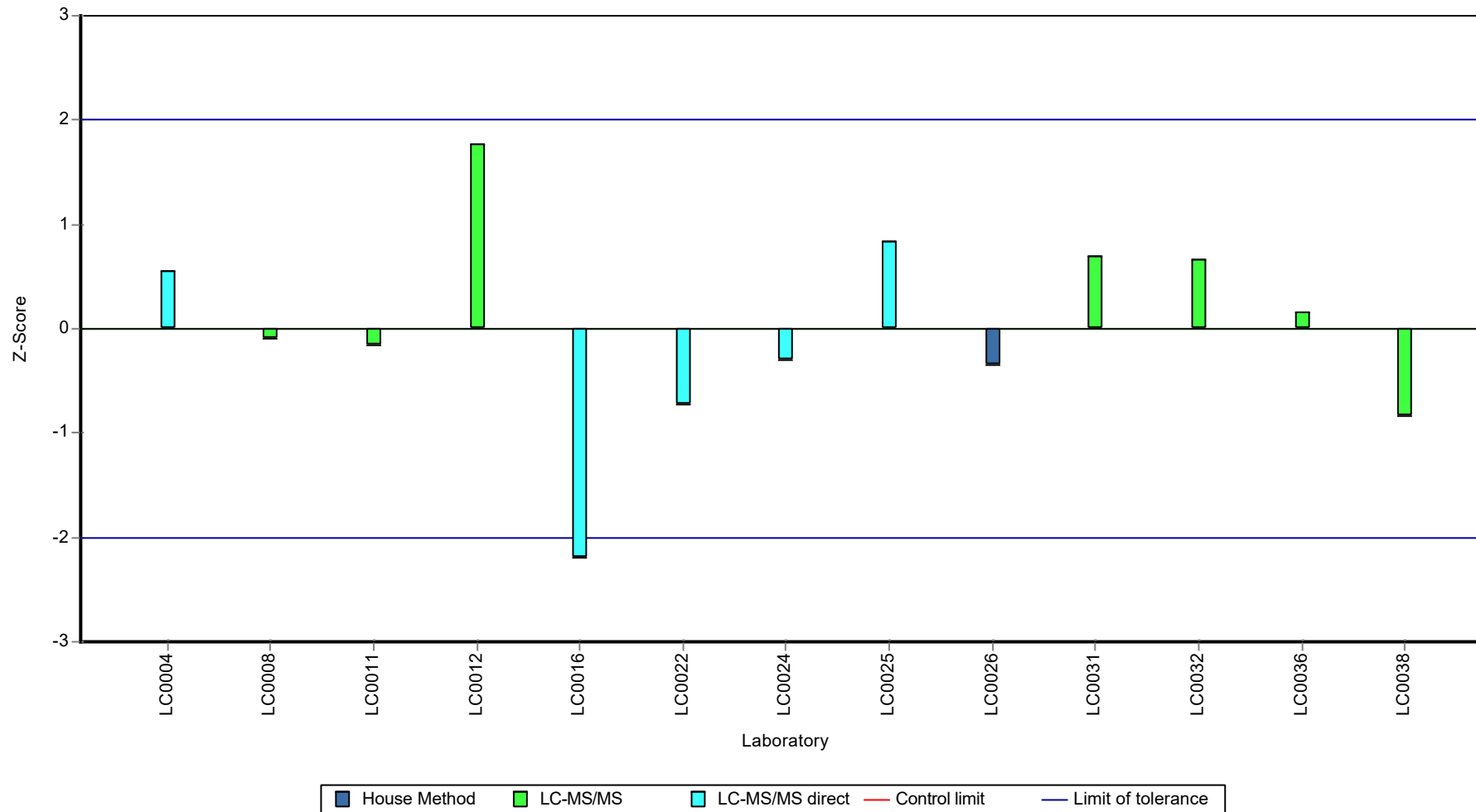
Results



Recovery rate



Z-score



## Parameter oriented report

### H110 A

#### AMPA

Unit	µg/l
Assigned value ± U (k=2)	0.436 ± 0.0433
Criterion	0.0567 (13 %)
Minimum - Maximum	0.237 - 0.595
Control test value ± U (k=2)	0.496 ± 0.124

Labcode	Result	± U	Recovery [%]	z-score	Comments
LC0001	0.48	0.144	110	0.77	
LC0002	0.279	0.1	63.9	-2.77	
LC0003	-	-	-	-	
LC0004	0.483	0.087	111	0.82	
LC0005	0.494	0.163	113	1.02	
LC0006	-	-	-	-	
LC0007	0.33	0.15	75.6	-1.87	
LC0008	-	-	-	-	
LC0009	0.595	0.262	136	2.8	
LC0010	0.448	0.072	103	0.2	
LC0011	-	-	-	-	
LC0012	0.461	0.048	106	0.43	
LC0013	0.509	0.12	117	1.28	
LC0014	0.488	0.117	112	0.91	
LC0015	0.471	0.031	108	0.61	
LC0016	0.301	0.01	69	-2.39	
LC0017	0.4745	0.06	109	0.67	
LC0018	-	-	-	-	
LC0019	-	-	-	-	
LC0020	0.422	0.19	96.7	-0.25	
LC0021	0.237	0.018	54.3	-3.51	
LC0022	-	-	-	-	
LC0023	-	-	-	-	
LC0024	-	-	-	-	
LC0025	0.409	0.082	93.7	-0.48	
LC0026	-	-	-	-	
LC0027	-	-	-	-	
LC0028	-	-	-	-	
LC0029	-	-	-	-	
LC0030	-	-	-	-	
LC0031	-	-	-	-	
LC0032	0.154	0.046	35.3	-4.98	H
LC0033	0.4456	0.0287	102	0.16	
LC0034	0.551	0.276	126	2.02	
LC0035	-	-	-	-	
LC0036	0.538	0.081	123	1.79	
LC0037	0.844	0.169	193	7.19	H
LC0038	0.311	0.1244	71.3	-2.21	

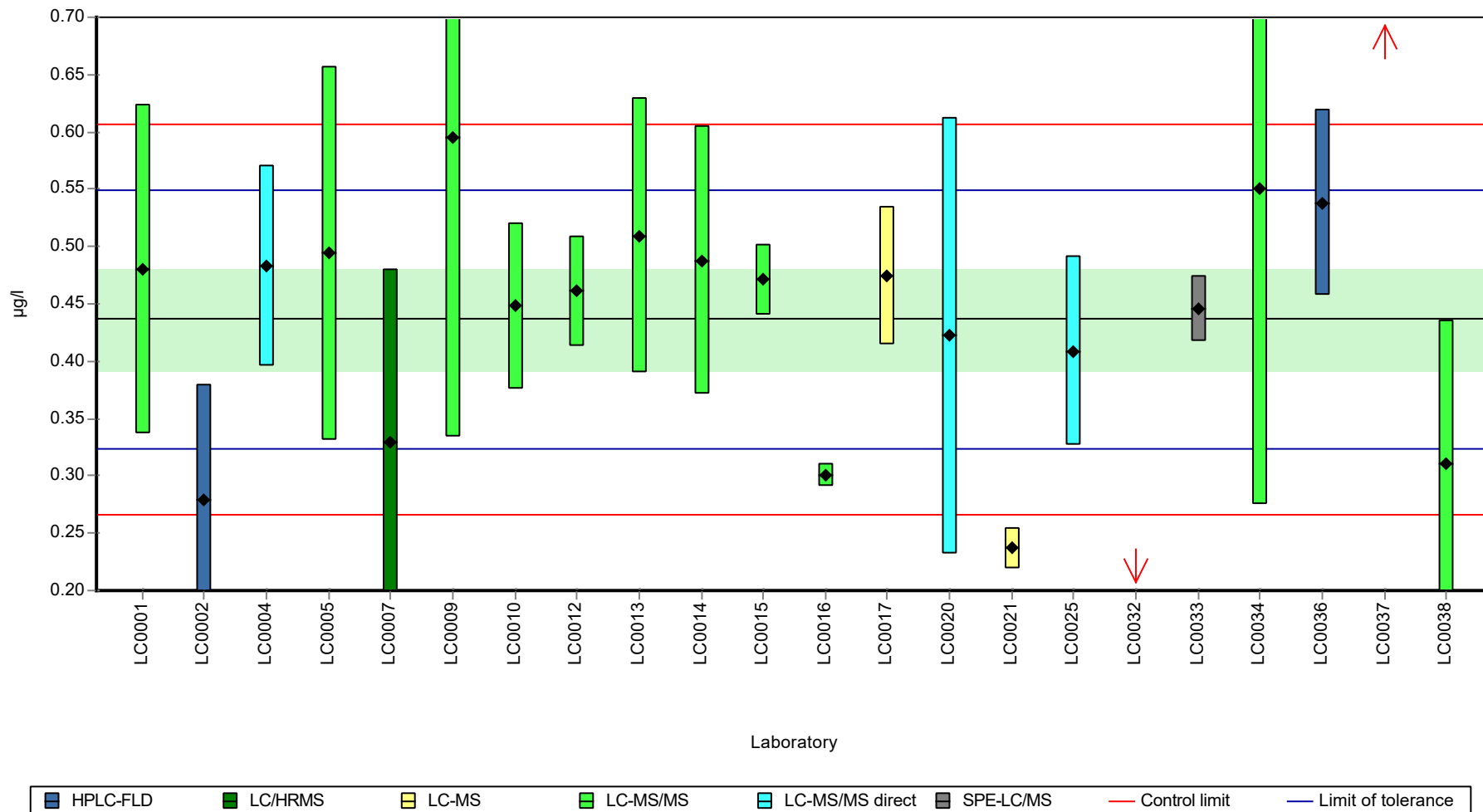
**Characteristics of parameter**

	all results	without outliers	Unit
Mean ± CI (99%)	0.442 ± 0.0908	0.436 ± 0.065	µg/l
Minimum	0.154	0.237	µg/l
Maximum	0.844	0.595	µg/l
Standard deviation	0.142	0.0969	µg/l
rel. standard deviation	32.1	22.2	%
n	22	20	-

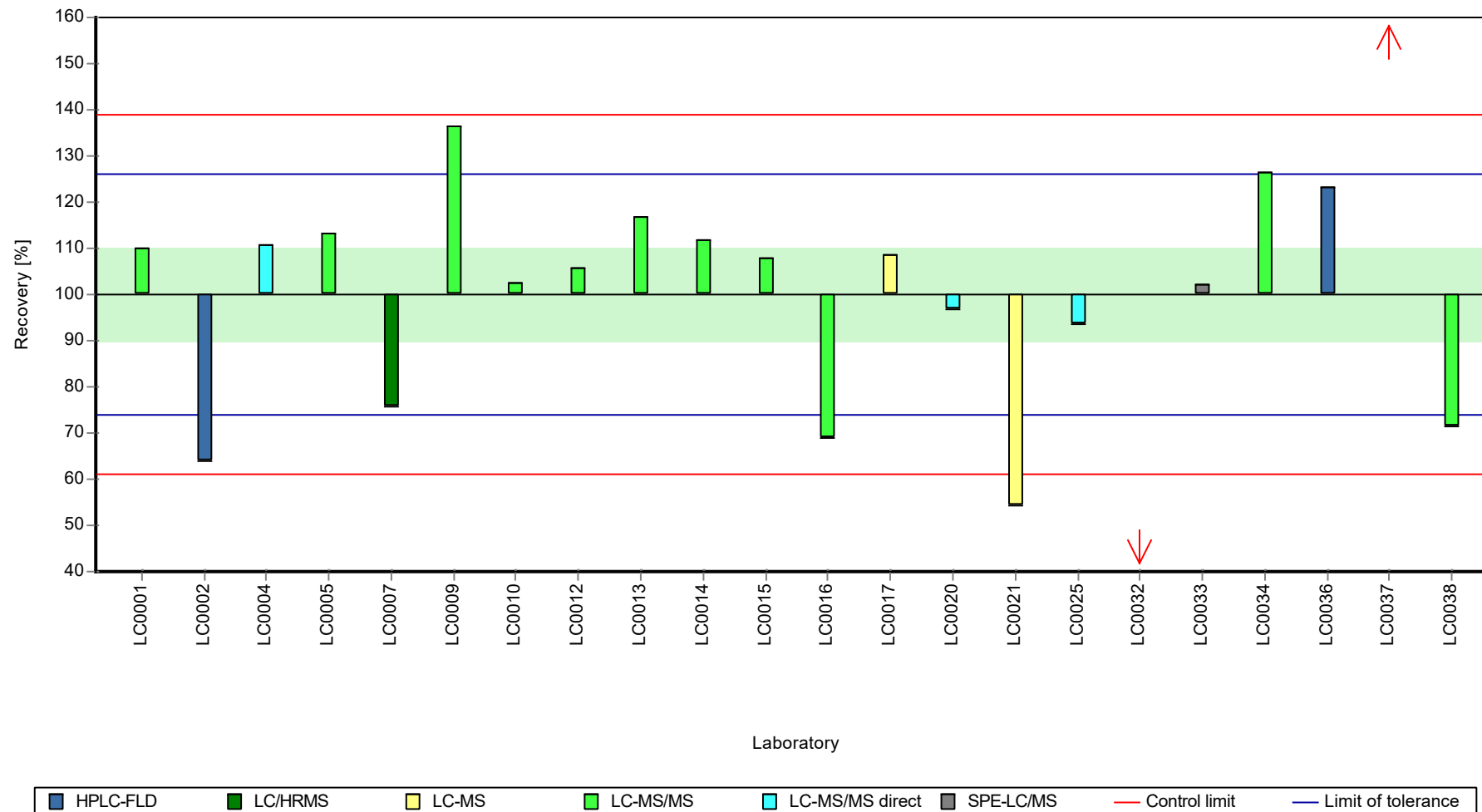


Graphical presentation of results

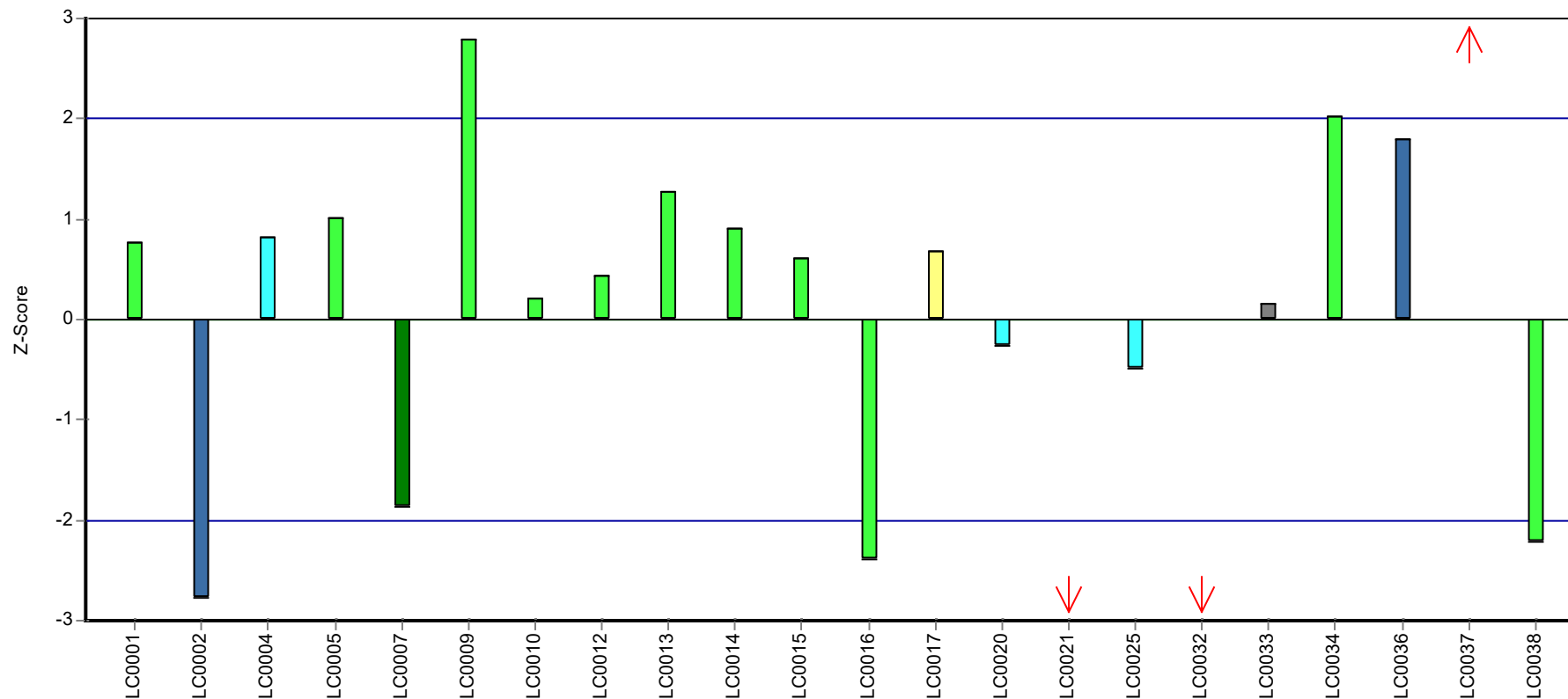
Results




Recovery rate



Z-score



Laboratory



## Parameter oriented report

### H110 B

#### AMPA

Unit	µg/l
Assigned value ± U (k=2)	0.329 ± 0.0339
Criterion	0.0428 (13 %)
Minimum - Maximum	0.137 - 0.455
Control test value ± U (k=2)	0.334 ± 0.0835

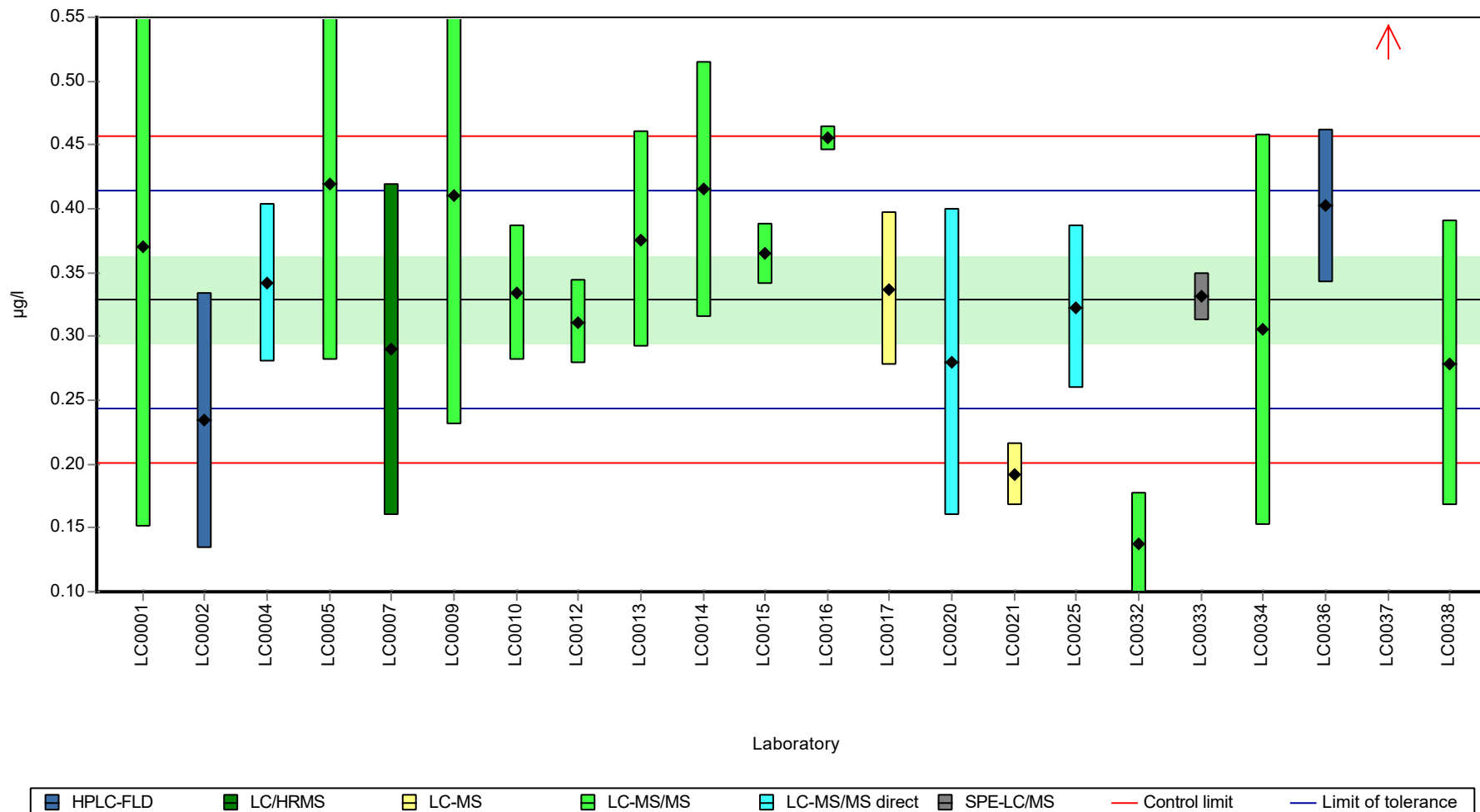
Labcode	Result	± U	Recovery [%]	z-score	Comments
LC0001	0.37	0.22	112	0.96	
LC0002	0.234	0.1	71.1	-2.22	
LC0003	-	-	-	-	
LC0004	0.342	0.062	104	0.31	
LC0005	0.419	0.138	127	2.11	
LC0006	-	-	-	-	
LC0007	0.29	0.13	88.2	-0.91	
LC0008	-	-	-	-	
LC0009	0.41	0.18	125	1.9	
LC0010	0.334	0.053	102	0.12	
LC0011	-	-	-	-	
LC0012	0.311	0.033	94.6	-0.42	
LC0013	0.376	0.085	114	1.1	
LC0014	0.415	0.1	126	2.01	
LC0015	0.365	0.024	111	0.84	
LC0016	0.455	0.01	138	2.95	
LC0017	0.3371	0.06	102	0.19	
LC0018	-	-	-	-	
LC0019	-	-	-	-	
LC0020	0.28	0.12	85.1	-1.14	
LC0021	0.192	0.025	58.4	-3.2	
LC0022	-	-	-	-	
LC0023	-	-	-	-	
LC0024	-	-	-	-	
LC0025	0.323	0.064	98.2	-0.14	
LC0026	-	-	-	-	
LC0027	-	-	-	-	
LC0028	-	-	-	-	
LC0029	-	-	-	-	
LC0030	-	-	-	-	
LC0031	-	-	-	-	
LC0032	0.137	0.041	41.7	-4.49	
LC0033	0.3313	0.0186	101	0.06	
LC0034	0.305	0.153	92.7	-0.56	
LC0035	-	-	-	-	
LC0036	0.402	0.06	122	1.71	
LC0037	0.722	0.144	220	9.19	H
LC0038	0.279	0.1116	84.8	-1.17	

**Characteristics of parameter**

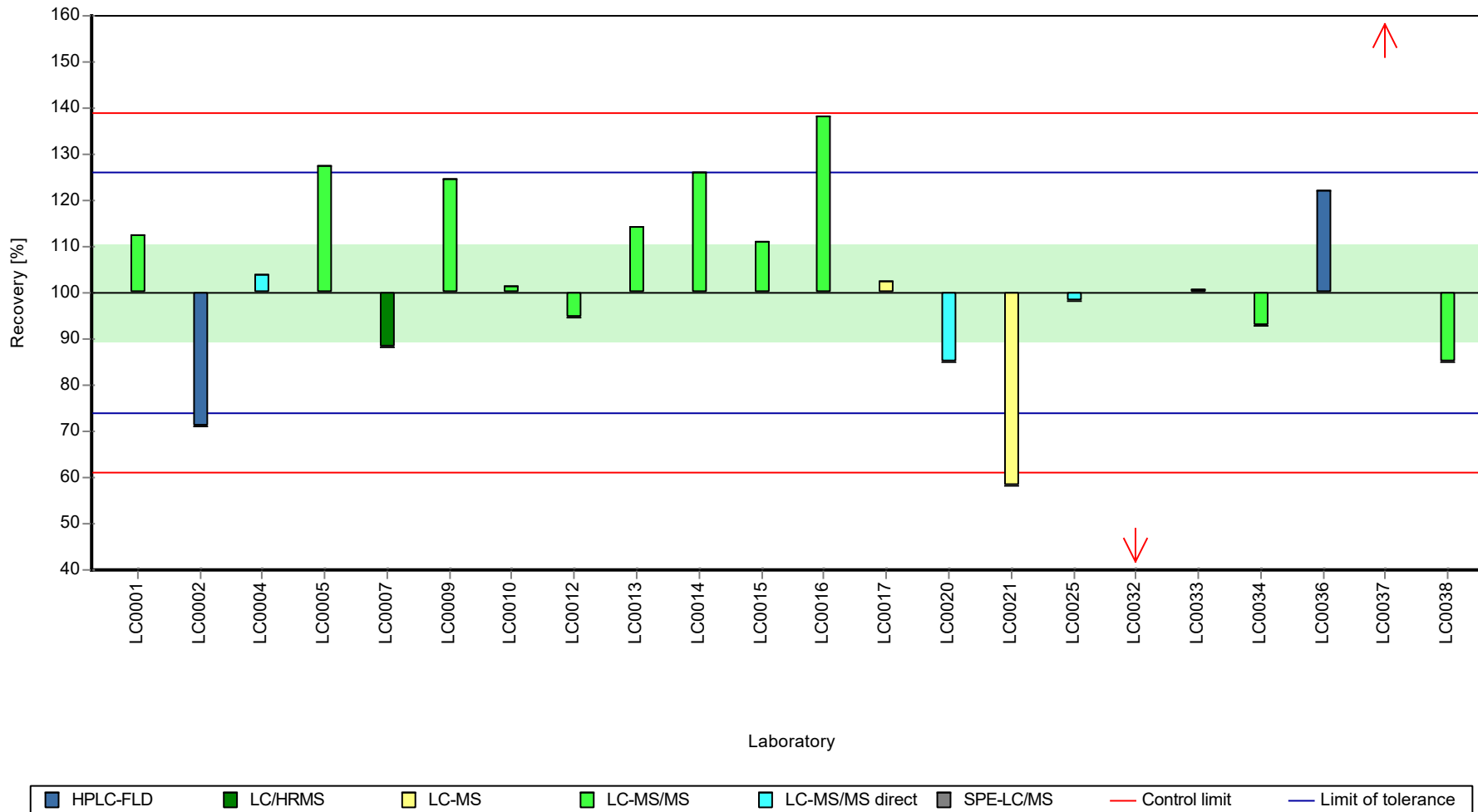
	all results	without outliers	Unit
Mean ± CI (99%)	0.347 ± 0.0723	0.329 ± 0.0509	µg/l
Minimum	0.137	0.137	µg/l
Maximum	0.722	0.455	µg/l
Standard deviation	0.113	0.0777	µg/l
rel. standard deviation	32.6	23.6	%
n	22	21	-

Graphical presentation of results

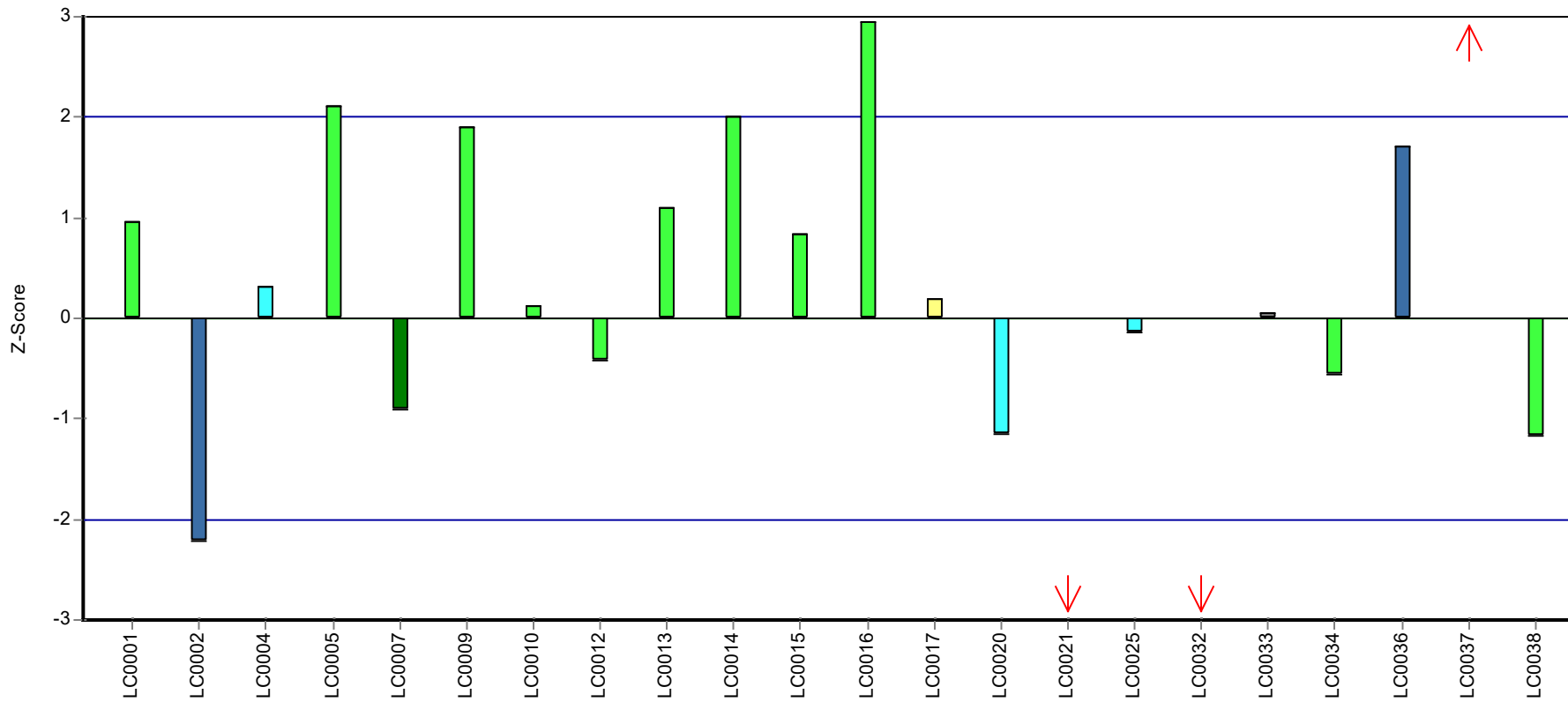
Results




Recovery rate



Z-score



Laboratory





## Parameter oriented report

### H110 A

#### Bentazone

Unit	µg/l
Assigned value ± U (k=2)	0.25 ± 0.00846
Criterion	0.0375 (15 %)
Minimum - Maximum	0.202 - 0.282
Control test value ± U (k=2)	0.251 ± 0.0377

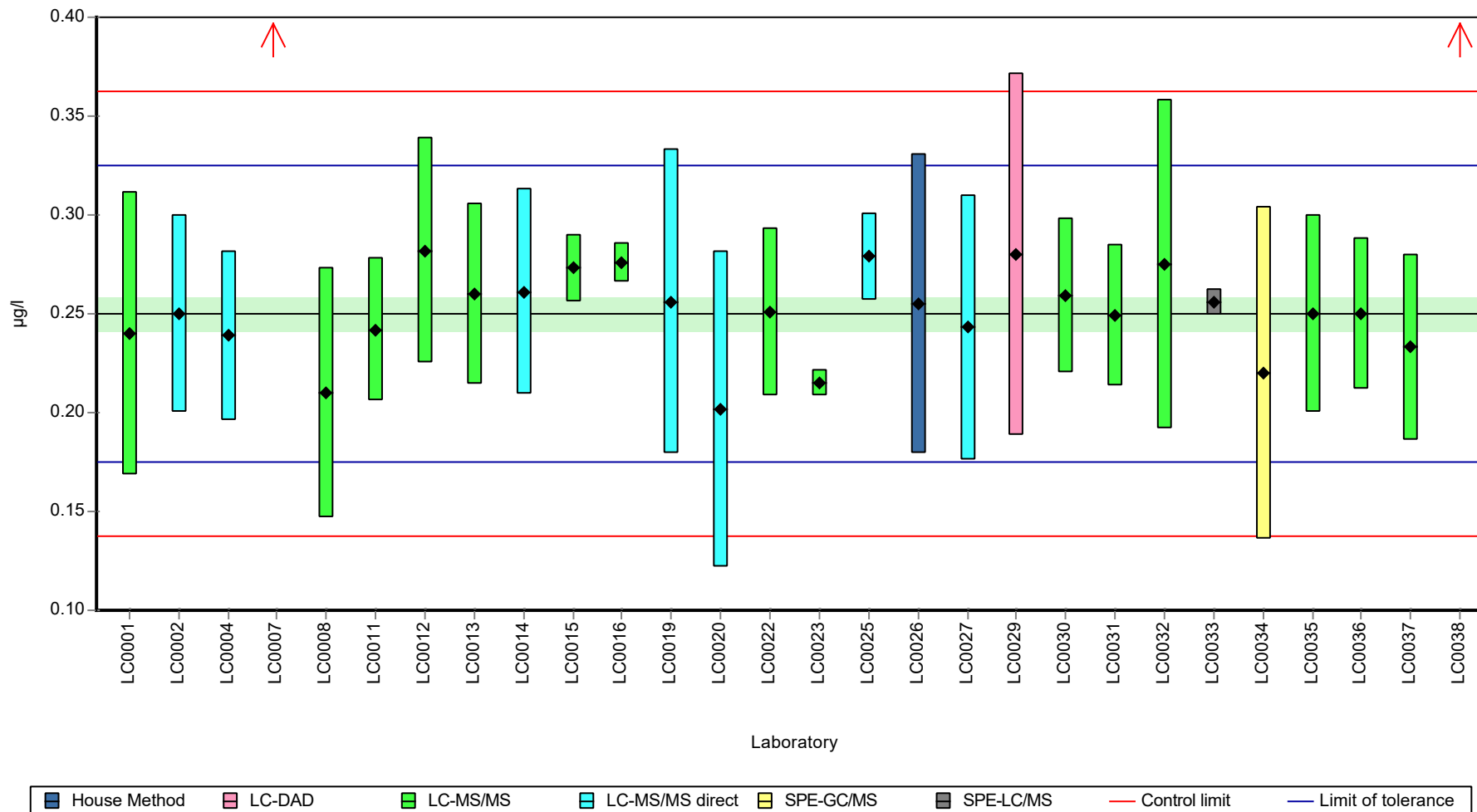
Labcode	Result	± U	Recovery [%]	z-score	Comments
LC0001	0.24	0.072	95.9	-0.27	
LC0002	0.25	0.05	99.9	-0.01	
LC0003	-	-	-	-	
LC0004	0.239	0.043	95.5	-0.3	
LC0005	-	-	-	-	
LC0006	-	-	-	-	
LC0007	0.57	0.25	228	8.52	H
LC0008	0.21	0.063	83.9	-1.07	
LC0009	-	-	-	-	
LC0010	-	-	-	-	
LC0011	0.242	0.036	96.7	-0.22	
LC0012	0.282	0.057	113	0.85	
LC0013	0.26	0.046	104	0.26	
LC0014	0.261	0.052	104	0.29	
LC0015	0.273	0.017	109	0.61	
LC0016	0.276	0.01	110	0.69	
LC0017	-	-	-	-	
LC0018	-	-	-	-	
LC0019	0.256	0.077	102	0.15	
LC0020	0.202	0.08	80.7	-1.28	
LC0021	-	-	-	-	
LC0022	0.251	0.0427	100	0.02	
LC0023	0.215	0.007	85.9	-0.94	
LC0024	-	-	-	-	
LC0025	0.279	0.022	112	0.77	
LC0026	0.255	0.076	102	0.13	
LC0027	0.243	0.067	97.1	-0.19	
LC0028	-	-	-	-	
LC0029	0.28	0.092	112	0.79	
LC0030	0.259	0.039	104	0.23	
LC0031	0.249	0.036	99.5	-0.03	
LC0032	0.275	0.083	110	0.66	
LC0033	0.2556	0.0067	102	0.14	
LC0034	0.22	0.084	87.9	-0.81	
LC0035	0.25	0.05	99.9	-0.01	
LC0036	0.25	0.038	99.9	-0.01	
LC0037	0.233	0.047	93.1	-0.46	
LC0038	0.5497	0.1649	220	7.98	H

**Characteristics of parameter**

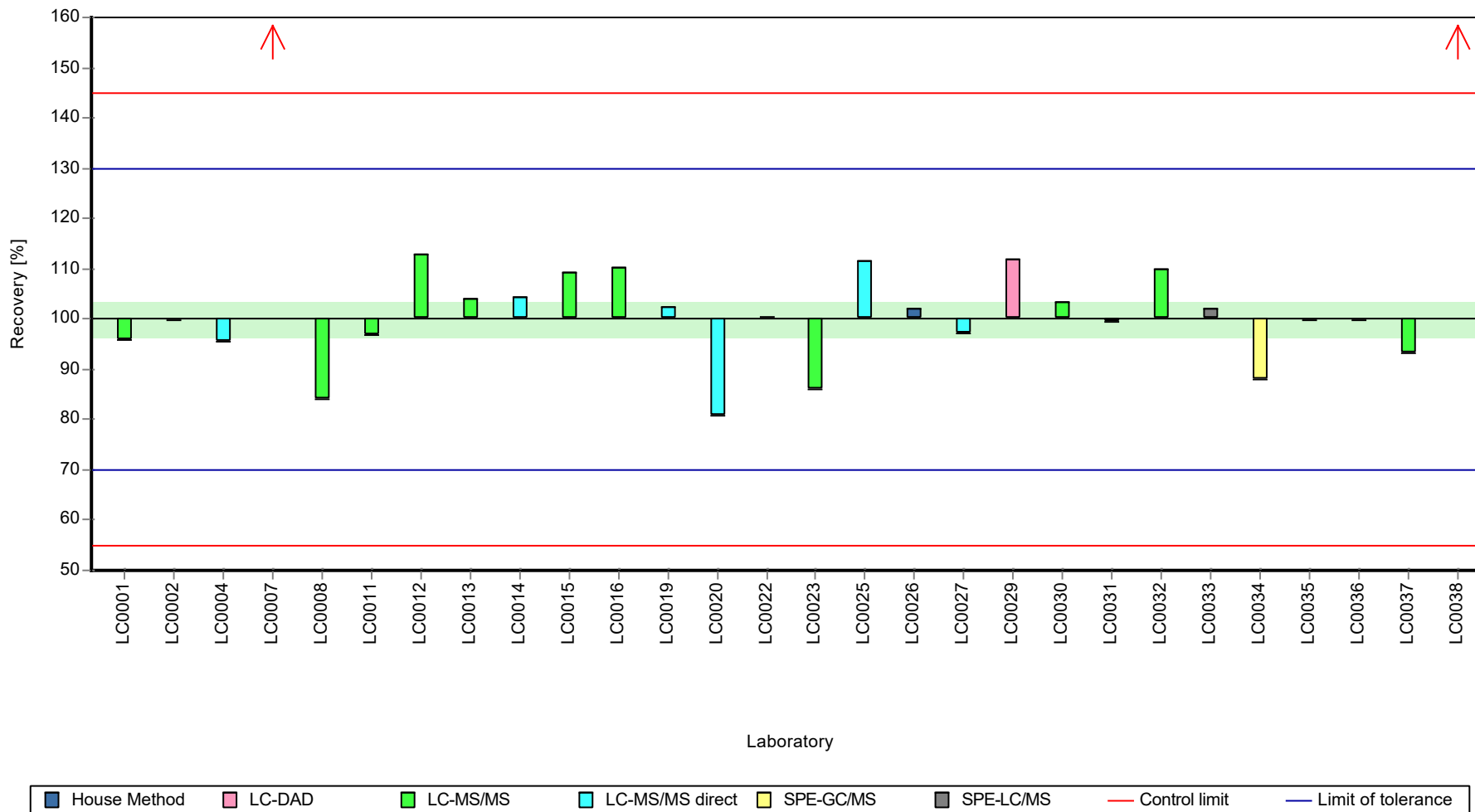
	all results	without outliers	Unit
Mean ± CI (99%)	0.272 ± 0.0475	0.25 ± 0.0127	µg/l
Minimum	0.202	0.202	µg/l
Maximum	0.57	0.282	µg/l
Standard deviation	0.0839	0.0216	µg/l
rel. standard deviation	30.8	8.62	%
n	28	26	-

Graphical presentation of results

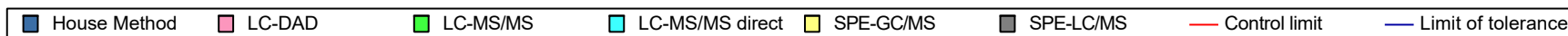
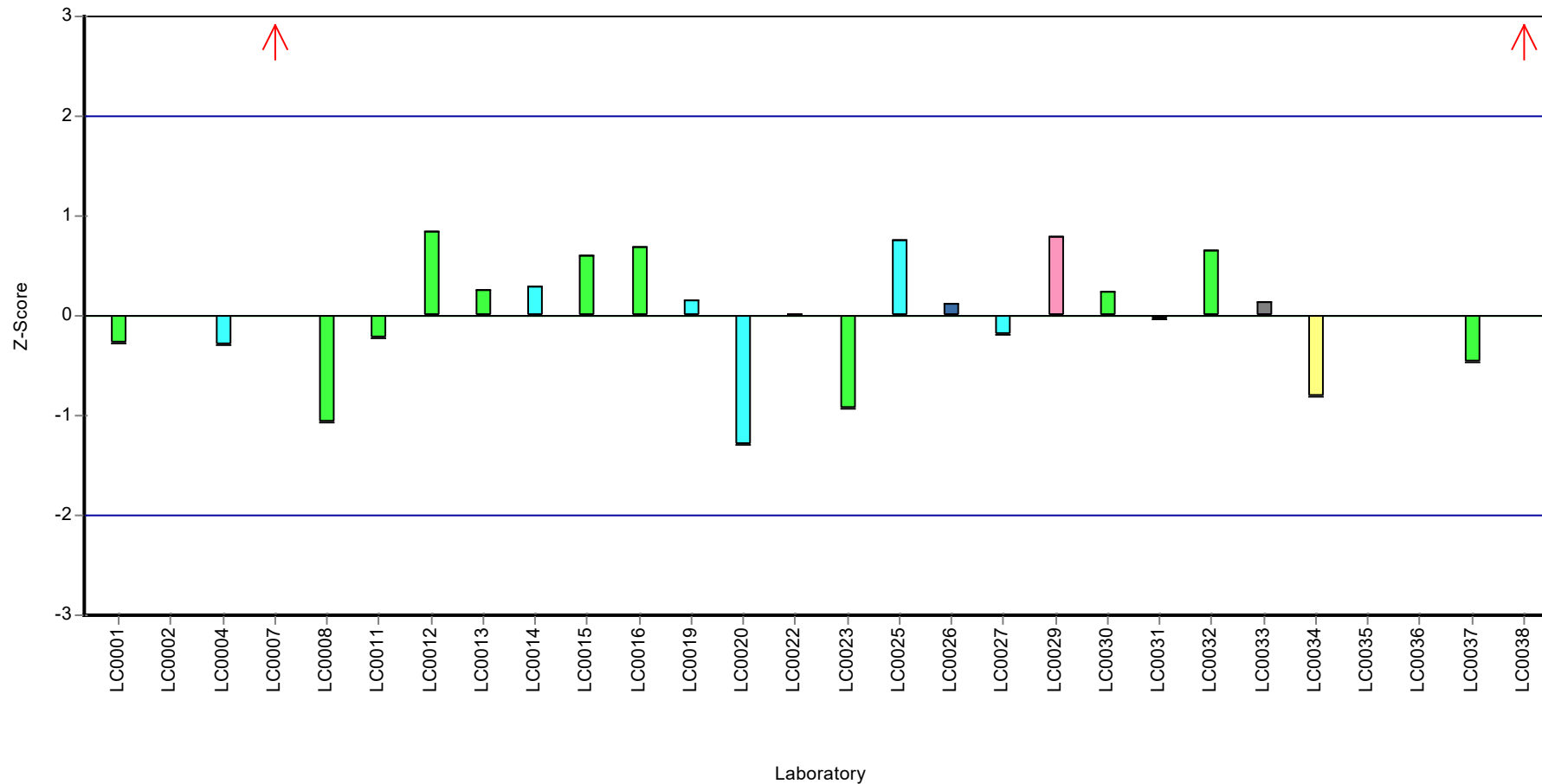
Results



Recovery rate



Z-score



## Parameter oriented report

### H110 B

#### Bentazone

Unit	µg/l
Assigned value ± U (k=2)	0.498 ± 0.0158
Criterion	0.0747 (15 %)
Minimum - Maximum	0.433 - 0.576
Control test value ± U (k=2)	0.498 ± 0.0747

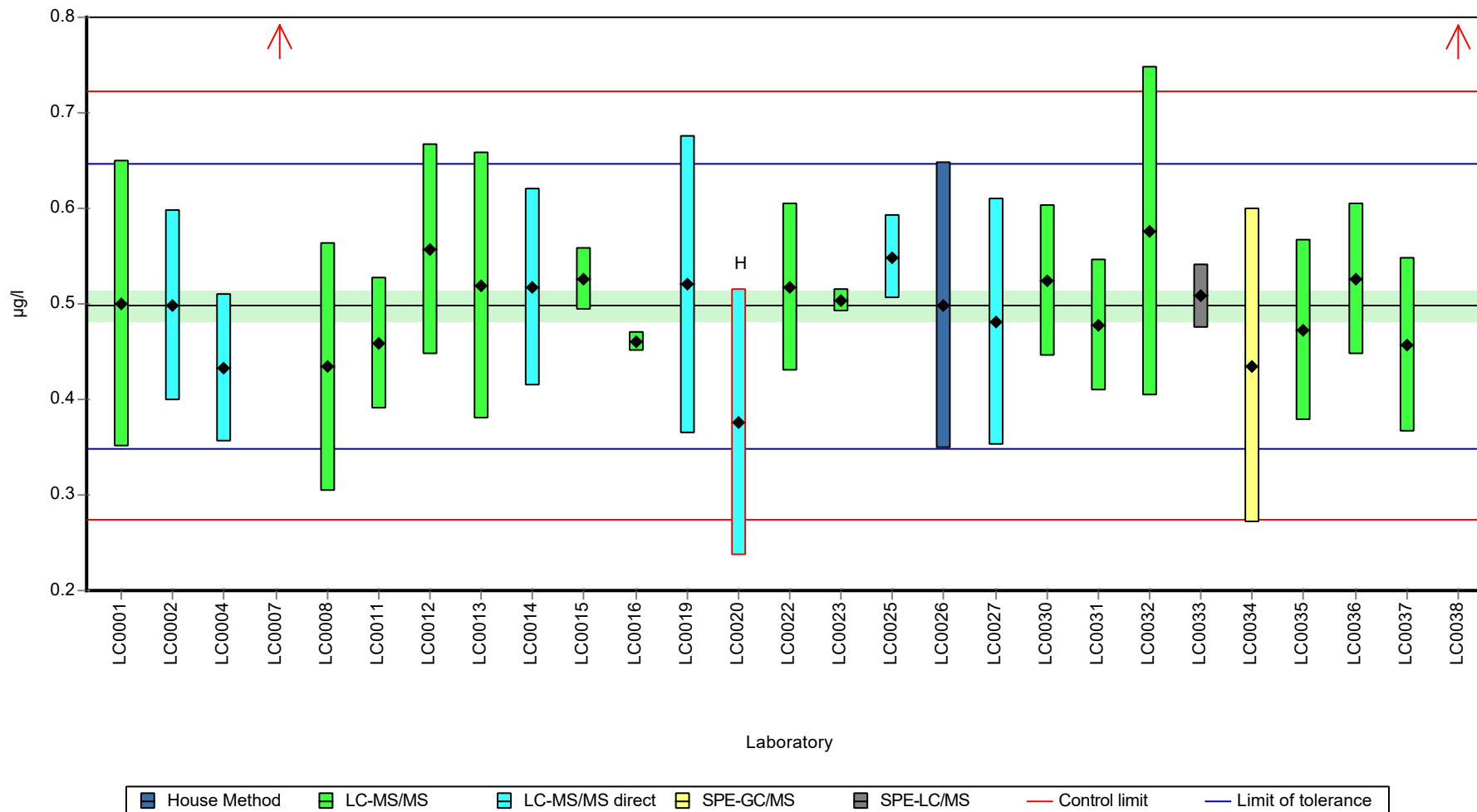
Labcode	Result	± U	Recovery [%]	z-score	Comments
LC0001	0.5	0.15	100	0.03	
LC0002	0.499	0.1	100	0.01	
LC0003	-	-	-	-	
LC0004	0.433	0.078	87	-0.87	
LC0005	-	-	-	-	
LC0006	-	-	-	-	
LC0007	1.01	0.44	203	6.86	H
LC0008	0.434	0.13	87.2	-0.86	
LC0009	-	-	-	-	
LC0010	-	-	-	-	
LC0011	0.459	0.069	92.2	-0.52	
LC0012	0.557	0.11	112	0.79	
LC0013	0.519	0.14	104	0.28	
LC0014	0.517	0.103	104	0.26	
LC0015	0.526	0.033	106	0.38	
LC0016	0.46	0.01	92.4	-0.51	
LC0017	-	-	-	-	
LC0018	-	-	-	-	
LC0019	0.52	0.156	104	0.3	
LC0020	0.376	0.14	75.5	-1.63	H
LC0021	-	-	-	-	
LC0022	0.517	0.0879	104	0.26	
LC0023	0.503	0.012	101	0.07	
LC0024	-	-	-	-	
LC0025	0.549	0.044	110	0.68	
LC0026	0.499	0.15	100	0.01	
LC0027	0.481	0.13	96.6	-0.23	
LC0028	-	-	-	-	
LC0029	-	-	-	-	
LC0030	0.524	0.079	105	0.35	
LC0031	0.478	0.069	96	-0.27	
LC0032	0.576	0.172	116	1.05	
LC0033	0.5082	0.034	102	0.14	
LC0034	0.435	0.165	87.4	-0.84	
LC0035	0.473	0.095	95	-0.33	
LC0036	0.526	0.079	106	0.38	
LC0037	0.457	0.091	91.8	-0.55	
LC0038	1.5427	0.4628	310	14	H

**Characteristics of parameter**

	all results	without outliers	Unit
Mean ± CI (99%)	0.551 ± 0.13	0.498 ± 0.0237	µg/l
Minimum	0.376	0.433	µg/l
Maximum	1.54	0.576	µg/l
Standard deviation	0.226	0.0387	µg/l
rel. standard deviation	41	7.77	%
n	27	24	-

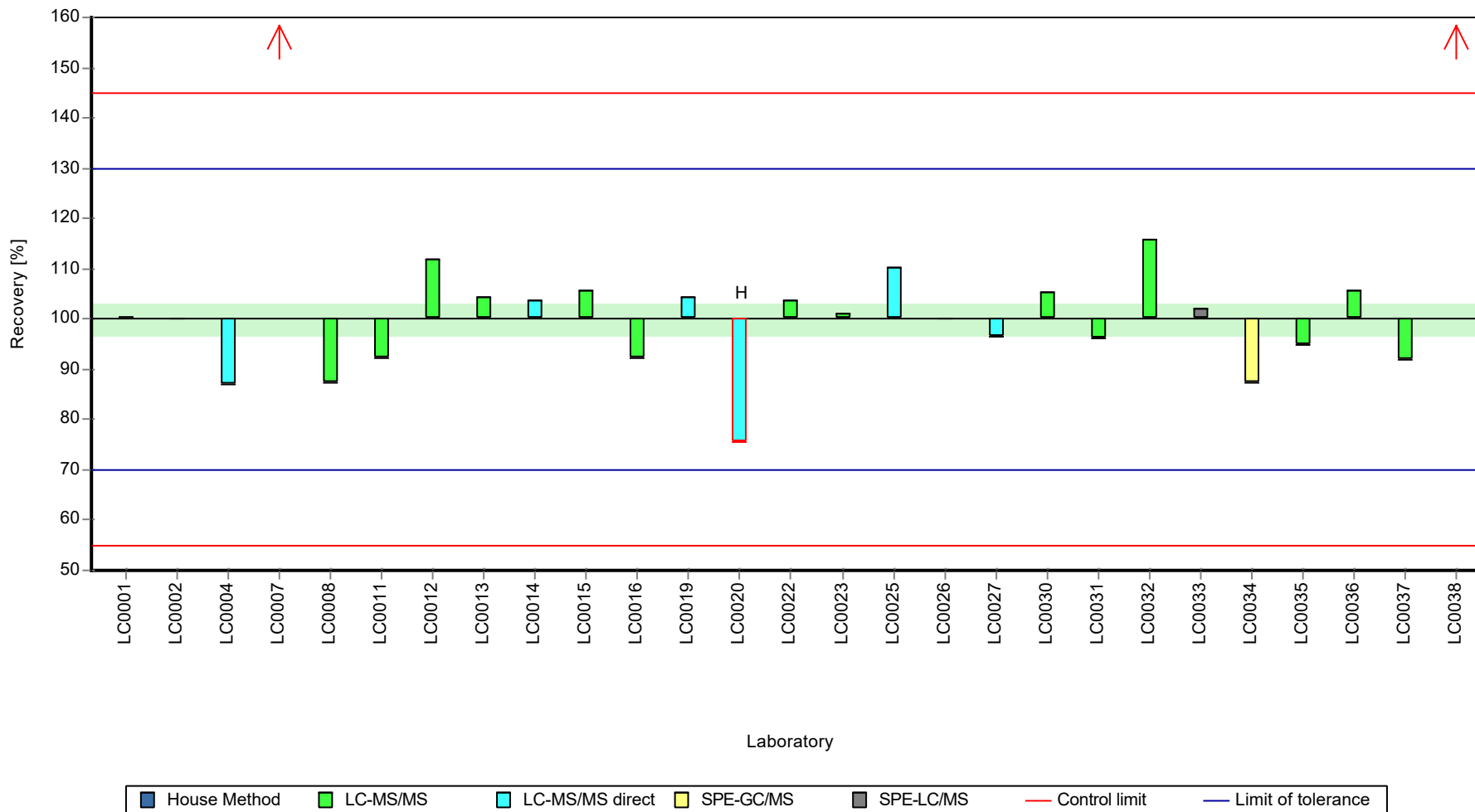
Graphical presentation of results

Results

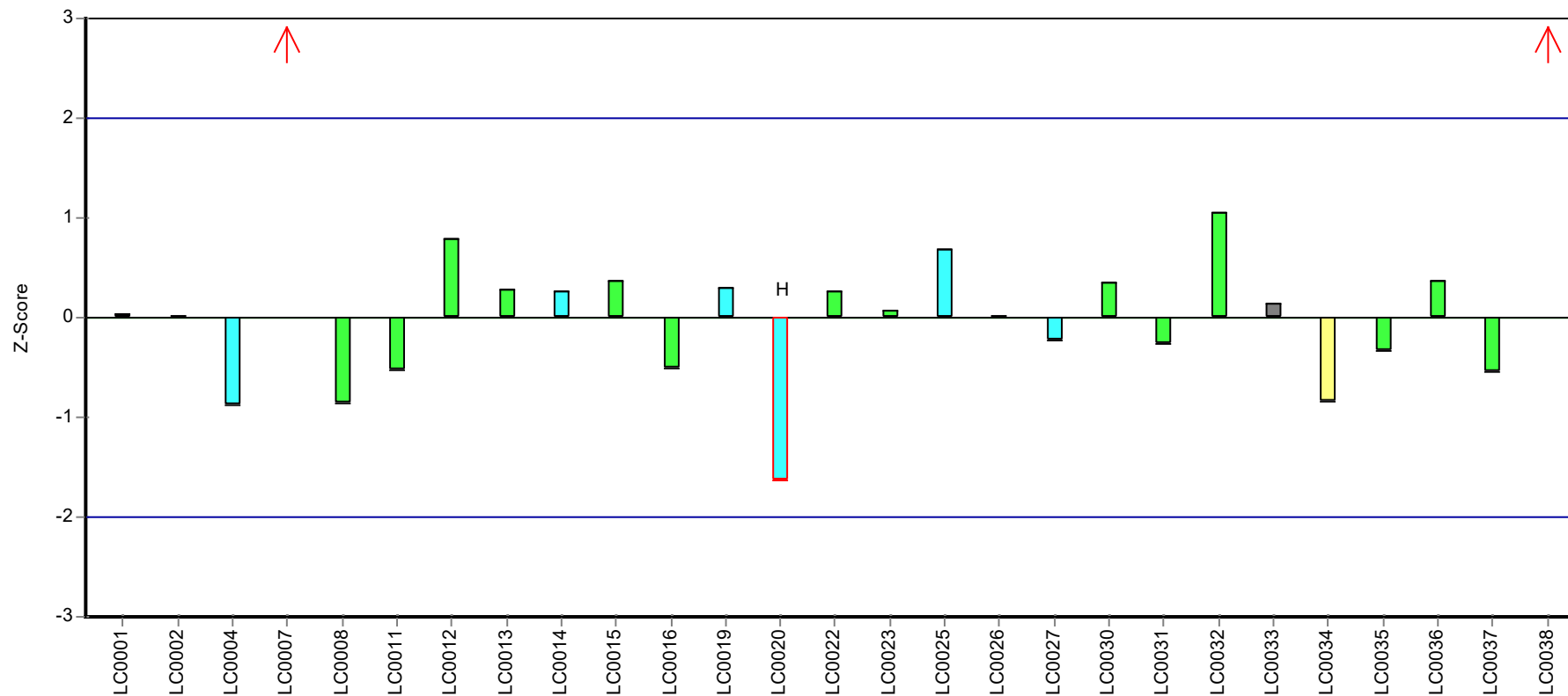




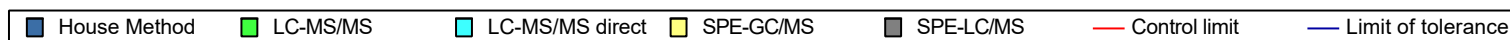
Recovery rate



Z-score



Laboratory



## Parameter oriented report

### H110 A

#### \*\*Chlorothalonil Metabolite R611965 (3-carbamyl-2,4,5-trichlorobenzoic acid)

Unit	µg/l
Assigned value ± U (k=2)	0.654 ± 0.0615
Criterion	0.0785 (12 %)
Minimum - Maximum	0.579 - 0.791
Control test value ± U (k=2)	0.644 ± 0.161

Labcode	Result	± U	Recovery [%]	z-score	Comments
LC0001	-	-	-	-	
LC0002	-	-	-	-	
LC0003	-	-	-	-	
LC0004	0.681	0.123	104	0.34	
LC0005	-	-	-	-	
LC0006	-	-	-	-	
LC0007	-	-	-	-	
LC0008	0.579	0.174	88.5	-0.96	
LC0009	-	-	-	-	
LC0010	0.632	0.19	96.6	-0.28	
LC0011	-	-	-	-	
LC0012	703	0.068	107000	8950	H
LC0013	-	-	-	-	
LC0014	0.604	0.121	92.4	-0.64	
LC0015	-	-	-	-	
LC0016	-	-	-	-	
LC0017	-	-	-	-	
LC0018	-	-	-	-	
LC0019	-	-	-	-	
LC0020	-	-	-	-	
LC0021	-	-	-	-	
LC0022	0.791	0.198	121	1.75	
LC0023	-	-	-	-	
LC0024	-	-	-	-	
LC0025	-	-	-	-	
LC0026	-	-	-	-	
LC0027	-	-	-	-	
LC0028	-	-	-	-	
LC0029	-	-	-	-	
LC0030	-	-	-	-	
LC0031	0.637	0.189	97.4	-0.22	
LC0032	-	-	-	-	
LC0033	-	-	-	-	
LC0034	-	-	-	-	
LC0035	-	-	-	-	
LC0036	-	-	-	-	
LC0037	-	-	-	-	
LC0038	-	-	-	-	

Parameter oriented report Pesticides H110

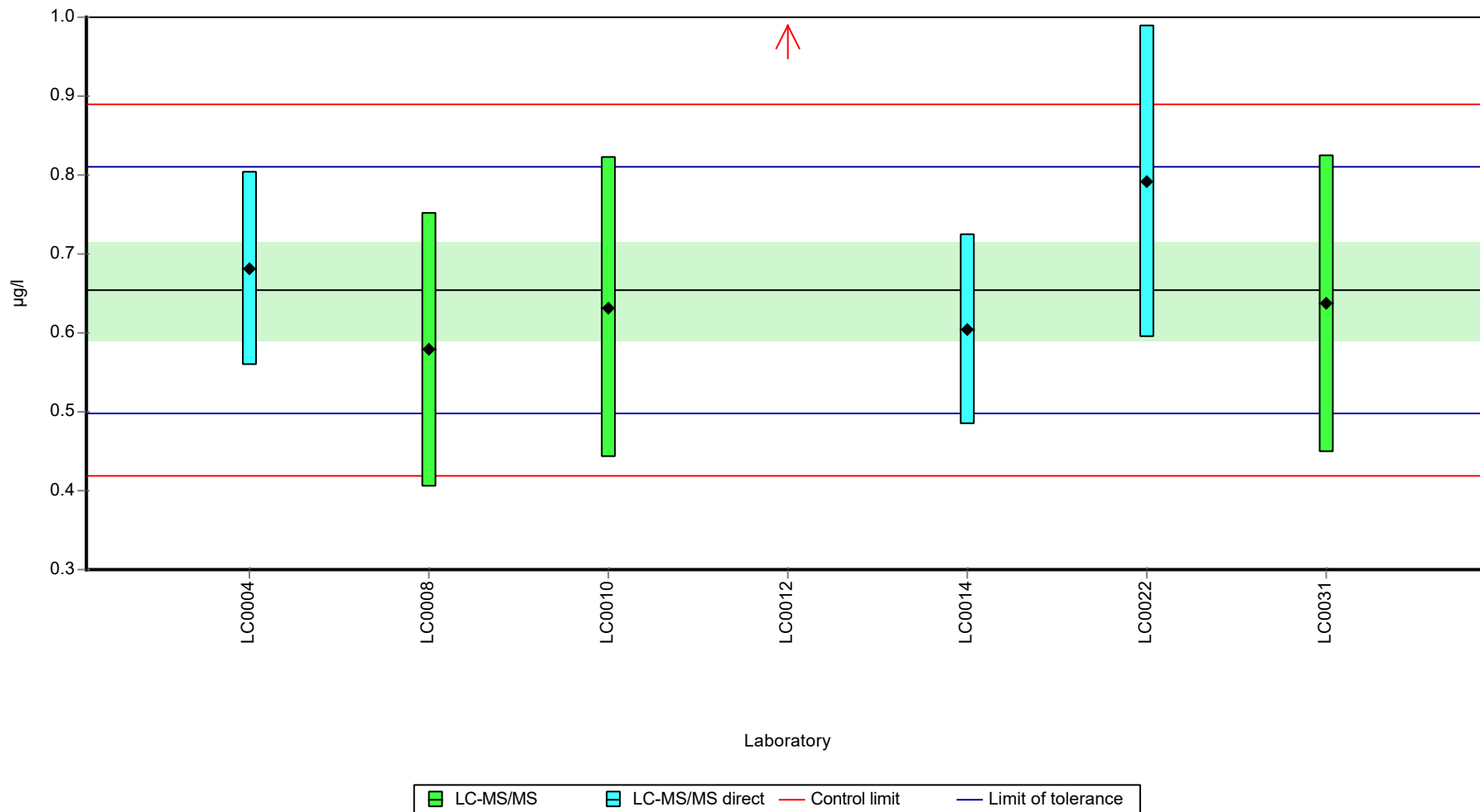
Sample: H110A, Parameter: Chlorothalonil Metabolite  
R611965 (3-carbamyl-2,4,5-trichlorobenzoic acid)

**Characteristics of parameter**

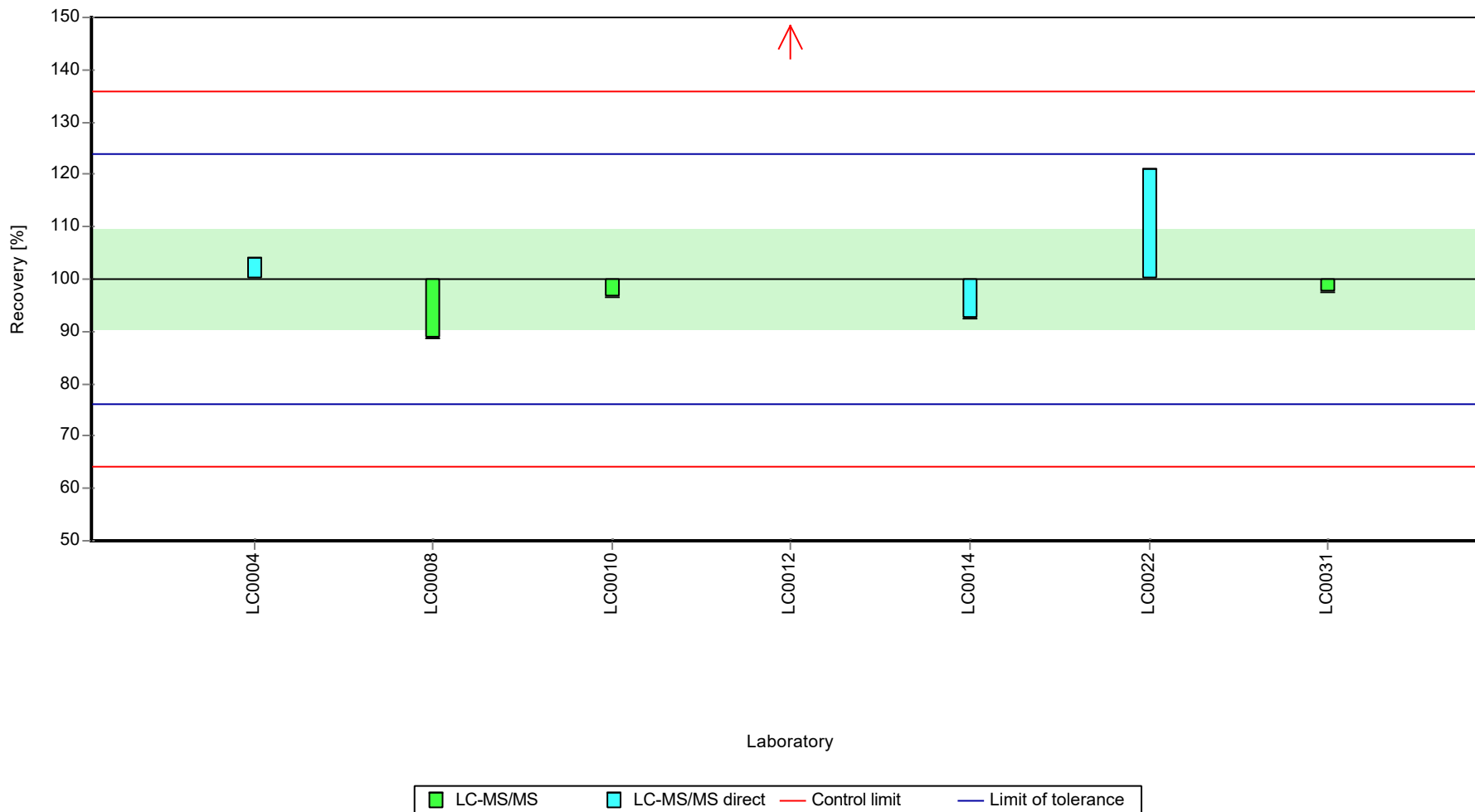
	all results	without outliers	Unit
Mean ± CI (99%)	101 ± 301	0.654 ± 0.0923	µg/l
Minimum	0.579	0.579	µg/l
Maximum	703	0.791	µg/l
Standard deviation	265	0.0754	µg/l
rel. standard deviation	263	11.5	%
n	7	6	-

Graphical presentation of results

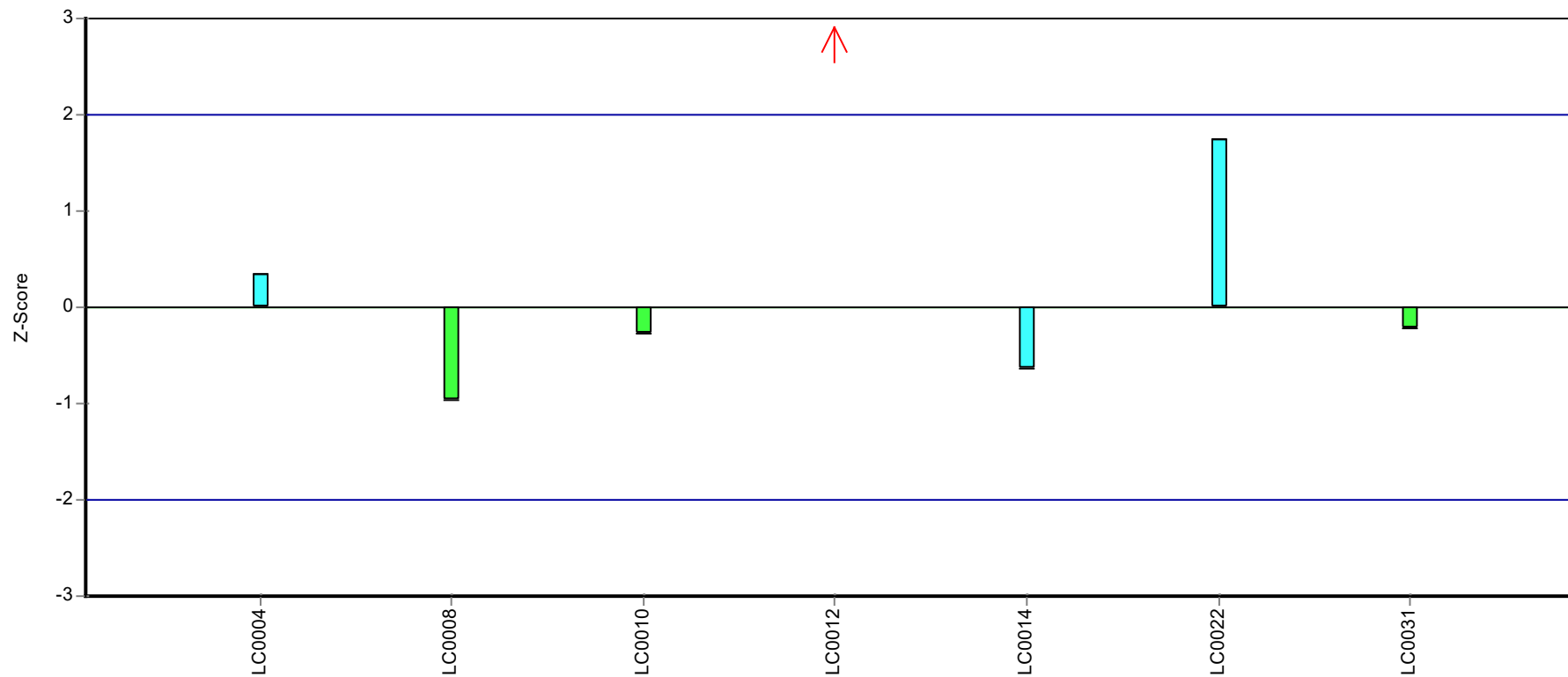
Results



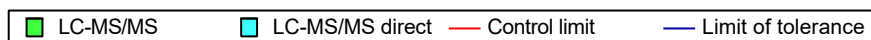
Recovery rate



Z-score



Laboratory



## Parameter oriented report

### H110 B

#### \*\*Chlorothalonil Metabolite R611965 (3-carbamyl-2,4,5-trichlorobenzoic acid)

Unit	µg/l
Assigned value ± U (k=2)	0.253 ± 0.0187
Criterion	0.023 (9.1 %)
Minimum - Maximum	0.232 - 0.283
Control test value ± U (k=2)	0.252 ± 0.063

Labcode	Result	± U	Recovery [%]	z-score	Comments
LC0001	-	-	-	-	
LC0002	-	-	-	-	
LC0003	-	-	-	-	
LC0004	0.247	0.044	97.8	-0.25	
LC0005	-	-	-	-	
LC0006	-	-	-	-	
LC0007	-	-	-	-	
LC0008	0.236	0.071	93.4	-0.72	
LC0009	-	-	-	-	
LC0010	0.171	0.051	67.7	-3.55	H
LC0011	-	-	-	-	
LC0012	0.28	0.027	111	1.19	
LC0013	-	-	-	-	
LC0014	0.238	0.048	94.2	-0.64	
LC0015	-	-	-	-	
LC0016	-	-	-	-	
LC0017	-	-	-	-	
LC0018	-	-	-	-	
LC0019	-	-	-	-	
LC0020	-	-	-	-	
LC0021	-	-	-	-	
LC0022	0.283	0.0708	112	1.32	
LC0023	-	-	-	-	
LC0024	-	-	-	-	
LC0025	-	-	-	-	
LC0026	-	-	-	-	
LC0027	-	-	-	-	
LC0028	-	-	-	-	
LC0029	-	-	-	-	
LC0030	-	-	-	-	
LC0031	0.232	0.069	91.8	-0.9	
LC0032	-	-	-	-	
LC0033	-	-	-	-	
LC0034	-	-	-	-	
LC0035	-	-	-	-	
LC0036	-	-	-	-	
LC0037	-	-	-	-	
LC0038	-	-	-	-	



Parameter oriented report Pesticides H110

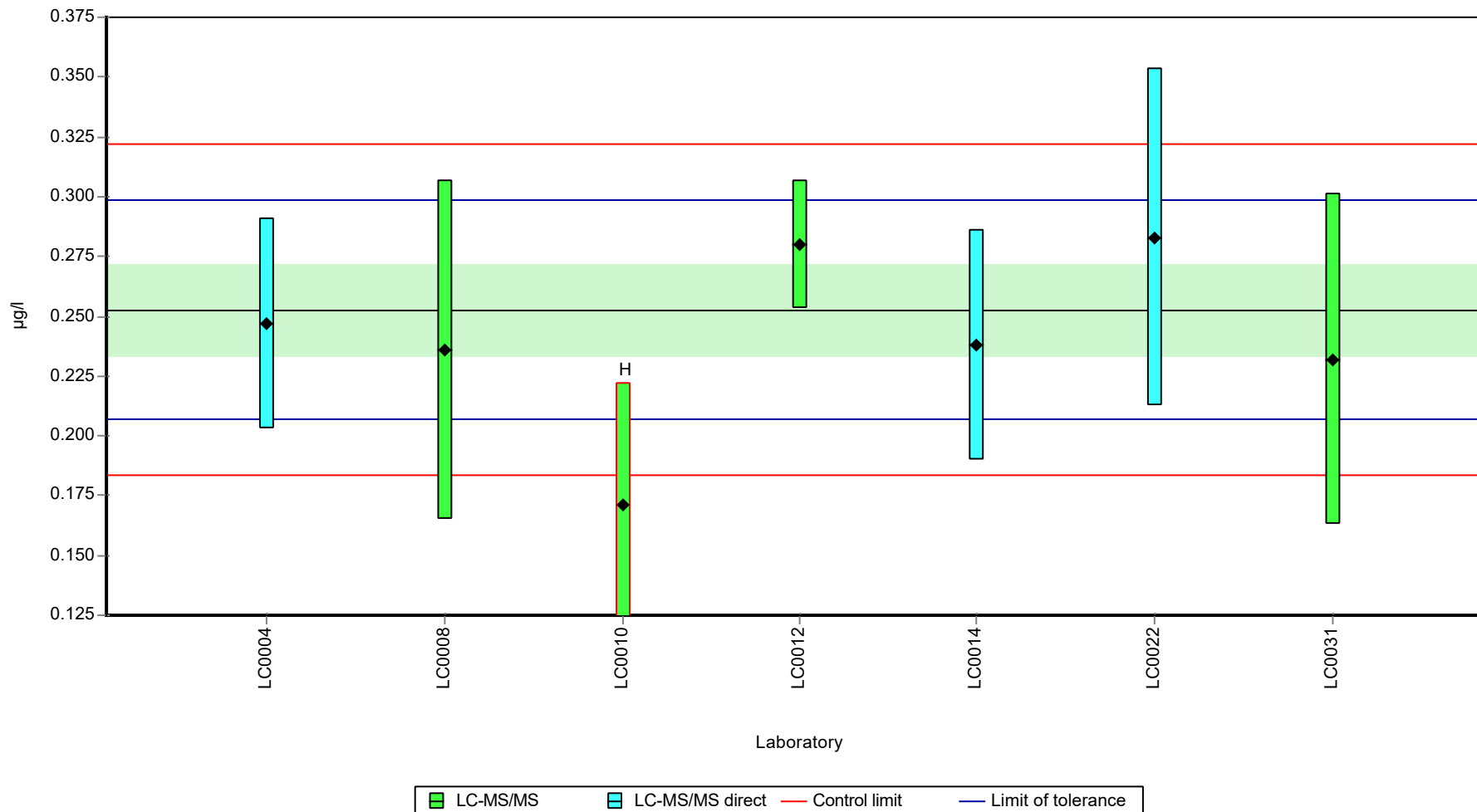
Sample: H110B, Parameter: Chlorothalonil Metabolite  
R611965 (3-carbamyl-2,4,5-trichlorobenzoic acid)

**Characteristics of parameter**

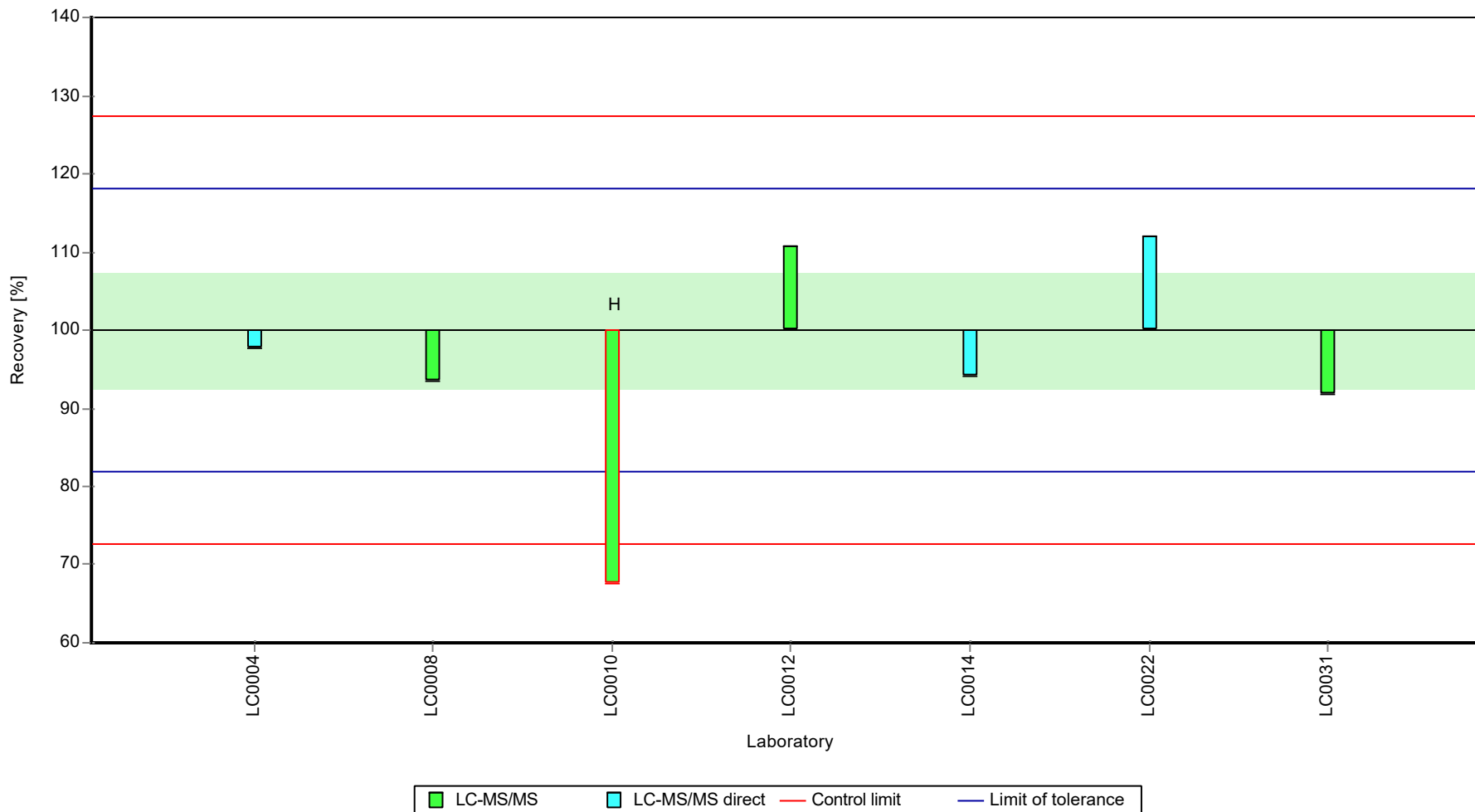
	all results	without outliers	Unit
Mean ± CI (99%)	0.241 ± 0.0423	0.253 ± 0.028	µg/l
Minimum	0.171	0.232	µg/l
Maximum	0.283	0.283	µg/l
Standard deviation	0.0373	0.0229	µg/l
rel. standard deviation	15.5	9.06	%
n	7	6	-

Graphical presentation of results

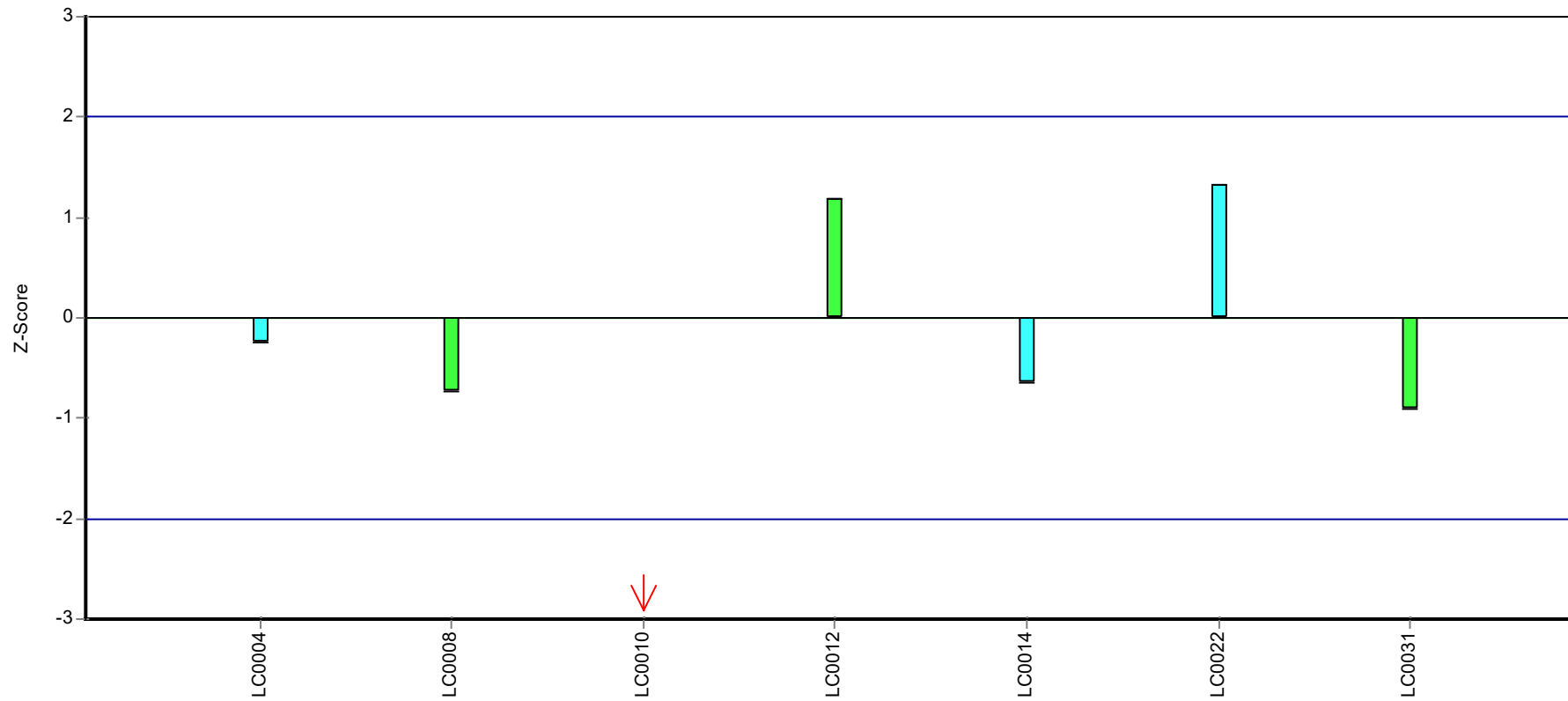
Results



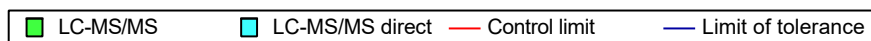
Recovery rate



Z-score



Laboratory



## Parameter oriented report

### H110 A

#### \*\*Chlorothalonil sulfonic acid (Chlorothalonil-ESA)

Unit	µg/l
Assigned value ± U (k=2)	0.514 ± 0.0499
Criterion	0.0875 (17 %)
Minimum - Maximum	0.317 - 0.639
Control test value ± U (k=2)	0.539 ± 0.0809

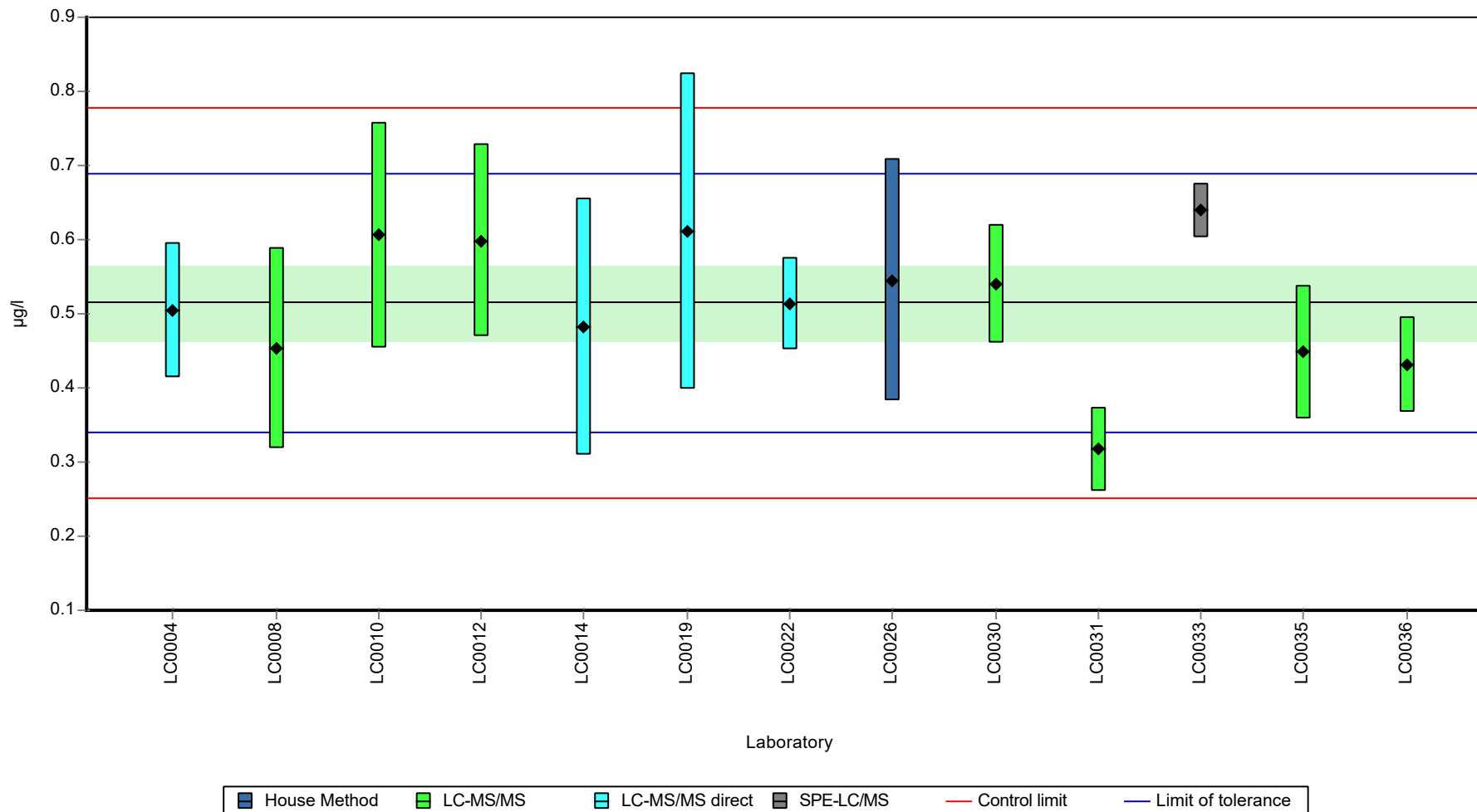
Labcode	Result	± U	Recovery [%]	z-score	Comments
LC0001	-	-	-	-	
LC0002	-	-	-	-	
LC0003	-	-	-	-	
LC0004	0.505	0.091	98.2	-0.11	
LC0005	-	-	-	-	
LC0006	-	-	-	-	
LC0007	-	-	-	-	
LC0008	0.453	0.136	88.1	-0.7	
LC0009	-	-	-	-	
LC0010	0.606	0.152	118	1.05	
LC0011	-	-	-	-	
LC0012	0.598	0.13	116	0.95	
LC0013	-	-	-	-	
LC0014	0.482	0.174	93.7	-0.37	
LC0015	-	-	-	-	
LC0016	-	-	-	-	
LC0017	-	-	-	-	
LC0018	-	-	-	-	
LC0019	0.611	0.214	119	1.1	
LC0020	-	-	-	-	
LC0021	-	-	-	-	
LC0022	0.513	0.0615	99.7	-0.02	
LC0023	-	-	-	-	
LC0024	-	-	-	-	
LC0025	-	-	-	-	
LC0026	0.545	0.163	106	0.35	
LC0027	-	-	-	-	
LC0028	-	-	-	-	
LC0029	-	-	-	-	
LC0030	0.54	0.081	105	0.29	
LC0031	0.317	0.057	61.6	-2.26	
LC0032	-	-	-	-	
LC0033	0.6391	0.0374	124	1.43	
LC0034	-	-	-	-	
LC0035	0.448	0.09	87.1	-0.76	
LC0036	0.431	0.065	83.8	-0.95	
LC0037	-	-	-	-	
LC0038	-	-	-	-	

**Characteristics of parameter**

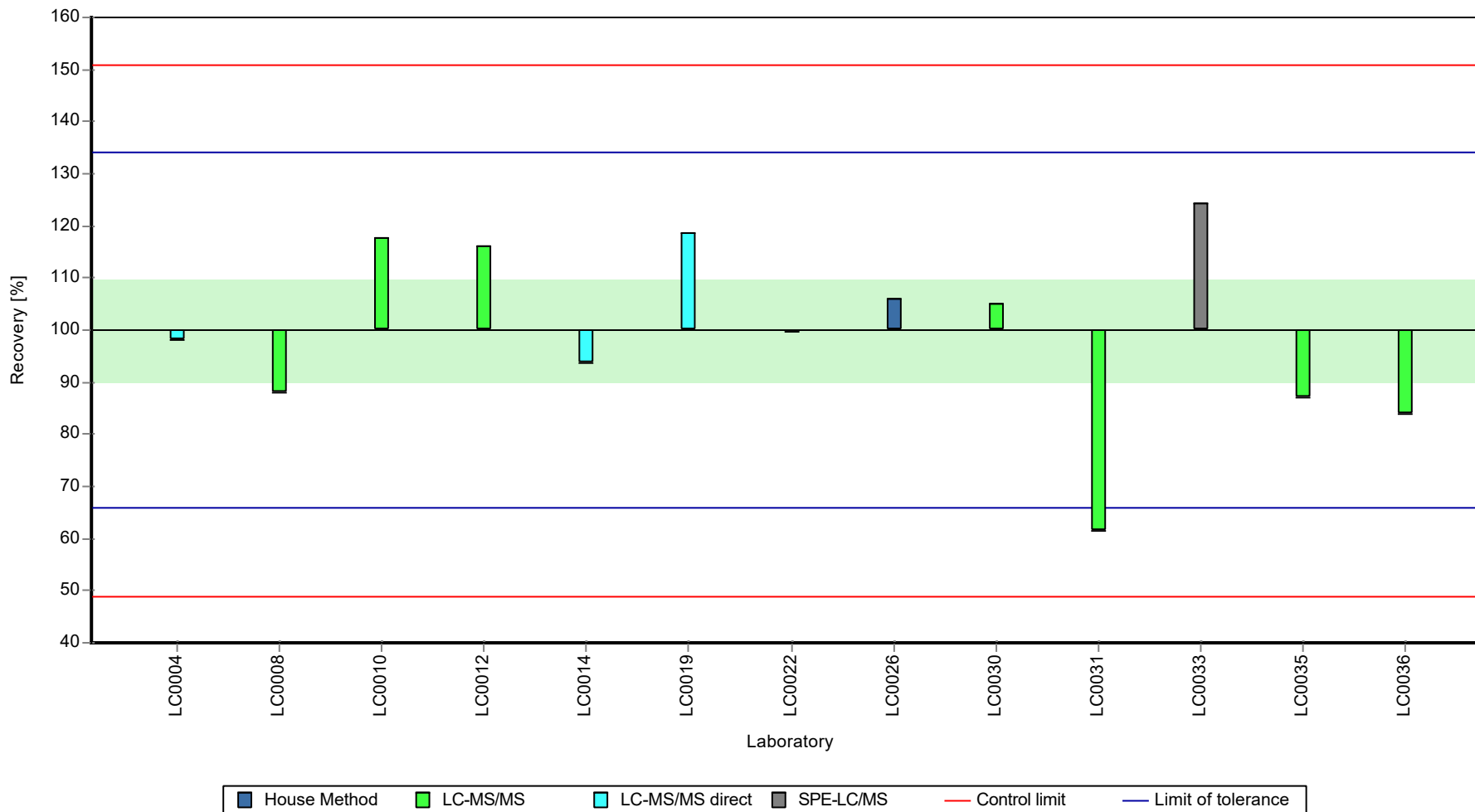
	all results	without outliers	Unit
Mean ± CI (99%)	0.514 ± 0.0748	0.514 ± 0.0748	µg/l
Minimum	0.317	0.317	µg/l
Maximum	0.639	0.639	µg/l
Standard deviation	0.09	0.09	µg/l
rel. standard deviation	17.5	17.5	%
n	13	13	-

Graphical presentation of results

Results

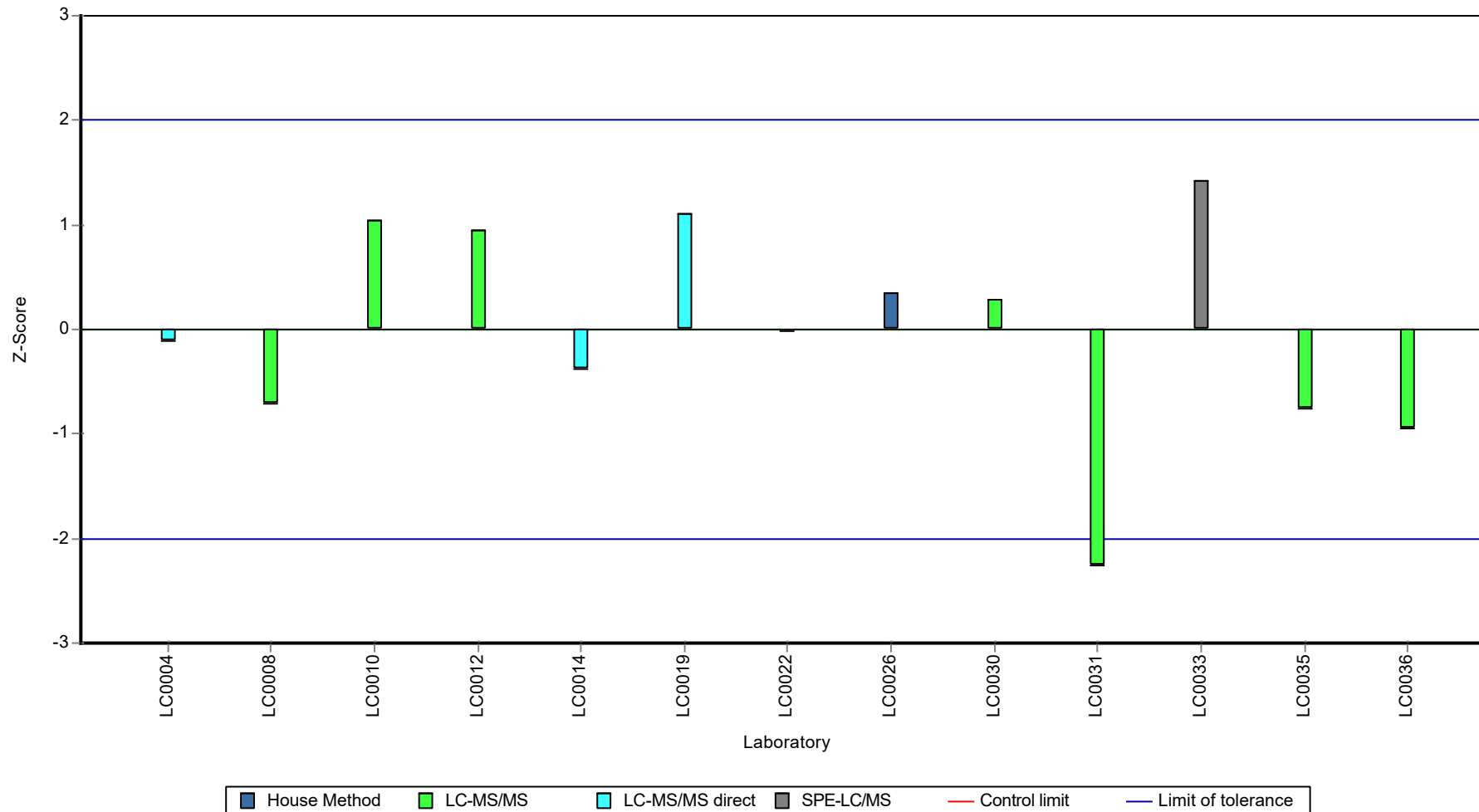


Recovery rate





Z-score



## Parameter oriented report

### H110 B

#### \*\*Chlorothalonil sulfonic acid (Chlorothalonil-ESA)

Unit	µg/l
Assigned value ± U (k=2)	0.186 ± 0.0187
Criterion	0.0334 (18 %)
Minimum - Maximum	0.12 - 0.249
Control test value ± U (k=2)	0.153 ± 0.023

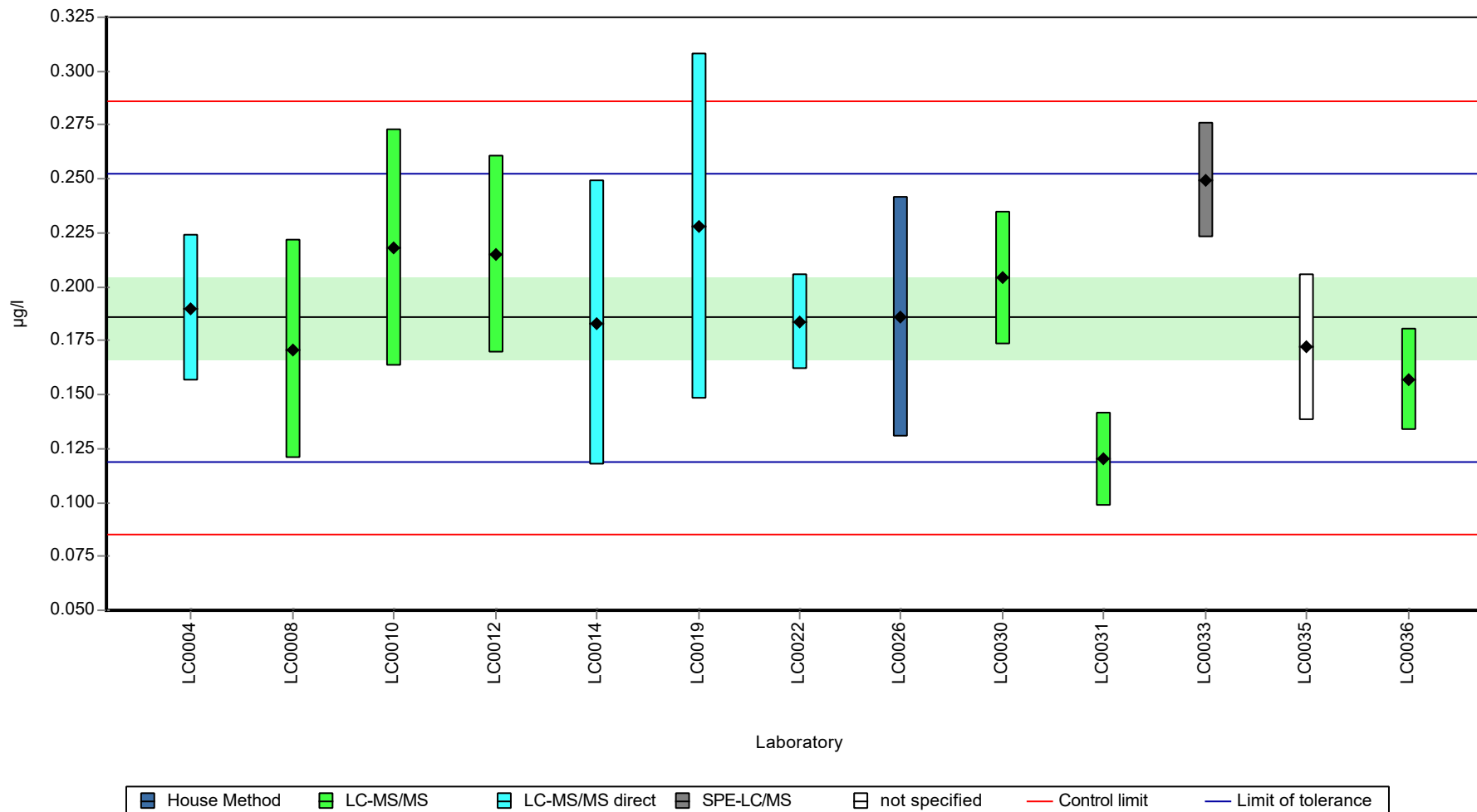
Labcode	Result	± U	Recovery [%]	z-score	Comments
LC0001	-	-	-	-	
LC0002	-	-	-	-	
LC0003	-	-	-	-	
LC0004	0.19	0.034	102	0.13	
LC0005	-	-	-	-	
LC0006	-	-	-	-	
LC0007	-	-	-	-	
LC0008	0.171	0.051	92.1	-0.44	
LC0009	-	-	-	-	
LC0010	0.218	0.055	117	0.97	
LC0011	-	-	-	-	
LC0012	0.215	0.046	116	0.88	
LC0013	-	-	-	-	
LC0014	0.183	0.066	98.6	-0.08	
LC0015	-	-	-	-	
LC0016	-	-	-	-	
LC0017	-	-	-	-	
LC0018	-	-	-	-	
LC0019	0.228	0.08	123	1.27	
LC0020	-	-	-	-	
LC0021	-	-	-	-	
LC0022	0.184	0.0221	99.1	-0.05	
LC0023	-	-	-	-	
LC0024	-	-	-	-	
LC0025	-	-	-	-	
LC0026	0.186	0.056	100	0.01	
LC0027	-	-	-	-	
LC0028	-	-	-	-	
LC0029	-	-	-	-	
LC0030	0.204	0.031	110	0.55	
LC0031	0.12	0.022	64.6	-1.96	
LC0032	-	-	-	-	
LC0033	0.2494	0.0269	134	1.91	
LC0034	-	-	-	-	
LC0035	0.172	0.034	92.7	-0.41	
LC0036	0.157	0.024	84.6	-0.86	
LC0037	-	-	-	-	
LC0038	-	-	-	-	

**Characteristics of parameter**

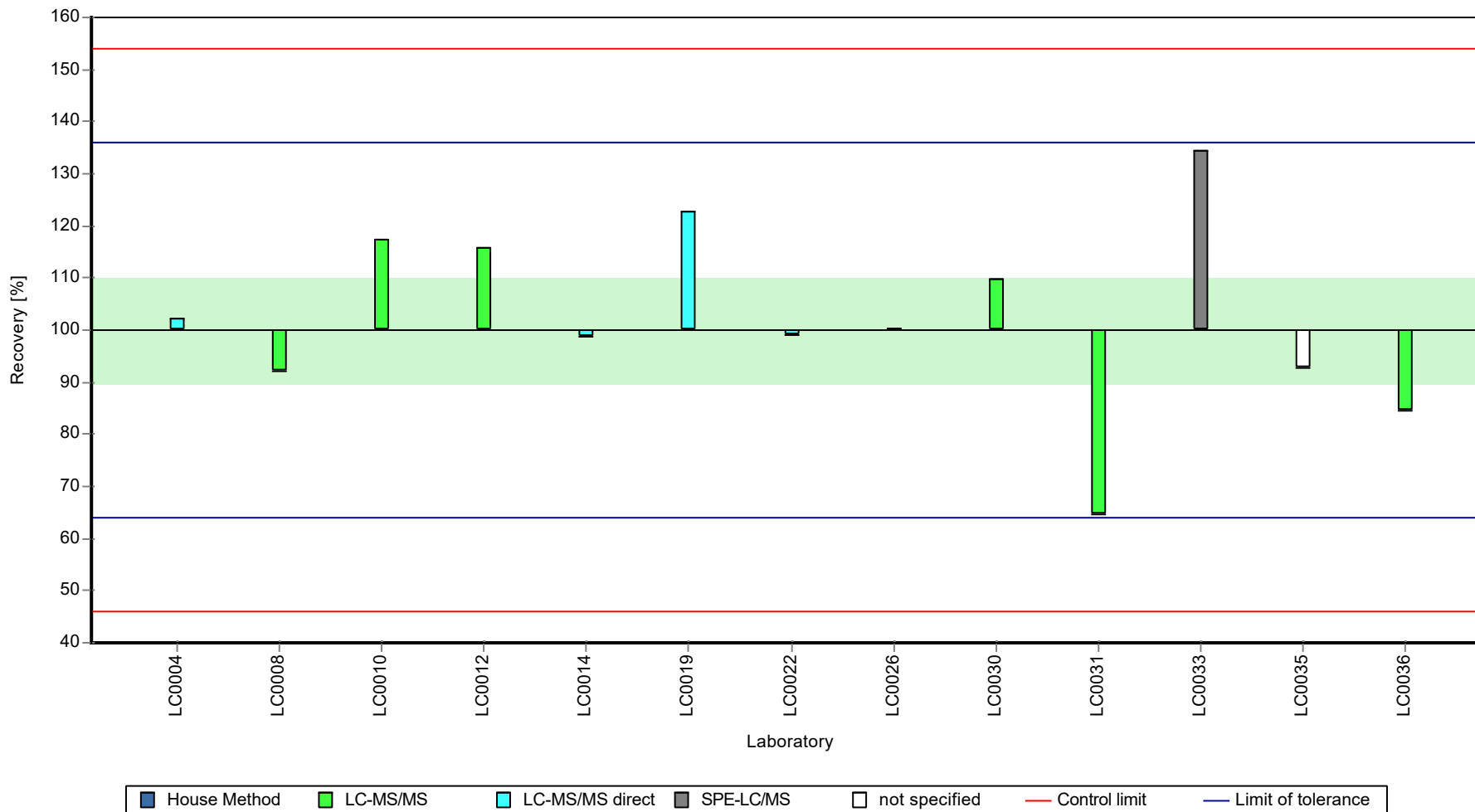
	all results	without outliers	Unit
Mean ± CI (99%)	0.191 ± 0.0278	0.191 ± 0.0278	µg/l
Minimum	0.12	0.12	µg/l
Maximum	0.249	0.249	µg/l
Standard deviation	0.0334	0.0334	µg/l
rel. standard deviation	17.5	17.5	%
n	13	13	-

Graphical presentation of results

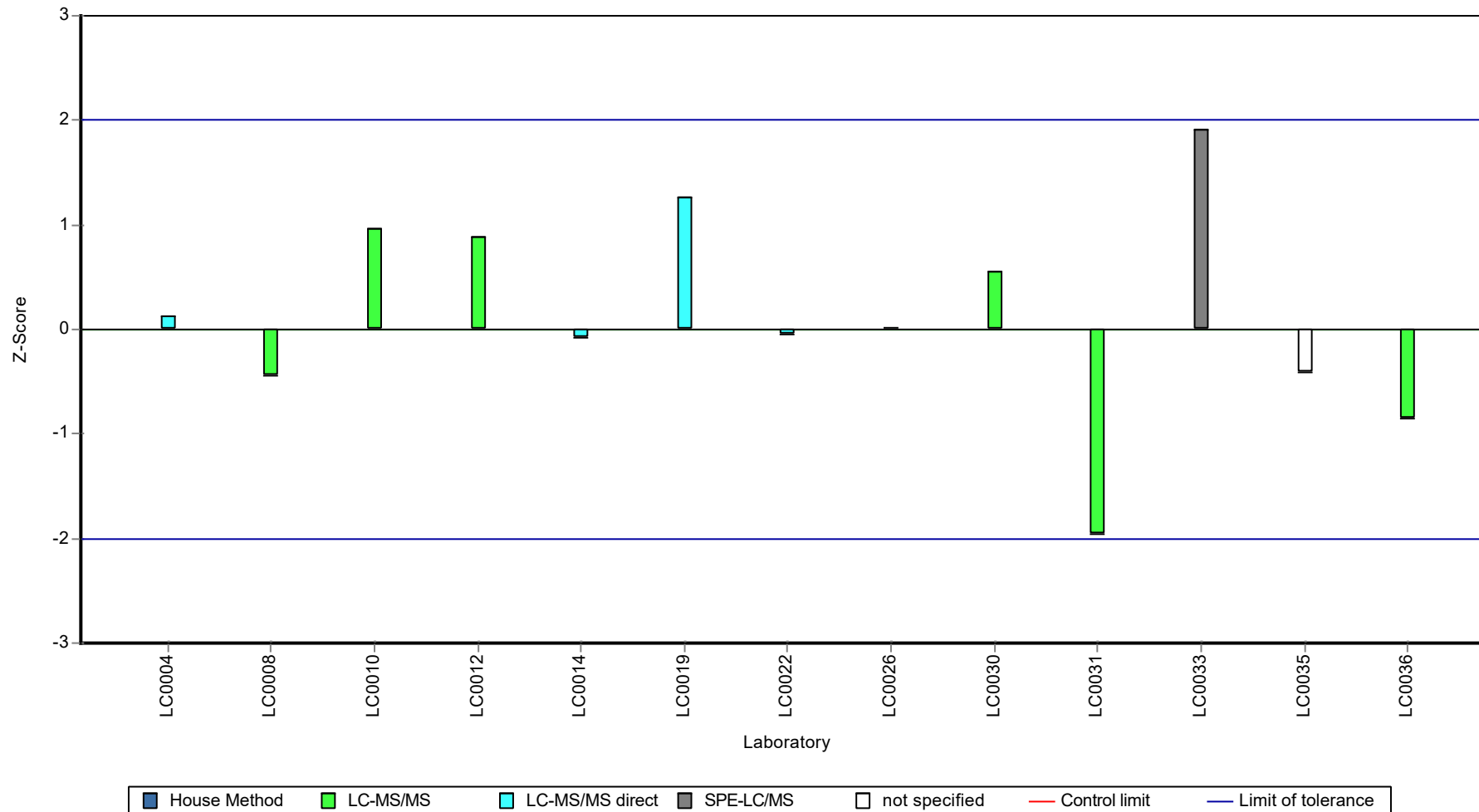
Results



Recovery rate



Z-score



## Parameter oriented report

### H110 A

#### Dicamba

Unit	µg/l
Assigned value ± U (k=2)	0.441 ± 0.0329
Criterion	0.0882 (20 %)
Minimum - Maximum	0.294 - 0.558
Control test value ± U (k=2)	0.444 ± 0.0666

Labcode	Result	± U	Recovery [%]	z-score	Comments
LC0001	-	-	-	-	
LC0002	-	-	-	-	
LC0003	-	-	-	-	
LC0004	-	-	-	-	
LC0005	-	-	-	-	
LC0006	-	-	-	-	
LC0007	-	-	-	-	
LC0008	0.436	0.131	98.9	-0.06	
LC0009	-	-	-	-	
LC0010	-	-	-	-	
LC0011	0.389	0.058	88.2	-0.59	
LC0012	0.558	0.12	127	1.33	
LC0013	-	-	-	-	
LC0014	0.666	0.133	151	2.55	H
LC0015	-	-	-	-	
LC0016	0.447	0.01	101	0.07	
LC0017	-	-	-	-	
LC0018	-	-	-	-	
LC0019	-	-	-	-	
LC0020	0.294	0.13	66.7	-1.67	
LC0021	-	-	-	-	
LC0022	0.493	0.0641	112	0.59	
LC0023	0.392	0.019	88.9	-0.56	
LC0024	-	-	-	-	
LC0025	0.5	0.1	113	0.67	
LC0026	-	-	-	-	
LC0027	0.477	0.14	108	0.41	
LC0028	-	-	-	-	
LC0029	0.478	0.157	108	0.42	
LC0030	-	-	-	-	
LC0031	0.468	0.157	106	0.31	
LC0032	0.518	0.155	117	0.87	
LC0033	-	-	-	-	
LC0034	0.371	0.111	84.1	-0.79	
LC0035	0.428	0.15	97.1	-0.15	
LC0036	0.448	0.067	102	0.08	
LC0037	0.467	0.093	106	0.29	
LC0038	0.3323	0.09968	75.4	-1.23	

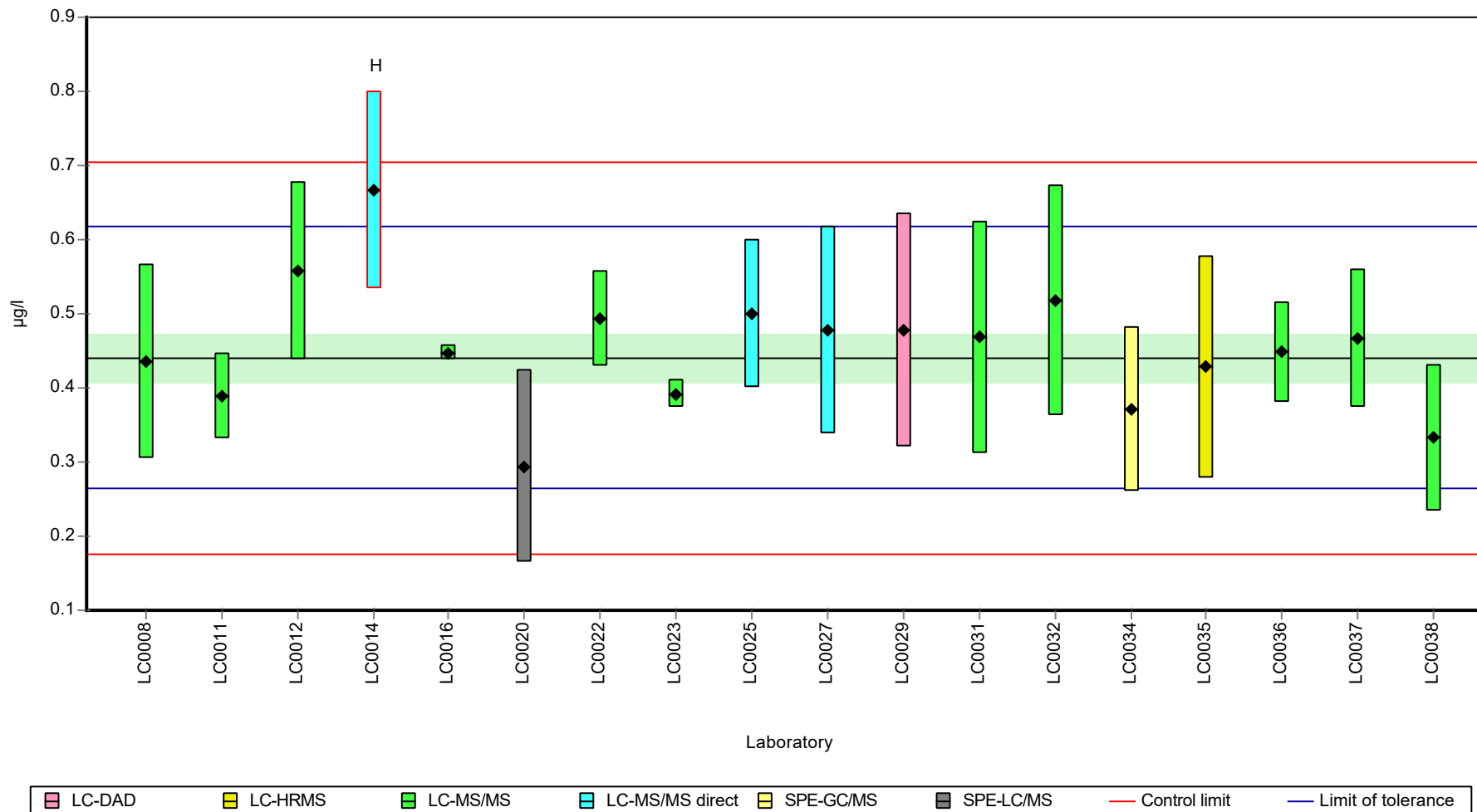
**Characteristics of parameter**

	all results	without outliers	Unit
Mean ± CI (99%)	0.453 ± 0.0598	0.441 ± 0.0493	µg/l
Minimum	0.294	0.294	µg/l
Maximum	0.666	0.558	µg/l
Standard deviation	0.0845	0.0678	µg/l
rel. standard deviation	18.6	15.4	%
n	18	17	-

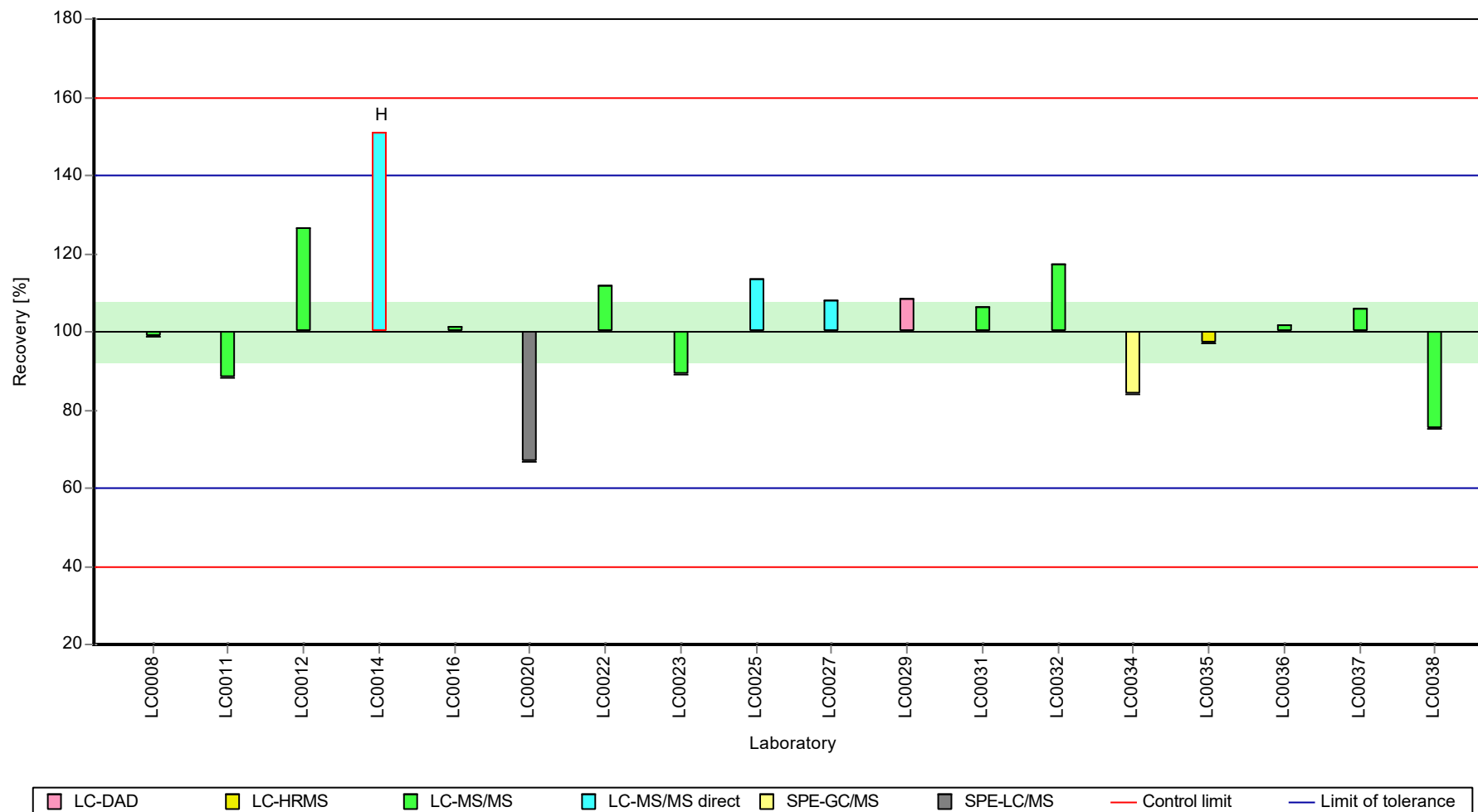


Graphical presentation of results

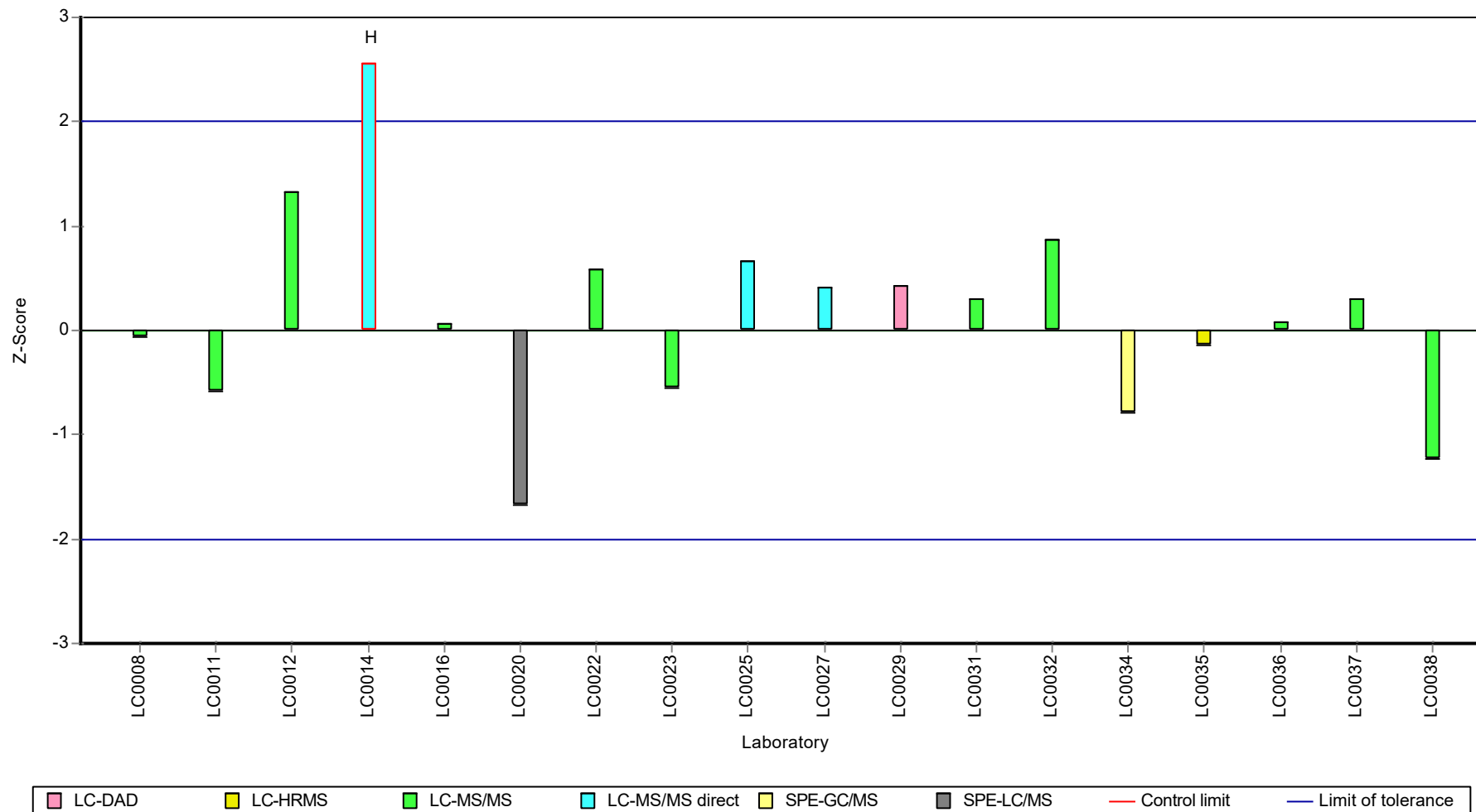
Results



Recovery rate



Z-score



## Parameter oriented report

### H110 B

#### Dicamba

Unit	µg/l
Assigned value ± U (k=2)	0.487 ± 0.0444
Criterion	0.0973 (20 %)
Minimum - Maximum	0.316 - 0.664
Control test value ± U (k=2)	0.472 ± 0.0708

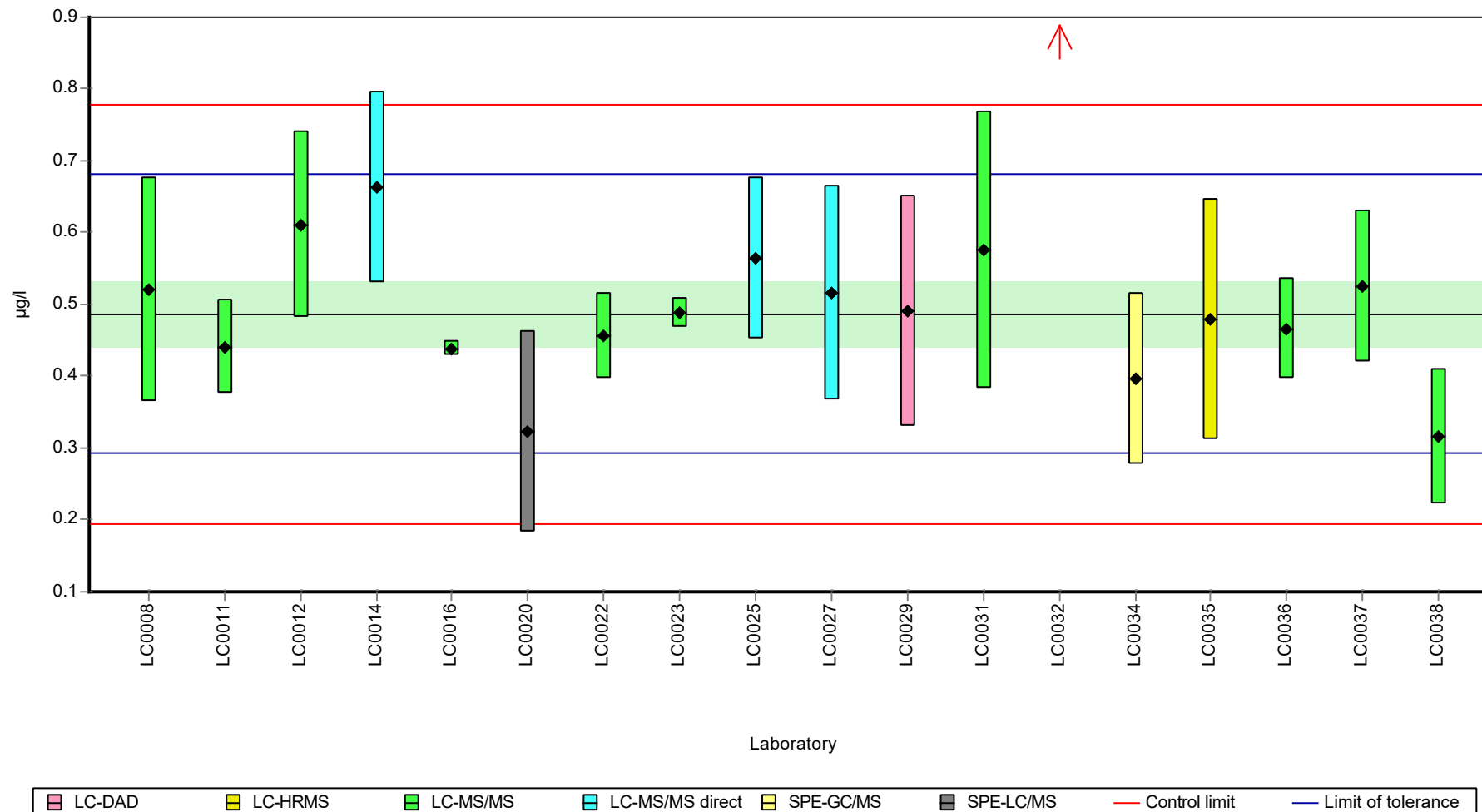
Labcode	Result	± U	Recovery [%]	z-score	Comments
LC0001	-	-	-	-	
LC0002	-	-	-	-	
LC0003	-	-	-	-	
LC0004	-	-	-	-	
LC0005	-	-	-	-	
LC0006	-	-	-	-	
LC0007	-	-	-	-	
LC0008	0.52	0.156	107	0.34	
LC0009	-	-	-	-	
LC0010	-	-	-	-	
LC0011	0.441	0.066	90.6	-0.47	
LC0012	0.611	0.13	126	1.28	
LC0013	-	-	-	-	
LC0014	0.664	0.133	136	1.82	
LC0015	-	-	-	-	
LC0016	0.439	0.01	90.2	-0.49	
LC0017	-	-	-	-	
LC0018	-	-	-	-	
LC0019	-	-	-	-	
LC0020	0.323	0.14	66.4	-1.68	
LC0021	-	-	-	-	
LC0022	0.457	0.0594	93.9	-0.3	
LC0023	0.488	0.021	100	0.01	
LC0024	-	-	-	-	
LC0025	0.565	0.113	116	0.8	
LC0026	-	-	-	-	
LC0027	0.516	0.15	106	0.3	
LC0028	-	-	-	-	
LC0029	0.491	0.161	101	0.04	
LC0030	-	-	-	-	
LC0031	0.575	0.193	118	0.91	
LC0032	1.385	0.416	285	9.23	H
LC0033	-	-	-	-	
LC0034	0.397	0.119	81.6	-0.92	
LC0035	0.48	0.168	98.6	-0.07	
LC0036	0.466	0.07	95.7	-0.21	
LC0037	0.525	0.105	108	0.39	
LC0038	0.3164	0.09492	65	-1.75	

**Characteristics of parameter**

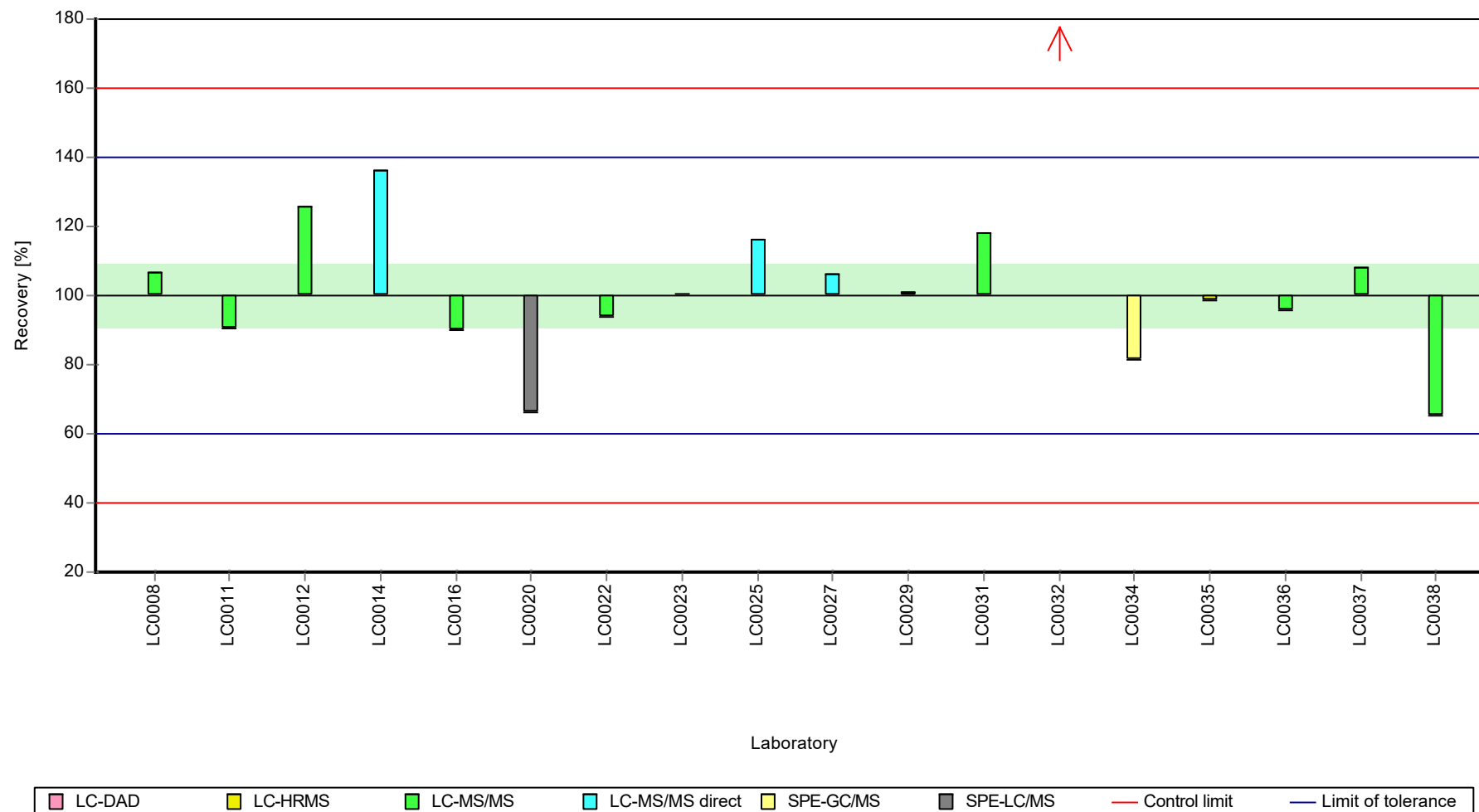
	all results	without outliers	Unit
Mean ± CI (99%)	0.537 ± 0.162	0.487 ± 0.0665	µg/l
Minimum	0.316	0.316	µg/l
Maximum	1.39	0.664	µg/l
Standard deviation	0.23	0.0915	µg/l
rel. standard deviation	42.8	18.8	%
n	18	17	-

Graphical presentation of results

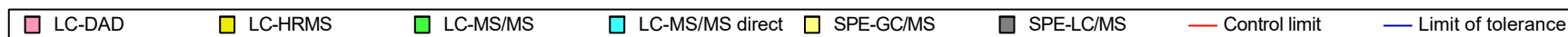
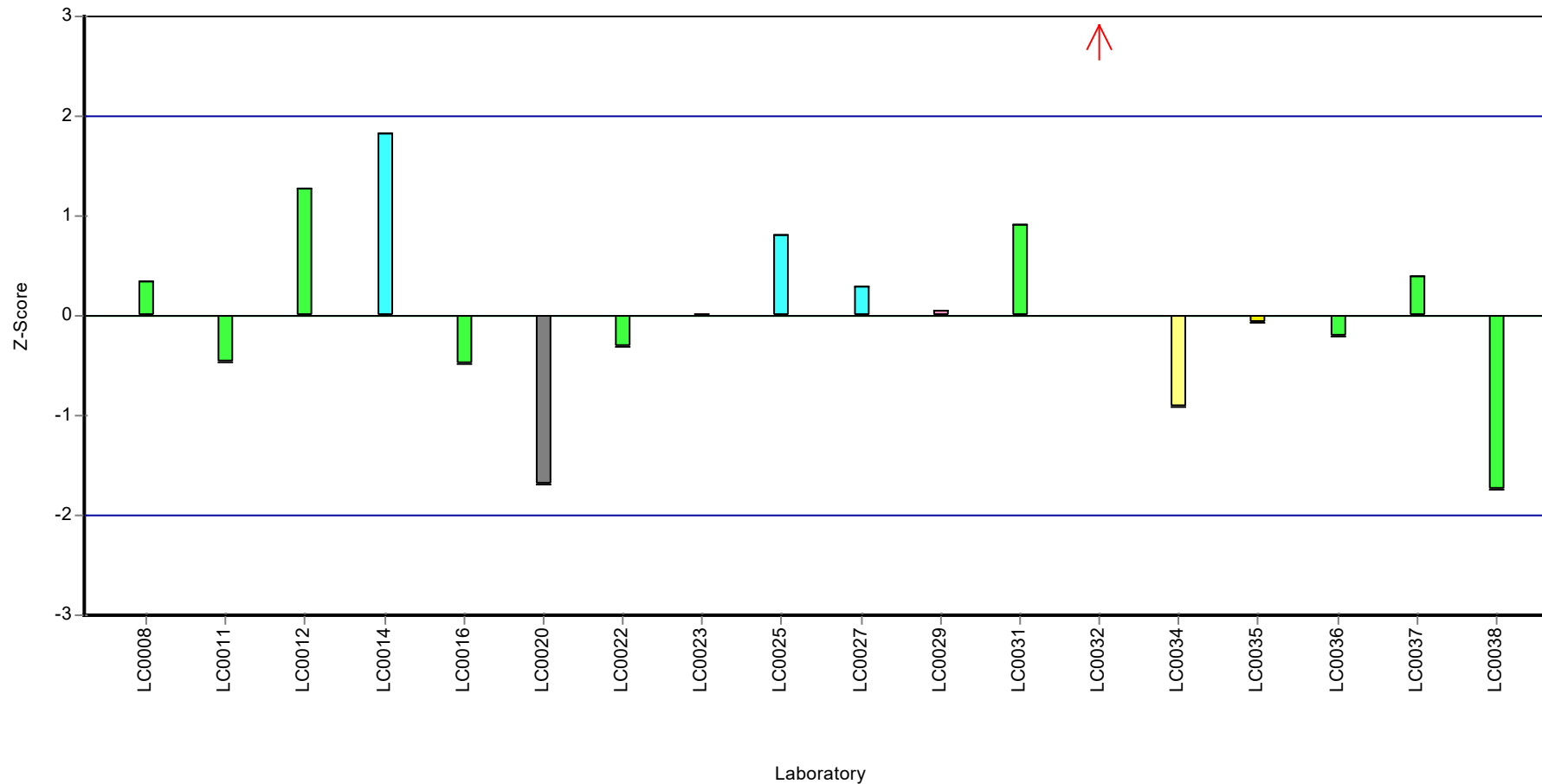
Results



Recovery rate



Z-score





## Parameter oriented report

### H110 A

#### Dichlorprop

Unit	µg/l
Assigned value ± U (k=2)	0.183 ± 0.00775
Criterion	0.022 (12 %)
Minimum - Maximum	0.146 - 0.218
Control test value ± U (k=2)	0.162 ± 0.0243

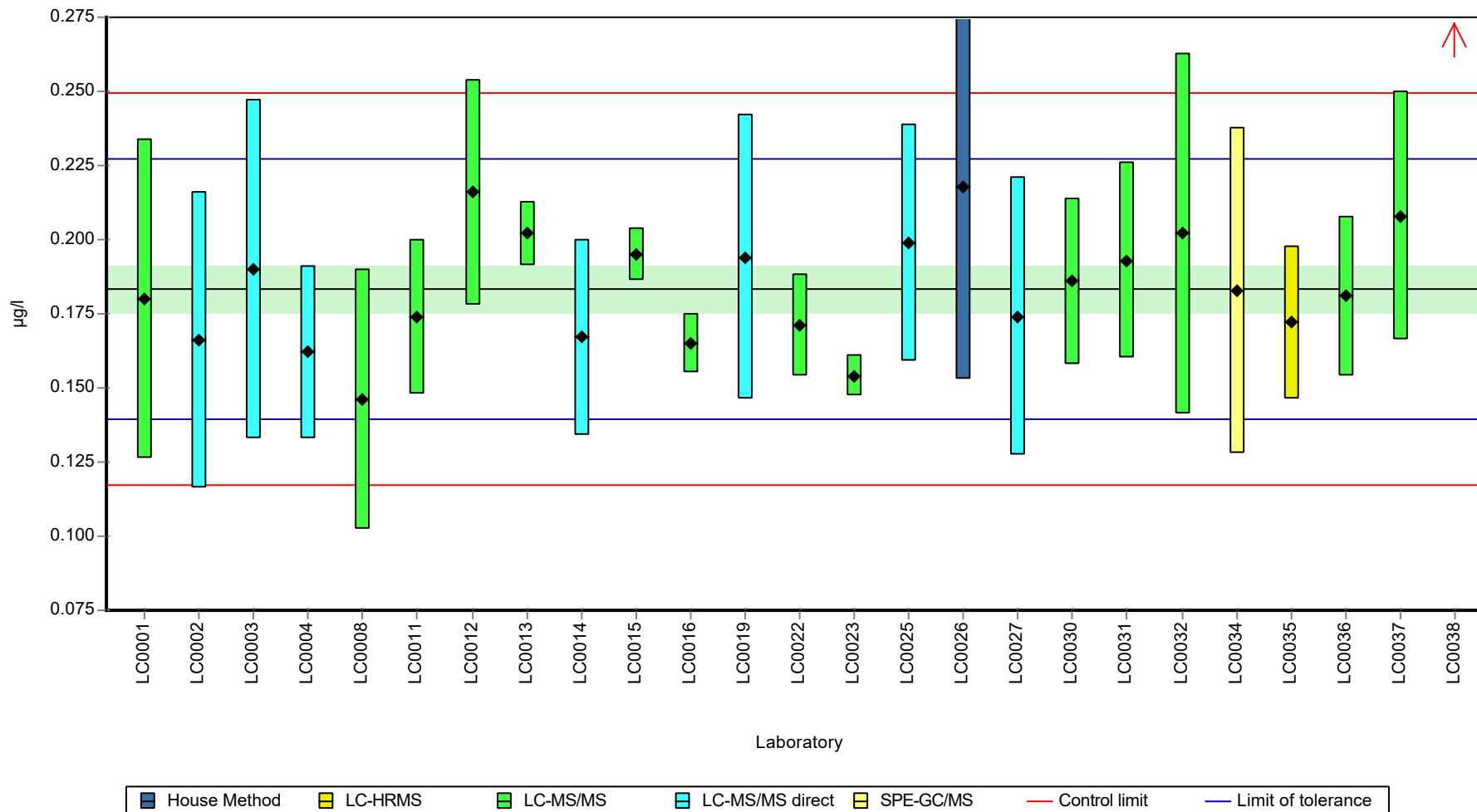
Labcode	Result	± U	Recovery [%]	z-score	Comments
LC0001	0.18	0.054	98.2	-0.15	
LC0002	0.166	0.05	90.6	-0.78	
LC0003	0.19	0.057	104	0.31	
LC0004	0.162	0.029	88.4	-0.97	
LC0005	-	-	-	-	
LC0006	-	-	-	-	
LC0007	-	-	-	-	
LC0008	0.146	0.044	79.7	-1.69	
LC0009	-	-	-	-	
LC0010	-	-	-	-	
LC0011	0.174	0.026	95	-0.42	
LC0012	0.216	0.038	118	1.49	
LC0013	0.202	0.011	110	0.85	
LC0014	0.167	0.033	91.1	-0.74	
LC0015	0.195	0.009	106	0.53	
LC0016	0.165	0.01	90	-0.83	
LC0017	-	-	-	-	
LC0018	-	-	-	-	
LC0019	0.194	0.048	106	0.49	
LC0020	-	-	-	-	
LC0021	-	-	-	-	
LC0022	0.171	0.0171	93.3	-0.56	
LC0023	0.154	0.007	84	-1.33	
LC0024	-	-	-	-	
LC0025	0.199	0.04	109	0.72	
LC0026	0.218	0.065	119	1.58	
LC0027	0.174	0.047	95	-0.42	
LC0028	-	-	-	-	
LC0029	-	-	-	-	
LC0030	0.186	0.028	102	0.13	
LC0031	0.193	0.033	105	0.44	
LC0032	0.202	0.061	110	0.85	
LC0033	-	-	-	-	
LC0034	0.183	0.055	99.9	-0.01	
LC0035	0.172	0.026	93.9	-0.51	
LC0036	0.181	0.027	98.8	-0.1	
LC0037	0.208	0.042	114	1.13	
LC0038	0.3392	0.10175	185	7.09	H

**Characteristics of parameter**

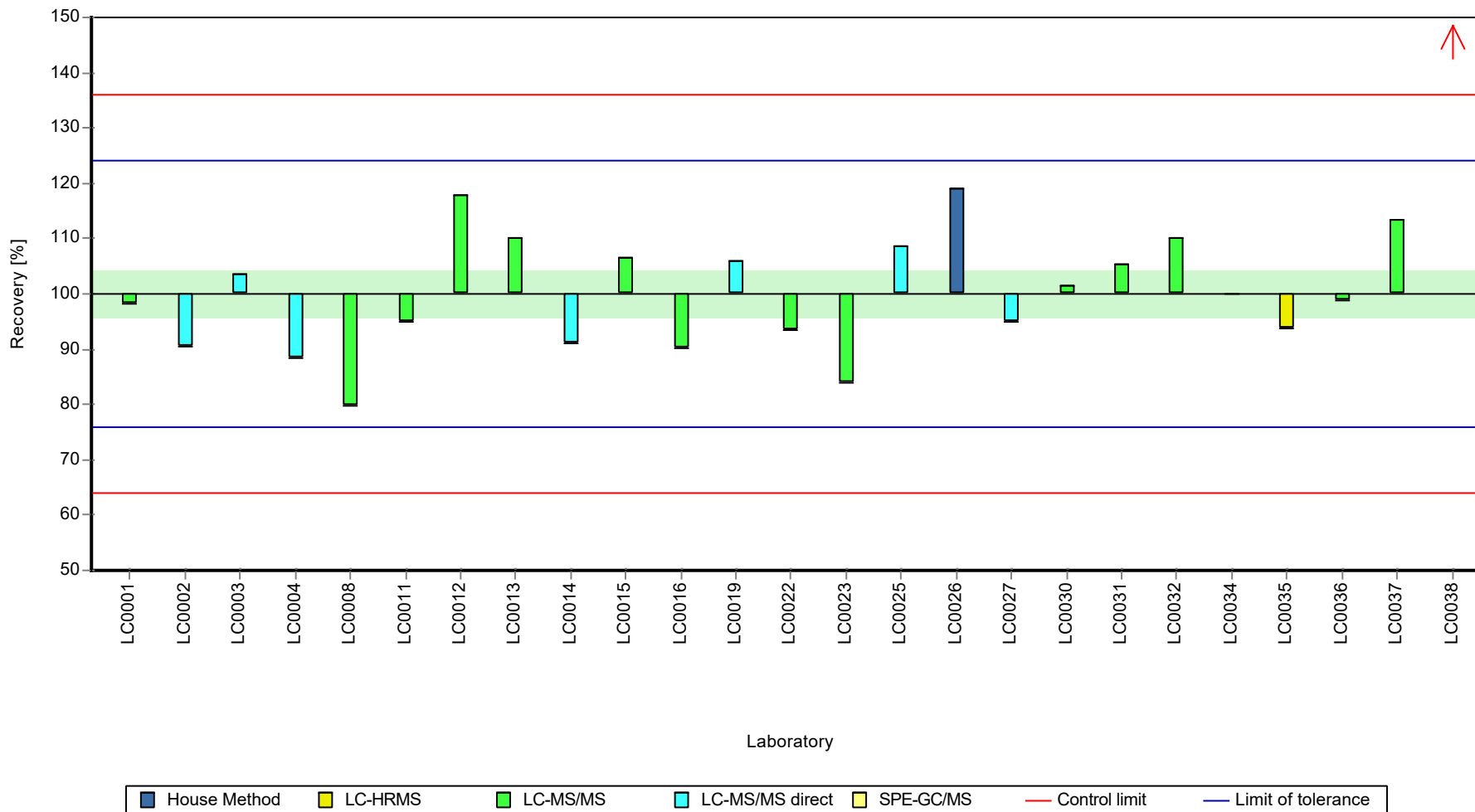
	all results	without outliers	Unit
Mean ± CI (99%)	0.189 ± 0.0218	0.183 ± 0.0116	µg/l
Minimum	0.146	0.146	µg/l
Maximum	0.339	0.218	µg/l
Standard deviation	0.0363	0.019	µg/l
rel. standard deviation	19.2	10.4	%
n	25	24	-

Graphical presentation of results

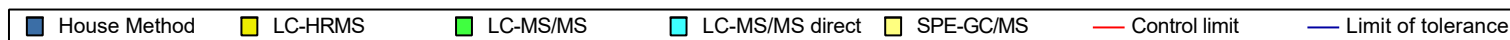
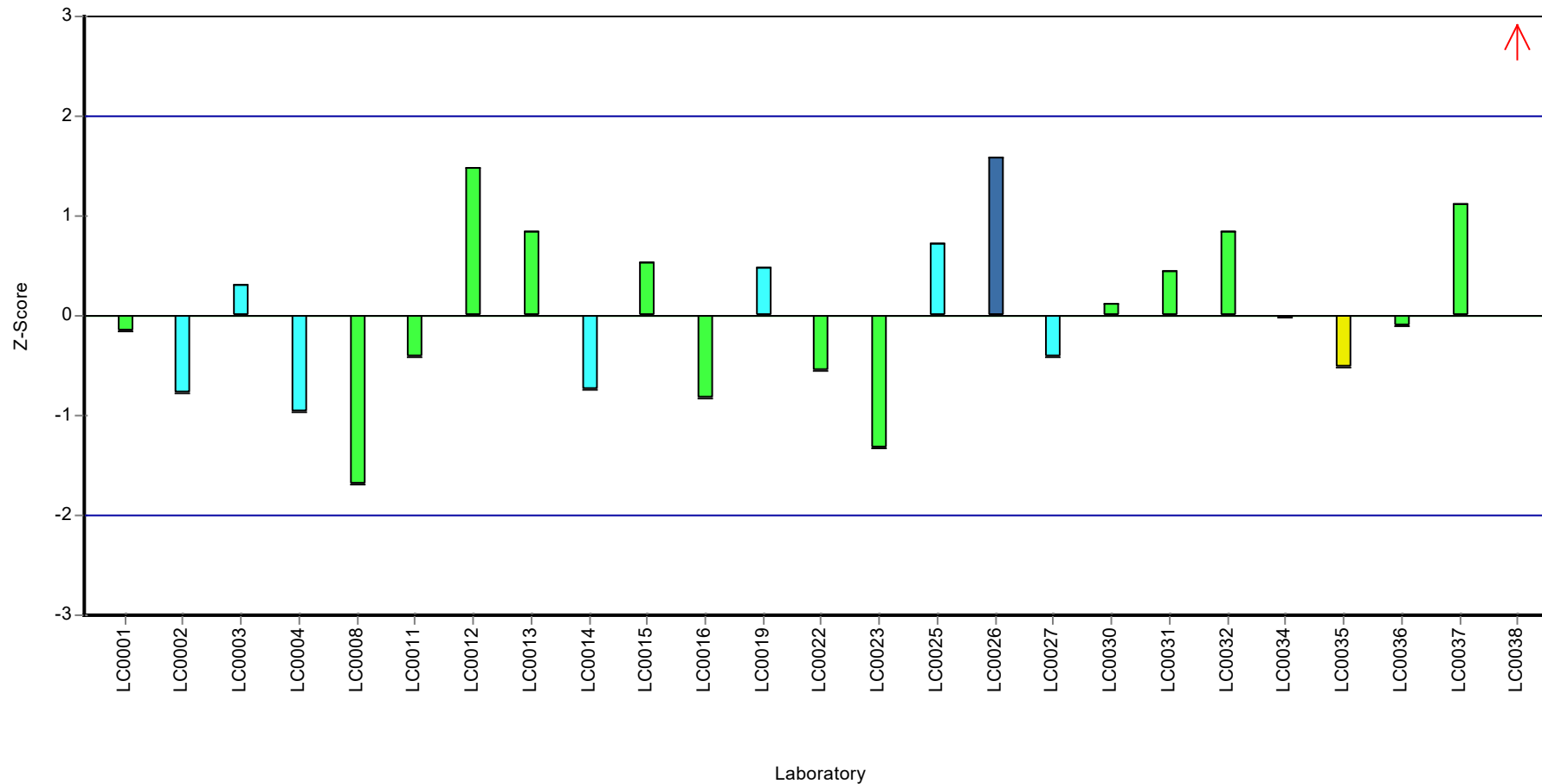
Results



Recovery rate



Z-score



## Parameter oriented report

### H110 B

#### Dichlorprop

Unit	µg/l
Assigned value ± U (k=2)	0.192 ± 0.00877
Criterion	0.023 (12 %)
Minimum - Maximum	0.148 - 0.237
Control test value ± U (k=2)	0.171 ± 0.0256

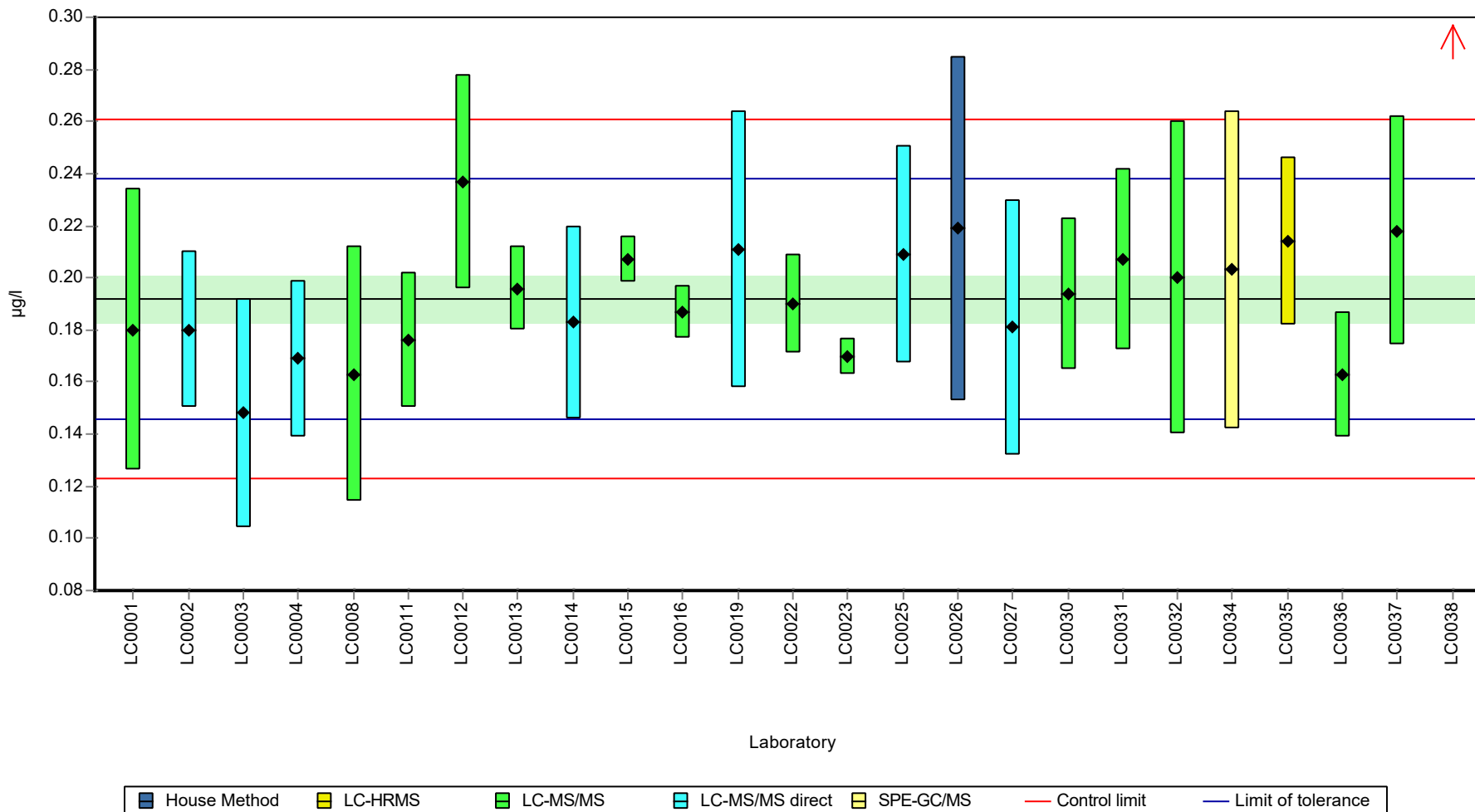
Labcode	Result	± U	Recovery [%]	z-score	Comments
LC0001	0.18	0.054	93.8	-0.52	
LC0002	0.18	0.03	93.8	-0.52	
LC0003	0.148	0.044	77.1	-1.91	
LC0004	0.169	0.03	88.1	-0.99	
LC0005	-	-	-	-	
LC0006	-	-	-	-	
LC0007	-	-	-	-	
LC0008	0.163	0.049	85	-1.25	
LC0009	-	-	-	-	
LC0010	-	-	-	-	
LC0011	0.176	0.026	91.7	-0.69	
LC0012	0.237	0.041	124	1.96	
LC0013	0.196	0.016	102	0.18	
LC0014	0.183	0.037	95.4	-0.39	
LC0015	0.207	0.009	108	0.66	
LC0016	0.187	0.01	97.5	-0.21	
LC0017	-	-	-	-	
LC0018	-	-	-	-	
LC0019	0.211	0.053	110	0.83	
LC0020	-	-	-	-	
LC0021	-	-	-	-	
LC0022	0.19	0.019	99	-0.08	
LC0023	0.17	0.007	88.6	-0.95	
LC0024	-	-	-	-	
LC0025	0.209	0.042	109	0.74	
LC0026	0.219	0.066	114	1.18	
LC0027	0.181	0.049	94.3	-0.47	
LC0028	-	-	-	-	
LC0029	-	-	-	-	
LC0030	0.194	0.029	101	0.09	
LC0031	0.207	0.035	108	0.66	
LC0032	0.2	0.06	104	0.35	
LC0033	-	-	-	-	
LC0034	0.203	0.061	106	0.48	
LC0035	0.214	0.032	112	0.96	
LC0036	0.163	0.024	85	-1.25	
LC0037	0.218	0.044	114	1.13	
LC0038	0.429	0.12871	224	10.3	H

**Characteristics of parameter**

	all results	without outliers	Unit
Mean ± CI (99%)	0.201 ± 0.0311	0.192 ± 0.0132	µg/l
Minimum	0.148	0.148	µg/l
Maximum	0.429	0.237	µg/l
Standard deviation	0.0519	0.0215	µg/l
rel. standard deviation	25.8	11.2	%
n	25	24	-

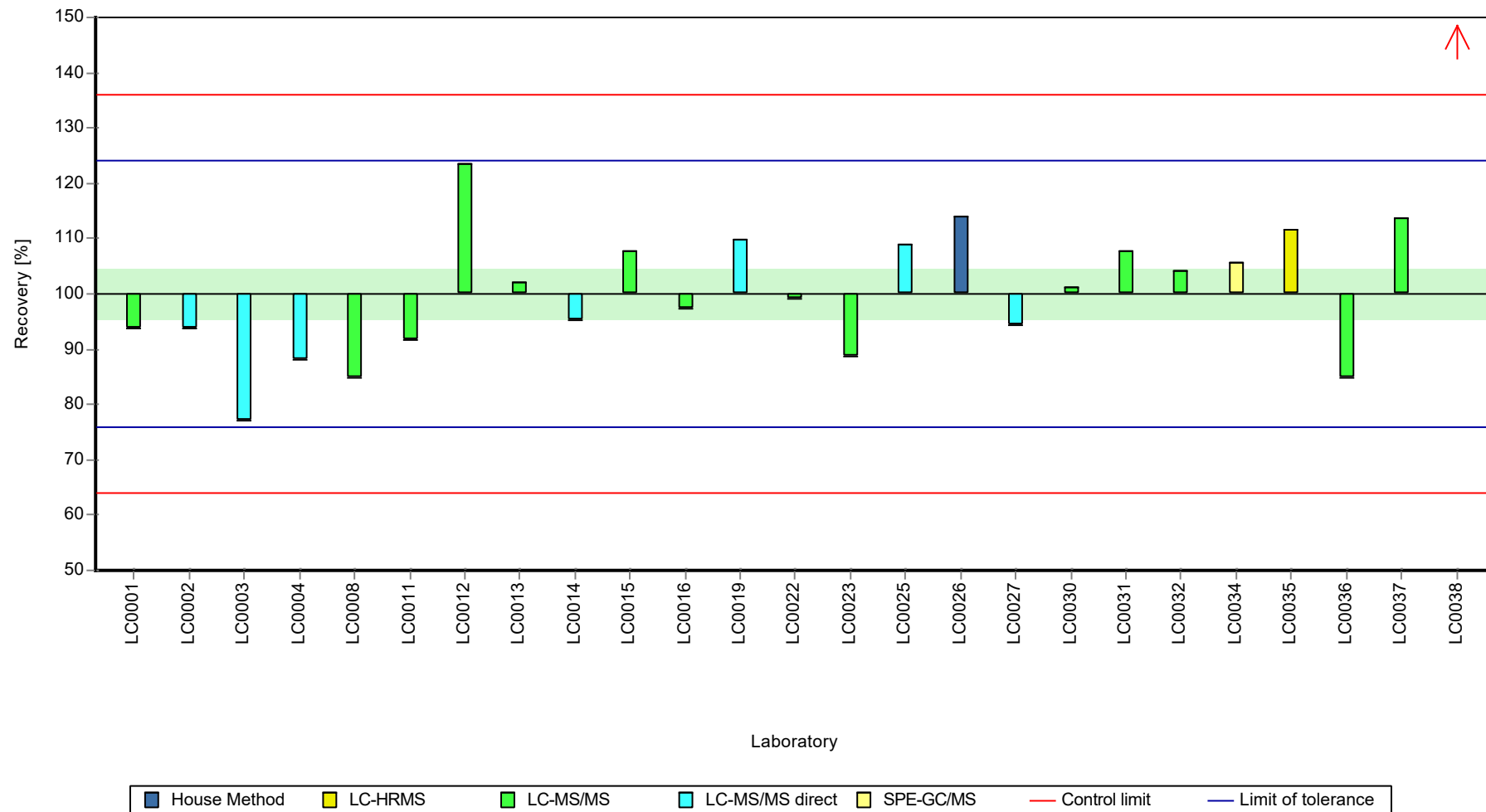
Graphical presentation of results

Results

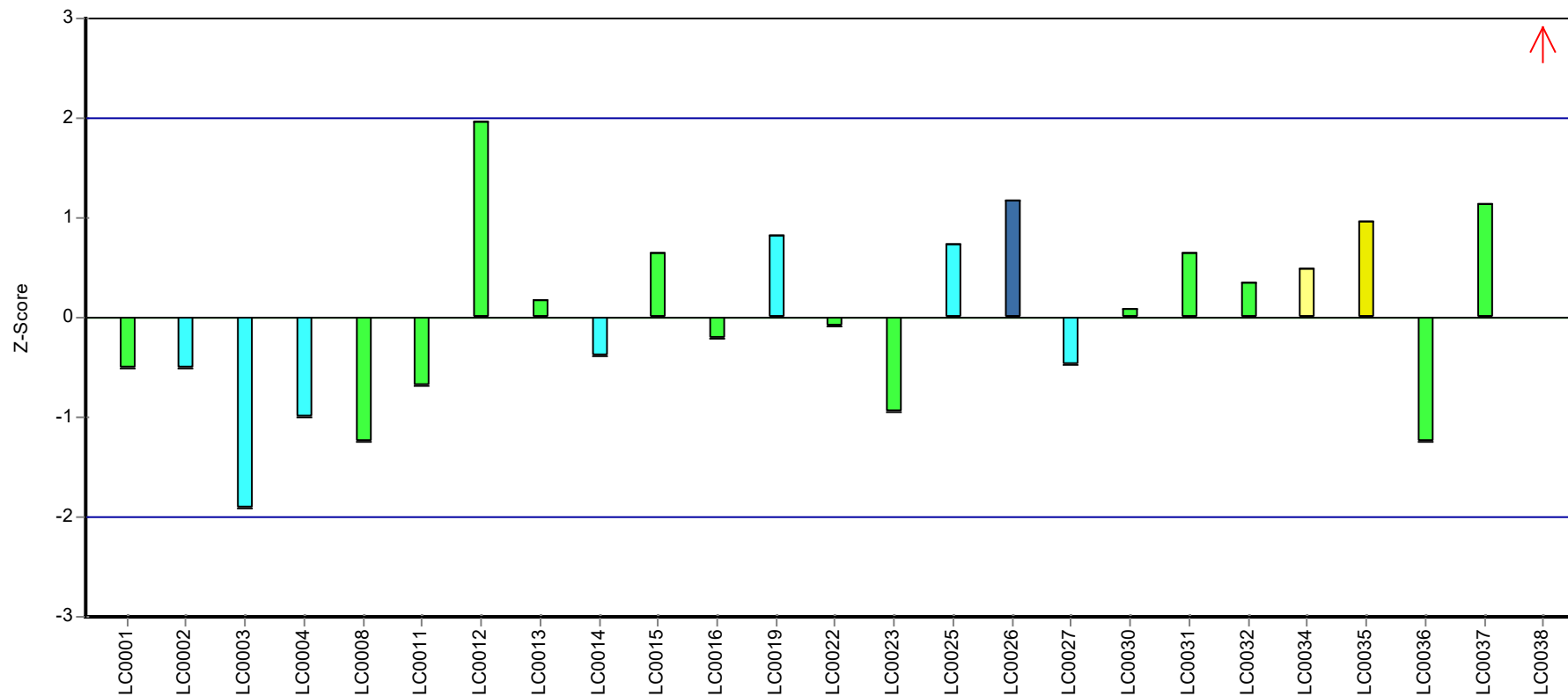




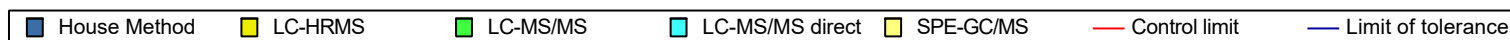
Recovery rate



Z-score



Laboratory



## Parameter oriented report

### H110 A

#### \*\*Dimethachlor Metabolite - CGA 369873

Unit	µg/l
Assigned value ± U (k=2)	0.292 ± 0.0126
Criterion	0.0211 (7.2 %)
Minimum - Maximum	0.272 - 0.331
Control test value ± U (k=2)	0.268 ± 0.0536

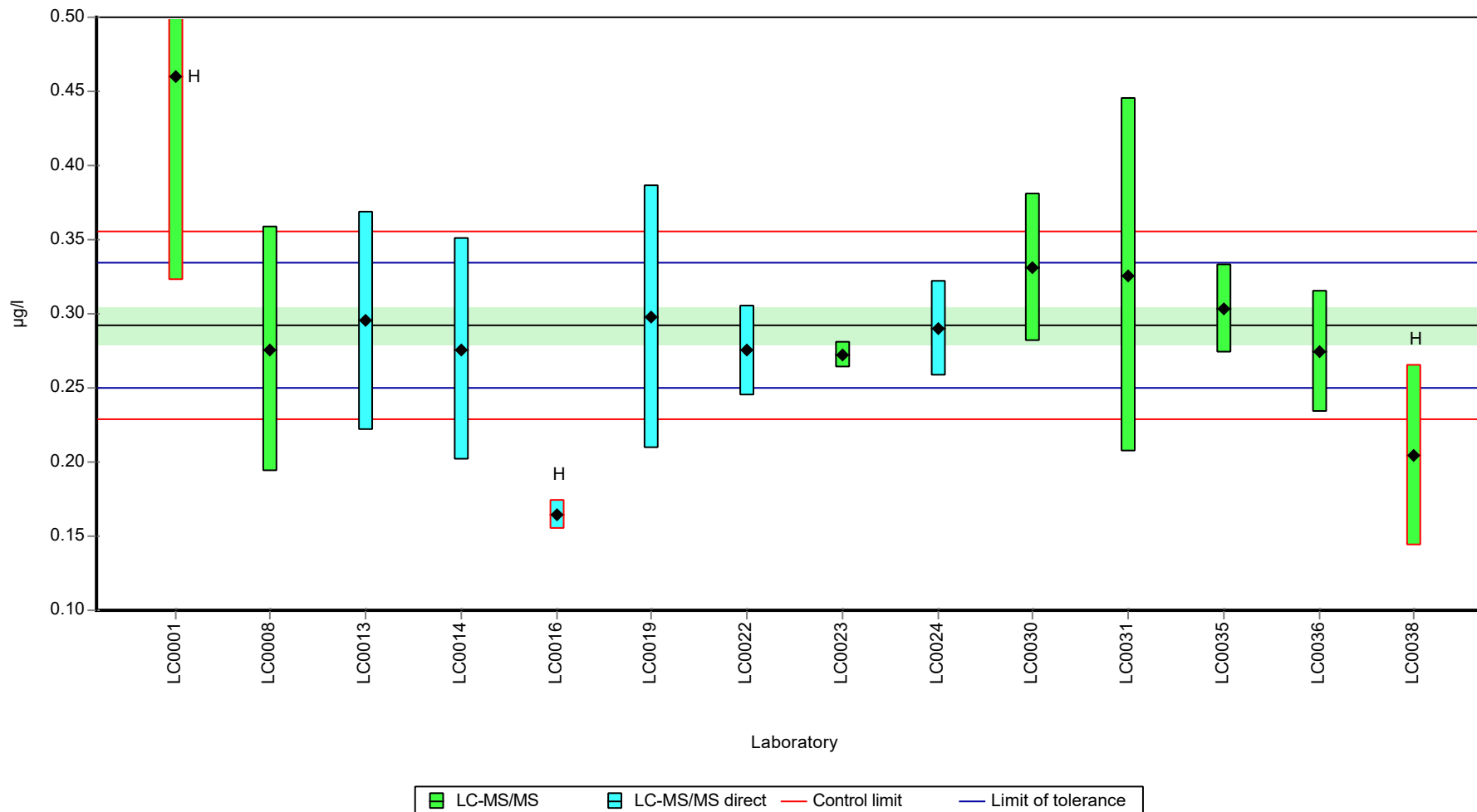
Labcode	Result	± U	Recovery [%]	z-score	Comments
LC0001	0.46	0.138	157	7.96	H
LC0002	-	-	-	-	
LC0003	-	-	-	-	
LC0004	-	-	-	-	
LC0005	-	-	-	-	
LC0006	-	-	-	-	
LC0007	-	-	-	-	
LC0008	0.276	0.083	94.4	-0.78	
LC0009	-	-	-	-	
LC0010	-	-	-	-	
LC0011	-	-	-	-	
LC0012	-	-	-	-	
LC0013	0.295	0.074	101	0.13	
LC0014	0.276	0.075	94.4	-0.78	
LC0015	-	-	-	-	
LC0016	0.164	0.01	56.1	-6.1	H
LC0017	-	-	-	-	
LC0018	-	-	-	-	
LC0019	0.298	0.089	102	0.27	
LC0020	-	-	-	-	
LC0021	-	-	-	-	
LC0022	0.275	0.0303	94.1	-0.82	
LC0023	0.272	0.009	93	-0.97	
LC0024	0.29	0.032	99.2	-0.11	
LC0025	-	-	-	-	
LC0026	-	-	-	-	
LC0027	-	-	-	-	
LC0028	-	-	-	-	
LC0029	-	-	-	-	
LC0030	0.331	0.05	113	1.84	
LC0031	0.326	0.119	112	1.6	
LC0032	-	-	-	-	
LC0033	-	-	-	-	
LC0034	-	-	-	-	
LC0035	0.303	0.03	104	0.51	
LC0036	0.274	0.041	93.7	-0.87	
LC0037	-	-	-	-	
LC0038	0.2045	0.06135	69.9	-4.17	H

**Characteristics of parameter**

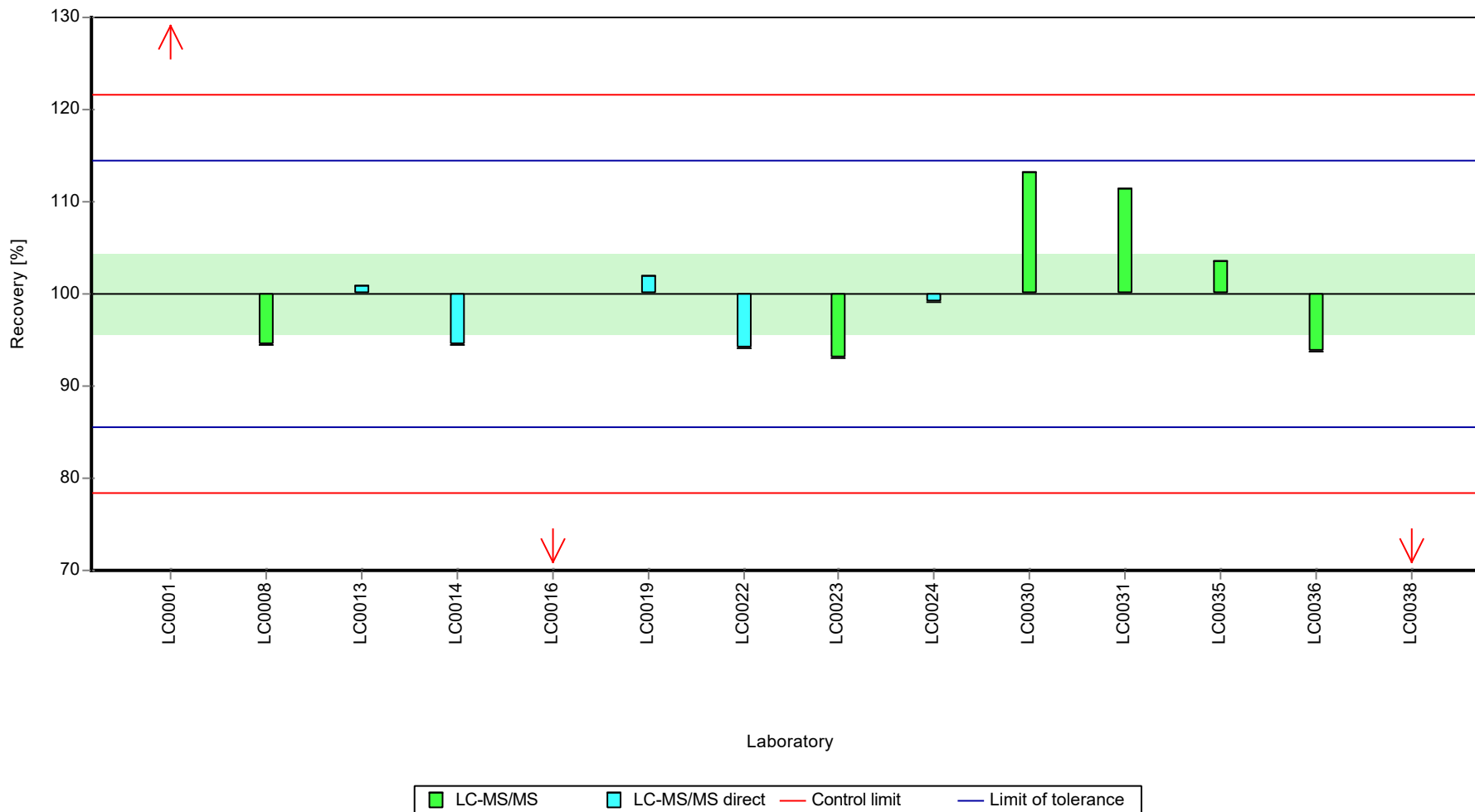
	all results	without outliers	Unit
Mean ± CI (99%)	0.289 ± 0.0529	0.292 ± 0.0189	µg/l
Minimum	0.164	0.272	µg/l
Maximum	0.46	0.331	µg/l
Standard deviation	0.0659	0.0209	µg/l
rel. standard deviation	22.8	7.15	%
n	14	11	-

Graphical presentation of results

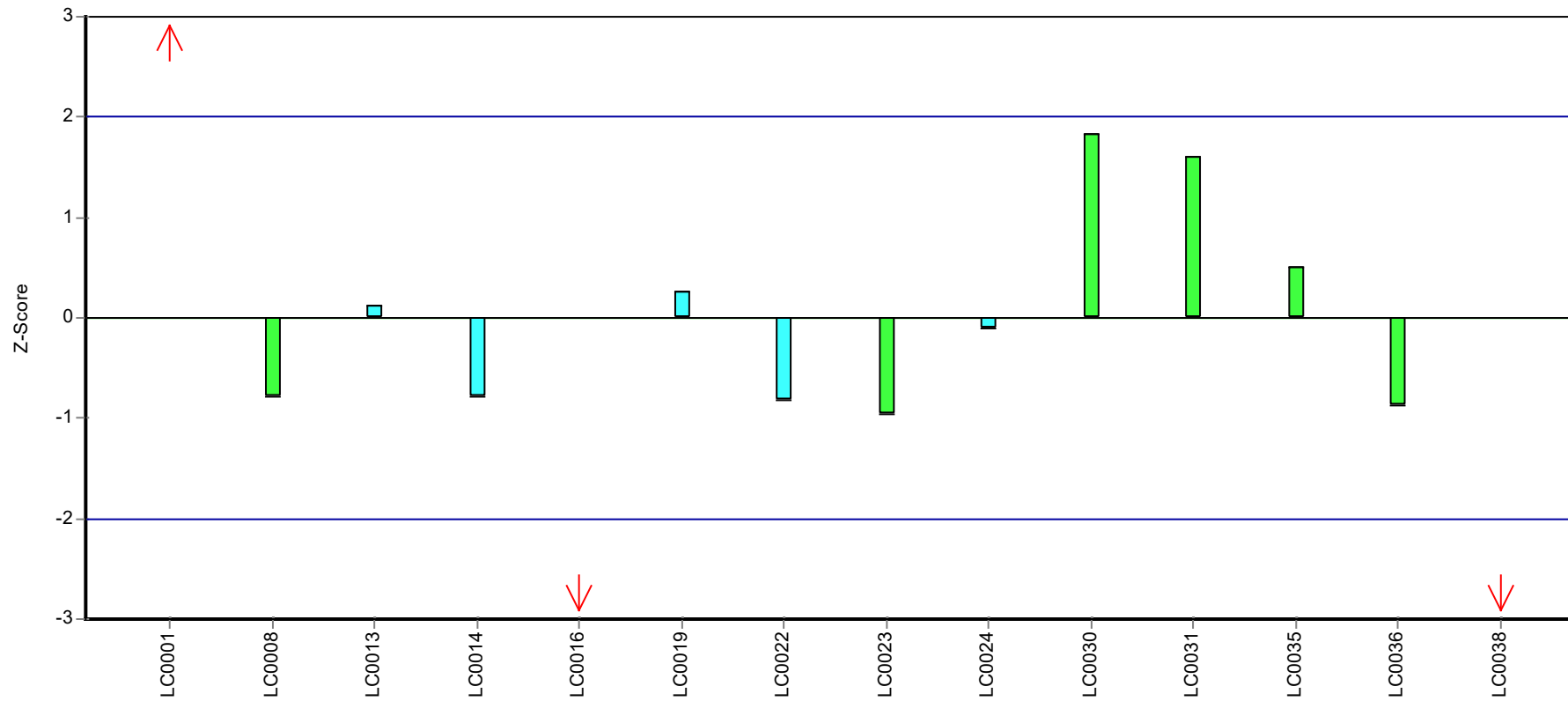
Results



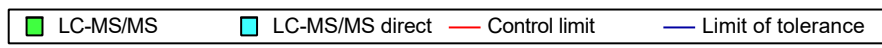
Recovery rate



Z-score



Laboratory



## Parameter oriented report

### H110 B

#### \*\*Dimethachlor Metabolite - CGA 369873

Unit	µg/l
Assigned value ± U (k=2)	0.115 ± 0.0103
Criterion	0.0195 (17 %)
Minimum - Maximum	0.078 - 0.15
Control test value ± U (k=2)	0.098500 ± 0.0197

Labcode	Result	± U	Recovery [%]	z-score	Comments
LC0001	0.15	0.045	131	1.81	
LC0002	-	-	-	-	
LC0003	-	-	-	-	
LC0004	-	-	-	-	
LC0005	-	-	-	-	
LC0006	-	-	-	-	
LC0007	-	-	-	-	
LC0008	0.114	0.034	99.4	-0.03	
LC0009	-	-	-	-	
LC0010	-	-	-	-	
LC0011	-	-	-	-	
LC0012	-	-	-	-	
LC0013	0.132	0.016	115	0.89	
LC0014	0.105	0.028	91.6	-0.49	
LC0015	-	-	-	-	
LC0016	0.078	0.01	68	-1.88	
LC0017	-	-	-	-	
LC0018	-	-	-	-	
LC0019	0.115	0.035	100	0.02	
LC0020	-	-	-	-	
LC0021	-	-	-	-	
LC0022	0.107	0.0118	93.3	-0.39	
LC0023	0.111	0.009	96.8	-0.19	
LC0024	0.121	0.03	106	0.33	
LC0025	-	-	-	-	
LC0026	-	-	-	-	
LC0027	-	-	-	-	
LC0028	-	-	-	-	
LC0029	-	-	-	-	
LC0030	0.129	0.019	113	0.74	
LC0031	0.137	0.05	120	1.15	
LC0032	-	-	-	-	
LC0033	-	-	-	-	
LC0034	-	-	-	-	
LC0035	0.114	0.011	99.4	-0.03	
LC0036	0.109	0.016	95.1	-0.29	
LC0037	-	-	-	-	
LC0038	0.083	0.0249	72.4	-1.62	

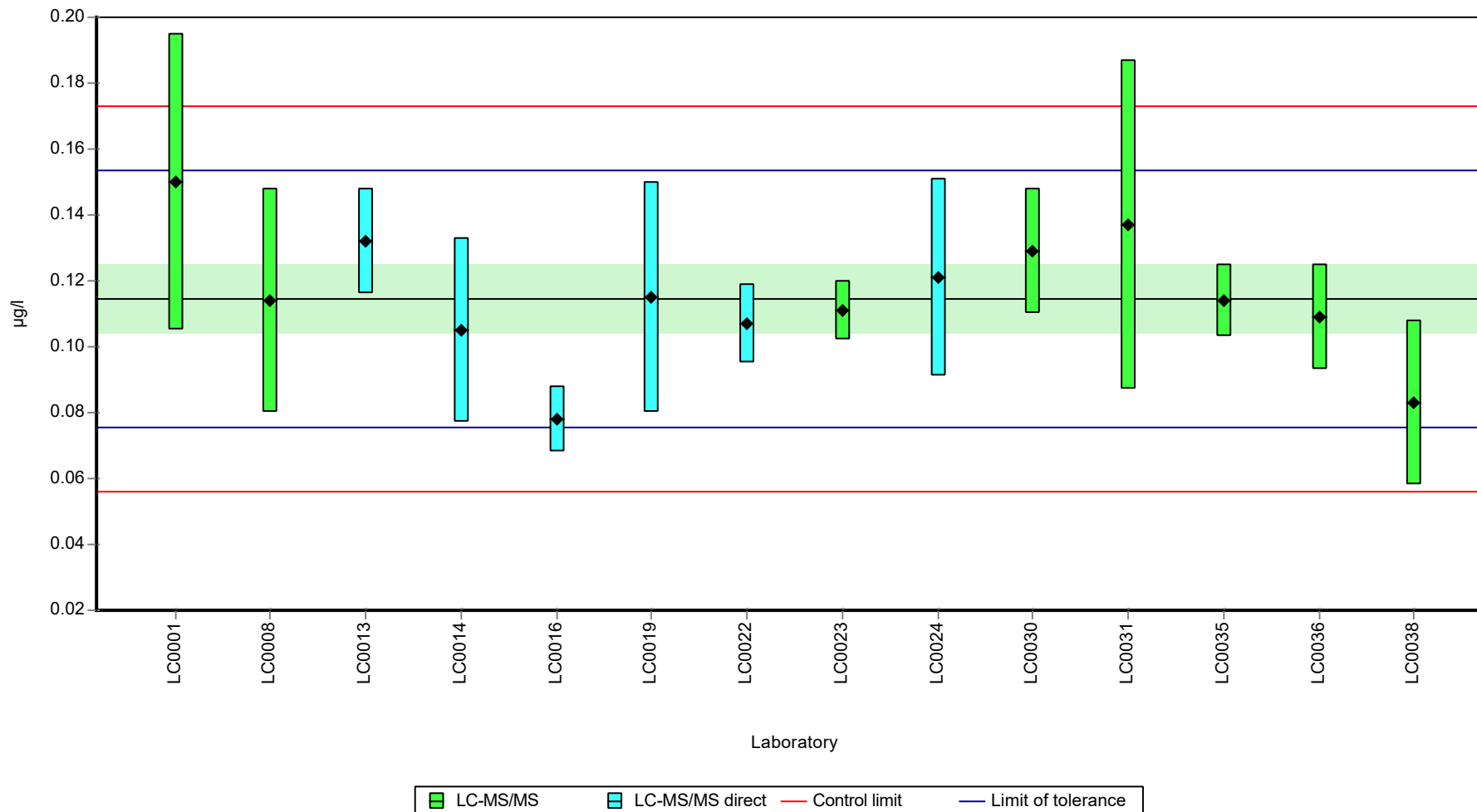


**Characteristics of parameter**

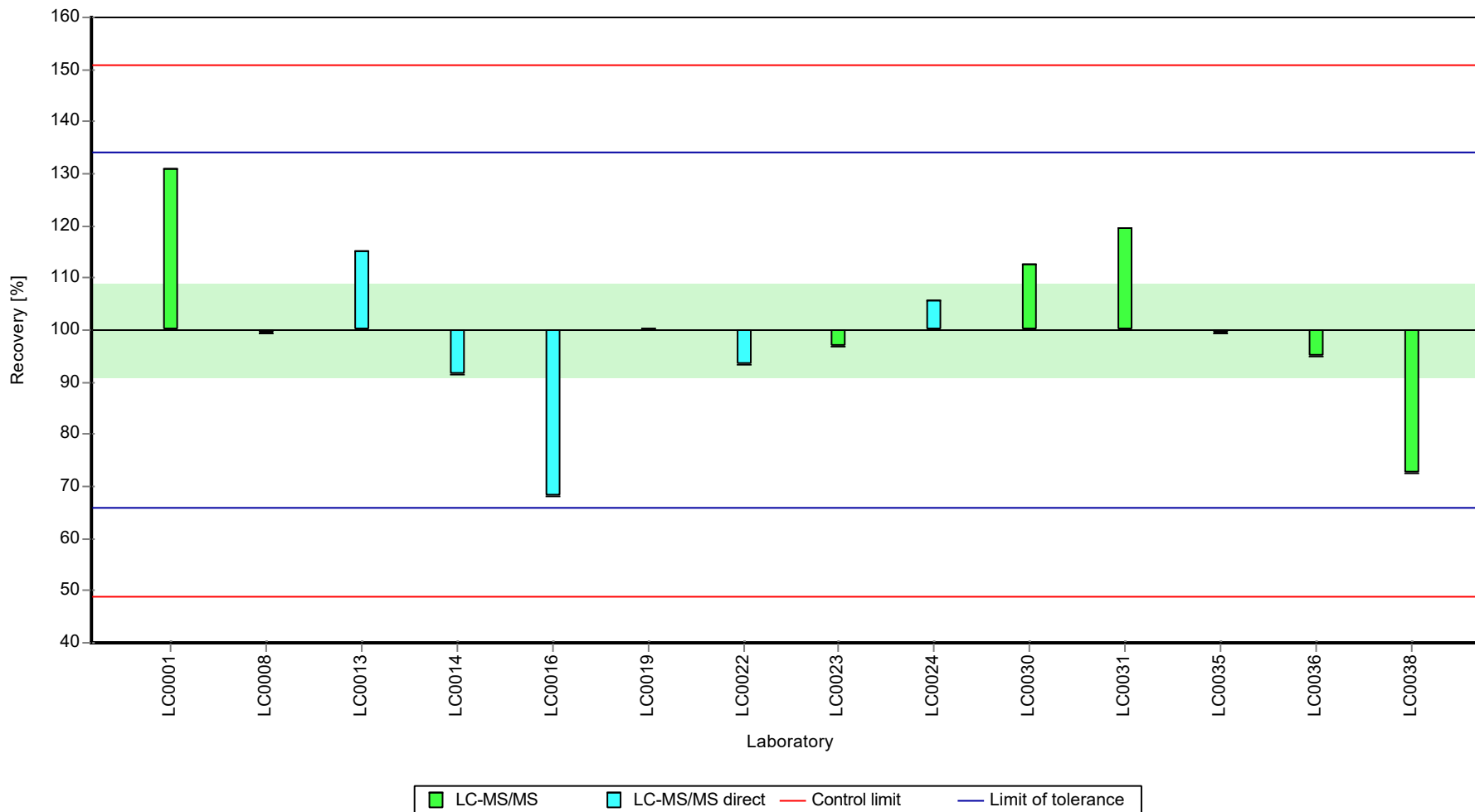
	all results	without outliers	Unit
Mean ± CI (99%)	0.115 ± 0.0155	0.115 ± 0.0155	µg/l
Minimum	0.078	0.078	µg/l
Maximum	0.15	0.15	µg/l
Standard deviation	0.0193	0.0193	µg/l
rel. standard deviation	16.8	16.8	%
n	14	14	-

Graphical presentation of results

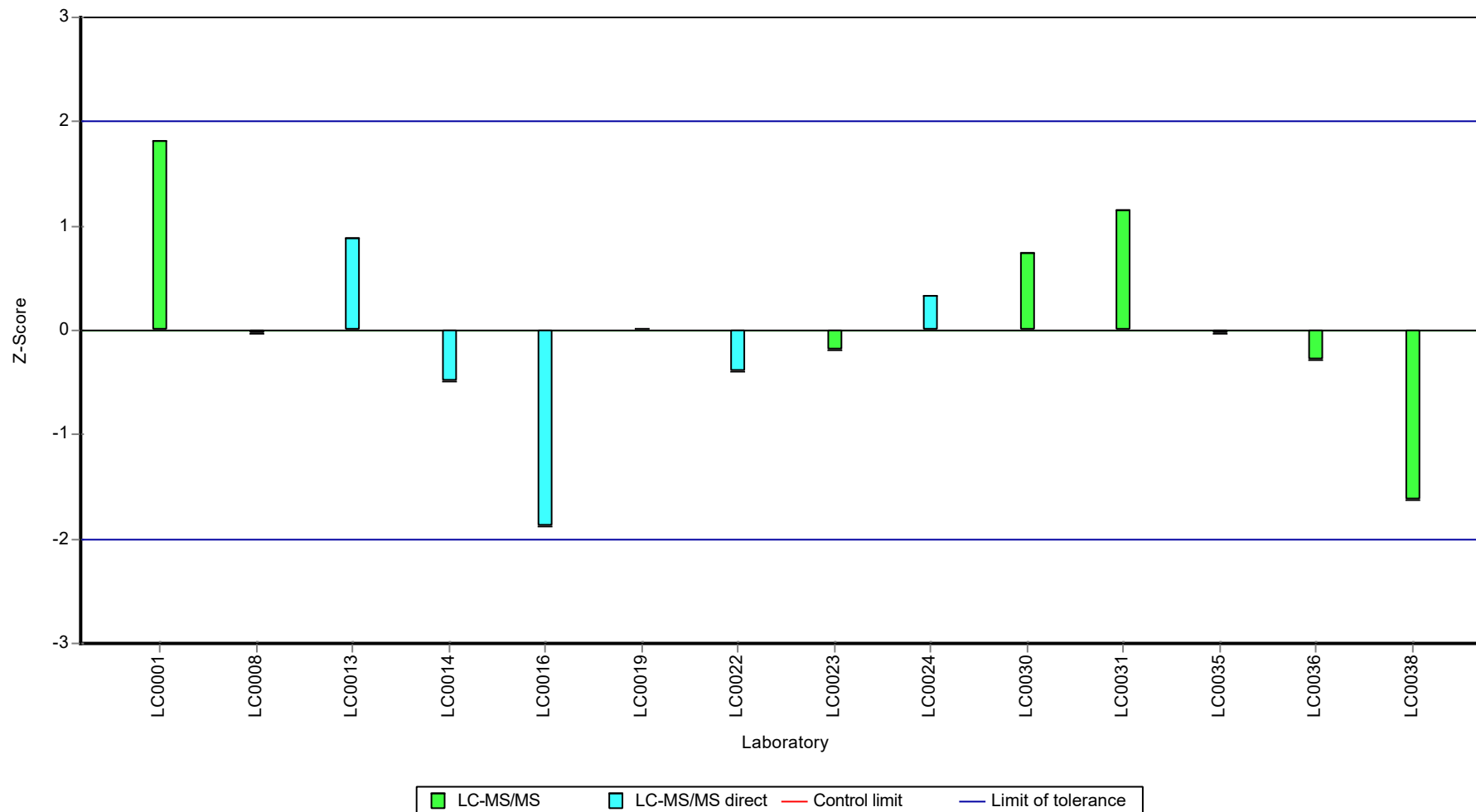
Results



Recovery rate



Z-score



## Parameter oriented report

### H110 A

#### Glufosinate

Unit	µg/l
Assigned value ± U (k=2)	0.29 ± 0.0424
Criterion	0.0987 (34 %)
Minimum - Maximum	0.156 - 0.397
Control test value ± U (k=2)	0.258 ± 0.0644

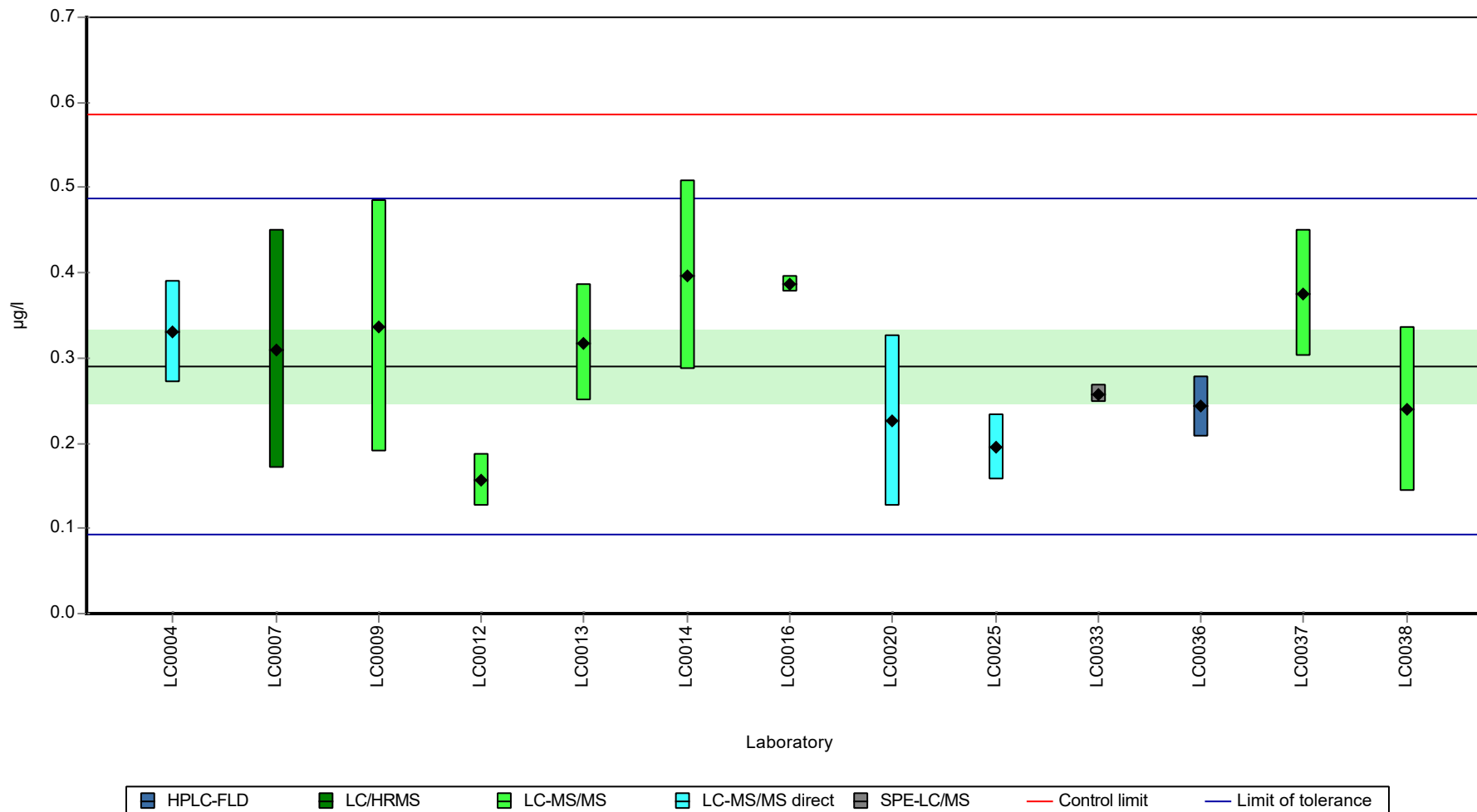
Labcode	Result	± U	Recovery [%]	z-score	Comments
LC0001	-	-	-	-	
LC0002	-	-	-	-	
LC0003	-	-	-	-	
LC0004	0.331	0.06	114	0.41	
LC0005	-	-	-	-	
LC0006	-	-	-	-	
LC0007	0.31	0.14	107	0.2	
LC0008	-	-	-	-	
LC0009	0.337	0.148	116	0.47	
LC0010	-	-	-	-	
LC0011	-	-	-	-	
LC0012	0.156	0.031	53.7	-1.36	
LC0013	0.318	0.069	110	0.28	
LC0014	0.397	0.111	137	1.08	
LC0015	-	-	-	-	
LC0016	0.387	0.01	133	0.98	
LC0017	-	-	-	-	
LC0018	-	-	-	-	
LC0019	-	-	-	-	
LC0020	0.226	0.1	77.9	-0.65	
LC0021	-	-	-	-	
LC0022	-	-	-	-	
LC0023	-	-	-	-	
LC0024	-	-	-	-	
LC0025	0.195	0.039	67.2	-0.96	
LC0026	-	-	-	-	
LC0027	-	-	-	-	
LC0028	-	-	-	-	
LC0029	-	-	-	-	
LC0030	-	-	-	-	
LC0031	-	-	-	-	
LC0032	-	-	-	-	
LC0033	0.2576	0.0105	88.7	-0.33	
LC0034	-	-	-	-	
LC0035	-	-	-	-	
LC0036	0.243	0.036	83.7	-0.48	
LC0037	0.376	0.075	130	0.87	
LC0038	0.24	0.096	82.7	-0.51	

**Characteristics of parameter**

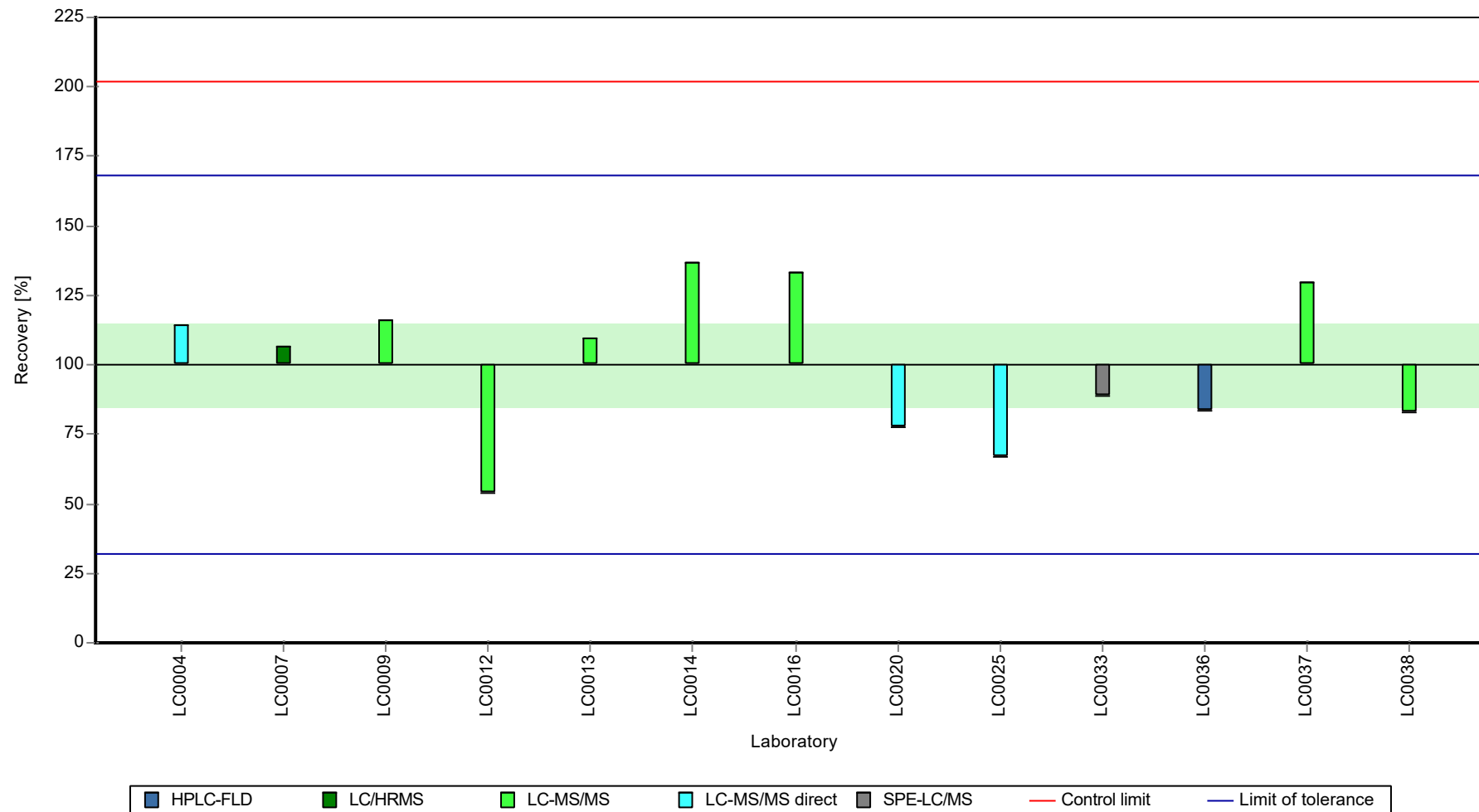
	all results	without outliers	Unit
Mean ± CI (99%)	0.29 ± 0.0636	0.29 ± 0.0636	µg/l
Minimum	0.156	0.156	µg/l
Maximum	0.397	0.397	µg/l
Standard deviation	0.0765	0.0765	µg/l
rel. standard deviation	26.3	26.3	%
n	13	13	-

Graphical presentation of results

Results

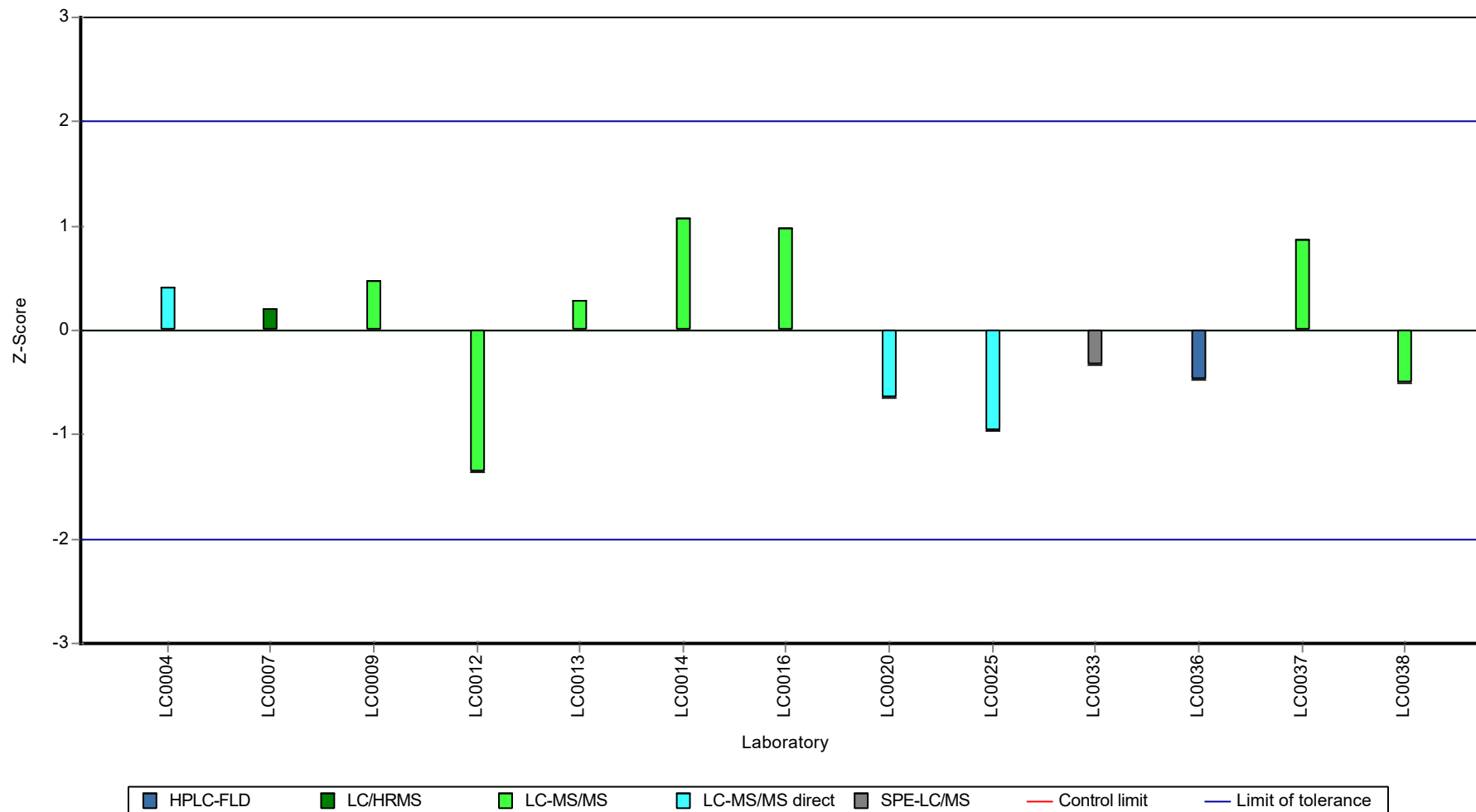


Recovery rate





Z-score



## Parameter oriented report

### H110 B

#### Glufosinate

Unit	µg/l
Assigned value ± U (k=2)	0.127 ± 0.0221
Criterion	0.0432 (34 %)
Minimum - Maximum	0.078 - 0.201
Control test value ± U (k=2)	0.106 ± 0.0266

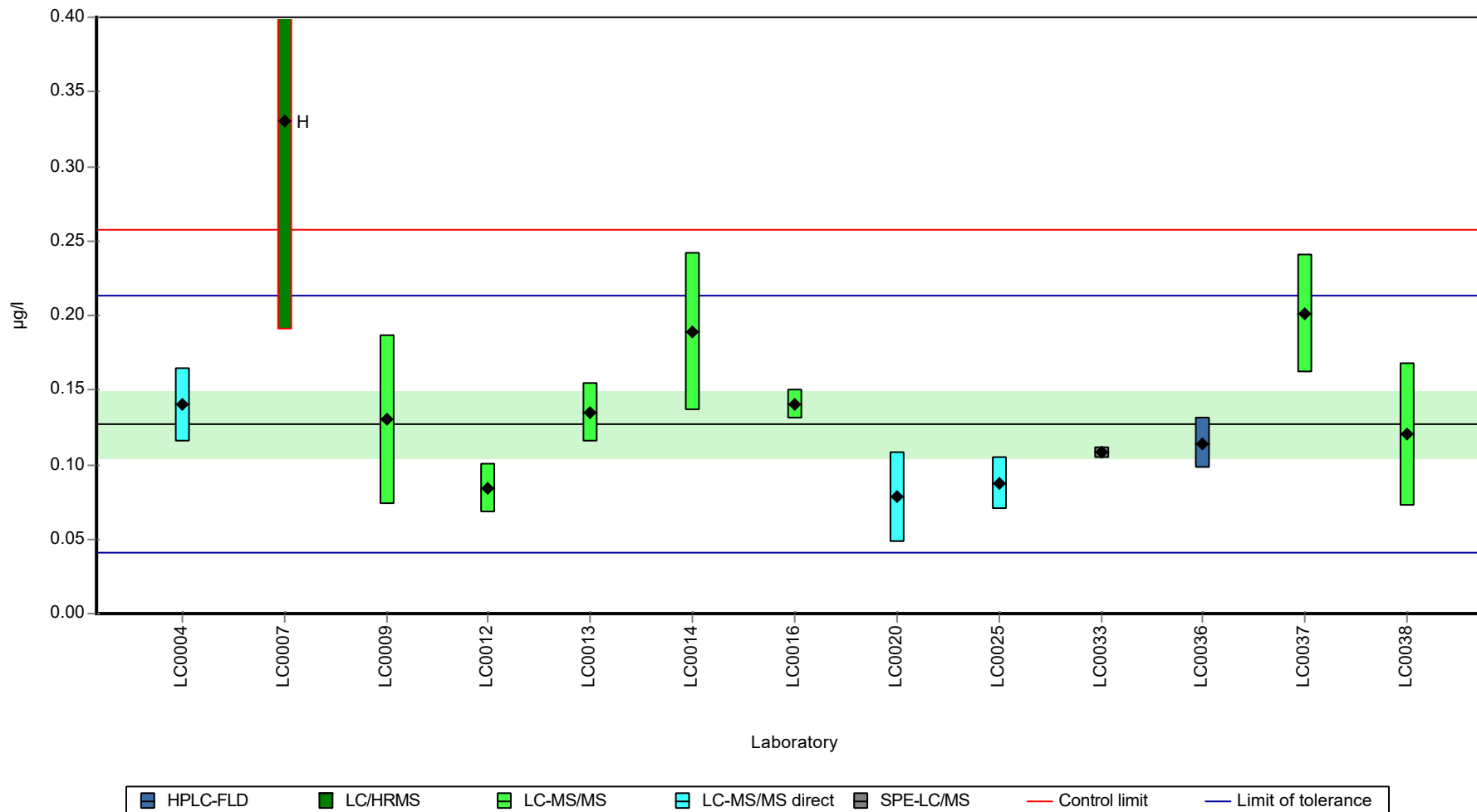
Labcode	Result	± U	Recovery [%]	z-score	Comments
LC0001	-	-	-	-	
LC0002	-	-	-	-	
LC0003	-	-	-	-	
LC0004	0.14	0.025	110	0.3	
LC0005	-	-	-	-	
LC0006	-	-	-	-	
LC0007	0.33	0.14	259	4.69	H
LC0008	-	-	-	-	
LC0009	0.13	0.057	102	0.06	
LC0010	-	-	-	-	
LC0011	-	-	-	-	
LC0012	0.084	0.017	66	-1	
LC0013	0.135	0.02	106	0.18	
LC0014	0.189	0.053	149	1.43	
LC0015	-	-	-	-	
LC0016	0.14	0.01	110	0.3	
LC0017	-	-	-	-	
LC0018	-	-	-	-	
LC0019	-	-	-	-	
LC0020	0.078	0.03	61.3	-1.14	
LC0021	-	-	-	-	
LC0022	-	-	-	-	
LC0023	-	-	-	-	
LC0024	-	-	-	-	
LC0025	0.0875	0.0175	68.8	-0.92	
LC0026	-	-	-	-	
LC0027	-	-	-	-	
LC0028	-	-	-	-	
LC0029	-	-	-	-	
LC0030	-	-	-	-	
LC0031	-	-	-	-	
LC0032	-	-	-	-	
LC0033	0.1079	0.0037	84.8	-0.45	
LC0034	-	-	-	-	
LC0035	-	-	-	-	
LC0036	0.114	0.017	89.6	-0.3	
LC0037	0.201	0.04	158	1.71	
LC0038	0.12	0.048	94.3	-0.17	

**Characteristics of parameter**

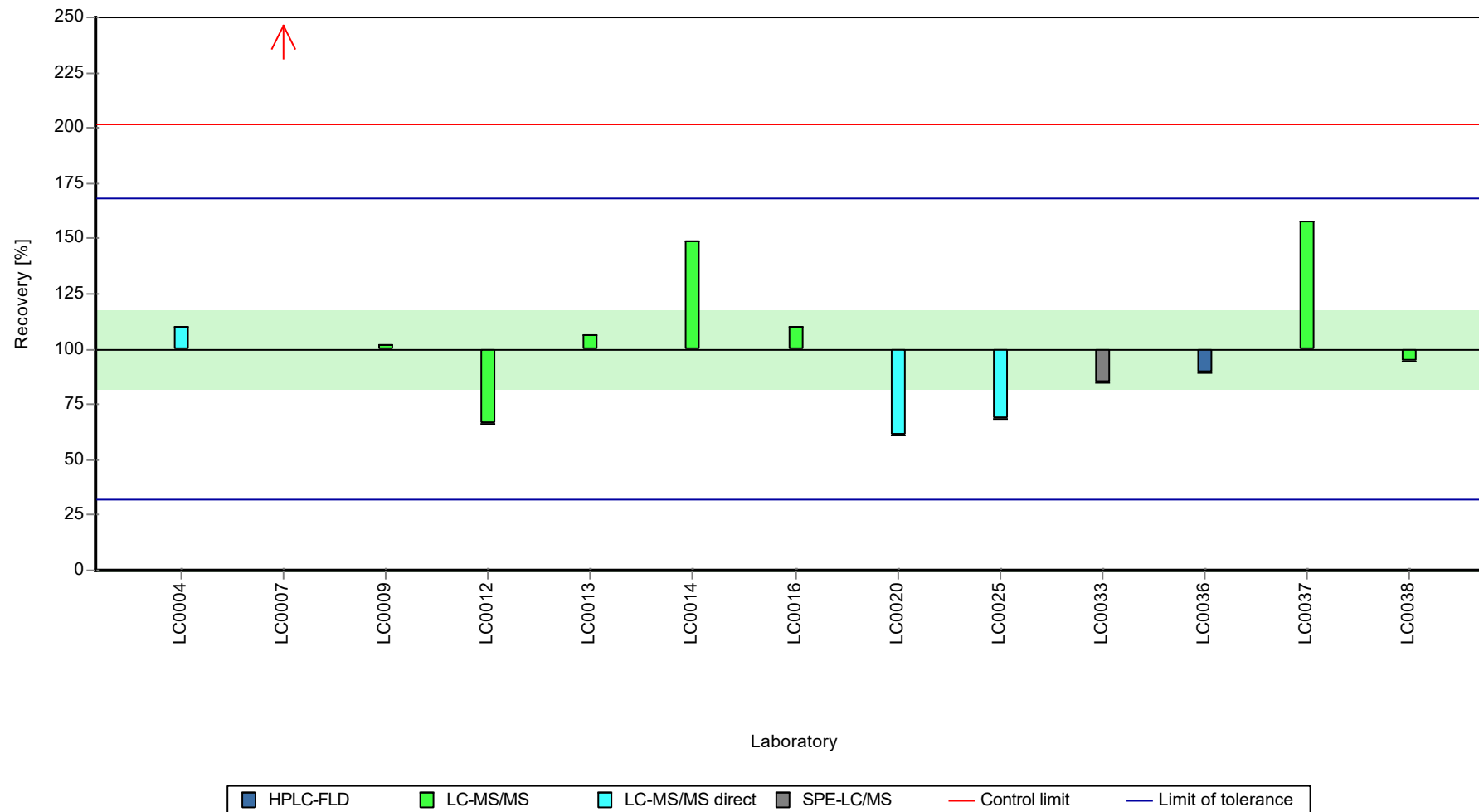
	all results	without outliers	Unit
Mean ± CI (99%)	0.143 ± 0.0559	0.127 ± 0.0332	µg/l
Minimum	0.078	0.078	µg/l
Maximum	0.33	0.201	µg/l
Standard deviation	0.0671	0.0383	µg/l
rel. standard deviation	47	30.1	%
n	13	12	-

Graphical presentation of results

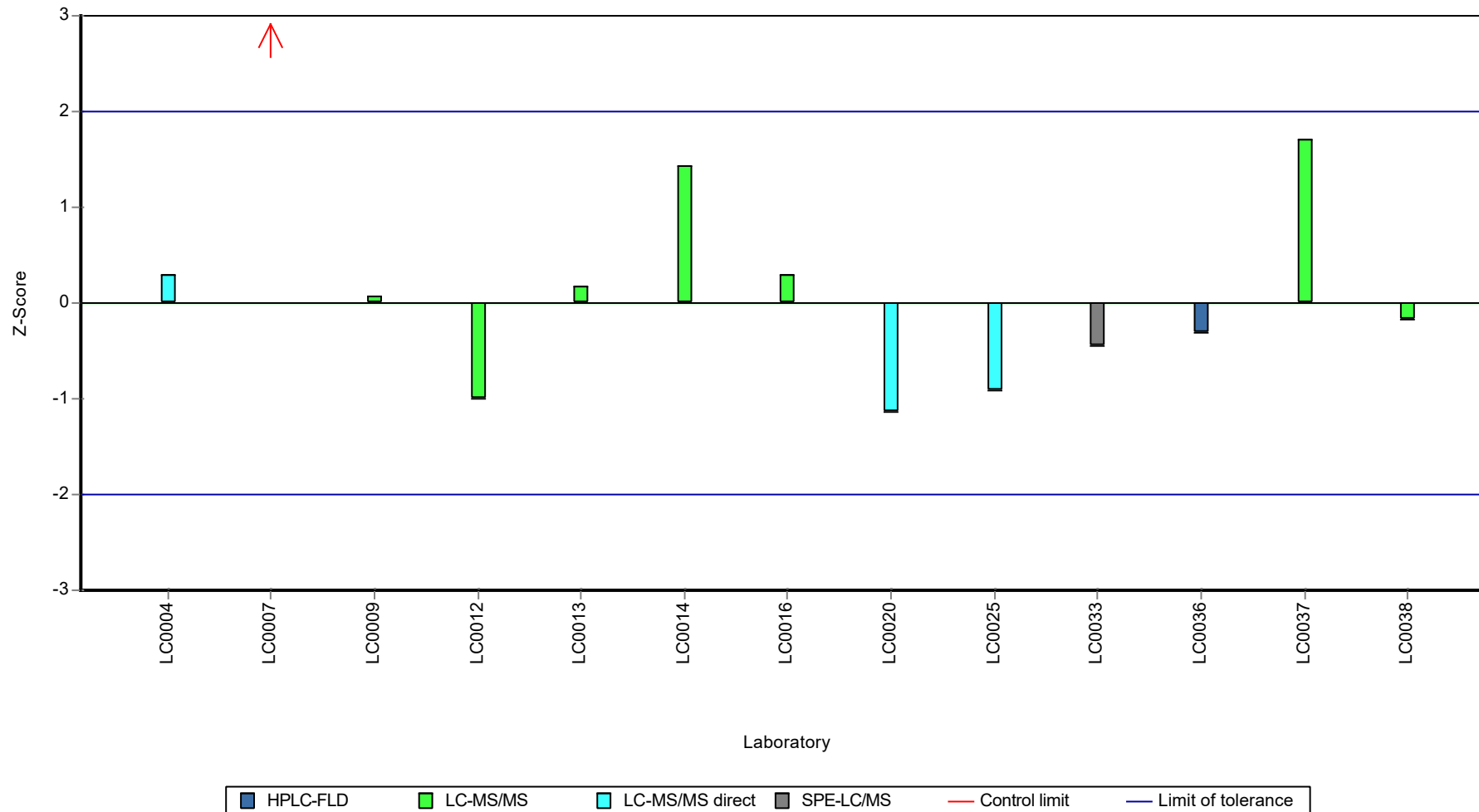
Results



Recovery rate



Z-score



## Parameter oriented report

### H110 A

#### Glyphosate

Unit	µg/l
Assigned value ± U (k=2)	-
Criterion	-
Minimum - Maximum	0.068 - 0.109
Control test value ± U (k=2)	<0.03 (LOD)

Labcode	Result	± U	Recovery [%]	z-score	Comments
LC0001	< 0.01 (LOQ)	-	-	-	
LC0002	< 0.005 (LOQ)	-	-	-	
LC0003	-	-	-	-	
LC0004	< 0.02 (LOQ)	-	-	-	
LC0005	< 0.03 (LOQ)	-	-	-	
LC0006	-	-	-	-	
LC0007	< 0.02 (LOQ)	-	-	-	
LC0008	-	-	-	-	
LC0009	< 0.2 (LOQ)	-	-	-	
LC0010	< 0.01 (LOQ)	-	-	-	
LC0011	-	-	-	-	
LC0012	< 0.05 (LOQ)	-	-	-	
LC0013	< 0.03 (LOQ)	-	-	-	
LC0014	< 0.005 (LOQ)	-	-	-	
LC0015	< 0.025 (LOQ)	-	-	-	
LC0016	< 0.002 (LOQ)	-	-	-	
LC0017	-	-	-	-	
LC0018	-	-	-	-	
LC0019	-	-	-	-	
LC0020	< 0.03 (LOQ)	-	-	-	
LC0021	< 0.01 (LOQ)	-	-	-	
LC0022	-	-	-	-	
LC0023	-	-	-	-	
LC0024	-	-	-	-	
LC0025	< 0.01 (LOQ)	-	-	-	
LC0026	-	-	-	-	
LC0027	-	-	-	-	
LC0028	-	-	-	-	
LC0029	-	-	-	-	
LC0030	-	-	-	-	
LC0031	-	-	-	-	
LC0032	0.109	0.033	-	-	FP
LC0033	-	-	-	-	
LC0034	< 0.05 (LOQ)	-	-	-	
LC0035	-	-	-	-	
LC0036	< 0.03 (LOQ)	-	-	-	
LC0037	0.068	0.014	-	-	FP
LC0038	< 0.1 (LOQ)	-	-	-	

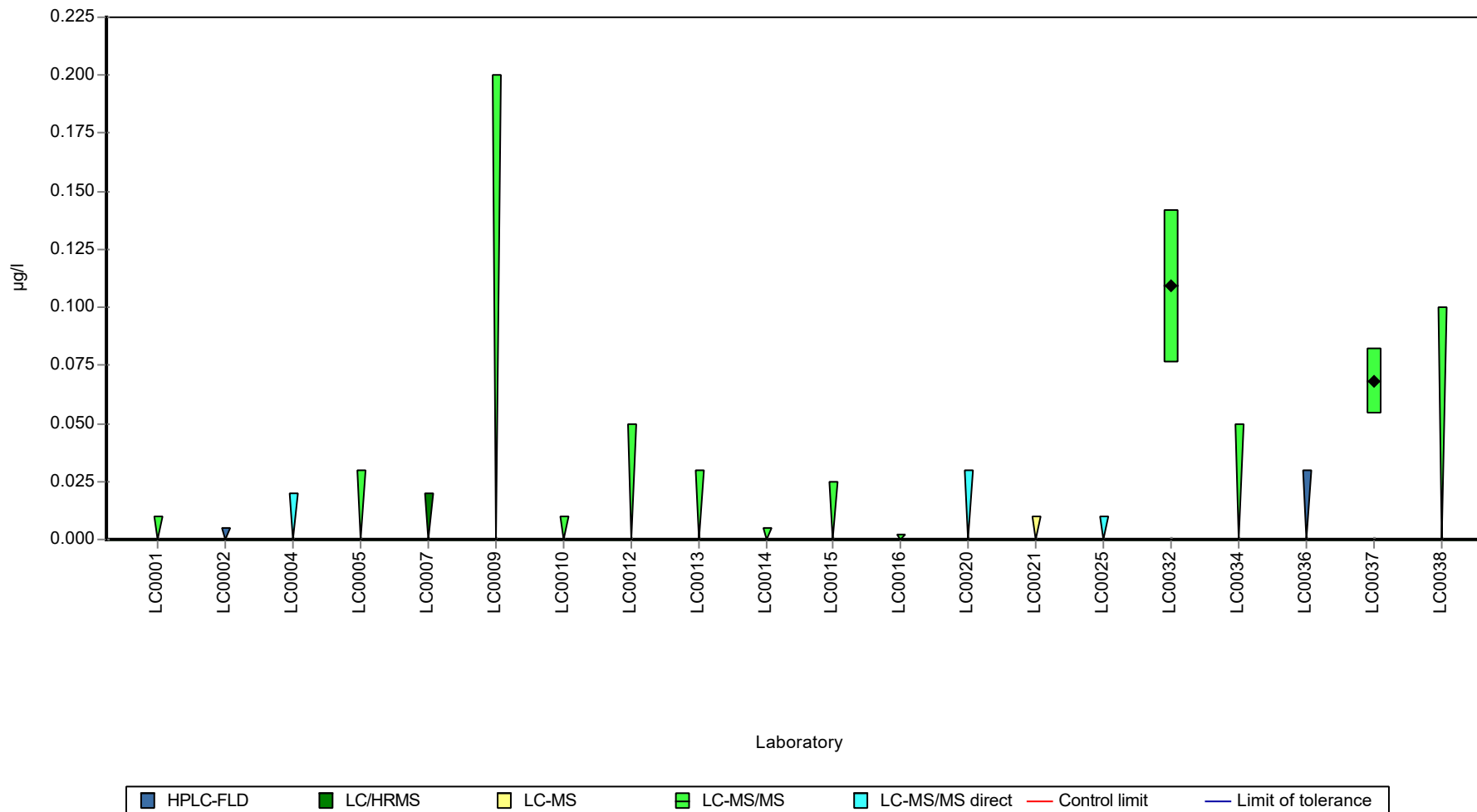
**Characteristics of parameter**

	all results	without outliers	Unit
Mean ± CI (99%)	0.0885 ± 0.0615	-	µg/l
Minimum	0.068	0.068	µg/l
Maximum	0.109	0.109	µg/l
Standard deviation	0.029	-	µg/l
rel. standard deviation	32.8	-	%
n	2	2	-



Graphical presentation of results

Results



## Parameter oriented report

### H110 B

#### Glyphosate

Unit	µg/l
Assigned value ± U (k=2)	0.713 ± 0.069
Criterion	0.143 (20 %)
Minimum - Maximum	0.446 - 1.01
Control test value ± U (k=2)	0.896 ± 0.224

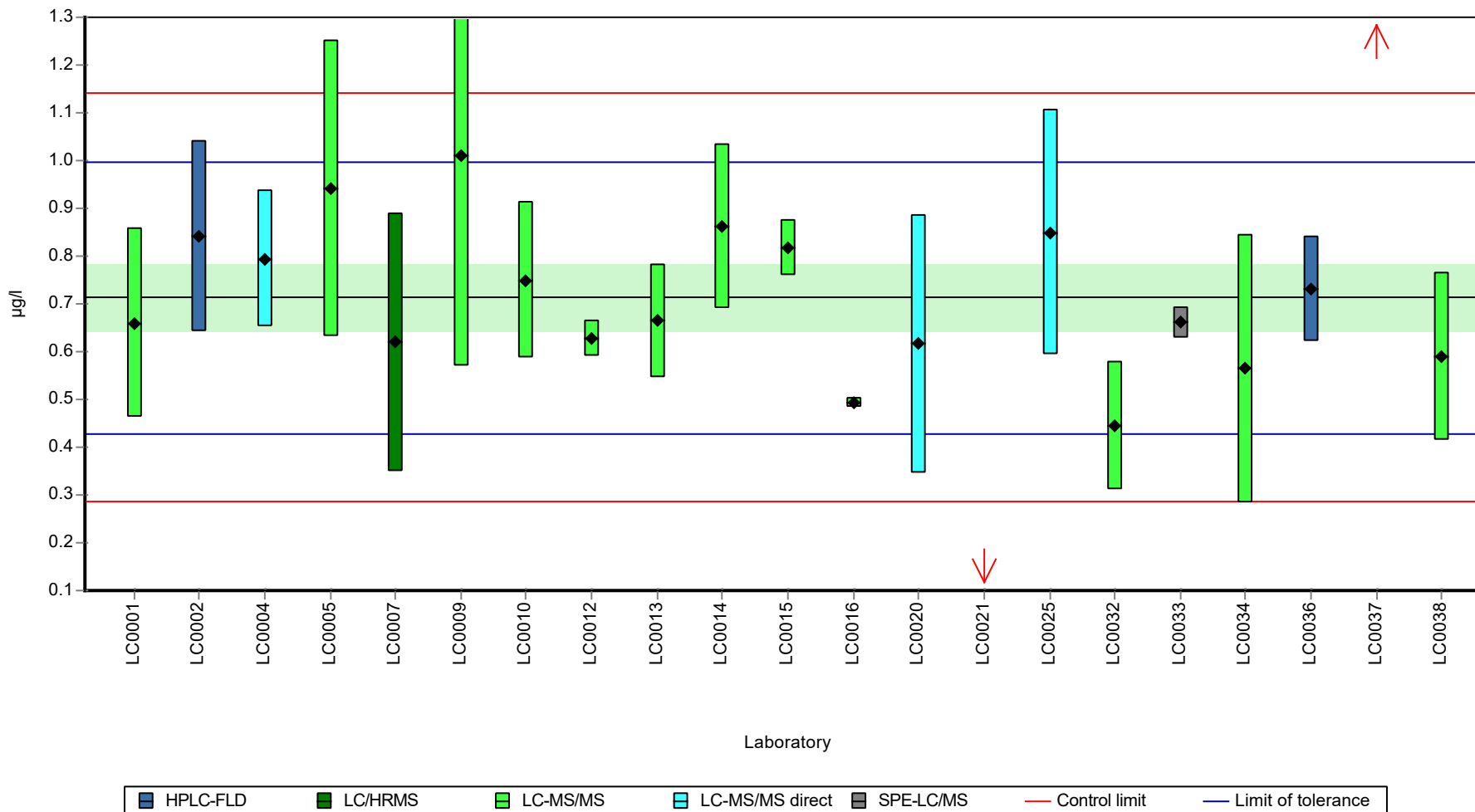
Labcode	Result	± U	Recovery [%]	z-score	Comments
LC0001	0.66	0.198	92.6	-0.37	
LC0002	0.843	0.2	118	0.92	
LC0003	-	-	-	-	
LC0004	0.794	0.143	111	0.57	
LC0005	0.941	0.311	132	1.6	
LC0006	-	-	-	-	
LC0007	0.62	0.27	87	-0.65	
LC0008	-	-	-	-	
LC0009	1.01	0.44	142	2.09	
LC0010	0.75	0.165	105	0.26	
LC0011	-	-	-	-	
LC0012	0.626	0.038	87.9	-0.61	
LC0013	0.664	0.12	93.2	-0.34	
LC0014	0.861	0.172	121	1.04	
LC0015	0.818	0.059	115	0.74	
LC0016	0.494	0.01	69.3	-1.53	
LC0017	-	-	-	-	
LC0018	-	-	-	-	
LC0019	-	-	-	-	
LC0020	0.616	0.27	86.5	-0.68	
LC0021	0.0534	0.0032	7.5	-4.63	H
LC0022	-	-	-	-	
LC0023	-	-	-	-	
LC0024	-	-	-	-	
LC0025	0.85	0.2584	119	0.96	
LC0026	-	-	-	-	
LC0027	-	-	-	-	
LC0028	-	-	-	-	
LC0029	-	-	-	-	
LC0030	-	-	-	-	
LC0031	-	-	-	-	
LC0032	0.446	0.134	62.6	-1.87	
LC0033	0.6607	0.0322	92.7	-0.36	
LC0034	0.564	0.282	79.2	-1.04	
LC0035	-	-	-	-	
LC0036	0.73	0.11	102	0.12	
LC0037	1.31	0.262	184	4.19	H
LC0038	0.59	0.177	82.8	-0.86	

**Characteristics of parameter**

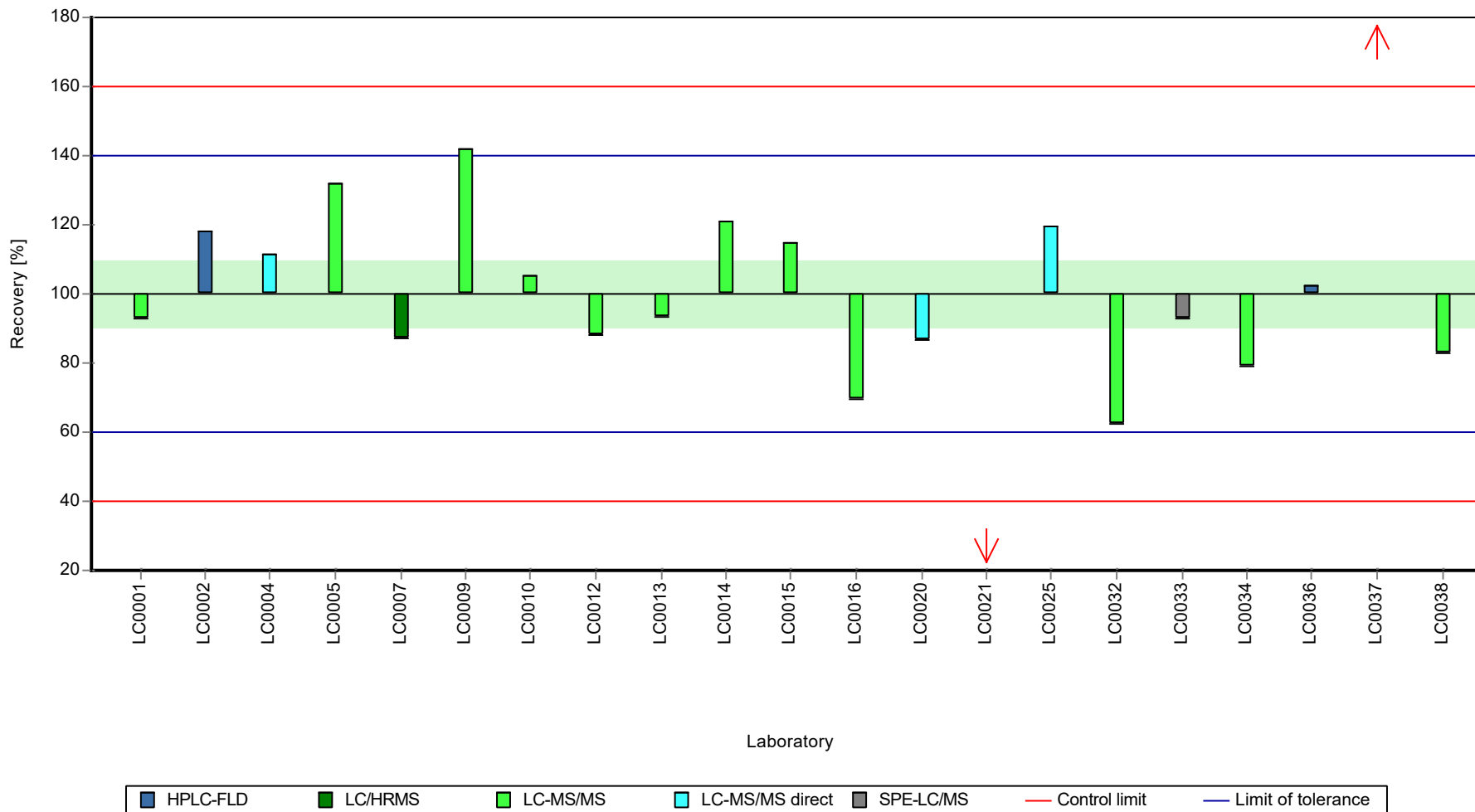
	all results	without outliers	Unit
Mean ± CI (99%)	0.71 ± 0.16	0.713 ± 0.104	µg/l
Minimum	0.0534	0.446	µg/l
Maximum	1.31	1.01	µg/l
Standard deviation	0.245	0.15	µg/l
rel. standard deviation	34.5	21.1	%
n	21	19	-

Graphical presentation of results

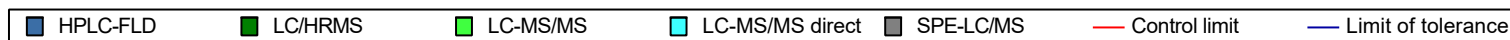
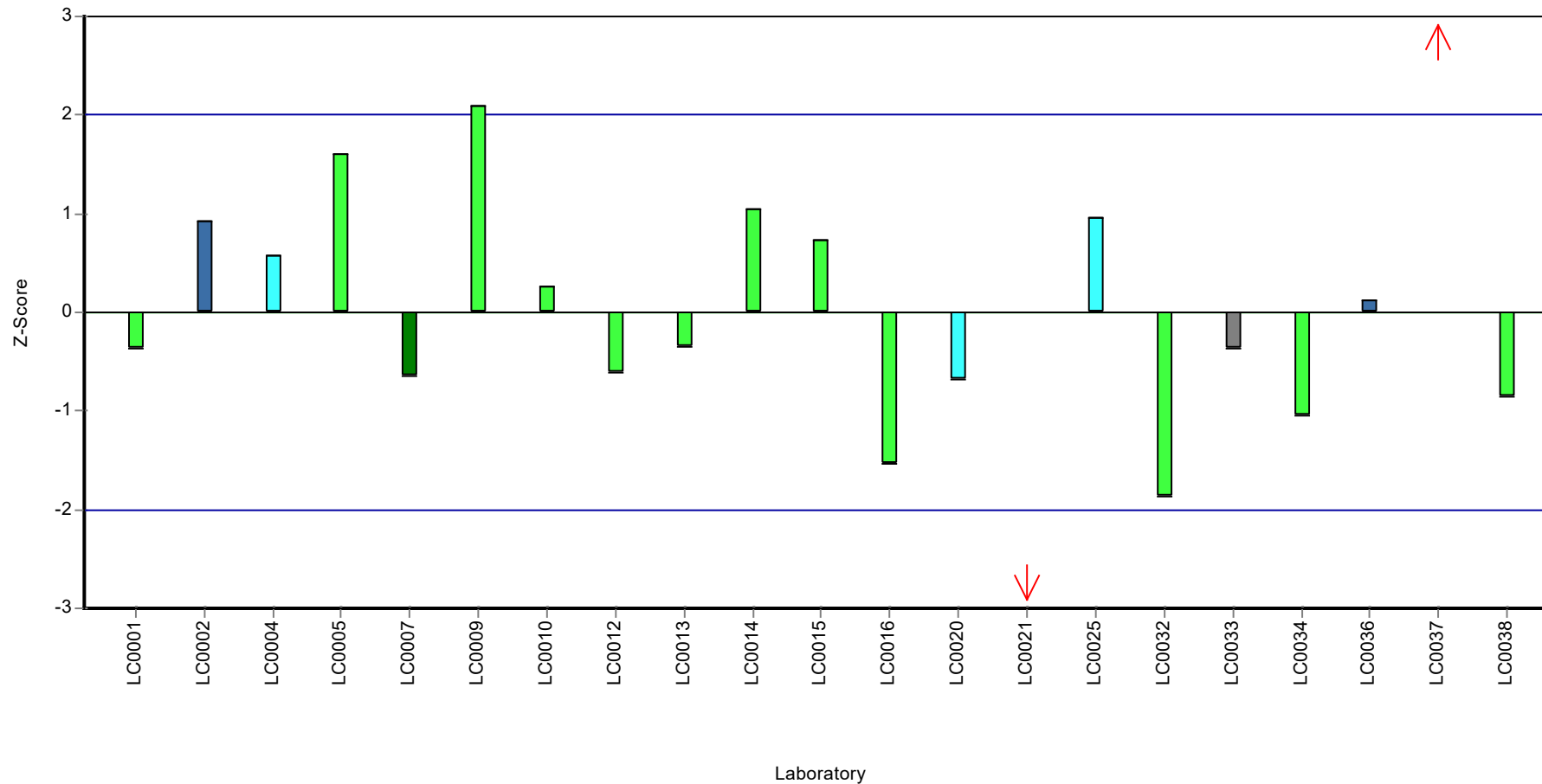
Results



Recovery rate



Z-score



## Parameter oriented report

### H110 A

#### MCPP (Mecoprop)

Unit	µg/l
Assigned value ± U (k=2)	0.108 ± 0.00421
Criterion	0.0141 (13 %)
Minimum - Maximum	0.096 - 0.137
Control test value ± U (k=2)	0.112 ± 0.0168

Labcode	Result	± U	Recovery [%]	z-score	Comments
LC0001	0.097	0.0291	89.6	-0.8	
LC0002	0.101	0.025	93.3	-0.52	
LC0003	-	-	-	-	
LC0004	0.096	0.017	88.6	-0.87	
LC0005	-	-	-	-	
LC0006	-	-	-	-	
LC0007	0.16	0.07	148	3.67	H
LC0008	0.103	0.031	95.1	-0.38	
LC0009	-	-	-	-	
LC0010	-	-	-	-	
LC0011	0.099	0.015	91.4	-0.66	
LC0012	0.127	0.027	117	1.33	
LC0013	0.118	0.0091	109	0.69	
LC0014	0.106	0.021	97.9	-0.16	
LC0015	0.114	0.007	105	0.41	
LC0016	0.107	0.01	98.8	-0.09	
LC0017	-	-	-	-	
LC0018	-	-	-	-	
LC0019	0.113	0.017	104	0.33	
LC0020	0.064	0.028	59.1	-3.15	H
LC0021	-	-	-	-	
LC0022	0.102	0.0143	94.2	-0.45	
LC0023	0.099	0.004	91.4	-0.66	
LC0024	0.104	0.024	96	-0.3	
LC0025	0.116	0.01489	107	0.55	
LC0026	0.101	0.03	93.3	-0.52	
LC0027	0.104	0.03	96	-0.3	
LC0028	-	-	-	-	
LC0029	-	-	-	-	
LC0030	0.107	0.016	98.8	-0.09	
LC0031	0.11	0.018	102	0.12	
LC0032	0.139	0.042	128	2.18	H
LC0033	0.1371	0.004	127	2.05	
LC0034	0.1	0.033	92.3	-0.59	
LC0035	0.11	0.022	102	0.12	
LC0036	0.103	0.015	95.1	-0.38	
LC0037	0.125	0.025	115	1.19	
LC0038	0.156	0.04681	144	3.39	H

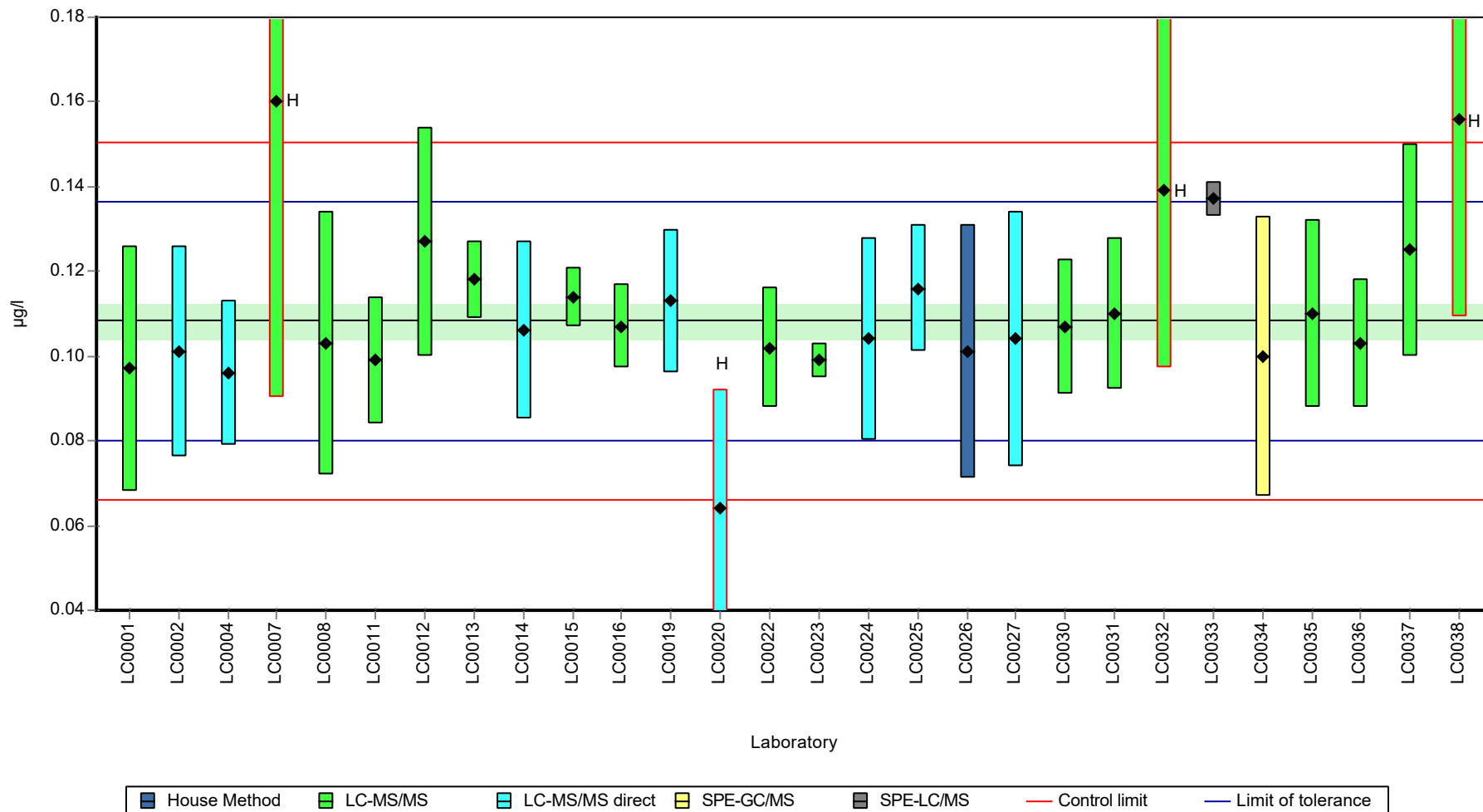
**Characteristics of parameter**

	all results	without outliers	Unit
Mean ± CI (99%)	0.111 ± 0.0109	0.108 ± 0.00631	µg/l
Minimum	0.064	0.096	µg/l
Maximum	0.16	0.137	µg/l
Standard deviation	0.0193	0.0103	µg/l
rel. standard deviation	17.3	9.51	%
n	28	24	-

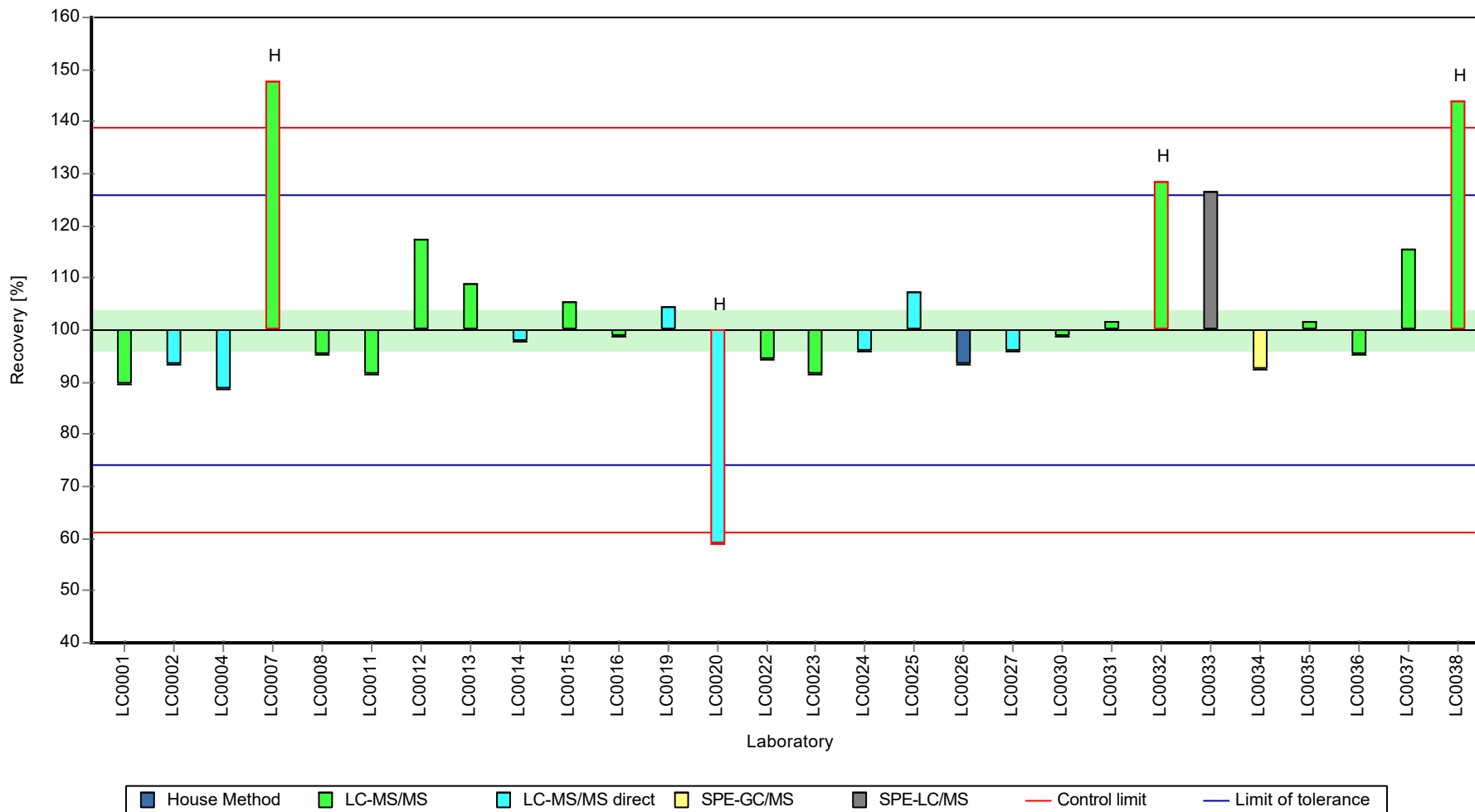


Graphical presentation of results

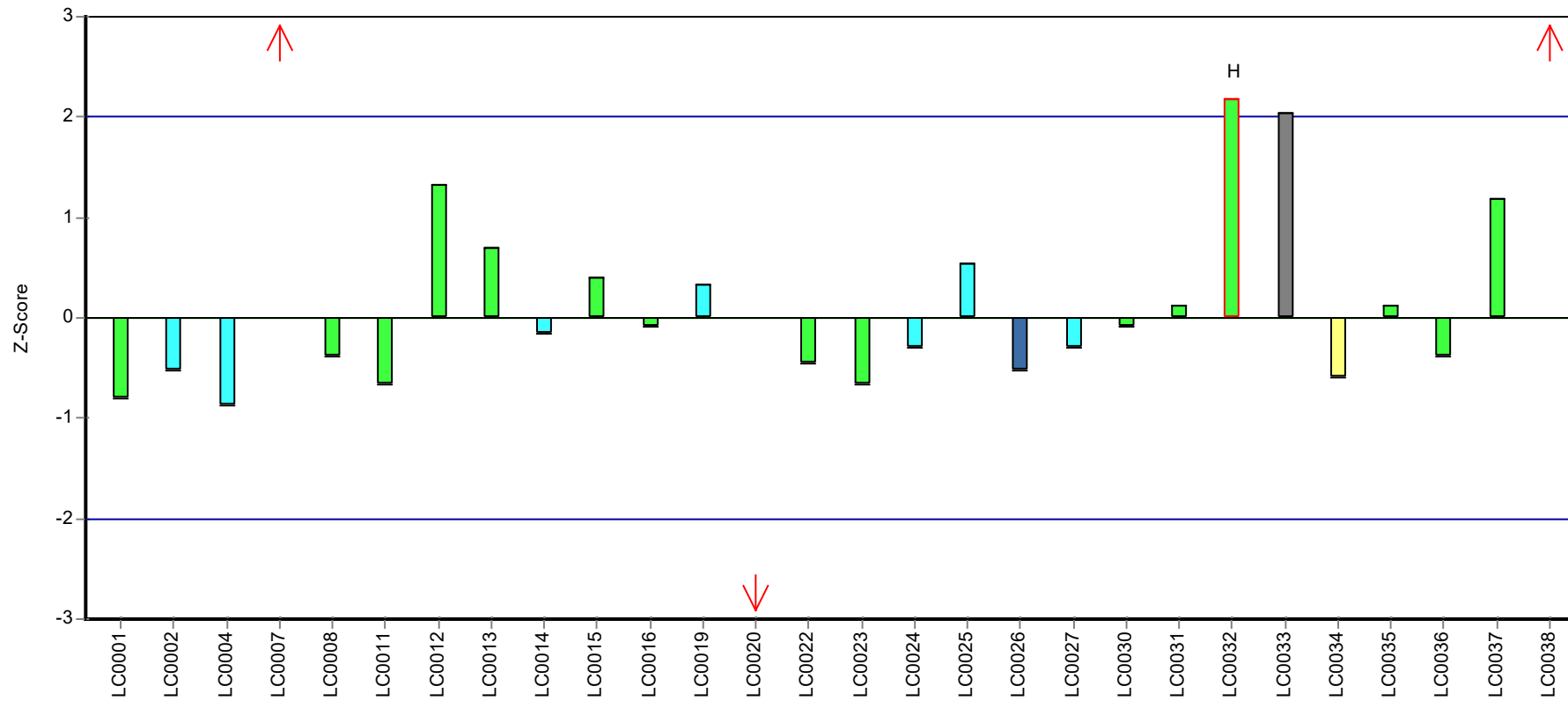
Results



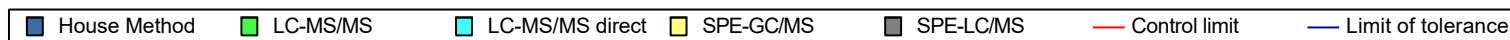
Recovery rate



Z-score



Laboratory



## Parameter oriented report

### H110 B

#### MCPP (Mecoprop)

Unit	µg/l
Assigned value ± U (k=2)	0.449 ± 0.016
Criterion	0.0584 (13 %)
Minimum - Maximum	0.378 - 0.542
Control test value ± U (k=2)	0.429 ± 0.0644

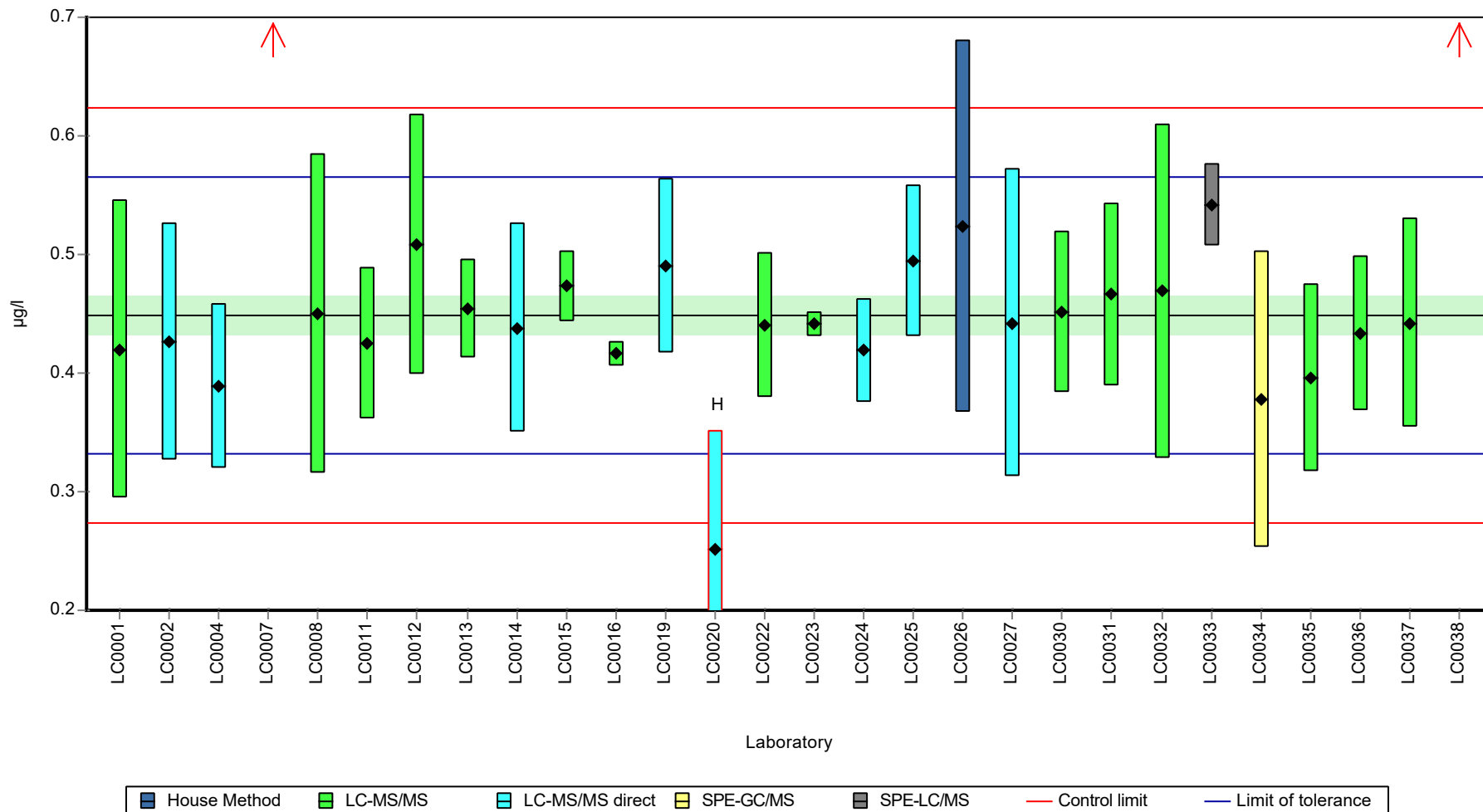
Labcode	Result	± U	Recovery [%]	z-score	Comments
LC0001	0.42	0.126	93.5	-0.5	
LC0002	0.426	0.1	94.9	-0.39	
LC0003	-	-	-	-	
LC0004	0.389	0.07	86.6	-1.03	
LC0005	-	-	-	-	
LC0006	-	-	-	-	
LC0007	0.81	0.36	180	6.18	H
LC0008	0.45	0.135	100	0.02	
LC0009	-	-	-	-	
LC0010	-	-	-	-	
LC0011	0.425	0.064	94.7	-0.41	
LC0012	0.508	0.11	113	1.01	
LC0013	0.454	0.042	101	0.09	
LC0014	0.438	0.088	97.5	-0.19	
LC0015	0.473	0.03	105	0.41	
LC0016	0.416	0.01	92.6	-0.57	
LC0017	-	-	-	-	
LC0018	-	-	-	-	
LC0019	0.49	0.074	109	0.7	
LC0020	0.252	0.1	56.1	-3.38	H
LC0021	-	-	-	-	
LC0022	0.44	0.0615	98	-0.15	
LC0023	0.441	0.01	98.2	-0.14	
LC0024	0.419	0.044	93.3	-0.51	
LC0025	0.495	0.064	110	0.79	
LC0026	0.523	0.157	116	1.27	
LC0027	0.442	0.13	98.4	-0.12	
LC0028	-	-	-	-	
LC0029	-	-	-	-	
LC0030	0.451	0.068	100	0.03	
LC0031	0.466	0.077	104	0.29	
LC0032	0.469	0.141	104	0.34	
LC0033	0.5415	0.0346	121	1.58	
LC0034	0.378	0.125	84.2	-1.22	
LC0035	0.396	0.079	88.2	-0.91	
LC0036	0.433	0.065	96.4	-0.27	
LC0037	0.442	0.088	98.4	-0.12	
LC0038	0.8382	0.25145	187	6.67	H

**Characteristics of parameter**

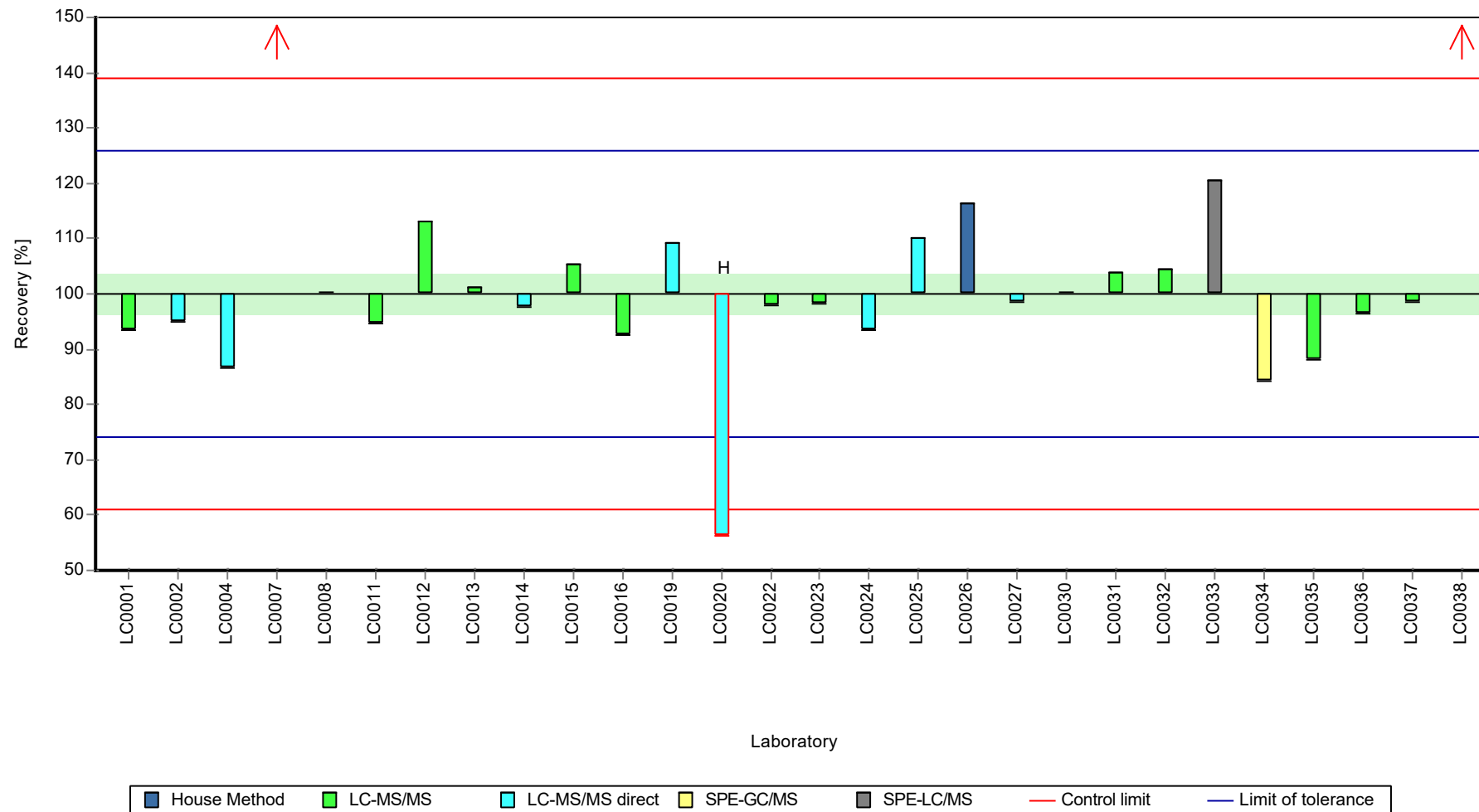
	all results	without outliers	Unit
Mean ± CI (99%)	0.469 ± 0.0644	0.449 ± 0.0241	µg/l
Minimum	0.252	0.378	µg/l
Maximum	0.838	0.542	µg/l
Standard deviation	0.114	0.0401	µg/l
rel. standard deviation	24.2	8.93	%
n	28	25	-

Graphical presentation of results

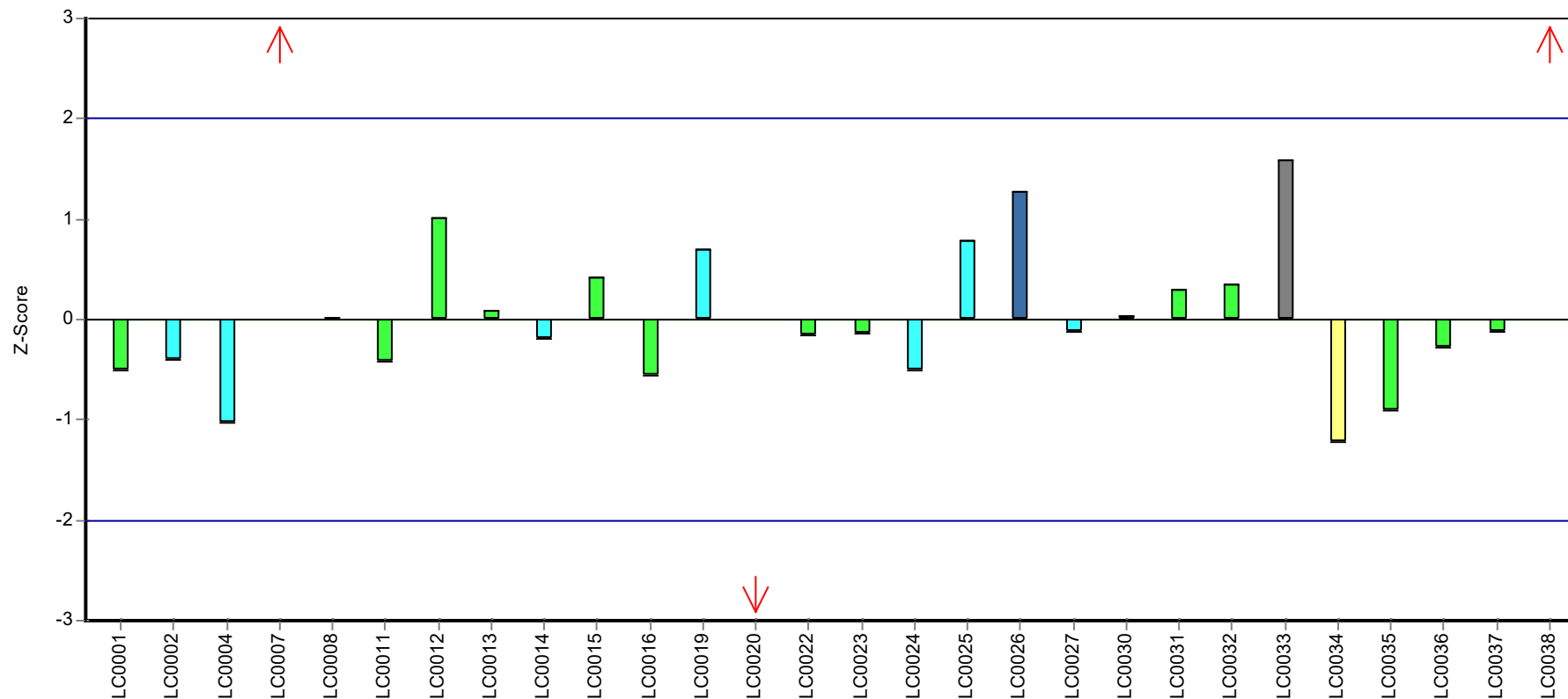
Results



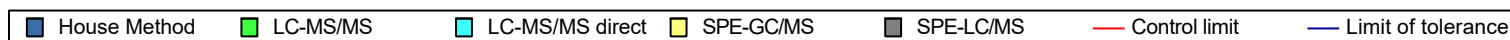
Recovery rate



Z-score



Laboratory





## Parameter oriented report

### H110 A

#### Metazachlor

Unit  $\mu\text{g/l}$   
Assigned value  $\pm U$  (k=2) -  
Criterion -  
Minimum - Maximum -  
Control test value  $\pm U$  (k=2) <0.025 (NG)

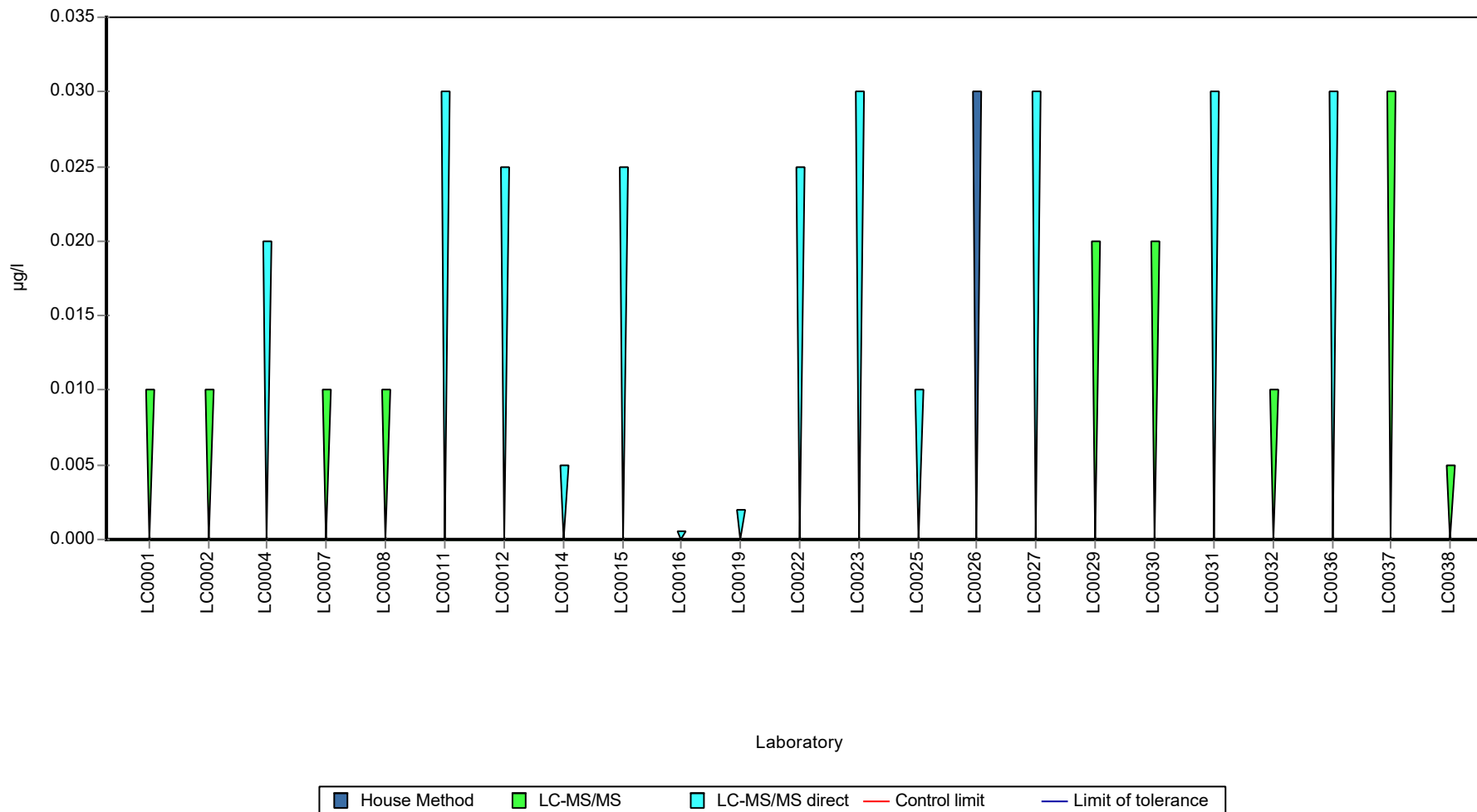
Labcode	Result	$\pm U$	Recovery [%]	z-score	Comments
LC0001	< 0.01 (LOQ)	-	-	-	
LC0002	< 0.01 (LOQ)	-	-	-	
LC0003	-	-	-	-	
LC0004	< 0.02 (LOQ)	-	-	-	
LC0005	-	-	-	-	
LC0006	-	-	-	-	
LC0007	< 0.01 (LOQ)	-	-	-	
LC0008	< 0.01 (LOQ)	-	-	-	
LC0009	-	-	-	-	
LC0010	-	-	-	-	
LC0011	< 0.03 (LOQ)	-	-	-	
LC0012	< 0.025 (LOQ)	-	-	-	
LC0013	-	-	-	-	
LC0014	< 0.005 (LOQ)	-	-	-	
LC0015	< 0.025 (LOQ)	-	-	-	
LC0016	< 0.0005 (LOQ)	-	-	-	
LC0017	-	-	-	-	
LC0018	-	-	-	-	
LC0019	< 0.002 (LOQ)	-	-	-	
LC0020	-	-	-	-	
LC0021	-	-	-	-	
LC0022	< 0.025 (LOQ)	-	-	-	
LC0023	< 0.03 (LOQ)	-	-	-	
LC0024	-	-	-	-	
LC0025	< 0.01 (LOQ)	-	-	-	
LC0026	< 0.03 (LOQ)	-	-	-	
LC0027	< 0.03 (LOQ)	-	-	-	
LC0028	-	-	-	-	
LC0029	< 0.02 (LOQ)	-	-	-	
LC0030	< 0.02 (LOQ)	-	-	-	
LC0031	< 0.03 (LOQ)	-	-	-	
LC0032	< 0.01 (LOQ)	-	-	-	
LC0033	-	-	-	-	
LC0034	-	-	-	-	
LC0035	-	-	-	-	
LC0036	< 0.03 (LOQ)	-	-	-	
LC0037	< 0.03 (LOQ)	-	-	-	
LC0038	< 0.005 (LOQ)	-	-	-	

**Characteristics of parameter**

	all results	without outliers	Unit
Mean ± CI (99%)	-	-	µg/l
Minimum	-	-	µg/l
Maximum	-	-	µg/l
Standard deviation	-	-	µg/l
rel. standard deviation	-	-	%
n	0	0	-

Graphical presentation of results

Results



## Parameter oriented report

### H110 B

#### Metazachlor

Unit	µg/l
Assigned value ± U (k=2)	0.222 ± 0.0101
Criterion	0.0266 (12 %)
Minimum - Maximum	0.172 - 0.265
Control test value ± U (k=2)	0.214 ± 0.032

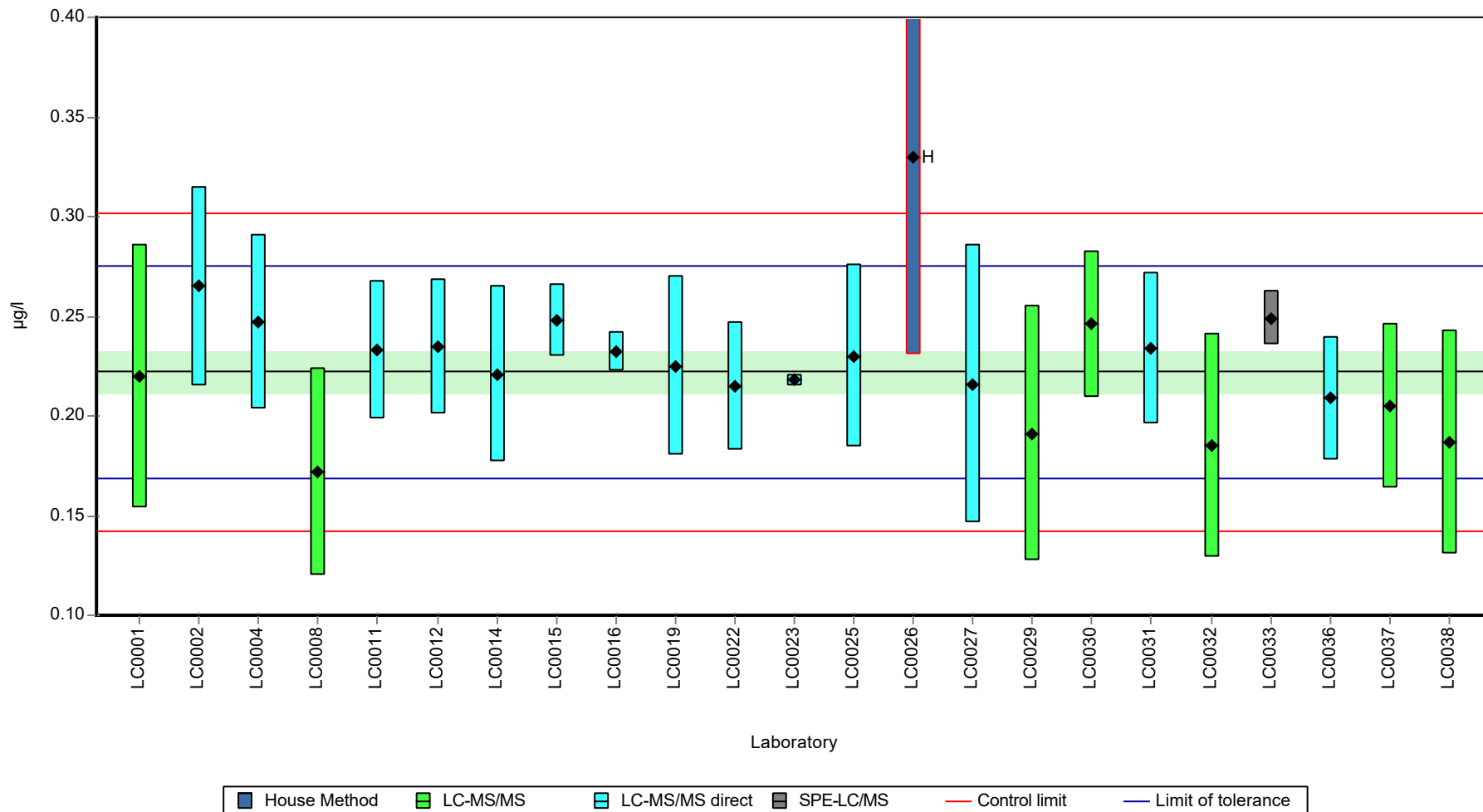
Labcode	Result	± U	Recovery [%]	z-score	Comments
LC0001	0.22	0.066	99.1	-0.07	
LC0002	0.265	0.05	119	1.62	
LC0003	-	-	-	-	
LC0004	0.247	0.044	111	0.94	
LC0005	-	-	-	-	
LC0006	-	-	-	-	
LC0007	-	-	-	-	
LC0008	0.172	0.052	77.5	-1.88	
LC0009	-	-499.5	-	-	
LC0010	-	-	-	-	
LC0011	0.233	0.035	105	0.41	
LC0012	0.235	0.034	106	0.49	
LC0013	-	-	-	-	
LC0014	0.221	0.044	99.6	-0.04	
LC0015	0.248	0.018	112	0.98	
LC0016	0.232	0.01	105	0.38	
LC0017	-	-	-	-	
LC0018	-	-	-	-	
LC0019	0.225	0.045	101	0.11	
LC0020	-	-	-	-	
LC0021	-	-	-	-	
LC0022	0.215	0.0323	96.9	-0.26	
LC0023	0.218	0.003	98.2	-0.15	
LC0024	-	-	-	-	
LC0025	0.23	0.046	104	0.3	
LC0026	0.33	0.099	149	4.06	H
LC0027	0.216	0.07	97.3	-0.22	
LC0028	-	-	-	-	
LC0029	0.191	0.064	86.1	-1.16	
LC0030	0.246	0.037	111	0.9	
LC0031	0.234	0.038	105	0.45	
LC0032	0.185	0.056	83.3	-1.39	
LC0033	0.2491	0.0139	112	1.02	
LC0034	-	-	-	-	
LC0035	-	-	-	-	
LC0036	0.209	0.031	94.2	-0.49	
LC0037	0.205	0.041	92.4	-0.64	
LC0038	0.187	0.0561	84.2	-1.31	

**Characteristics of parameter**

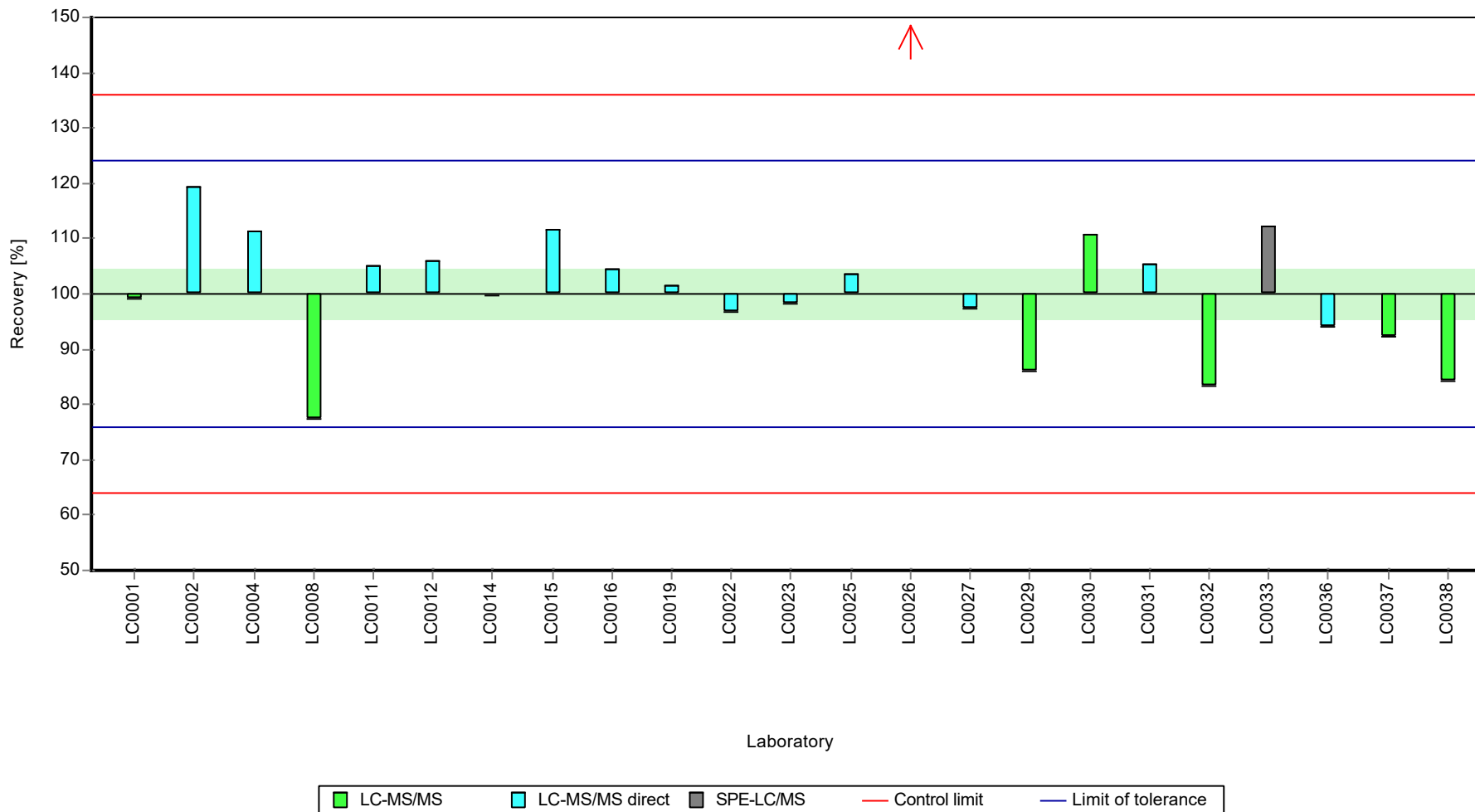
	all results	without outliers	Unit
Mean ± CI (99%)	0.227 ± 0.0202	0.222 ± 0.0151	µg/l
Minimum	0.172	0.172	µg/l
Maximum	0.33	0.265	µg/l
Standard deviation	0.0322	0.0236	µg/l
rel. standard deviation	14.2	10.6	%
n	23	22	-

Graphical presentation of results

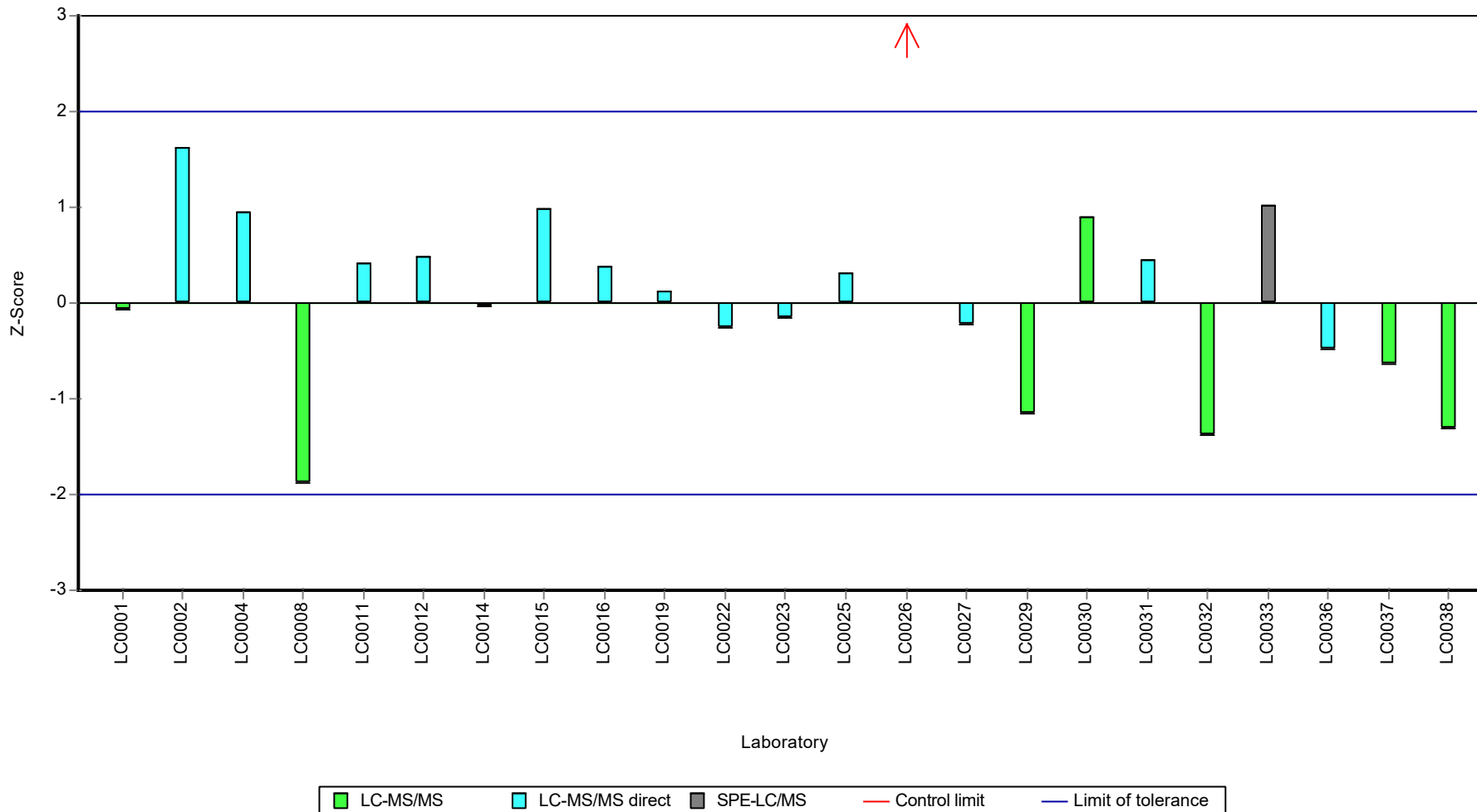
Results



Recovery rate



Z-score





## Parameter oriented report

### H110 A

#### Metazachlor ethane sulfonic acid (Metazachlor-ESA)

Unit	µg/l
Assigned value ± U (k=2)	0.961 ± 0.0475
Criterion	0.183 (19 %)
Minimum - Maximum	0.791 - 1.21
Control test value ± U (k=2)	0.990 ± 0.247

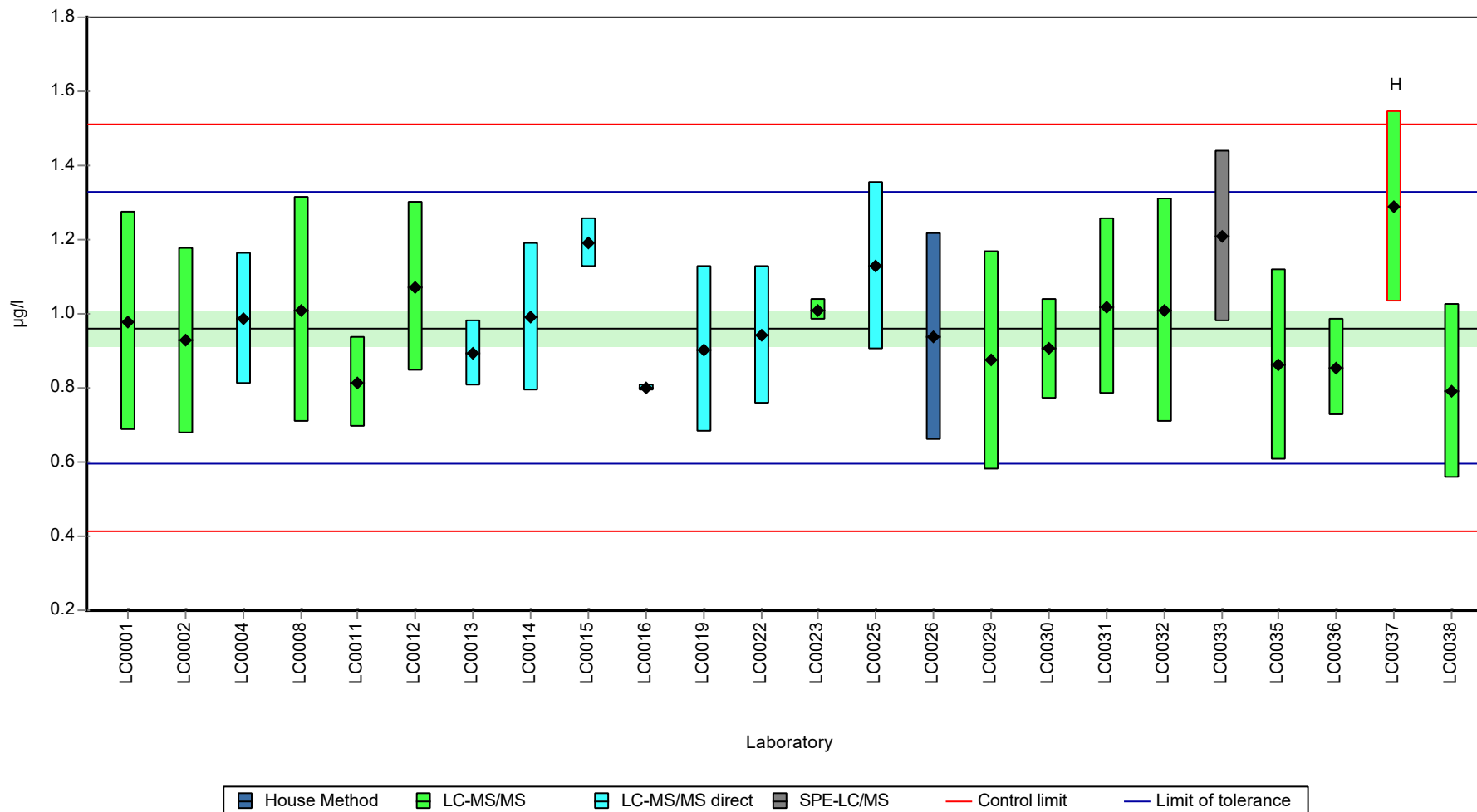
Labcode	Result	± U	Recovery [%]	z-score	Comments
LC0001	0.98	0.294	102	0.1	
LC0002	0.927	0.25	96.4	-0.19	
LC0003	-	-	-	-	
LC0004	0.987	0.178	103	0.14	
LC0005	-	-	-	-	
LC0006	-	-	-	-	
LC0007	-	-	-	-	
LC0008	1.01	0.304	105	0.27	
LC0009	-	-	-	-	
LC0010	-	-	-	-	
LC0011	0.815	0.122	84.8	-0.8	
LC0012	1.073	0.23	112	0.61	
LC0013	0.892	0.089	92.8	-0.38	
LC0014	0.991	0.198	103	0.16	
LC0015	1.191	0.067	124	1.26	
LC0016	0.799	0.01	83.1	-0.89	
LC0017	-	-	-	-	
LC0018	-	-	-	-	
LC0019	0.904	0.226	94	-0.31	
LC0020	-	-	-	-	
LC0021	-	-	-	-	
LC0022	0.942	0.188	98	-0.11	
LC0023	1.01	0.029	105	0.27	
LC0024	-	-	-	-	
LC0025	1.13	0.226	118	0.92	
LC0026	0.937	0.281	97.5	-0.13	
LC0027	-	-	-	-	
LC0028	-	-	-	-	
LC0029	0.874	0.294	90.9	-0.48	
LC0030	0.906	0.136	94.2	-0.3	
LC0031	1.02	0.236	106	0.32	
LC0032	1.008	0.302	105	0.26	
LC0033	1.2081	0.2307	126	1.35	
LC0034	-	-	-	-	
LC0035	0.863	0.259	89.8	-0.54	
LC0036	0.855	0.13	88.9	-0.58	
LC0037	1.29	0.258	134	1.8	H
LC0038	0.791	0.2373	82.3	-0.93	

**Characteristics of parameter**

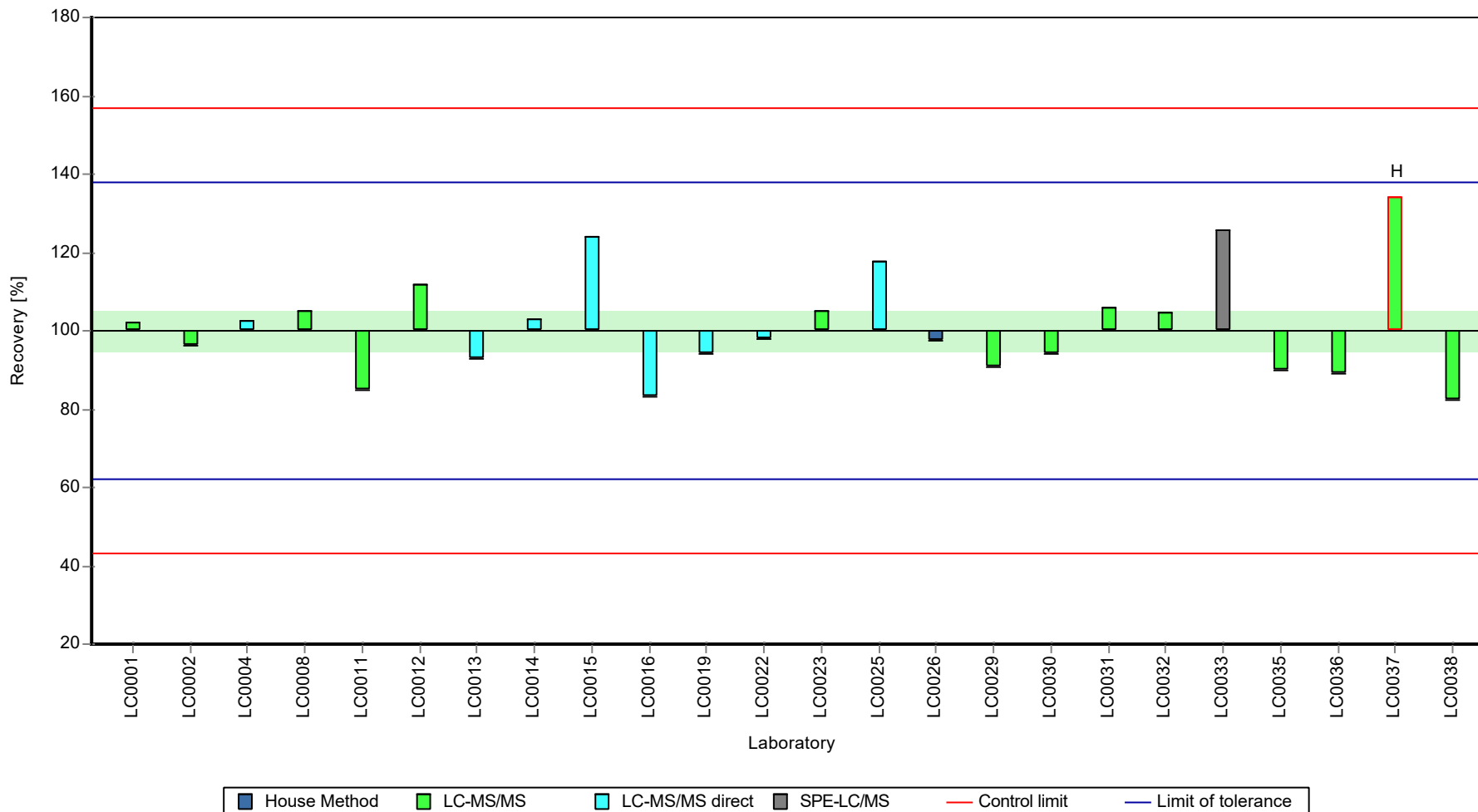
	all results	without outliers	Unit
Mean ± CI (99%)	0.975 ± 0.0796	0.961 ± 0.0713	µg/l
Minimum	0.791	0.791	µg/l
Maximum	1.29	1.21	µg/l
Standard deviation	0.13	0.114	µg/l
rel. standard deviation	13.3	11.8	%
n	24	23	-

Graphical presentation of results

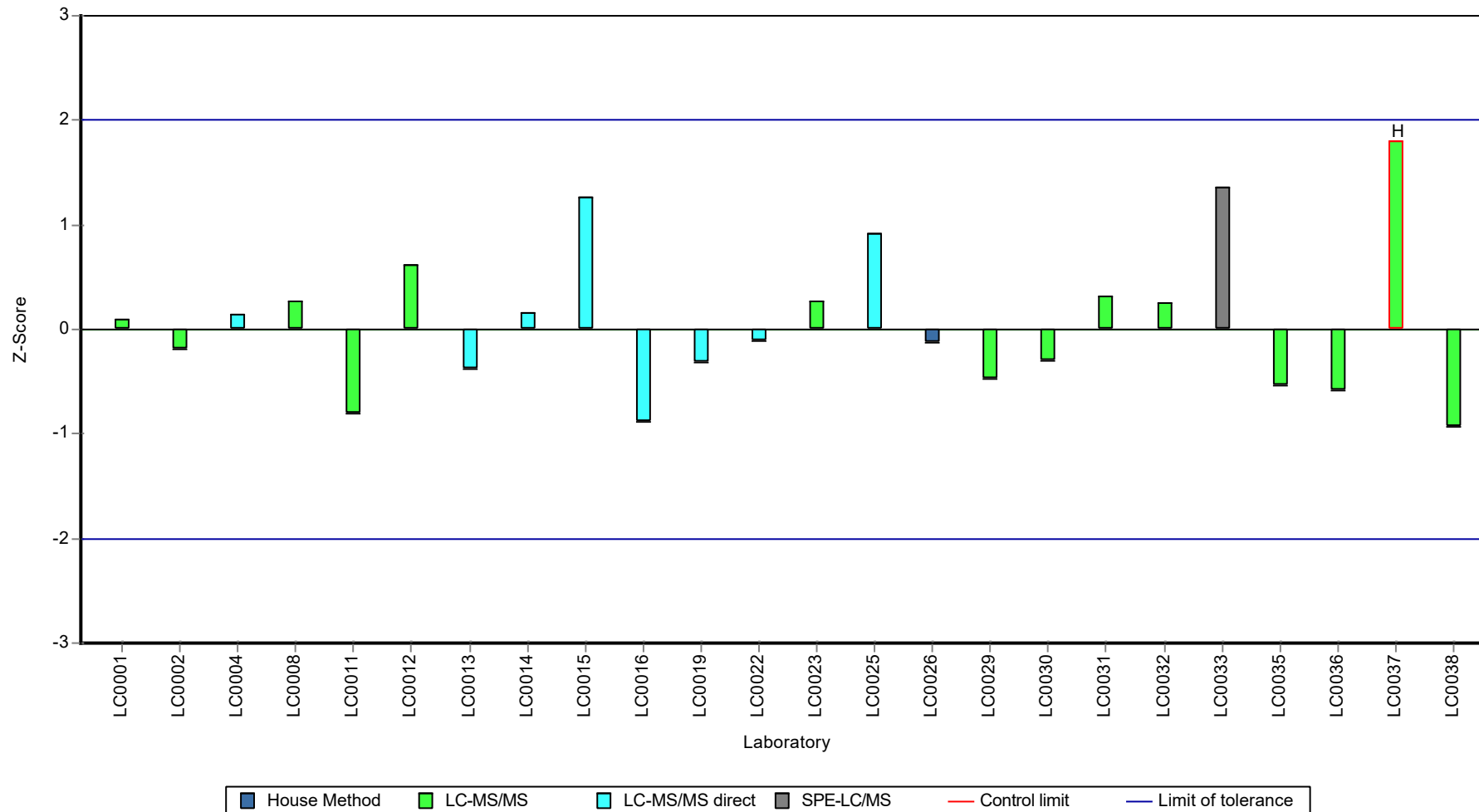
Results



Recovery rate



Z-score



## Parameter oriented report

### H110 B

#### Metazachlor ethane sulfonic acid (Metazachlor-ESA)

Unit	µg/l
Assigned value ± U (k=2)	0.177 ± 0.0116
Criterion	0.0337 (19 %)
Minimum - Maximum	0.127 - 0.245
Control test value ± U (k=2)	0.158 ± 0.0395

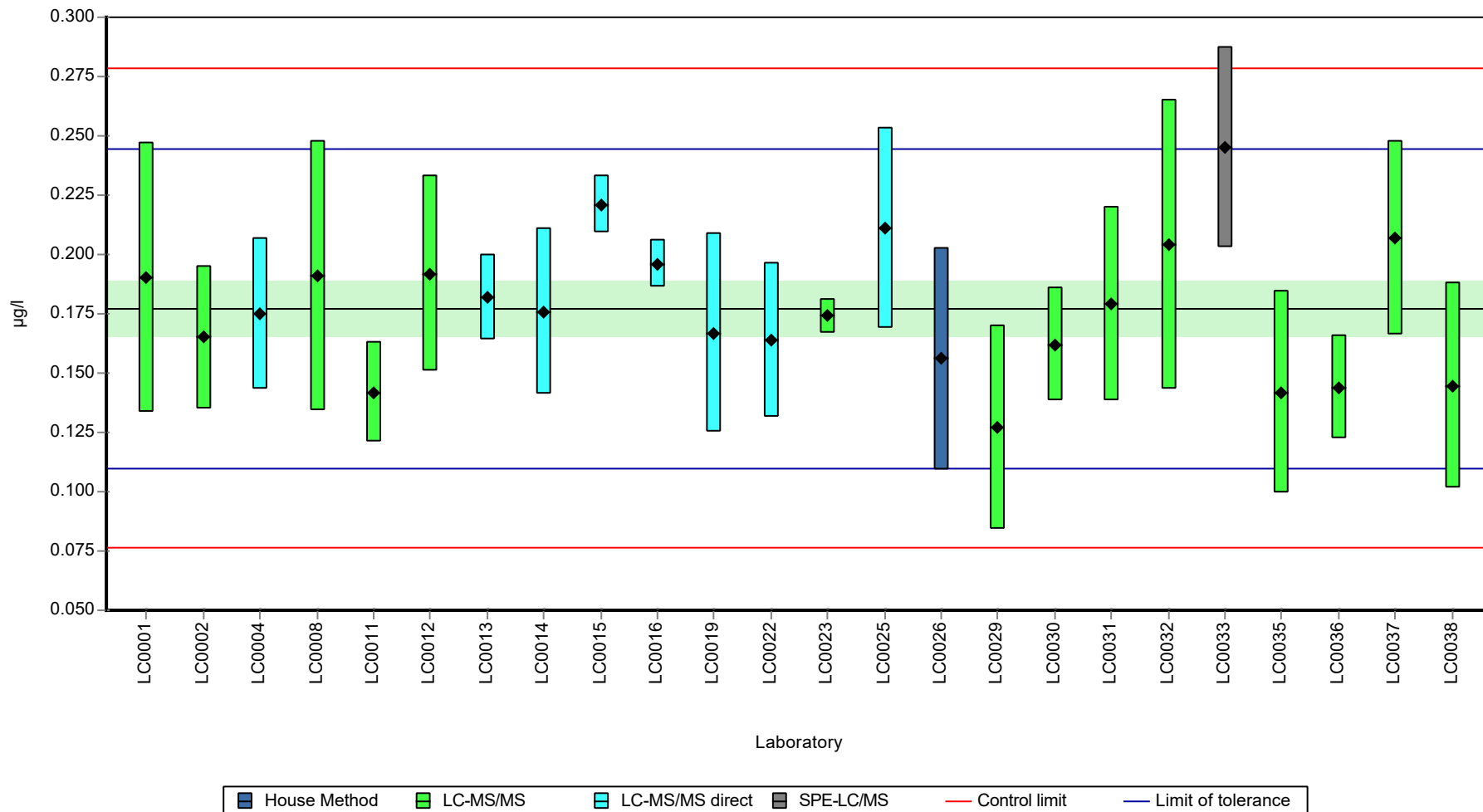
Labcode	Result	± U	Recovery [%]	z-score	Comments
LC0001	0.19	0.057	107	0.38	
LC0002	0.165	0.03	93	-0.37	
LC0003	-	-	-	-	
LC0004	0.175	0.032	98.7	-0.07	
LC0005	-	-	-	-	
LC0006	-	-	-	-	
LC0007	-	-	-	-	
LC0008	0.191	0.057	108	0.41	
LC0009	-	-	-	-	
LC0010	-	-	-	-	
LC0011	0.142	0.021	80.1	-1.05	
LC0012	0.192	0.041	108	0.43	
LC0013	0.182	0.018	103	0.14	
LC0014	0.176	0.035	99.2	-0.04	
LC0015	0.221	0.012	125	1.29	
LC0016	0.196	0.01	111	0.55	
LC0017	-	-	-	-	
LC0018	-	-	-	-	
LC0019	0.167	0.042	94.2	-0.31	
LC0020	-	-	-	-	
LC0021	-	-	-	-	
LC0022	0.164	0.0328	92.5	-0.4	
LC0023	0.174	0.007	98.1	-0.1	
LC0024	-	-	-	-	
LC0025	0.211	0.0422	119	1	
LC0026	0.156	0.047	88	-0.63	
LC0027	-	-	-	-	
LC0028	-	-	-	-	
LC0029	0.127	0.043	71.6	-1.49	
LC0030	0.162	0.024	91.3	-0.46	
LC0031	0.179	0.041	101	0.05	
LC0032	0.204	0.061	115	0.79	
LC0033	0.2453	0.0424	138	2.02	
LC0034	-	-	-	-	
LC0035	0.142	0.043	80.1	-1.05	
LC0036	0.144	0.022	81.2	-0.99	
LC0037	0.207	0.041	117	0.88	
LC0038	0.1445	0.04335	81.5	-0.97	

**Characteristics of parameter**

	all results	without outliers	Unit
Mean ± CI (99%)	0.177 ± 0.0174	0.177 ± 0.0174	µg/l
Minimum	0.127	0.127	µg/l
Maximum	0.245	0.245	µg/l
Standard deviation	0.0284	0.0284	µg/l
rel. standard deviation	16	16	%
n	24	24	-

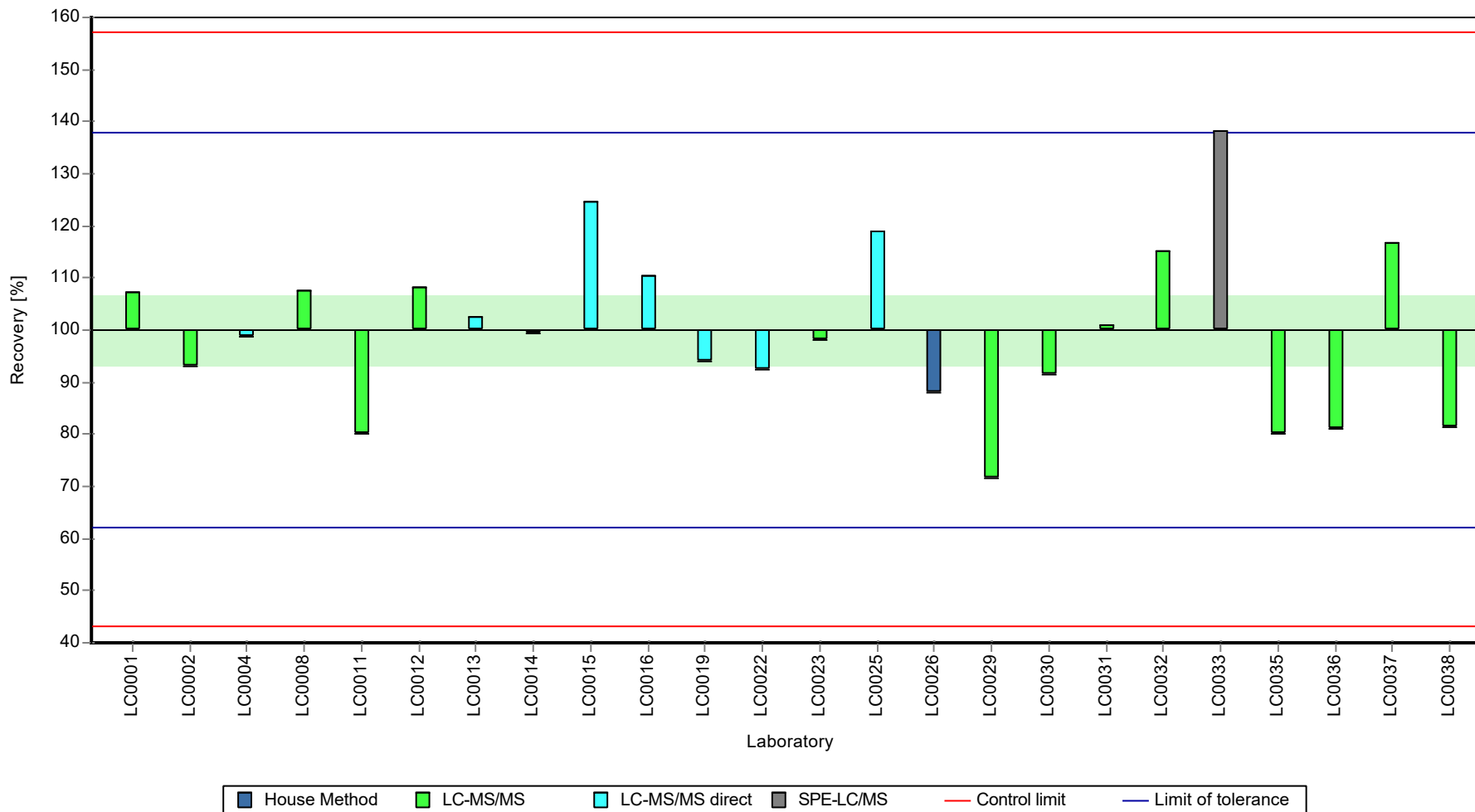
Graphical presentation of results

Results

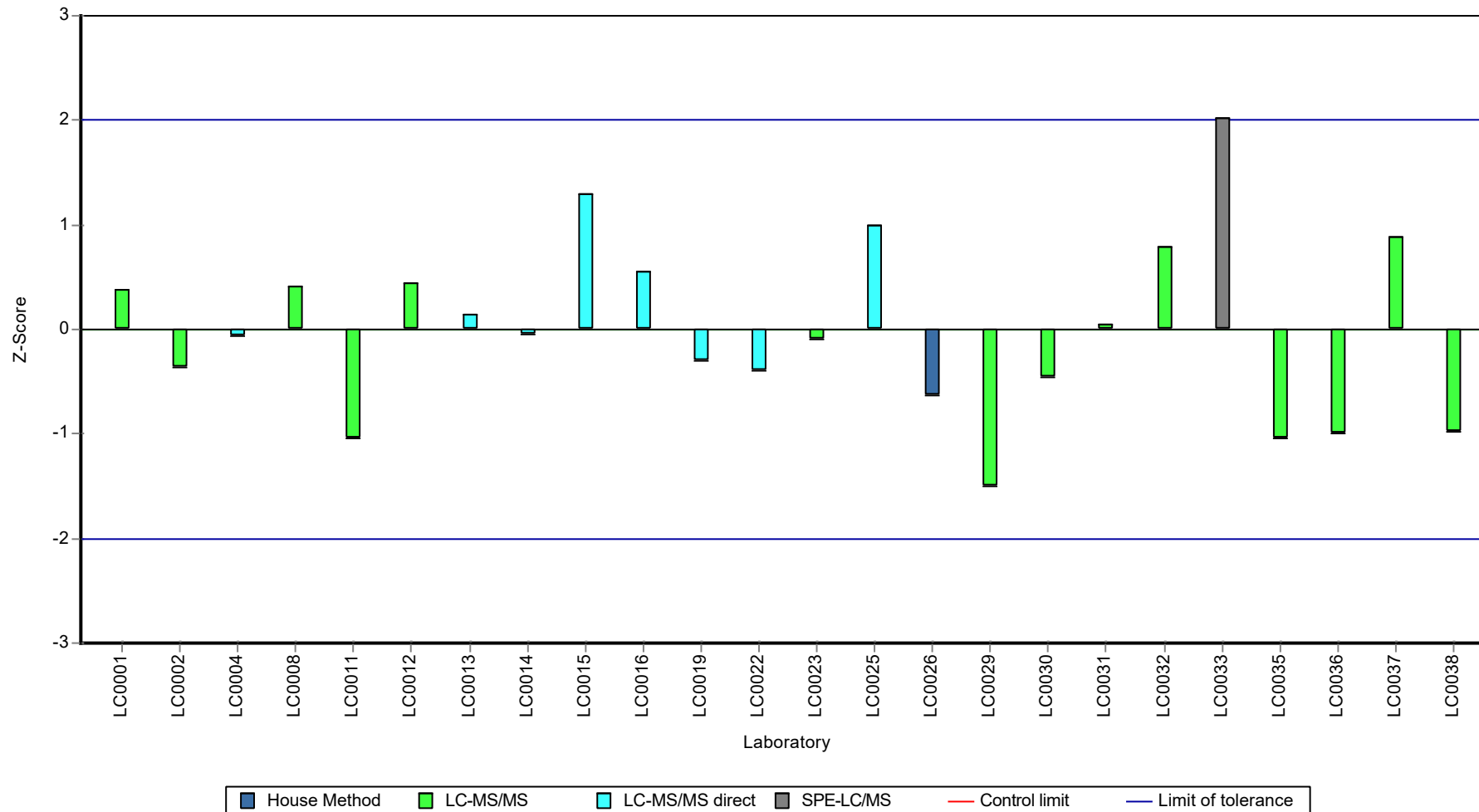




Recovery rate



Z-score



## Parameter oriented report

### H110 A

#### Metazachlor oxanilic acid (Metazachlor-OA)

Unit	µg/l
Assigned value ± U (k=2)	0.811 ± 0.101
Criterion	0.17 (21 %)
Minimum - Maximum	0.424 - 1.13
Control test value ± U (k=2)	1.04 ± 0.209

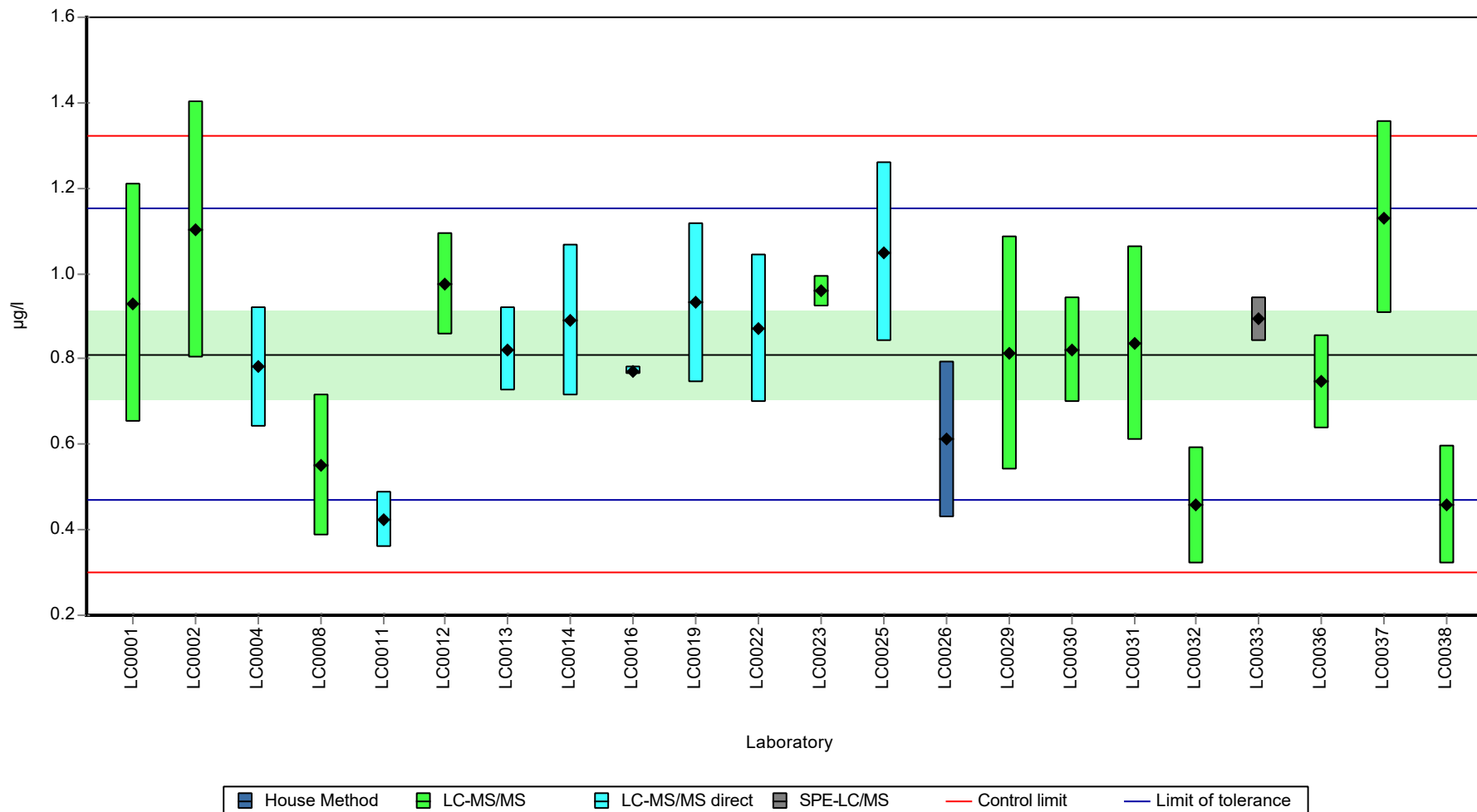
Labcode	Result	± U	Recovery [%]	z-score	Comments
LC0001	0.93	0.279	115	0.7	
LC0002	1.102	0.3	136	1.71	
LC0003	-	-	-	-	
LC0004	0.781	0.141	96.3	-0.17	
LC0005	-	-	-	-	
LC0006	-	-	-	-	
LC0007	-	-	-	-	
LC0008	0.551	0.165	68	-1.53	
LC0009	-	-	-	-	
LC0010	-	-	-	-	
LC0011	0.424	0.064	52.3	-2.27	
LC0012	0.976	0.12	120	0.97	
LC0013	0.822	0.099	101	0.07	
LC0014	0.891	0.178	110	0.47	
LC0015	-	-	-	-	
LC0016	0.772	0.01	95.2	-0.23	
LC0017	-	-	-	-	
LC0018	-	-	-	-	
LC0019	0.931	0.186	115	0.71	
LC0020	-	-	-	-	
LC0021	-	-	-	-	
LC0022	0.872	0.174	108	0.36	
LC0023	0.958	0.037	118	0.86	
LC0024	-	-	-	-	
LC0025	1.05	0.21	130	1.41	
LC0026	0.611	0.183	75.4	-1.17	
LC0027	-	-	-	-	
LC0028	-	-	-	-	
LC0029	0.813	0.273	100	0.01	
LC0030	0.821	0.123	101	0.06	
LC0031	0.835	0.228	103	0.14	
LC0032	0.458	0.137	56.5	-2.07	
LC0033	0.8927	0.0509	110	0.48	
LC0034	-	-	-	-	
LC0035	-	-	-	-	
LC0036	0.747	0.11	92.1	-0.37	
LC0037	1.13	0.226	139	1.88	
LC0038	0.458	0.1374	56.5	-2.07	

**Characteristics of parameter**

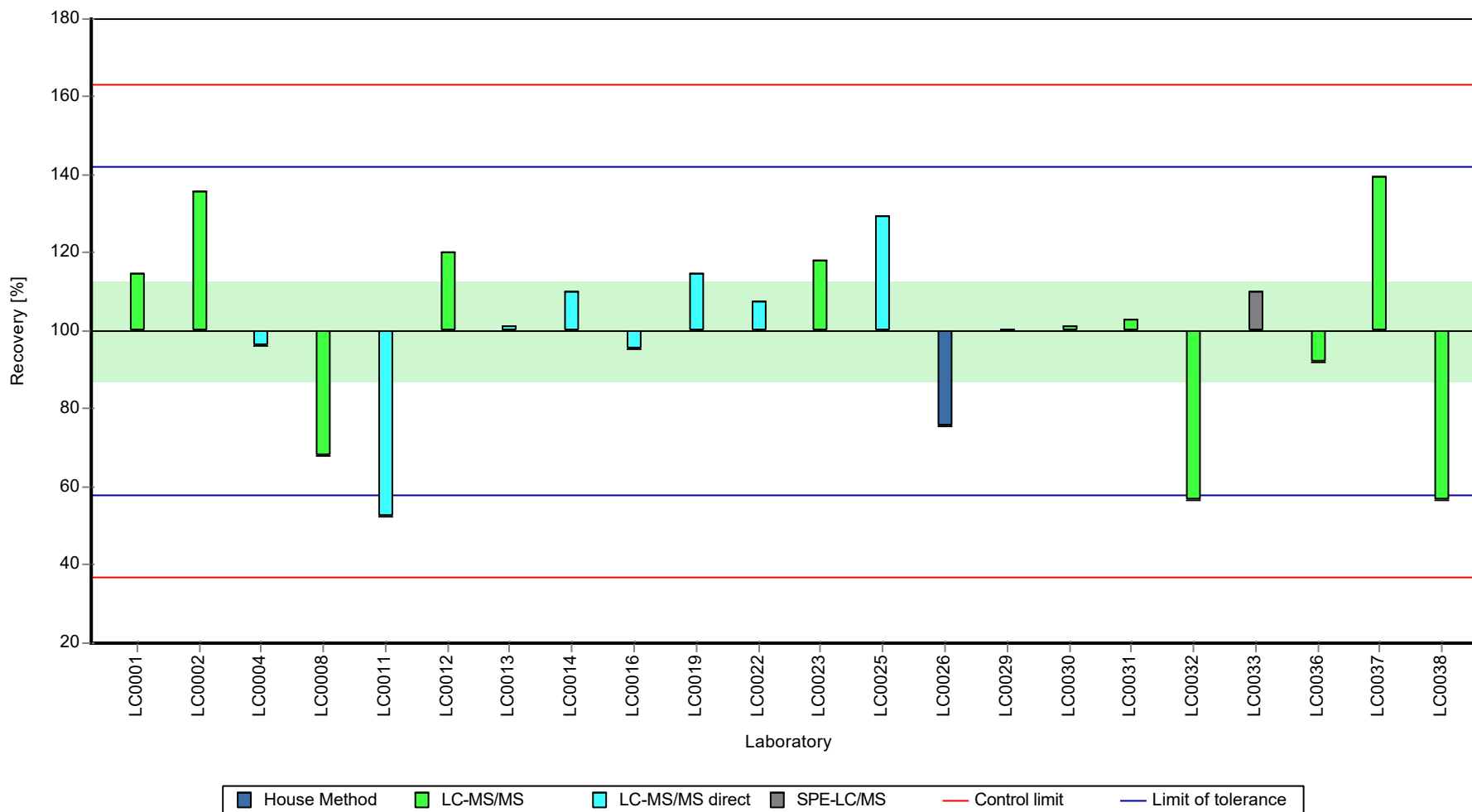
	all results	without outliers	Unit
Mean ± CI (99%)	0.81 ± 0.129	0.81 ± 0.129	µg/l
Minimum	0.424	0.424	µg/l
Maximum	1.13	1.13	µg/l
Standard deviation	0.201	0.201	µg/l
rel. standard deviation	24.9	24.9	%
n	22	22	-

Graphical presentation of results

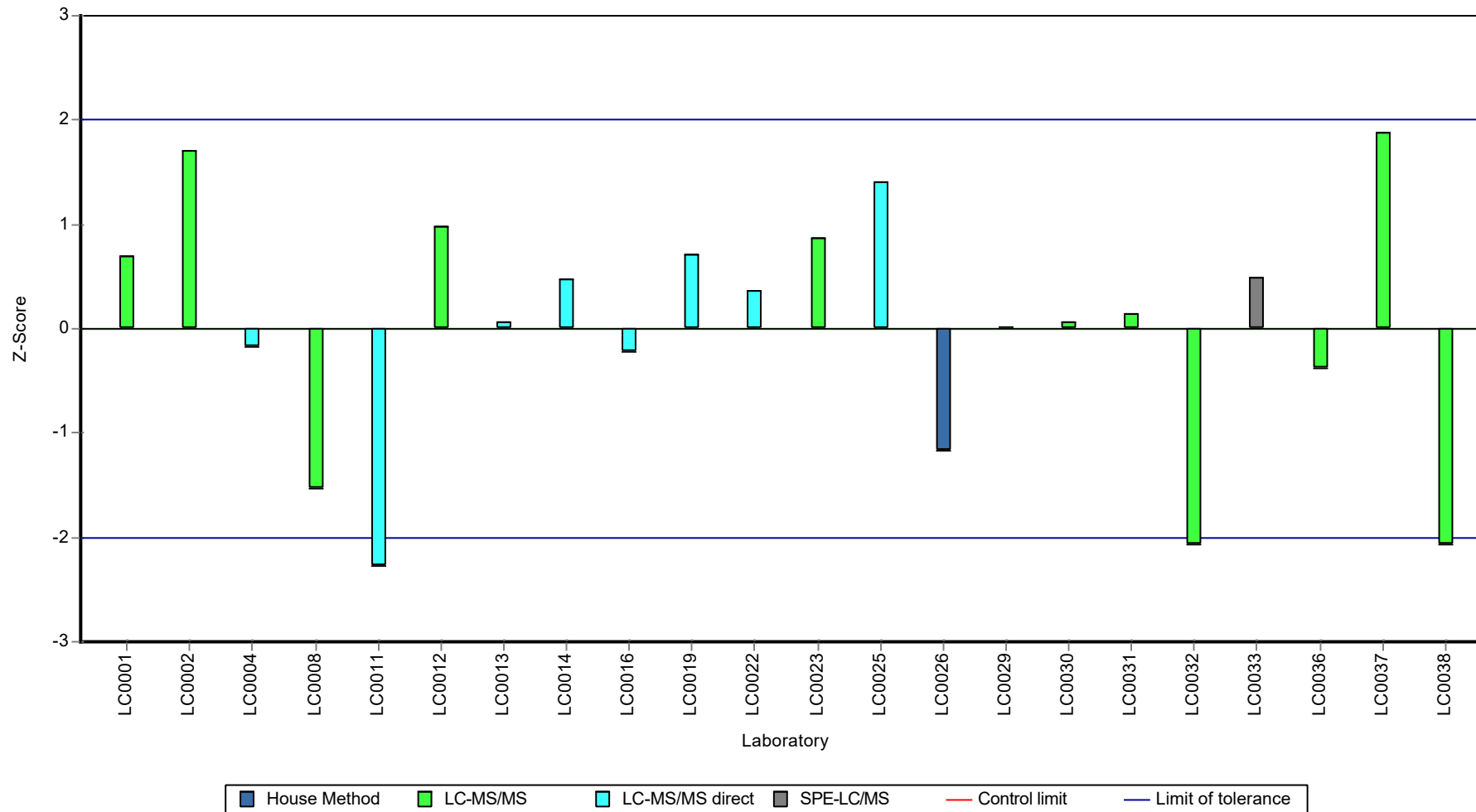
Results



Recovery rate



Z-score



## Parameter oriented report

### H110 B

#### Metazachlor oxanilic acid (Metazachlor-OA)

Unit	µg/l
Assigned value ± U (k=2)	0.313 ± 0.0285
Criterion	0.0658 (21 %)
Minimum - Maximum	0.16 - 0.422
Control test value ± U (k=2)	0.323 ± 0.0645

Labcode	Result	± U	Recovery [%]	z-score	Comments
LC0001	0.35	0.105	112	0.56	
LC0002	0.422	0.1	135	1.65	
LC0003	-	-	-	-	
LC0004	0.3	0.054	95.7	-0.2	
LC0005	-	-	-	-	
LC0006	-	-	-	-	
LC0007	-	-	-	-	
LC0008	0.216	0.065	68.9	-1.48	
LC0009	-	-	-	-	
LC0010	-	-	-	-	
LC0011	0.16	0.024	51.1	-2.33	
LC0012	0.388	0.048	124	1.13	
LC0013	0.33	0.04	105	0.25	
LC0014	0.324	0.065	103	0.16	
LC0015	-	-	-	-	
LC0016	0.363	0.01	116	0.75	
LC0017	-	-	-	-	
LC0018	-	-	-	-	
LC0019	0.351	0.07	112	0.57	
LC0020	-	-	-	-	
LC0021	-	-	-	-	
LC0022	0.32	0.0641	102	0.1	
LC0023	0.341	0.01	109	0.42	
LC0024	-	-	-	-	
LC0025	0.418	0.084	133	1.59	
LC0026	0.248	0.074	79.1	-0.99	
LC0027	-	-	-	-	
LC0028	-	-	-	-	
LC0029	0.276	0.093	88.1	-0.57	
LC0030	0.313	0.047	99.9	-0.01	
LC0031	0.308	0.084	98.3	-0.08	
LC0032	0.256	0.077	81.7	-0.87	
LC0033	0.3754	0.0362	120	0.94	
LC0034	-	-	-	-	
LC0035	-	-	-	-	
LC0036	0.293	0.044	93.5	-0.31	
LC0037	0.339	0.068	108	0.39	
LC0038	0.2035	0.06105	64.9	-1.67	

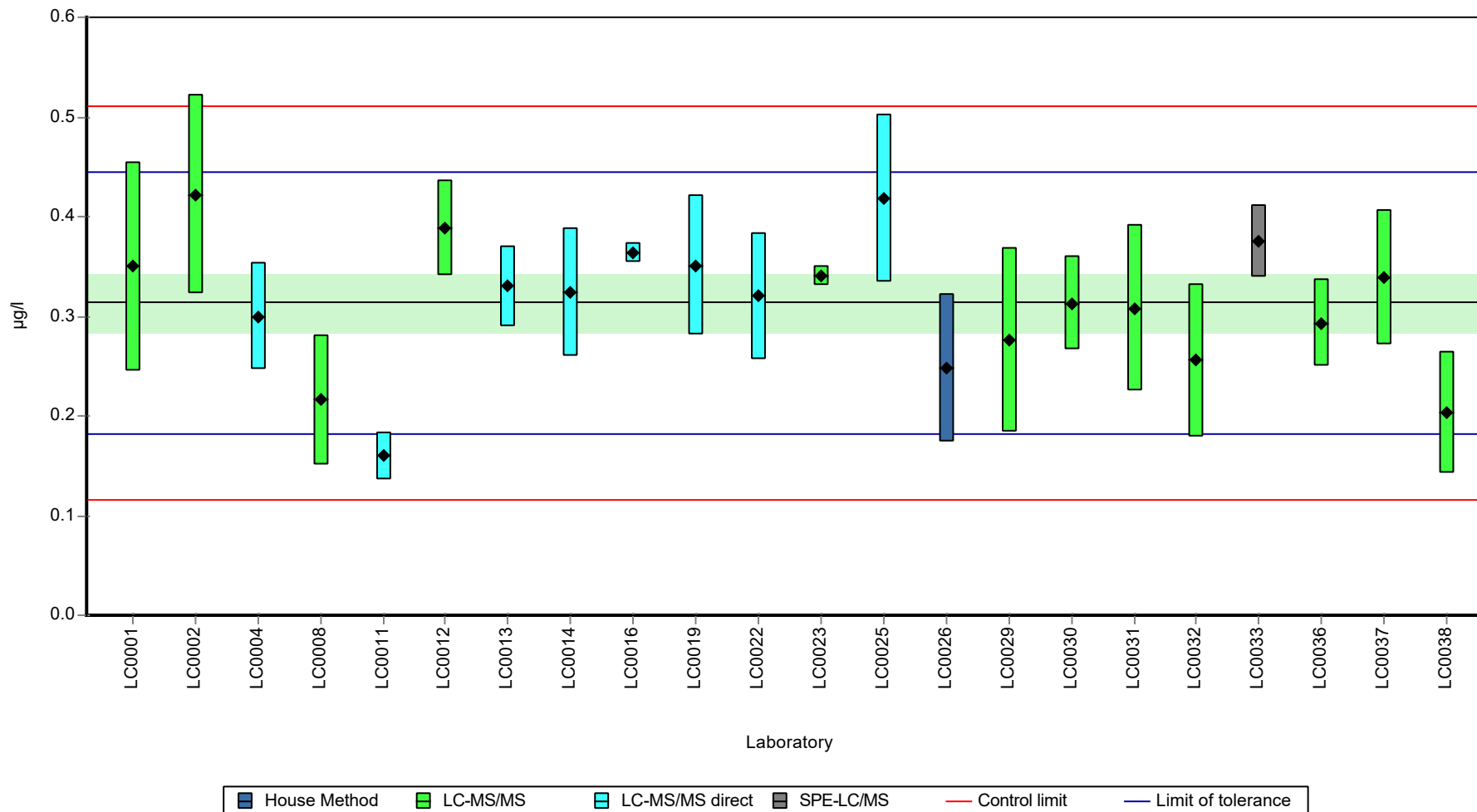


**Characteristics of parameter**

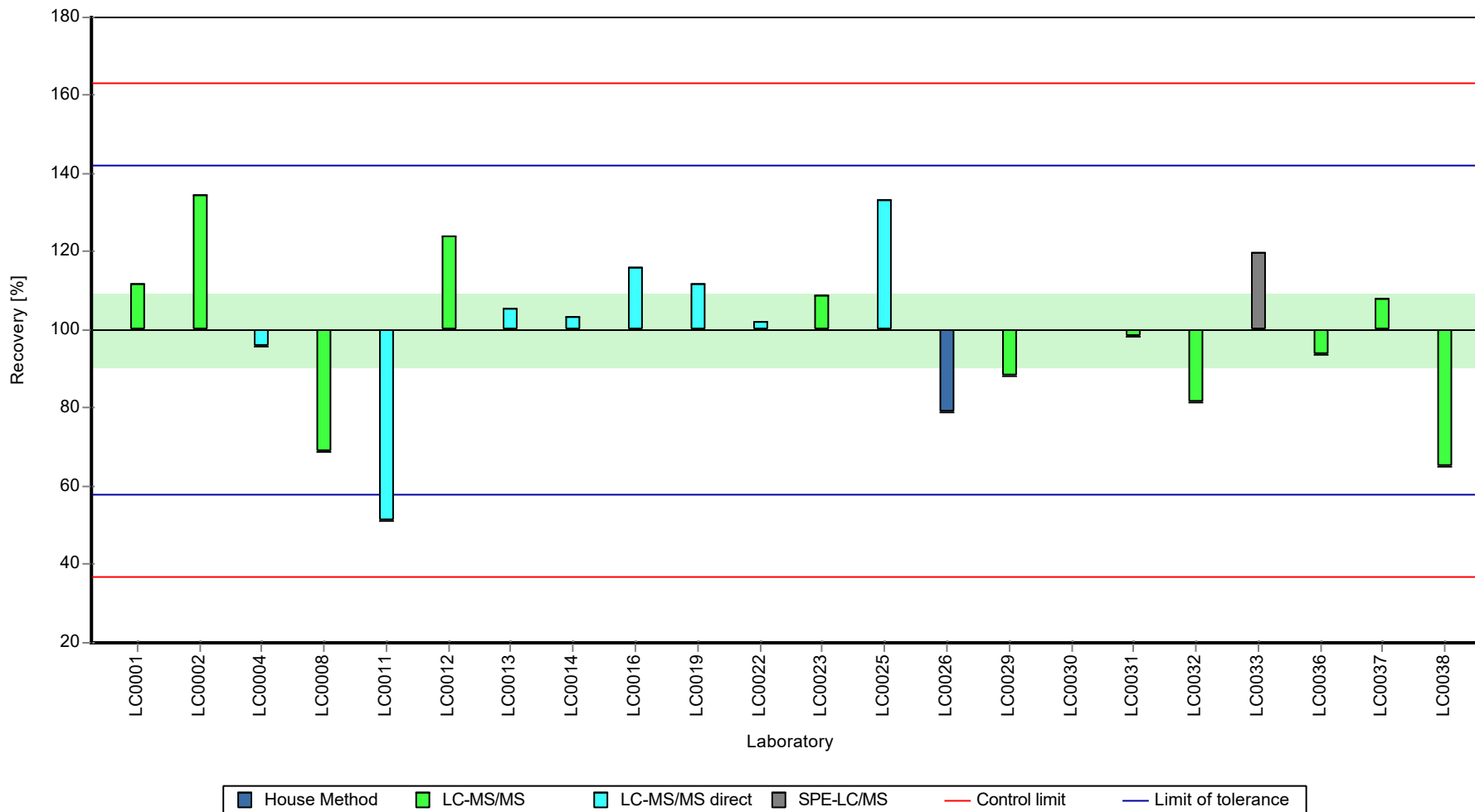
	all results	without outliers	Unit
Mean ± CI (99%)	0.313 ± 0.0428	0.313 ± 0.0428	µg/l
Minimum	0.16	0.16	µg/l
Maximum	0.422	0.422	µg/l
Standard deviation	0.0669	0.0669	µg/l
rel. standard deviation	21.3	21.3	%
n	22	22	-

Graphical presentation of results

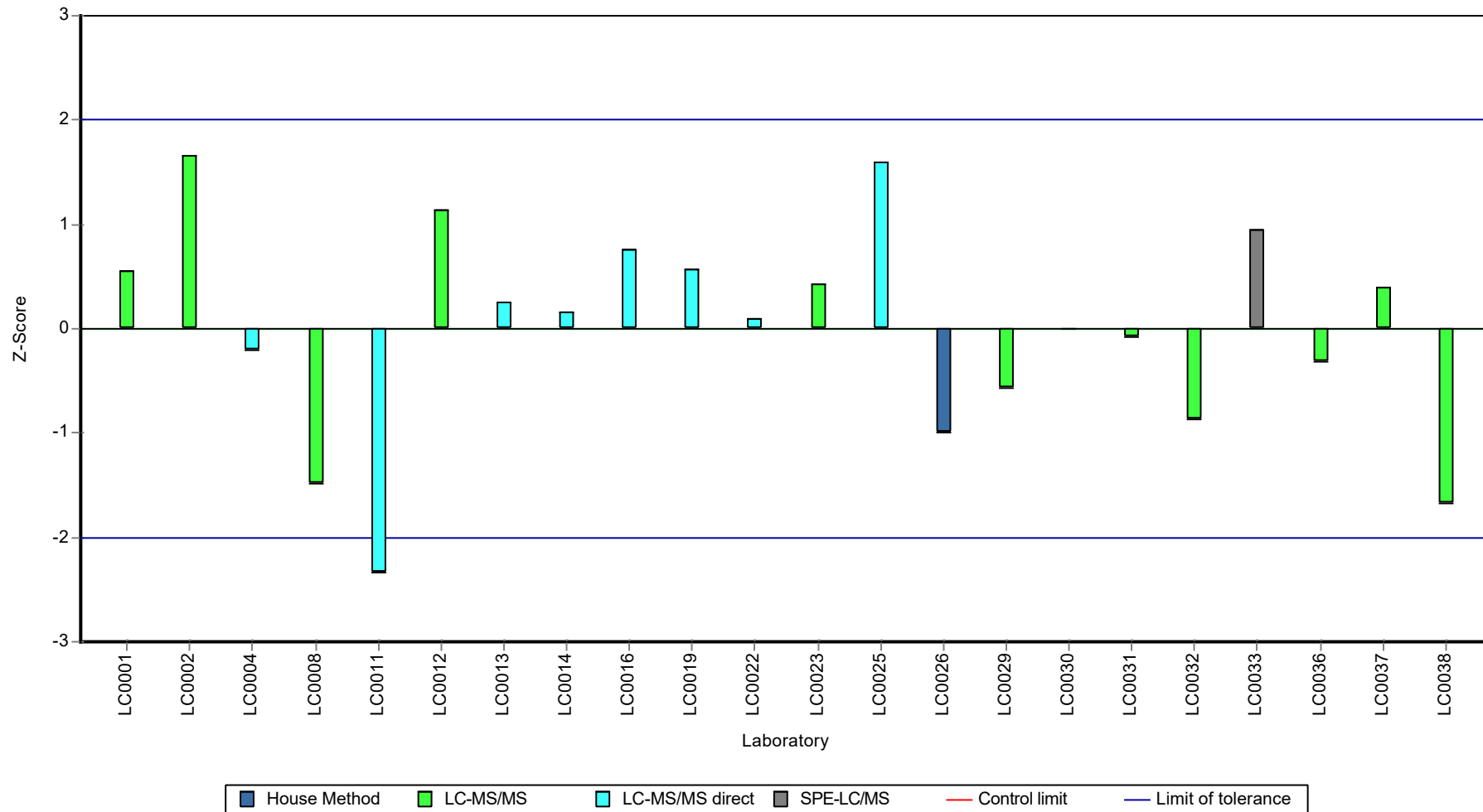
Results



Recovery rate



Z-score



## Parameter oriented report

### H110 A

#### Metolachlor

Unit  $\mu\text{g/l}$   
Assigned value  $\pm U$  (k=2) -  
Criterion -  
Minimum - Maximum -  
Control test value  $\pm U$  (k=2) <0.025 (NG)

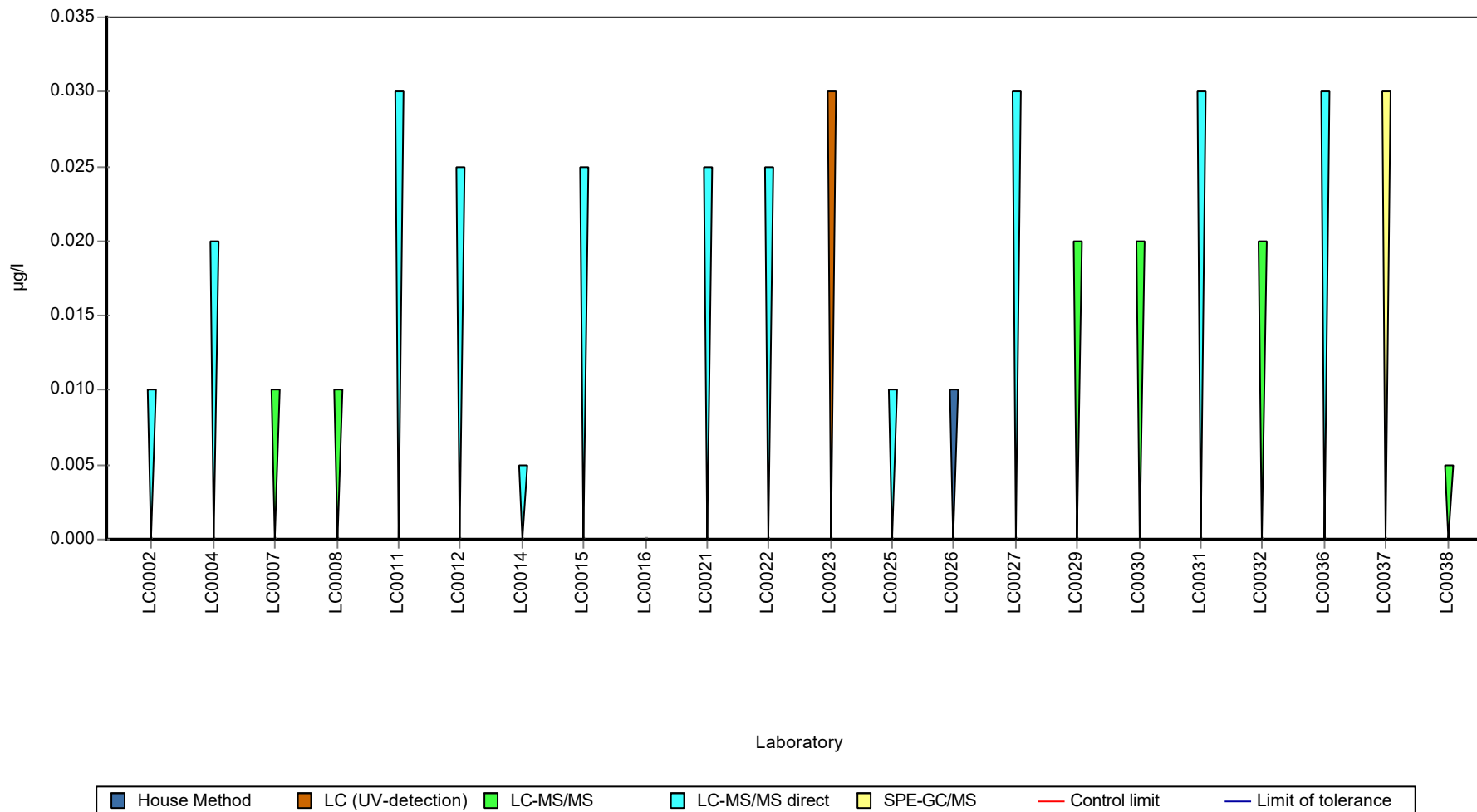
Labcode	Result	$\pm U$	Recovery [%]	z-score	Comments
LC0001	-	-	-	-	
LC0002	< 0.01 (LOQ)	-	-	-	
LC0003	-	-	-	-	
LC0004	< 0.02 (LOQ)	-	-	-	
LC0005	-	-	-	-	
LC0006	-	-	-	-	
LC0007	< 0.01 (LOQ)	-	-	-	
LC0008	< 0.01 (LOQ)	-	-	-	
LC0009	-	-	-	-	
LC0010	-	-	-	-	
LC0011	< 0.03 (LOQ)	-	-	-	
LC0012	< 0.025 (LOQ)	-	-	-	
LC0013	-	-	-	-	
LC0014	< 0.005 (LOQ)	-	-	-	
LC0015	< 0.025 (LOQ)	-	-	-	
LC0016	< 7E-6 (LOQ)	-	-	-	
LC0017	-	-	-	-	
LC0018	-	-	-	-	
LC0019	-	-	-	-	
LC0020	-	-	-	-	
LC0021	< 0.025 (LOQ)	-	-	-	
LC0022	< 0.025 (LOQ)	-	-	-	
LC0023	< 0.03 (LOQ)	-	-	-	
LC0024	-	-	-	-	
LC0025	< 0.01 (LOQ)	-	-	-	
LC0026	< 0.01 (LOQ)	-	-	-	
LC0027	< 0.03 (LOQ)	-	-	-	
LC0028	-	-	-	-	
LC0029	< 0.02 (LOQ)	-	-	-	
LC0030	< 0.02 (LOQ)	-	-	-	
LC0031	< 0.03 (LOQ)	-	-	-	
LC0032	< 0.02 (LOQ)	-	-	-	
LC0033	-	-	-	-	
LC0034	-	-	-	-	
LC0035	-	-	-	-	
LC0036	< 0.03 (LOQ)	-	-	-	
LC0037	< 0.03 (LOQ)	-	-	-	
LC0038	< 0.005 (LOQ)	-	-	-	

**Characteristics of parameter**

	all results	without outliers	Unit
Mean ± CI (99%)	-	-	µg/l
Minimum	-	-	µg/l
Maximum	-	-	µg/l
Standard deviation	-	-	µg/l
rel. standard deviation	-	-	%
n	0	0	-

Graphical presentation of results

Results



## Parameter oriented report

### H110 B

#### Metolachlor

Unit	µg/l
Assigned value ± U (k=2)	0.268 ± 0.0145
Criterion	0.0402 (15 %)
Minimum - Maximum	0.195 - 0.334
Control test value ± U (k=2)	0.251 ± 0.0376

Labcode	Result	± U	Recovery [%]	z-score	Comments
LC0001	-	-	-	-	
LC0002	0.283	0.05	106	0.38	
LC0003	-	-	-	-	
LC0004	0.255	0.046	95.2	-0.32	
LC0005	-	-	-	-	
LC0006	-	-	-	-	
LC0007	0.52	0.23	194	6.27	H
LC0008	0.233	0.07	87	-0.87	
LC0009	-	-434.34783	-	-	
LC0010	-	-	-	-	
LC0011	0.284	0.043	106	0.4	
LC0012	0.334	0.018	125	1.64	
LC0013	-	-	-	-	
LC0014	0.253	0.083	94.4	-0.37	
LC0015	0.293	0.019	109	0.62	
LC0016	0.303	0.01	113	0.87	
LC0017	-	-	-	-	
LC0018	-	-	-	-	
LC0019	-	-	-	-	
LC0020	-	-	-	-	
LC0021	0.269	0.015	100	0.03	
LC0022	0.271	0.0487	101	0.08	
LC0023	-	-	-	-	
LC0024	-	-	-	-	
LC0025	0.274	0.049	102	0.15	
LC0026	0.299	0.09	112	0.77	
LC0027	0.227	0.034	84.7	-1.02	
LC0028	-	-	-	-	
LC0029	0.243	0.082	90.7	-0.62	
LC0030	0.299	0.045	112	0.77	
LC0031	0.289	0.047	108	0.52	
LC0032	0.195	0.059	72.8	-1.81	
LC0033	0.2925	0.0385	109	0.61	
LC0034	-	-	-	-	
LC0035	-	-	-	-	
LC0036	0.269	0.04	100	0.03	
LC0037	0.24	0.048	89.6	-0.69	
LC0038	0.221	0.0663	82.5	-1.17	

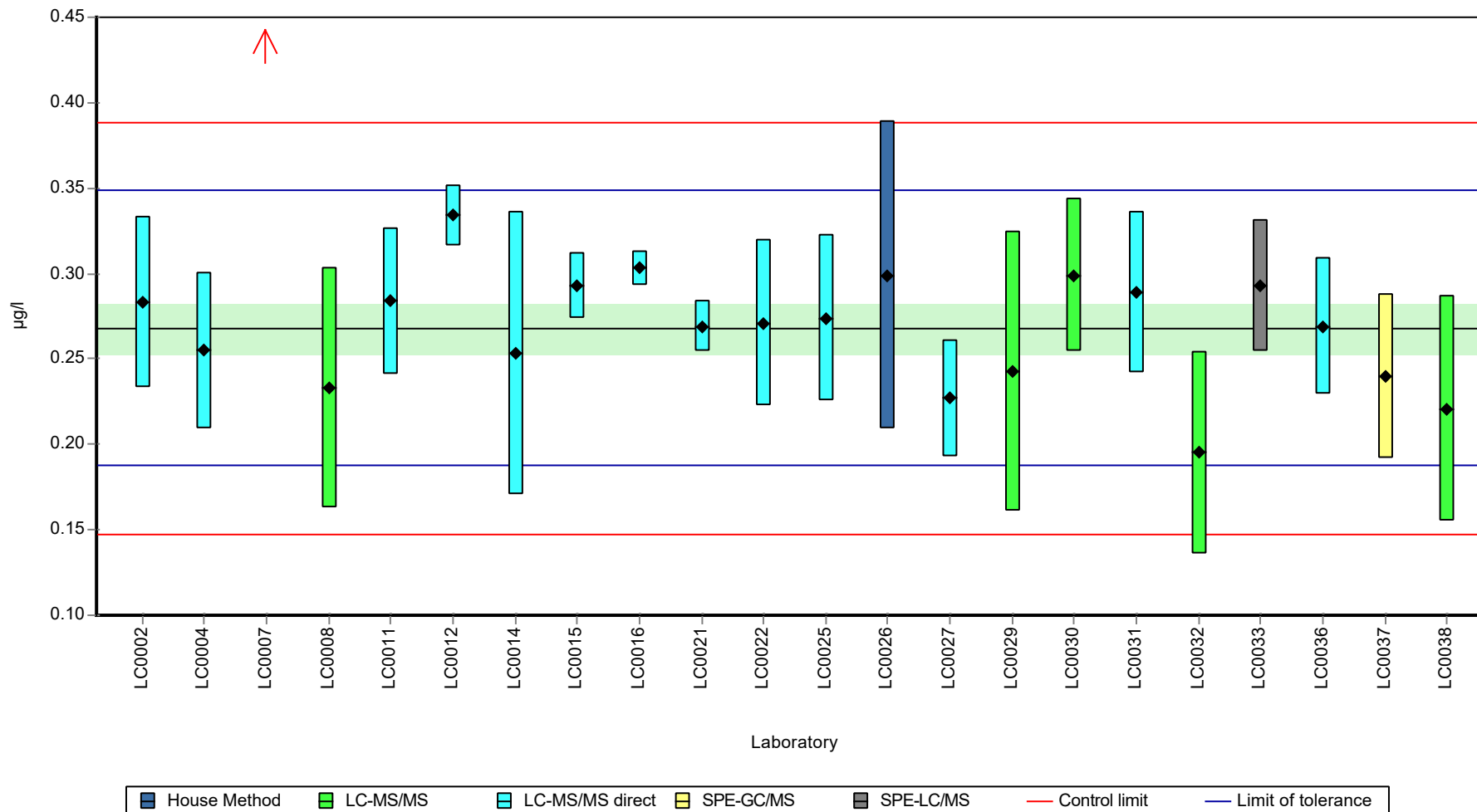


**Characteristics of parameter**

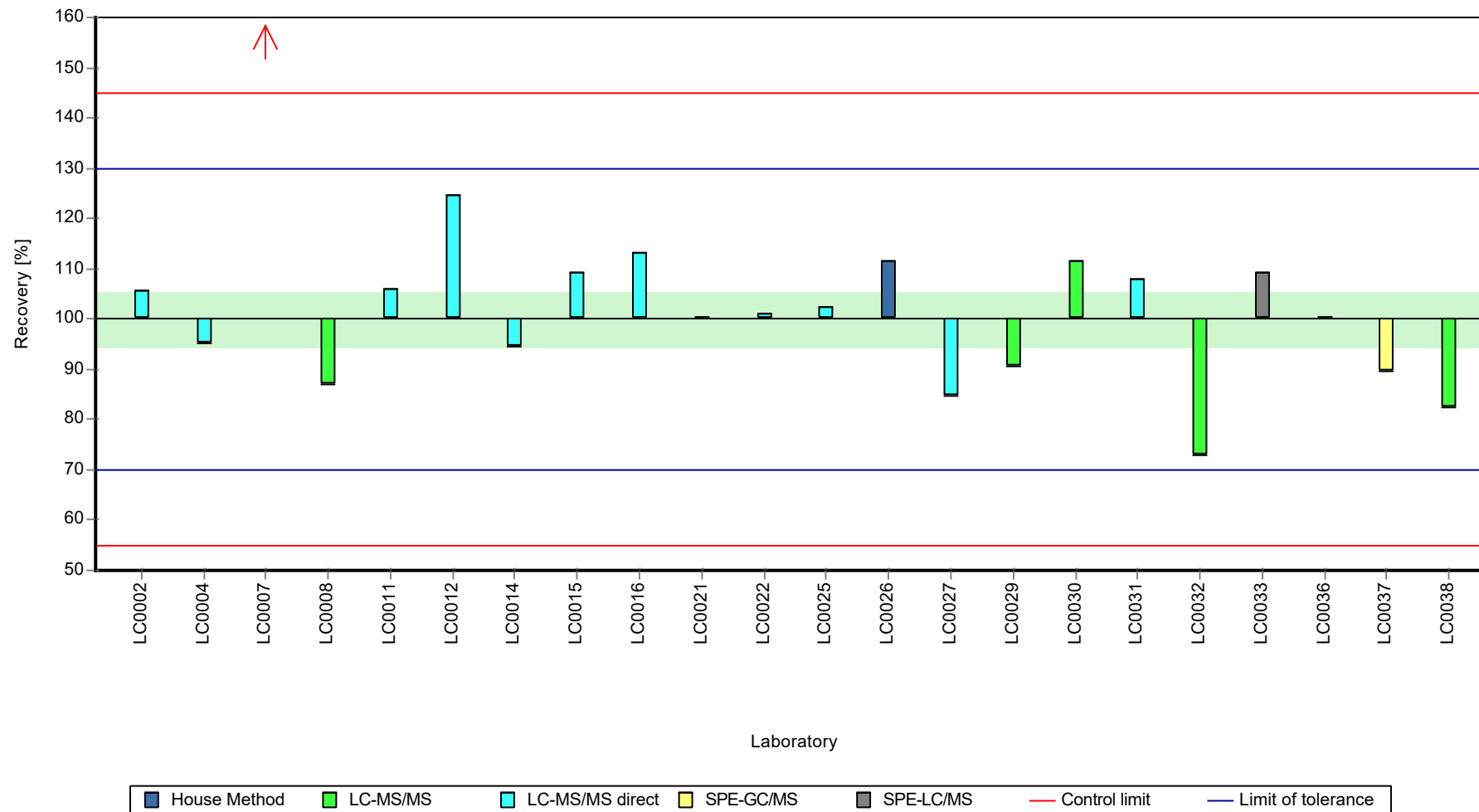
	all results	without outliers	Unit
Mean ± CI (99%)	0.279 ± 0.0401	0.268 ± 0.0217	µg/l
Minimum	0.195	0.195	µg/l
Maximum	0.52	0.334	µg/l
Standard deviation	0.0627	0.0331	µg/l
rel. standard deviation	22.4	12.4	%
n	22	21	-

Graphical presentation of results

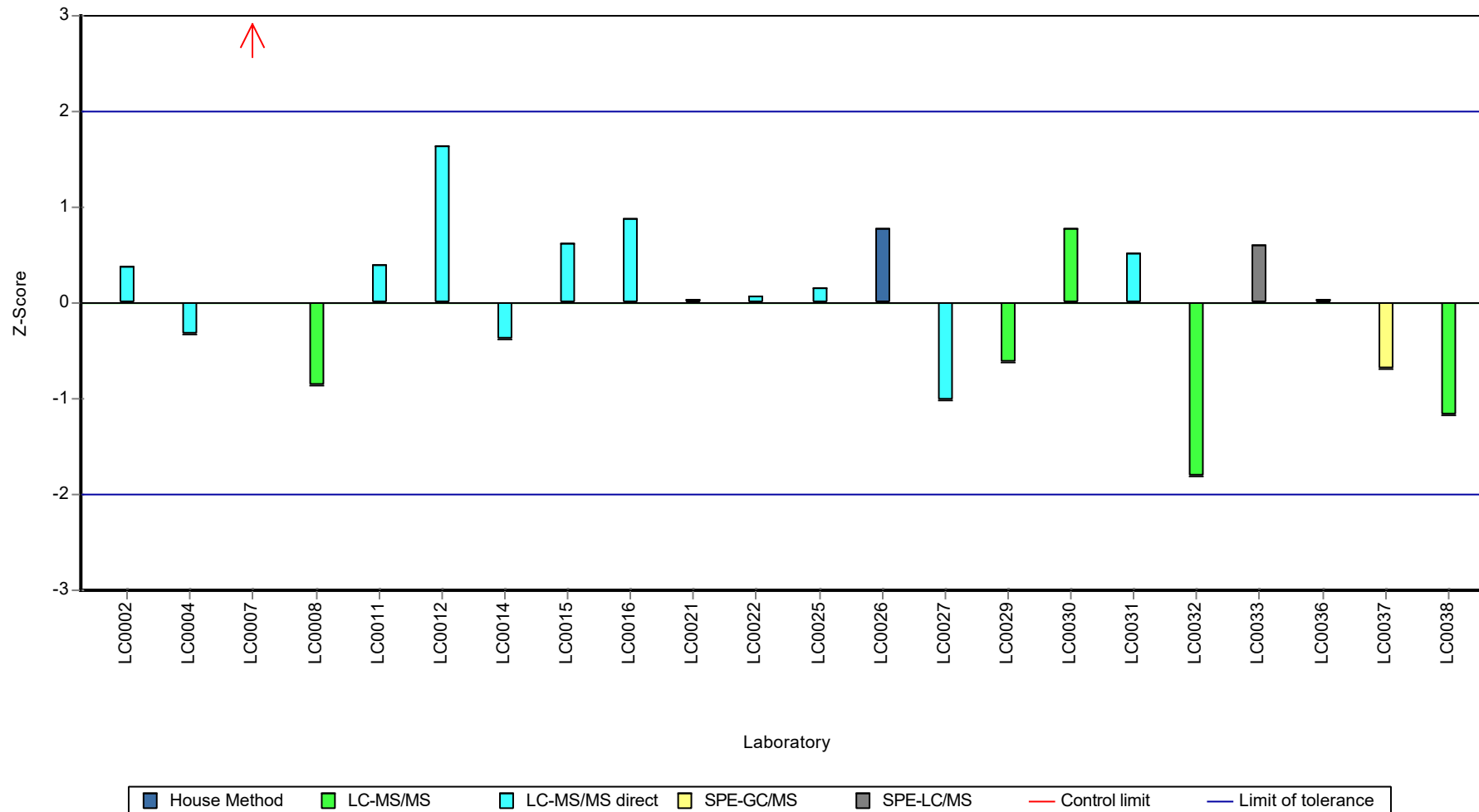
Results



Recovery rate



Z-score



## Parameter oriented report

### H110 A

#### s-Metolachlor ethanesulfonic acid (Metolachlor-ESA)

Unit	µg/l
Assigned value ± U (k=2)	0.418 ± 0.0197
Criterion	0.0836 (20 %)
Minimum - Maximum	0.324 - 0.512
Control test value ± U (k=2)	0.469 ± 0.0938

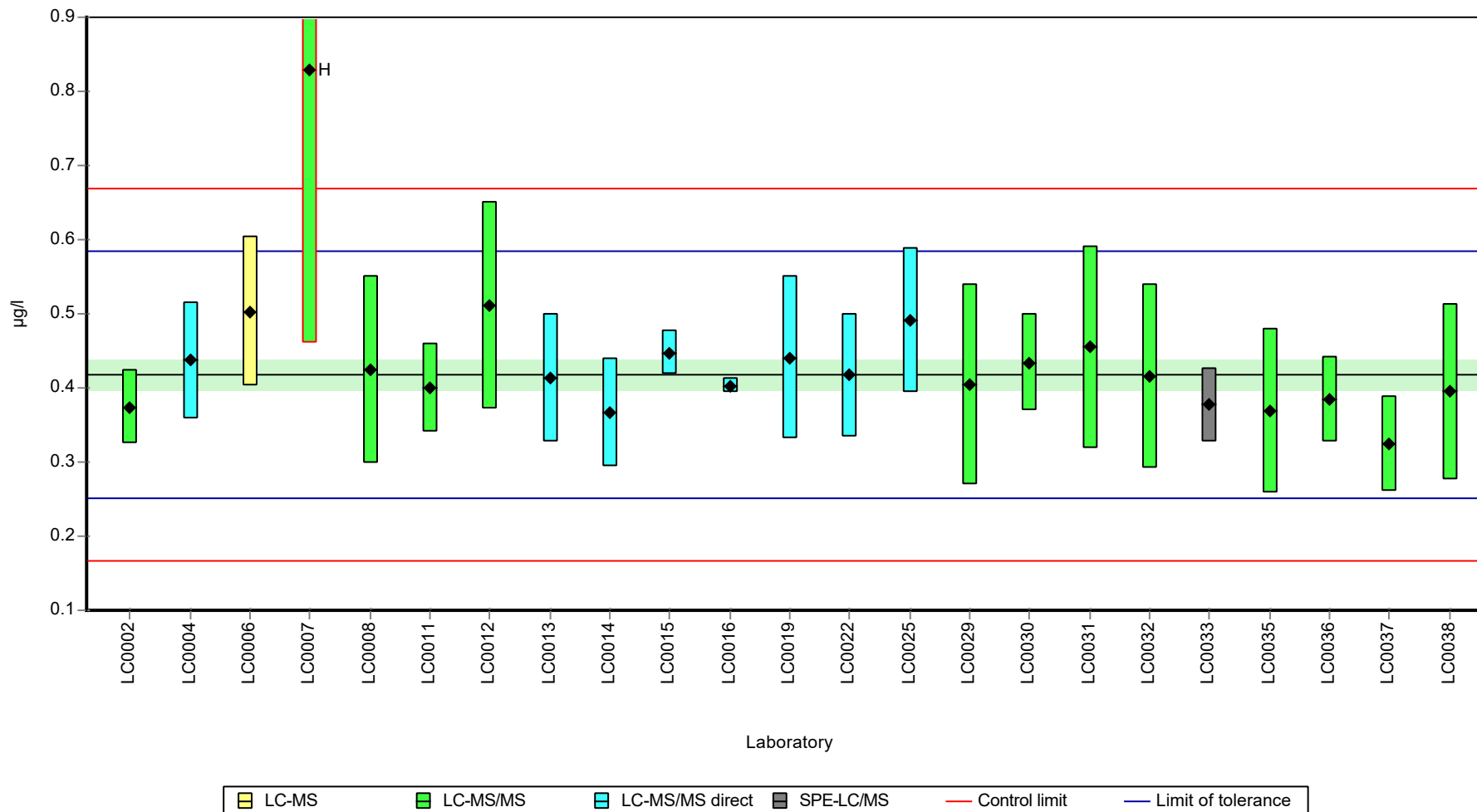
Labcode	Result	± U	Recovery [%]	z-score	Comments
LC0001	-	-	-	-	
LC0002	0.374	0.05	89.5	-0.52	
LC0003	-	-	-	-	
LC0004	0.437	0.079	105	0.23	
LC0005	-	-	-	-	
LC0006	0.503	0.101	120	1.02	
LC0007	0.83	0.37	199	4.93	H
LC0008	0.425	0.127	102	0.09	
LC0009	-	-	-	-	
LC0010	-	-	-	-	
LC0011	0.401	0.06	96	-0.2	
LC0012	0.512	0.14	123	1.13	
LC0013	0.413	0.087	98.8	-0.06	
LC0014	0.367	0.073	87.8	-0.61	
LC0015	0.447	0.03	107	0.35	
LC0016	0.403	0.01	96.5	-0.18	
LC0017	-	-	-	-	
LC0018	-	-	-	-	
LC0019	0.441	0.11	106	0.28	
LC0020	-	-	-	-	
LC0021	-	-	-	-	
LC0022	0.417	0.0834	99.8	-0.01	
LC0023	-	-	-	-	
LC0024	-	-	-	-	
LC0025	0.492	0.098	118	0.89	
LC0026	-	-	-	-	
LC0027	-	-	-	-	
LC0028	-	-	-	-	
LC0029	0.405	0.136	96.9	-0.15	
LC0030	0.434	0.065	104	0.19	
LC0031	0.455	0.137	109	0.45	
LC0032	0.416	0.125	99.6	-0.02	
LC0033	0.3776	0.0501	90.4	-0.48	
LC0034	-	-	-	-	
LC0035	0.369	0.111	88.3	-0.58	
LC0036	0.385	0.058	92.1	-0.39	
LC0037	0.324	0.065	77.5	-1.12	
LC0038	0.3945	0.11835	94.4	-0.28	

**Characteristics of parameter**

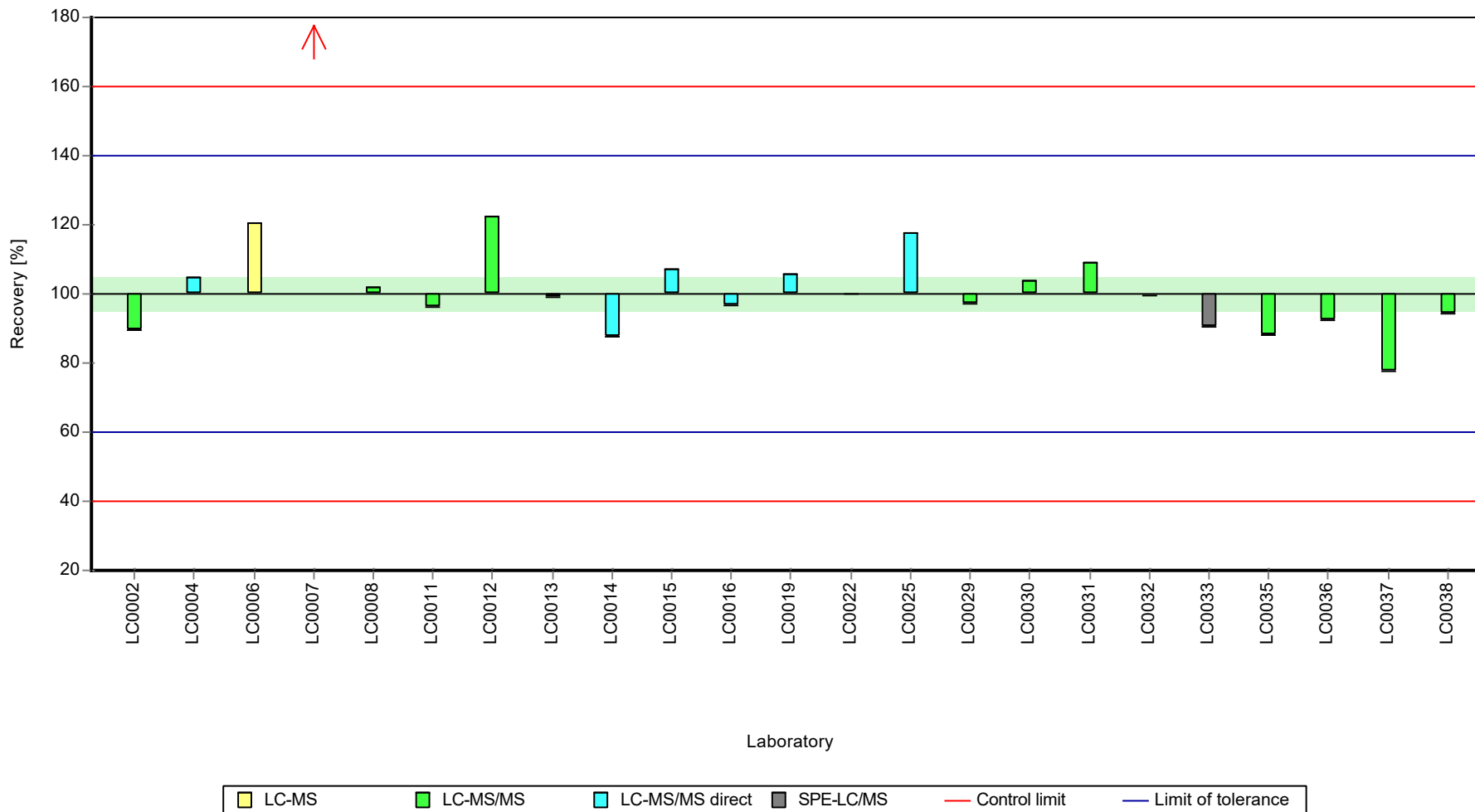
	all results	without outliers	Unit
Mean ± CI (99%)	0.436 ± 0.0607	0.418 ± 0.0295	µg/l
Minimum	0.324	0.324	µg/l
Maximum	0.83	0.512	µg/l
Standard deviation	0.097	0.0461	µg/l
rel. standard deviation	22.3	11	%
n	23	22	-

Graphical presentation of results

Results

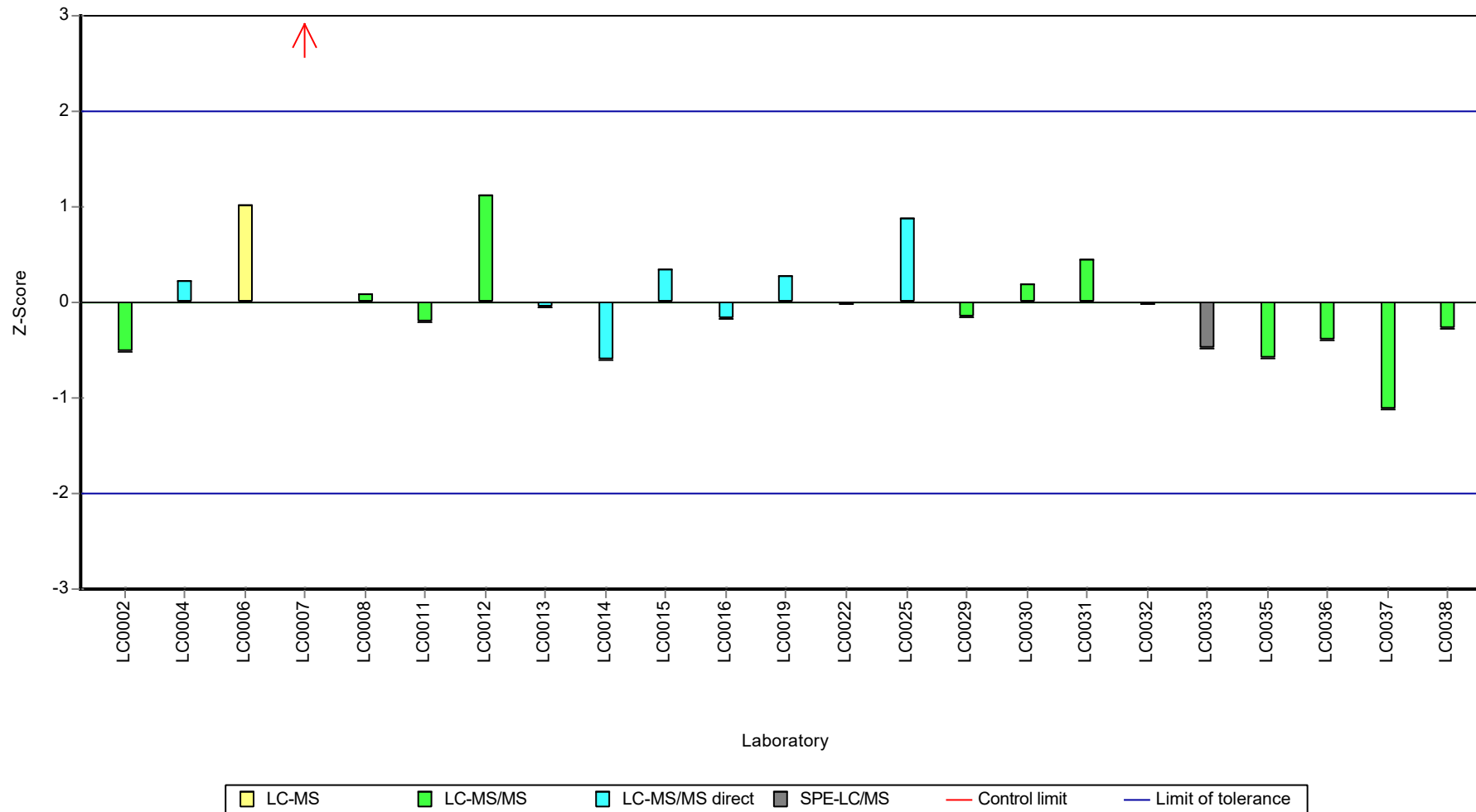


Recovery rate





Z-score



## Parameter oriented report

### H110 B

#### s-Metolachlor ethanesulfonic acid (Metolachlor-ESA)

Unit	µg/l
Assigned value ± U (k=2)	0.334 ± 0.0211
Criterion	0.0668 (20 %)
Minimum - Maximum	0.215 - 0.458
Control test value ± U (k=2)	0.287 ± 0.0574

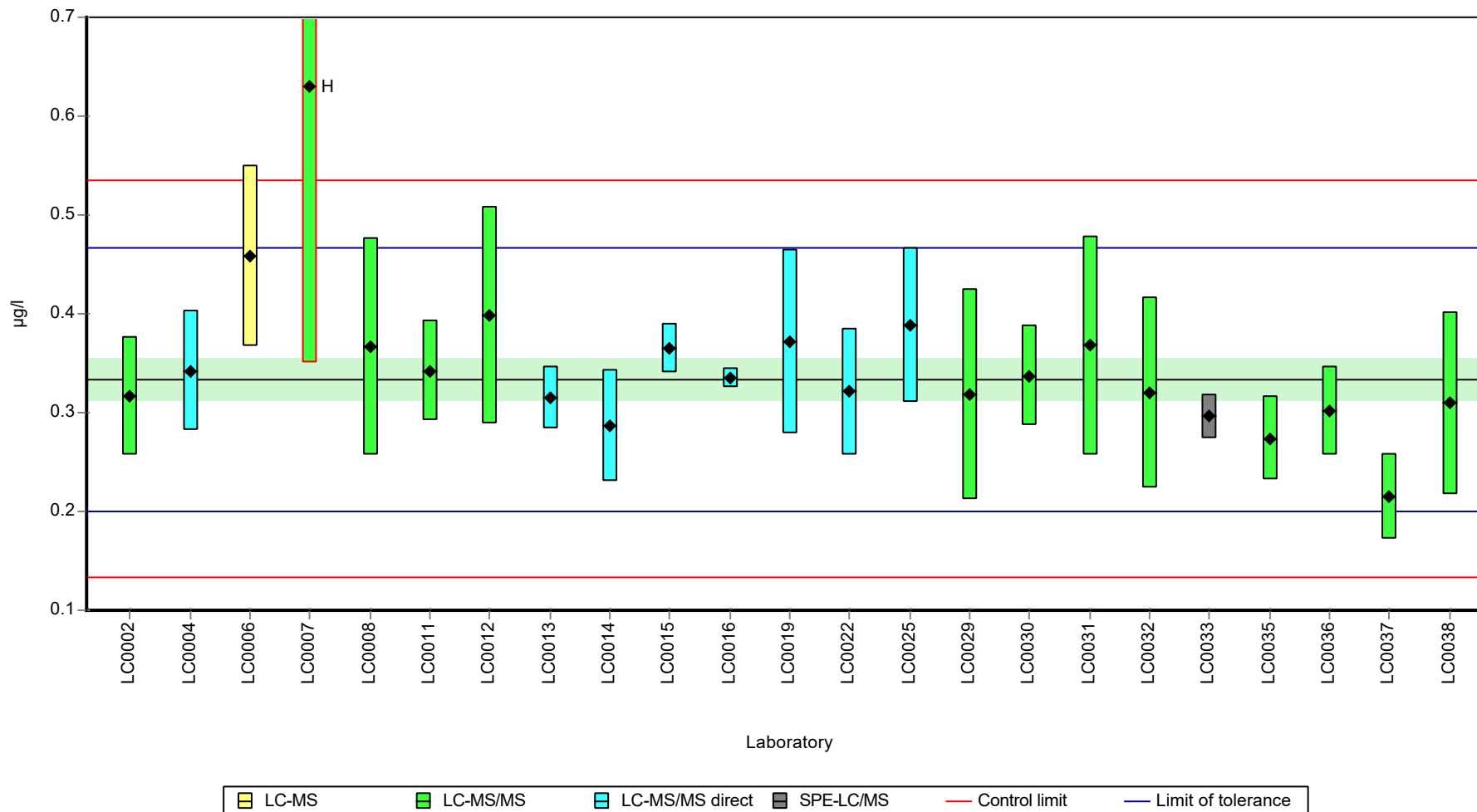
Labcode	Result	± U	Recovery [%]	z-score	Comments
LC0001	-	-	-	-	
LC0002	0.317	0.06	94.9	-0.25	
LC0003	-	-	-	-	
LC0004	0.342	0.061	102	0.12	
LC0005	-	-	-	-	
LC0006	0.458	0.092	137	1.86	
LC0007	0.63	0.28	189	4.43	H
LC0008	0.366	0.11	110	0.48	
LC0009	-	-	-	-	
LC0010	-	-	-	-	
LC0011	0.342	0.051	102	0.12	
LC0012	0.398	0.11	119	0.96	
LC0013	0.315	0.032	94.3	-0.28	
LC0014	0.287	0.057	86	-0.7	
LC0015	0.365	0.025	109	0.47	
LC0016	0.335	0.01	100	0.02	
LC0017	-	-	-	-	
LC0018	-	-	-	-	
LC0019	0.372	0.093	111	0.57	
LC0020	-	-	-	-	
LC0021	-	-	-	-	
LC0022	0.321	0.0641	96.1	-0.19	
LC0023	-	-	-	-	
LC0024	-	-	-	-	
LC0025	0.388	0.078	116	0.81	
LC0026	-	-	-	-	
LC0027	-	-	-	-	
LC0028	-	-	-	-	
LC0029	0.318	0.107	95.2	-0.24	
LC0030	0.337	0.051	101	0.05	
LC0031	0.368	0.111	110	0.51	
LC0032	0.32	0.096	95.8	-0.21	
LC0033	0.2959	0.0229	88.6	-0.57	
LC0034	-	-	-	-	
LC0035	0.274	0.043	82.1	-0.9	
LC0036	0.302	0.045	90.5	-0.48	
LC0037	0.215	0.043	64.4	-1.78	
LC0038	0.3095	0.09285	92.7	-0.36	

**Characteristics of parameter**

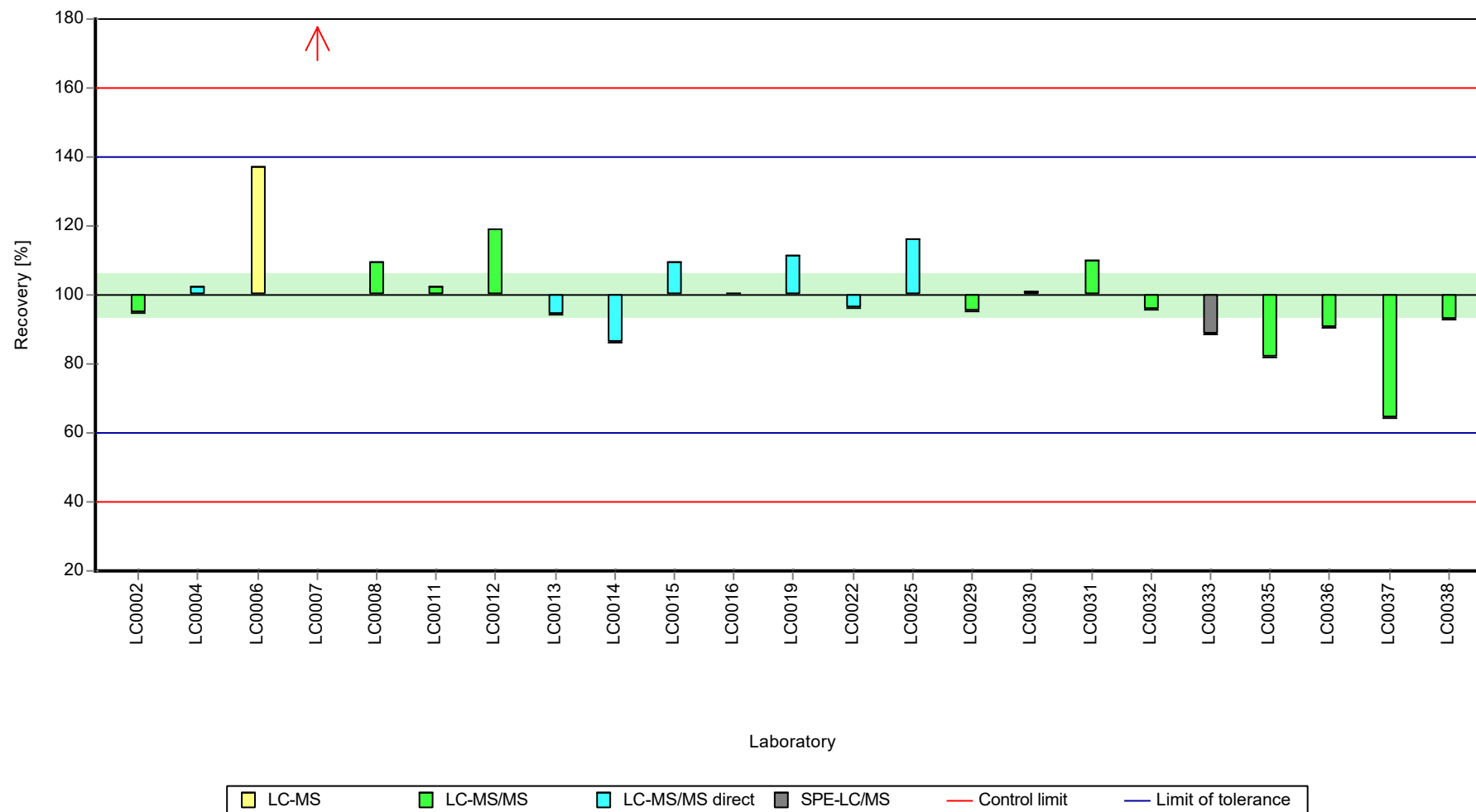
	all results	without outliers	Unit
Mean ± CI (99%)	0.347 ± 0.0491	0.334 ± 0.0317	µg/l
Minimum	0.215	0.215	µg/l
Maximum	0.63	0.458	µg/l
Standard deviation	0.0784	0.0495	µg/l
rel. standard deviation	22.6	14.8	%
n	23	22	-

Graphical presentation of results

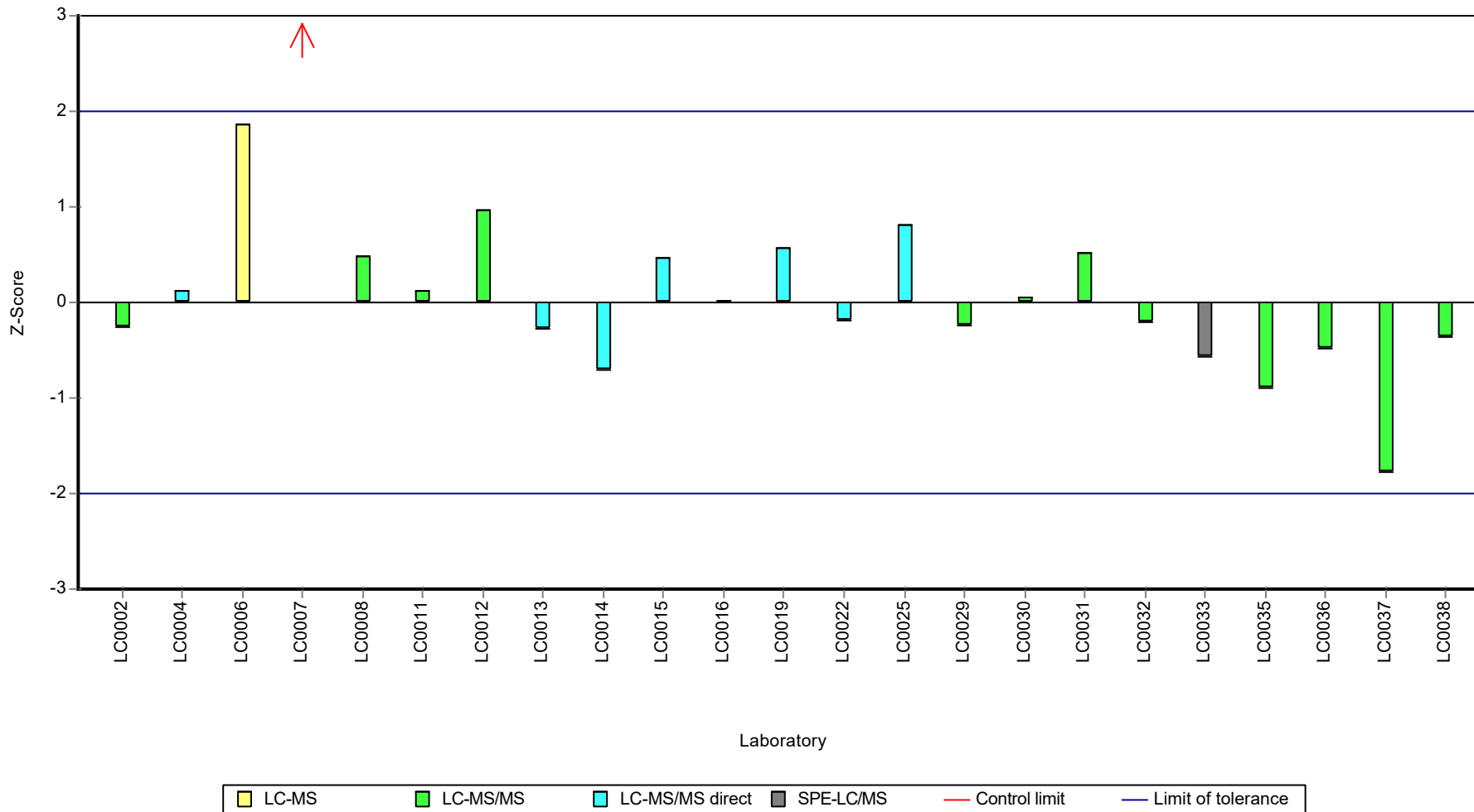
Results



Recovery rate



Z-score



## Parameter oriented report

### H110 A

#### s-Metolachlor oxanilic acid (Metolachlor-OA)

Unit	µg/l
Assigned value ± U (k=2)	0.88 ± 0.045
Criterion	0.123 (14 %)
Minimum - Maximum	0.717 - 1.11
Control test value ± U (k=2)	0.988 ± 0.148

Labcode	Result	± U	Recovery [%]	z-score	Comments
LC0001	-	-	-	-	
LC0002	0.446	0.1	50.7	-3.52	H
LC0003	-	-	-	-	
LC0004	0.85	0.153	96.5	-0.25	
LC0005	-	-	-	-	
LC0006	0.781	0.156	88.7	-0.81	
LC0007	-	-	-	-	
LC0008	0.717	0.215	81.4	-1.33	
LC0009	-	-	-	-	
LC0010	-	-	-	-	
LC0011	0.86	0.129	97.7	-0.17	
LC0012	1.046	0.14	119	1.34	
LC0013	0.858	0.077	97.4	-0.18	
LC0014	0.906	0.181	103	0.21	
LC0015	0.892	0.058	101	0.09	
LC0016	0.788	0.01	89.5	-0.75	
LC0017	-	-	-	-	
LC0018	-	-	-	-	
LC0019	1.044	0.209	119	1.33	
LC0020	-	-	-	-	
LC0021	-	-	-	-	
LC0022	0.872	0.0872	99	-0.07	
LC0023	-	-	-	-	
LC0024	-	-	-	-	
LC0025	1.11	0.222	126	1.86	
LC0026	0.848	0.254	96.3	-0.26	
LC0027	0.982	0.15	112	0.82	
LC0028	-	-	-	-	
LC0029	-	-	-	-	
LC0030	0.826	0.124	93.8	-0.44	
LC0031	0.866	0.183	98.4	-0.12	
LC0032	0.808	0.242	91.8	-0.59	
LC0033	0.9964	0.0968	113	0.94	
LC0034	-	-	-	-	
LC0035	0.813	0.163	92.3	-0.55	
LC0036	0.788	0.12	89.5	-0.75	
LC0037	0.986	0.197	112	0.86	
LC0038	0.733	0.2199	83.3	-1.2	

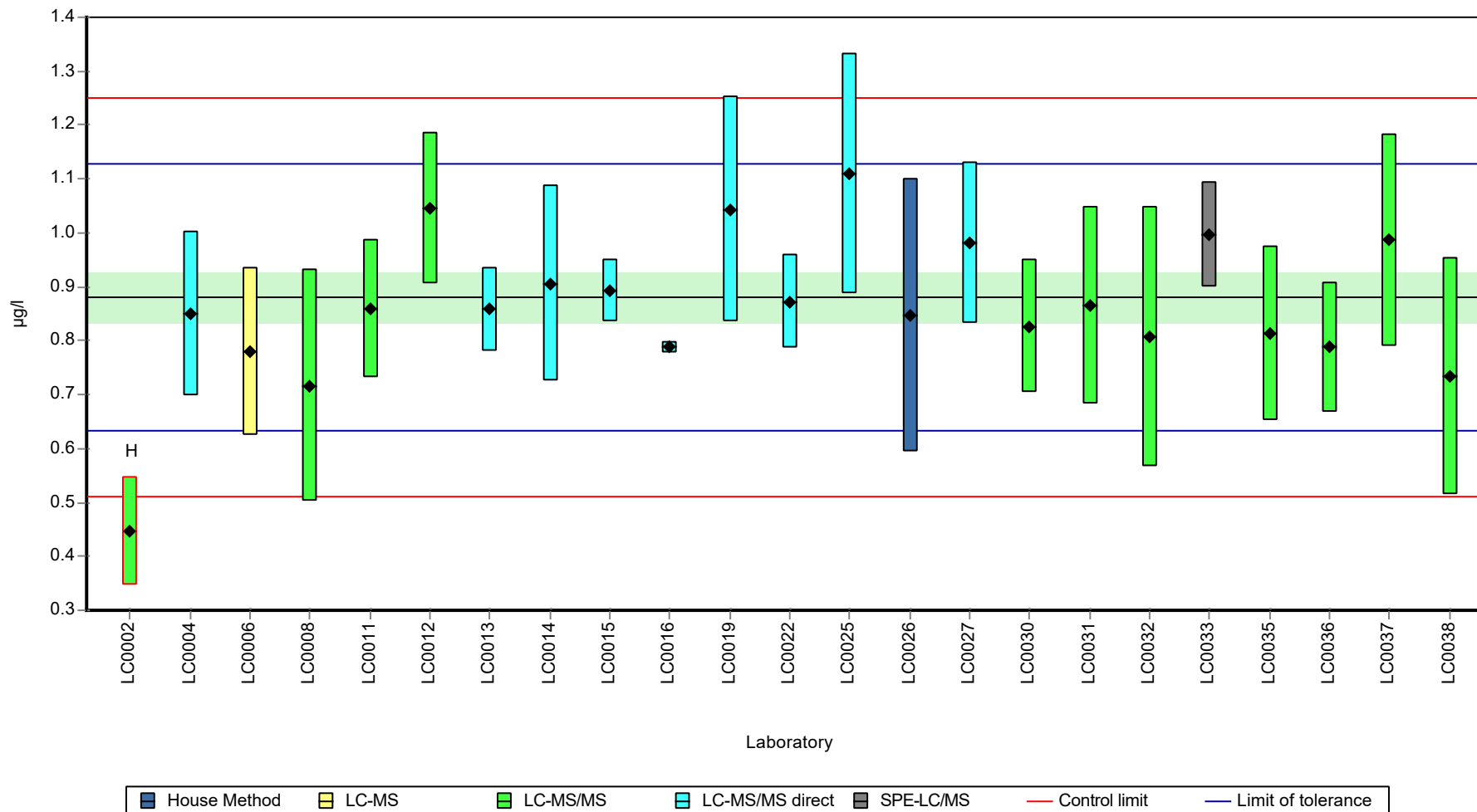
**Characteristics of parameter**

	all results	without outliers	Unit
Mean ± CI (99%)	0.862 ± 0.0859	0.88 ± 0.0675	µg/l
Minimum	0.446	0.717	µg/l
Maximum	1.11	1.11	µg/l
Standard deviation	0.137	0.106	µg/l
rel. standard deviation	15.9	12	%
n	23	22	-

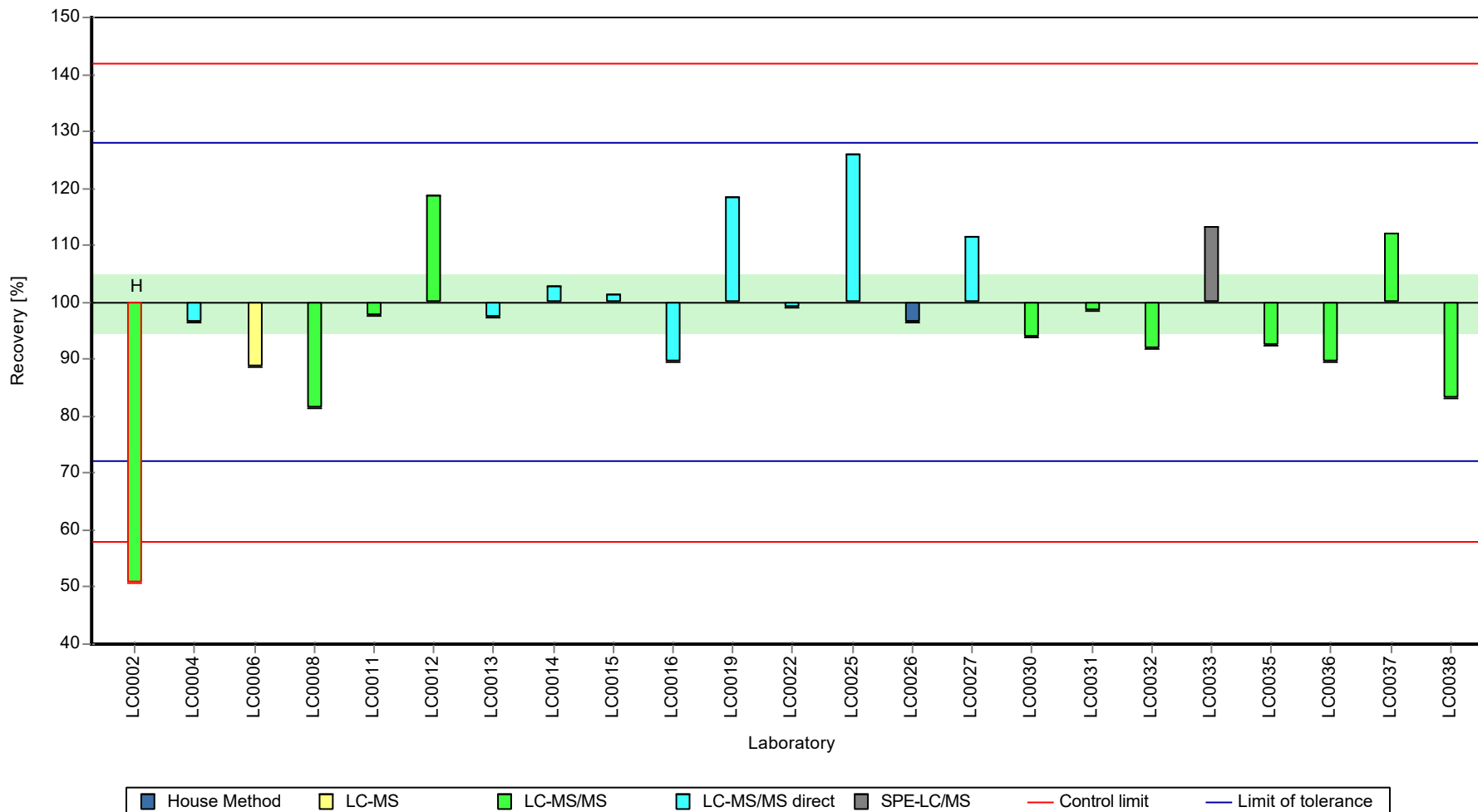


Graphical presentation of results

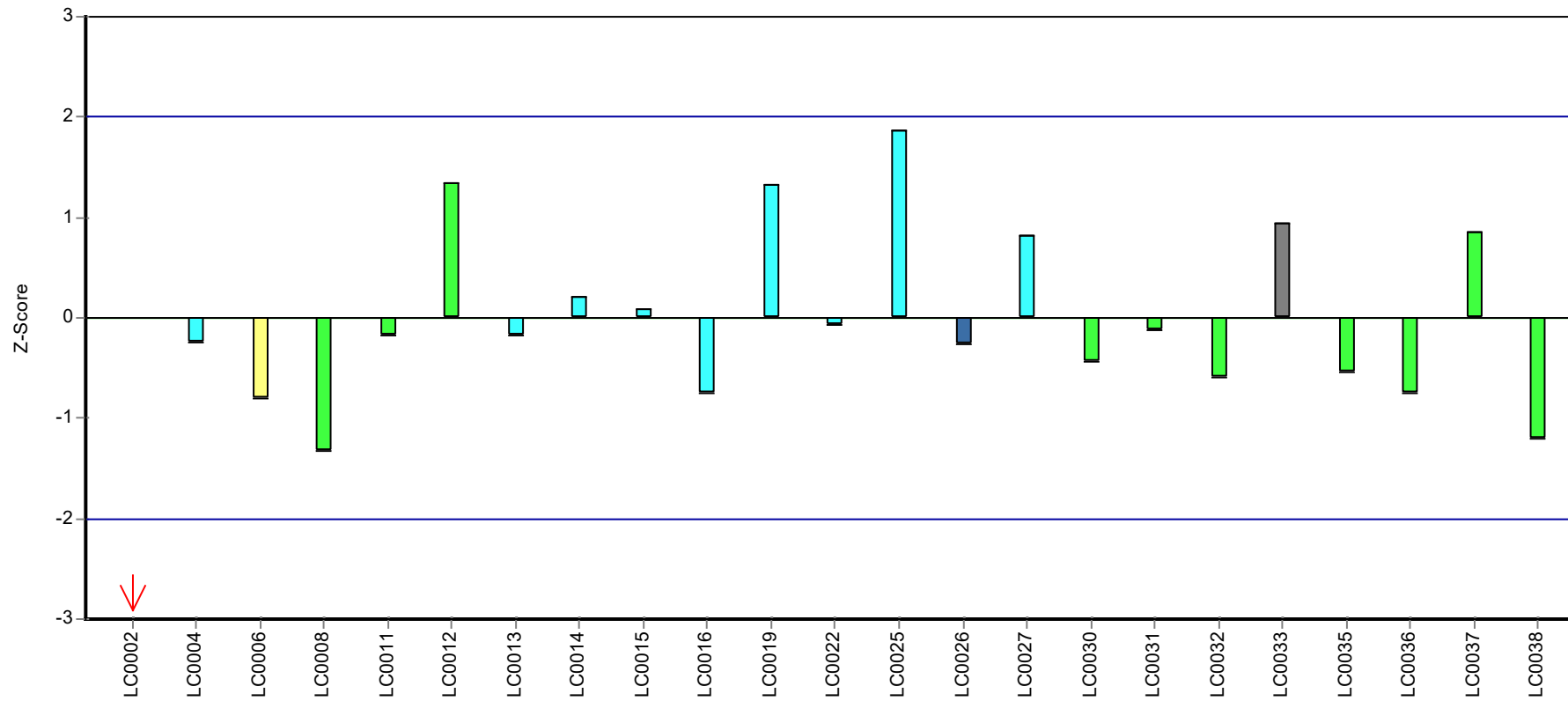
Results



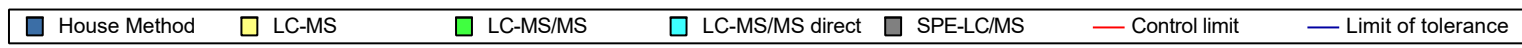
Recovery rate



Z-score



Laboratory



## Parameter oriented report

### H110 B

#### s-Metolachlor oxanilic acid (Metolachlor-OA)

Unit	µg/l
Assigned value ± U (k=2)	0.636 ± 0.0326
Criterion	0.089 (14 %)
Minimum - Maximum	0.489 - 0.803
Control test value ± U (k=2)	0.558 ± 0.0837

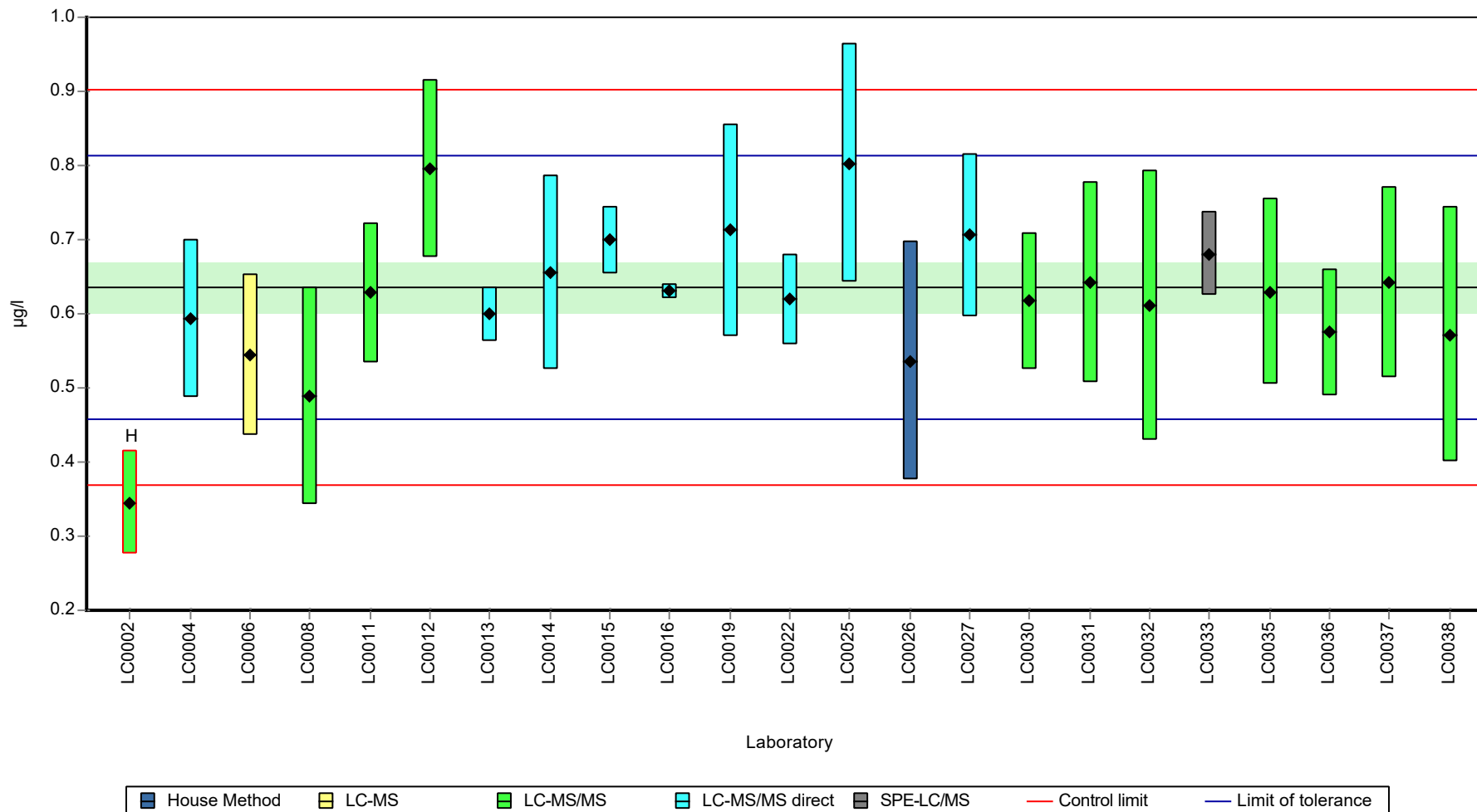
Labcode	Result	± U	Recovery [%]	z-score	Comments
LC0001	-	-	-	-	
LC0002	0.345	0.07	54.3	-3.27	H
LC0003	-	-	-	-	
LC0004	0.594	0.107	93.4	-0.47	
LC0005	-	-	-	-	
LC0006	0.545	0.109	85.7	-1.02	
LC0007	-	-	-	-	
LC0008	0.489	0.147	76.9	-1.65	
LC0009	-	-	-	-	
LC0010	-	-	-	-	
LC0011	0.628	0.094	98.8	-0.09	
LC0012	0.795	0.12	125	1.79	
LC0013	0.599	0.036	94.2	-0.41	
LC0014	0.656	0.131	103	0.23	
LC0015	0.699	0.045	110	0.71	
LC0016	0.631	0.01	99.3	-0.05	
LC0017	-	-	-	-	
LC0018	-	-	-	-	
LC0019	0.713	0.143	112	0.87	
LC0020	-	-	-	-	
LC0021	-	-	-	-	
LC0022	0.619	0.0619	97.4	-0.19	
LC0023	-	-	-	-	
LC0024	-	-	-	-	
LC0025	0.803	0.161	126	1.88	
LC0026	0.536	0.161	84.3	-1.12	
LC0027	0.706	0.11	111	0.79	
LC0028	-	-	-	-	
LC0029	-	-	-	-	
LC0030	0.617	0.093	97.1	-0.21	
LC0031	0.642	0.136	101	0.07	
LC0032	0.611	0.183	96.1	-0.28	
LC0033	0.6811	0.0559	107	0.51	
LC0034	-	-	-	-	
LC0035	0.63	0.126	99.1	-0.06	
LC0036	0.575	0.086	90.5	-0.68	
LC0037	0.643	0.129	101	0.08	
LC0038	0.572	0.1716	90	-0.71	

**Characteristics of parameter**

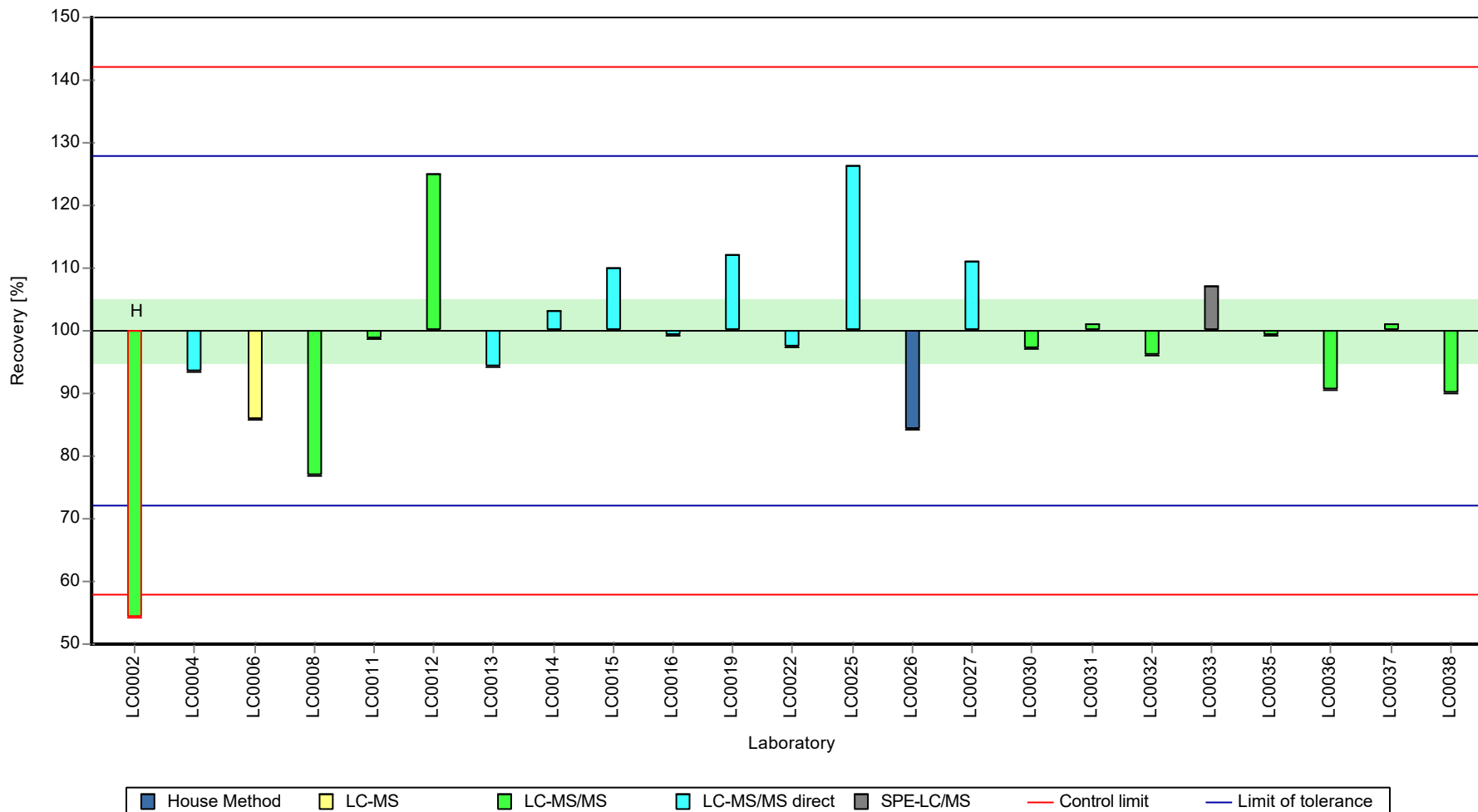
	all results	without outliers	Unit
Mean ± CI (99%)	0.623 ± 0.0602	0.636 ± 0.0489	µg/l
Minimum	0.345	0.489	µg/l
Maximum	0.803	0.803	µg/l
Standard deviation	0.0962	0.0764	µg/l
rel. standard deviation	15.4	12	%
n	23	22	-

Graphical presentation of results

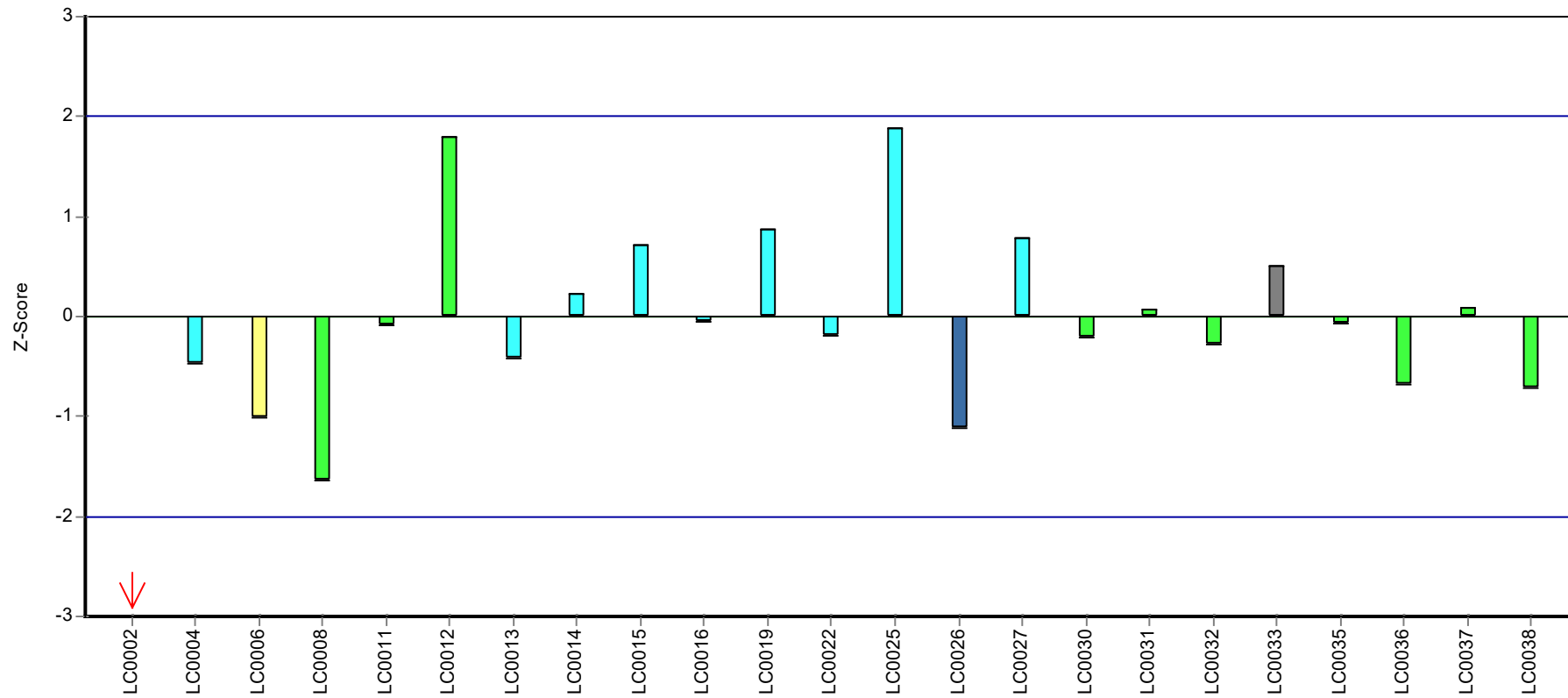
Results



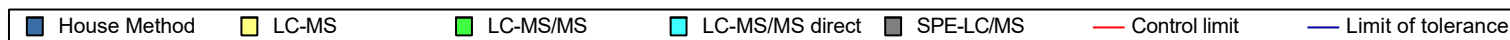
Recovery rate



Z-score



Laboratory





## Parameter oriented report

### H110 A

#### \*\*Chlorothalonil-4-hydroxy

Unit	µg/l
Assigned value ± U (k=2)	0.139 ± 0.0117
Criterion	0.0139 (10 %)
Minimum - Maximum	0.113 - 0.156
Control test value ± U (k=2)	0.137 ± 0.0205

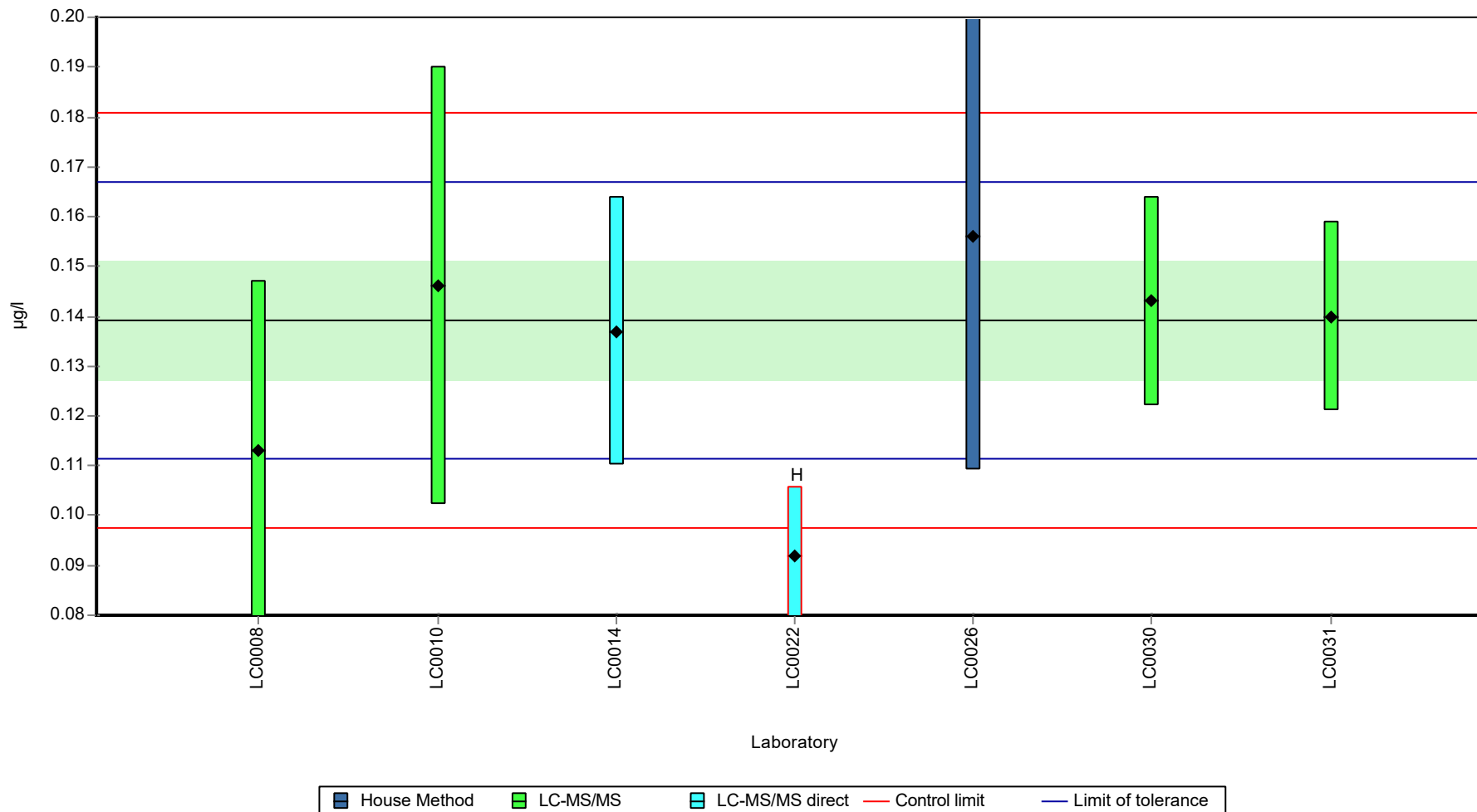
Labcode	Result	± U	Recovery [%]	z-score	Comments
LC0001	-	-	-	-	
LC0002	-	-	-	-	
LC0003	-	-	-	-	
LC0004	-	-	-	-	
LC0005	-	-	-	-	
LC0006	-	-	-	-	
LC0007	-	-	-	-	
LC0008	0.113	0.034	81.2	-1.88	
LC0009	-	-	-	-	
LC0010	0.146	0.044	105	0.49	
LC0011	-	-	-	-	
LC0012	-	-	-	-	
LC0013	-	-	-	-	
LC0014	0.137	0.027	98.4	-0.16	
LC0015	-	-	-	-	
LC0016	-	-	-	-	
LC0017	-	-	-	-	
LC0018	-	-	-	-	
LC0019	-	-	-	-	
LC0020	-	-	-	-	
LC0021	-	-	-	-	
LC0022	0.092	0.0139	66.1	-3.39	H
LC0023	-	-	-	-	
LC0024	-	-	-	-	
LC0025	-	-	-	-	
LC0026	0.156	0.047	112	1.21	
LC0027	-	-	-	-	
LC0028	-	-	-	-	
LC0029	-	-	-	-	
LC0030	0.143	0.021	103	0.28	
LC0031	0.14	0.019	101	0.06	
LC0032	-	-	-	-	
LC0033	-	-	-	-	
LC0034	-	-	-	-	
LC0035	-	-	-	-	
LC0036	-	-	-	-	
LC0037	-	-	-	-	
LC0038	-	-	-	-	

**Characteristics of parameter**

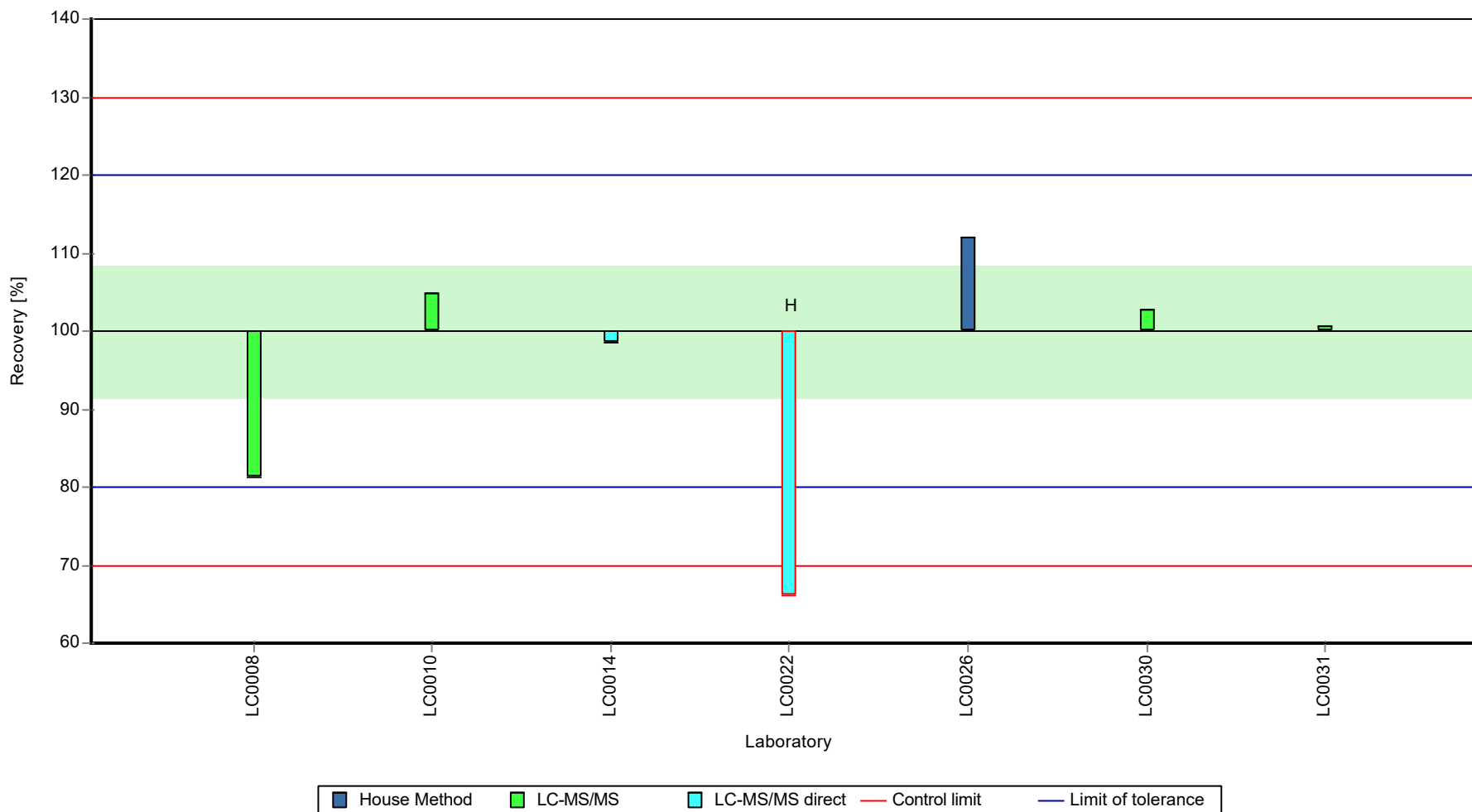
	all results	without outliers	Unit
Mean ± CI (99%)	0.132 ± 0.0251	0.139 ± 0.0176	µg/l
Minimum	0.092	0.113	µg/l
Maximum	0.156	0.156	µg/l
Standard deviation	0.0221	0.0144	µg/l
rel. standard deviation	16.7	10.3	%
n	7	6	-

Graphical presentation of results

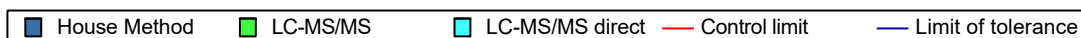
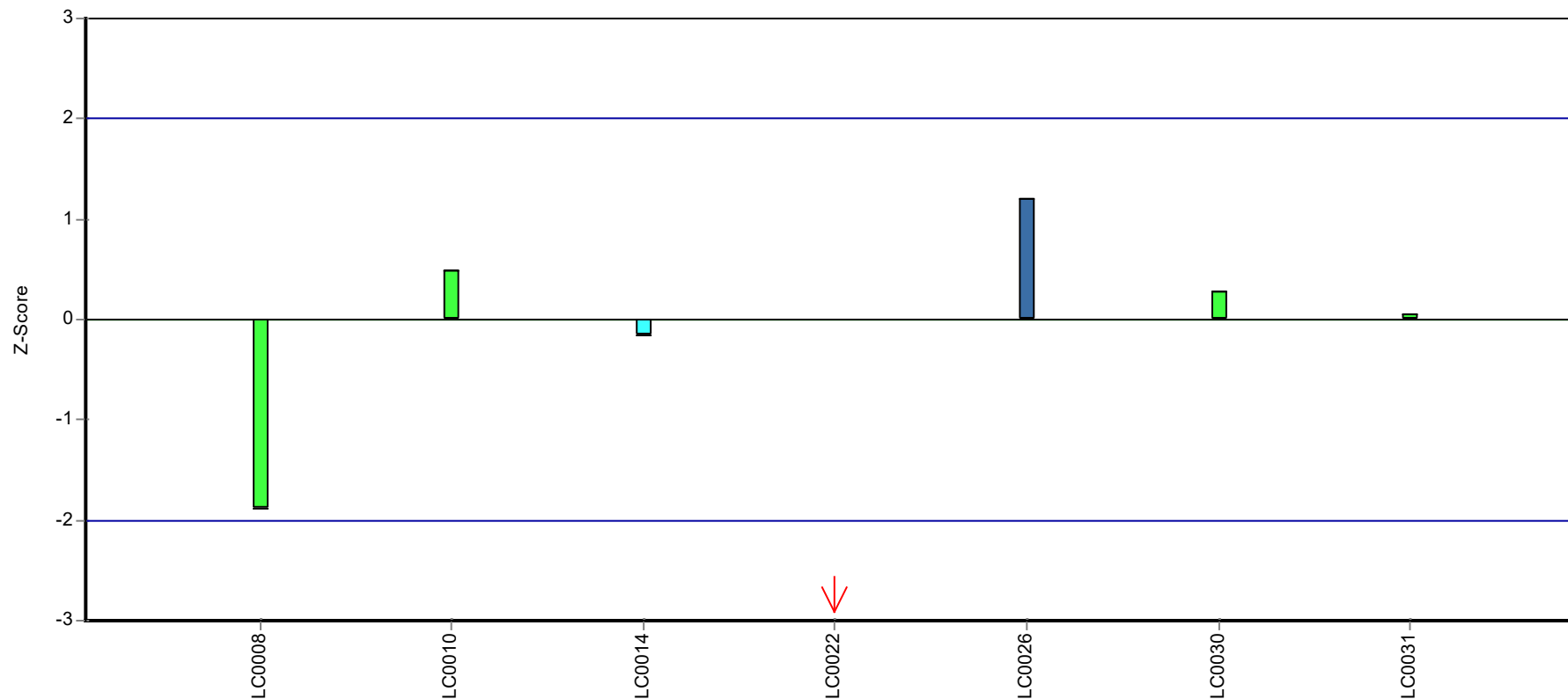
Results



Recovery rate



Z-score



## Parameter oriented report

### H110 B

#### \*\*Chlorothalonil-4-hydroxy

Unit	µg/l
Assigned value ± U (k=2)	0.704 ± 0.119
Criterion	0.155 (22 %)
Minimum - Maximum	0.432 - 0.868
Control test value ± U (k=2)	0.878 ± 0.132

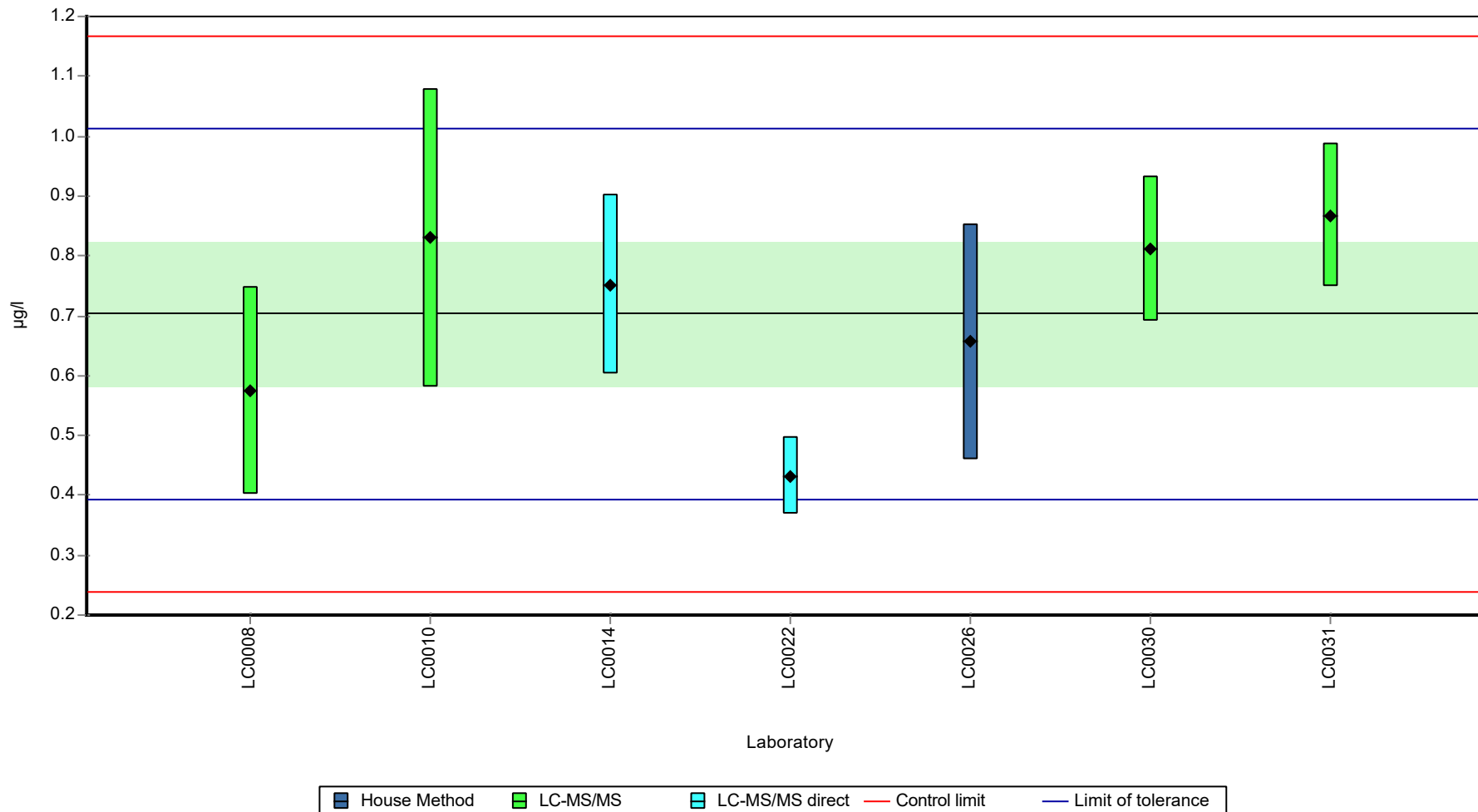
Labcode	Result	± U	Recovery [%]	z-score	Comments
LC0001	-	-	-	-	
LC0002	-	-	-	-	
LC0003	-	-	-	-	
LC0004	-	-	-	-	
LC0005	-	-	-	-	
LC0006	-	-	-	-	
LC0007	-	-	-	-	
LC0008	0.575	0.173	81.7	-0.83	
LC0009	-	-	-	-	
LC0010	0.83	0.249	118	0.82	
LC0011	-	-	-	-	
LC0012	-	-	-	-	
LC0013	-	-	-	-	
LC0014	0.752	0.15	107	0.31	
LC0015	-	-	-	-	
LC0016	-	-	-	-	
LC0017	-	-	-	-	
LC0018	-	-	-	-	
LC0019	-	-	-	-	
LC0020	-	-	-	-	
LC0021	-	-	-	-	
LC0022	0.432	0.0647	61.4	-1.75	
LC0023	-	-	-	-	
LC0024	-	-	-	-	
LC0025	-	-	-	-	
LC0026	0.656	0.197	93.2	-0.31	
LC0027	-	-	-	-	
LC0028	-	-	-	-	
LC0029	-	-	-	-	
LC0030	0.812	0.122	115	0.7	
LC0031	0.868	0.12	123	1.06	
LC0032	-	-	-	-	
LC0033	-	-	-	-	
LC0034	-	-	-	-	
LC0035	-	-	-	-	
LC0036	-	-	-	-	
LC0037	-	-	-	-	
LC0038	-	-	-	-	

**Characteristics of parameter**

	all results	without outliers	Unit
Mean ± CI (99%)	0.704 ± 0.179	0.704 ± 0.179	µg/l
Minimum	0.432	0.432	µg/l
Maximum	0.868	0.868	µg/l
Standard deviation	0.158	0.158	µg/l
rel. standard deviation	22.4	22.4	%
n	7	7	-

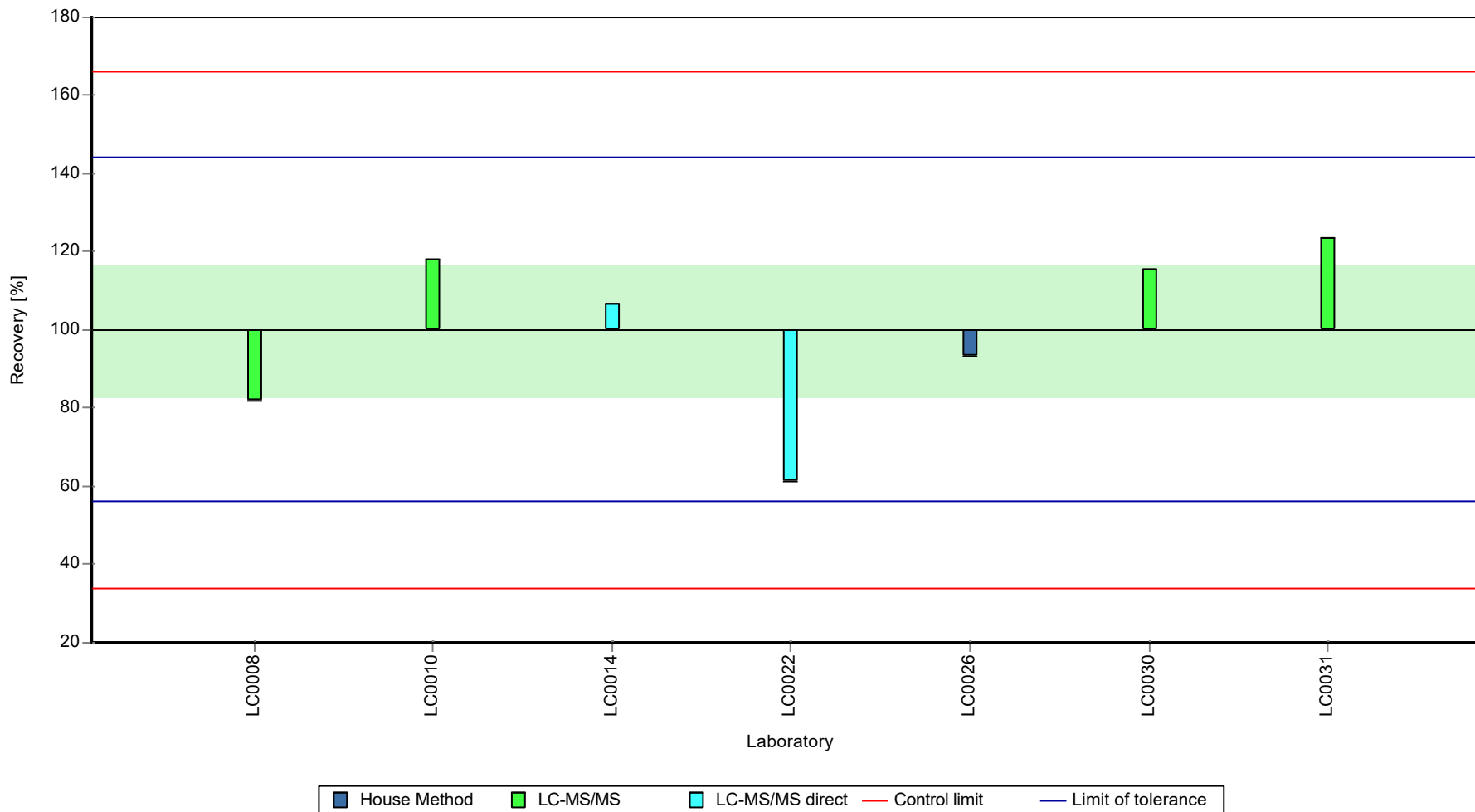
Graphical presentation of results

Results

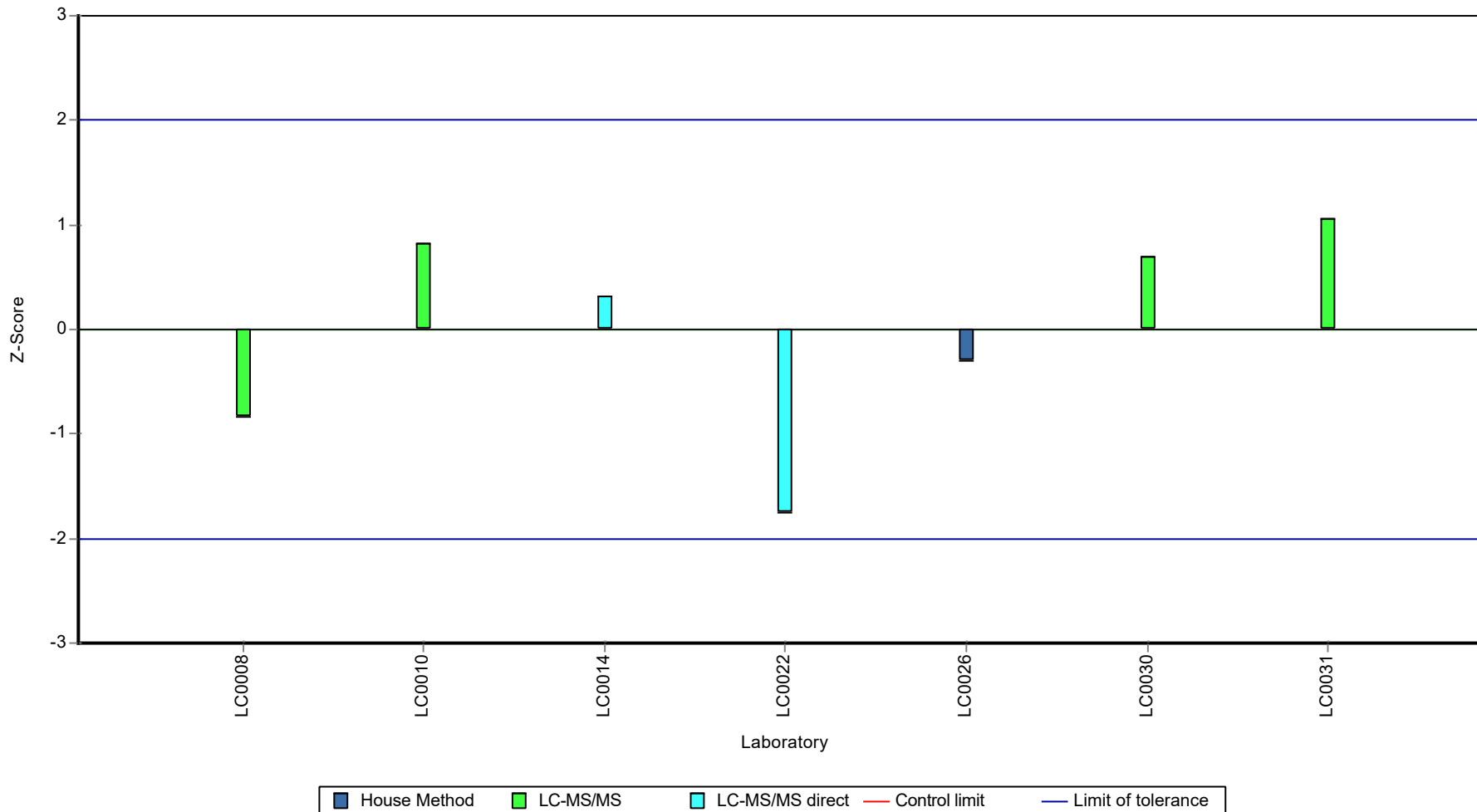




Recovery rate



Z-score



## Parameter oriented report

### H110 A

#### \*\*Chlorothalonil Metabolite R471811

Unit	µg/l
Assigned value ± U (k=2)	0.381 ± 0.0261
Criterion	0.0419 (11 %)
Minimum - Maximum	0.325 - 0.46
Control test value ± U (k=2)	0.375 ± 0.0939

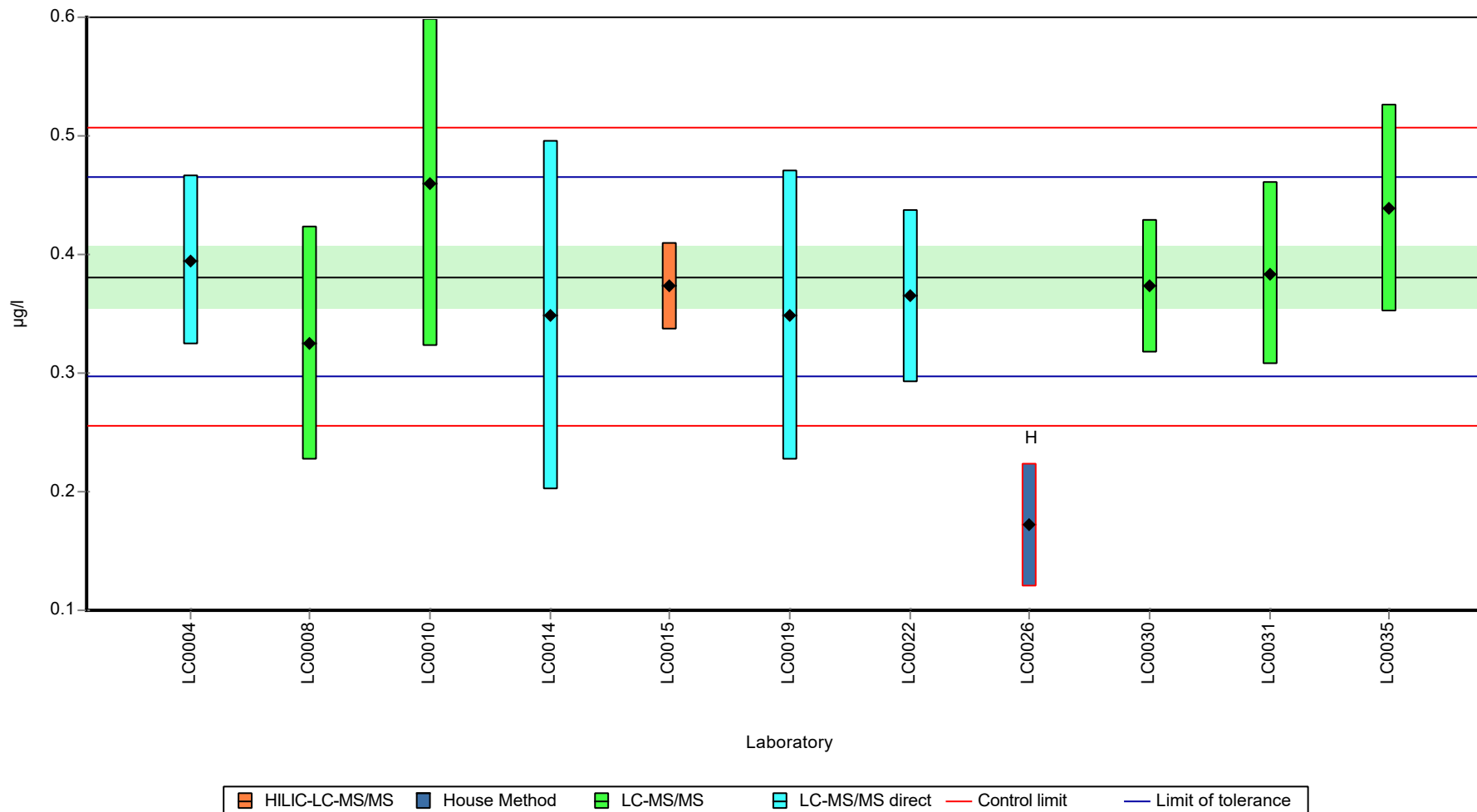
Labcode	Result	± U	Recovery [%]	z-score	Comments
LC0001	-	-	-	-	
LC0002	-	-	-	-	
LC0003	-	-	-	-	
LC0004	0.395	0.071	104	0.33	
LC0005	-	-	-	-	
LC0006	-	-	-	-	
LC0007	-	-	-	-	
LC0008	0.325	0.098	85.3	-1.34	
LC0009	-	-	-	-	
LC0010	0.46	0.138	121	1.88	
LC0011	-	-	-	-	
LC0012	-	-	-	-	
LC0013	-	-	-	-	
LC0014	0.349	0.147	91.6	-0.77	
LC0015	0.373	0.037	97.8	-0.2	
LC0016	-	-	-	-	
LC0017	-	-	-	-	
LC0018	-	-	-	-	
LC0019	0.349	0.122	91.6	-0.77	
LC0020	-	-	-	-	
LC0021	-	-	-	-	
LC0022	0.365	0.0731	95.8	-0.39	
LC0023	-	-	-	-	
LC0024	-	-	-	-	
LC0025	-	-	-	-	
LC0026	0.172	0.052	45.1	-4.99	H
LC0027	-	-	-	-	
LC0028	-	-	-	-	
LC0029	-	-	-	-	
LC0030	0.373	0.056	97.8	-0.2	
LC0031	0.384	0.077	101	0.07	
LC0032	-	-	-	-	
LC0033	-	-	-	-	
LC0034	-	-	-	-	
LC0035	0.439	0.088	115	1.38	
LC0036	-	-	-	-	
LC0037	-	-	-	-	
LC0038	-	-	-	-	

**Characteristics of parameter**

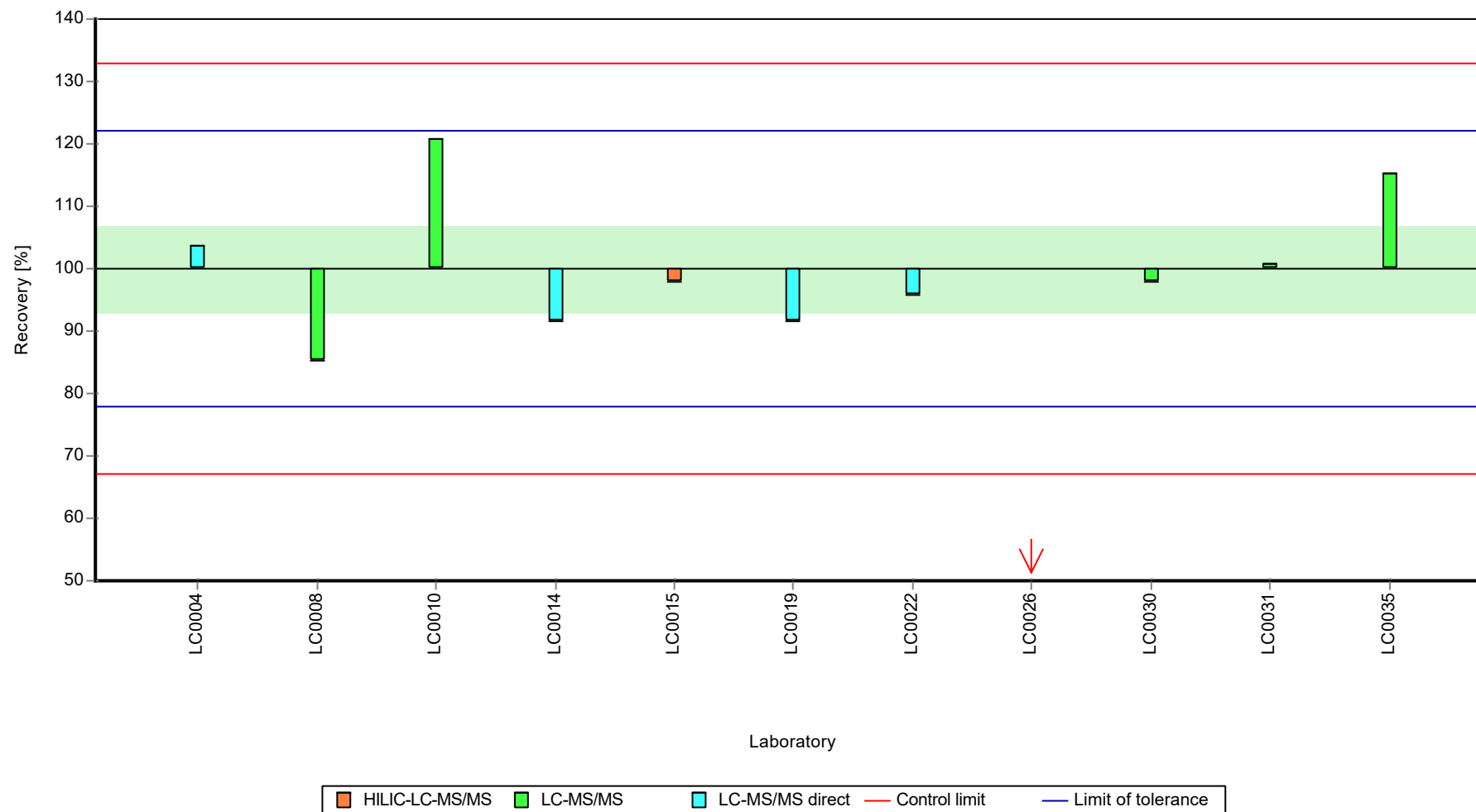
	all results	without outliers	Unit
Mean ± CI (99%)	0.362 ± 0.0672	0.381 ± 0.0392	µg/l
Minimum	0.172	0.325	µg/l
Maximum	0.46	0.46	µg/l
Standard deviation	0.0743	0.0413	µg/l
rel. standard deviation	20.5	10.8	%
n	11	10	-

Graphical presentation of results

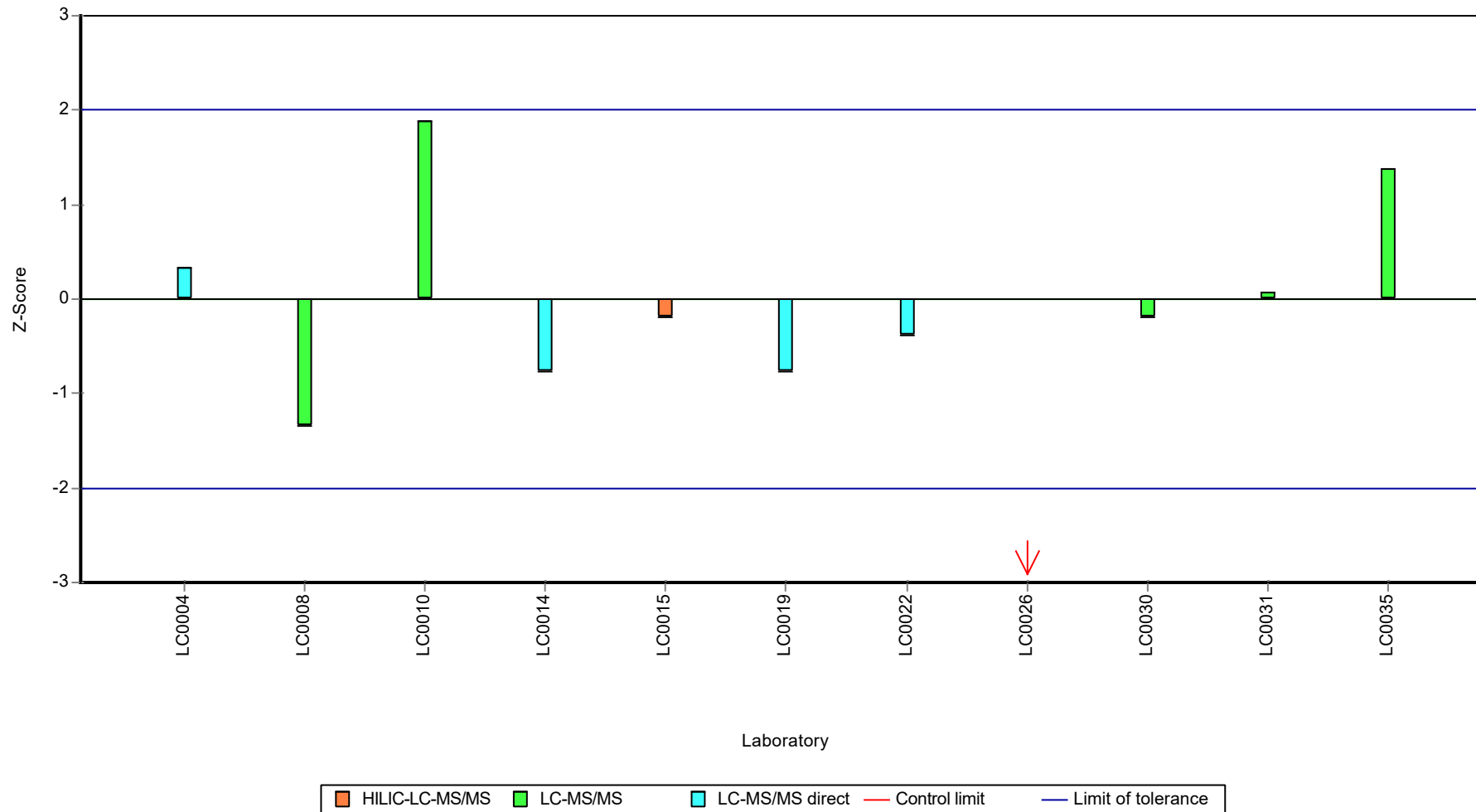
Results



Recovery rate



Z-score



## Parameter oriented report

### H110 B

#### \*\*Chlorothalonil Metabolite R471811

Unit	µg/l
Assigned value ± U (k=2)	0.678 ± 0.0614
Criterion	0.102 (15 %)
Minimum - Maximum	0.492 - 0.81
Control test value ± U (k=2)	0.684 ± 0.171

Labcode	Result	± U	Recovery [%]	z-score	Comments
LC0001	-	-	-	-	
LC0002	-	-	-	-	
LC0003	-	-	-	-	
LC0004	0.693	0.125	102	0.15	
LC0005	-	-	-	-	
LC0006	-	-	-	-	
LC0007	-	-	-	-	
LC0008	0.524	0.157	77.3	-1.52	
LC0009	-	-	-	-	
LC0010	0.81	0.243	119	1.3	
LC0011	-	-	-	-	
LC0012	-	-	-	-	
LC0013	-	-	-	-	
LC0014	0.634	0.266	93.5	-0.43	
LC0015	0.667	0.067	98.4	-0.11	
LC0016	-	-	-	-	
LC0017	-	-	-	-	
LC0018	-	-	-	-	
LC0019	0.736	0.257	109	0.57	
LC0020	-	-	-	-	
LC0021	-	-	-	-	
LC0022	0.666	0.133	98.2	-0.12	
LC0023	-	-	-	-	
LC0024	-	-	-	-	
LC0025	-	-	-	-	
LC0026	0.492	0.148	72.5	-1.83	
LC0027	-	-	-	-	
LC0028	-	-	-	-	
LC0029	-	-	-	-	
LC0030	0.679	0.102	100	0.01	
LC0031	0.752	0.15	111	0.73	
LC0032	-	-	-	-	
LC0033	-	-	-	-	
LC0034	-	-	-	-	
LC0035	0.807	0.161	119	1.27	
LC0036	-	-	-	-	
LC0037	-	-	-	-	
LC0038	-	-	-	-	

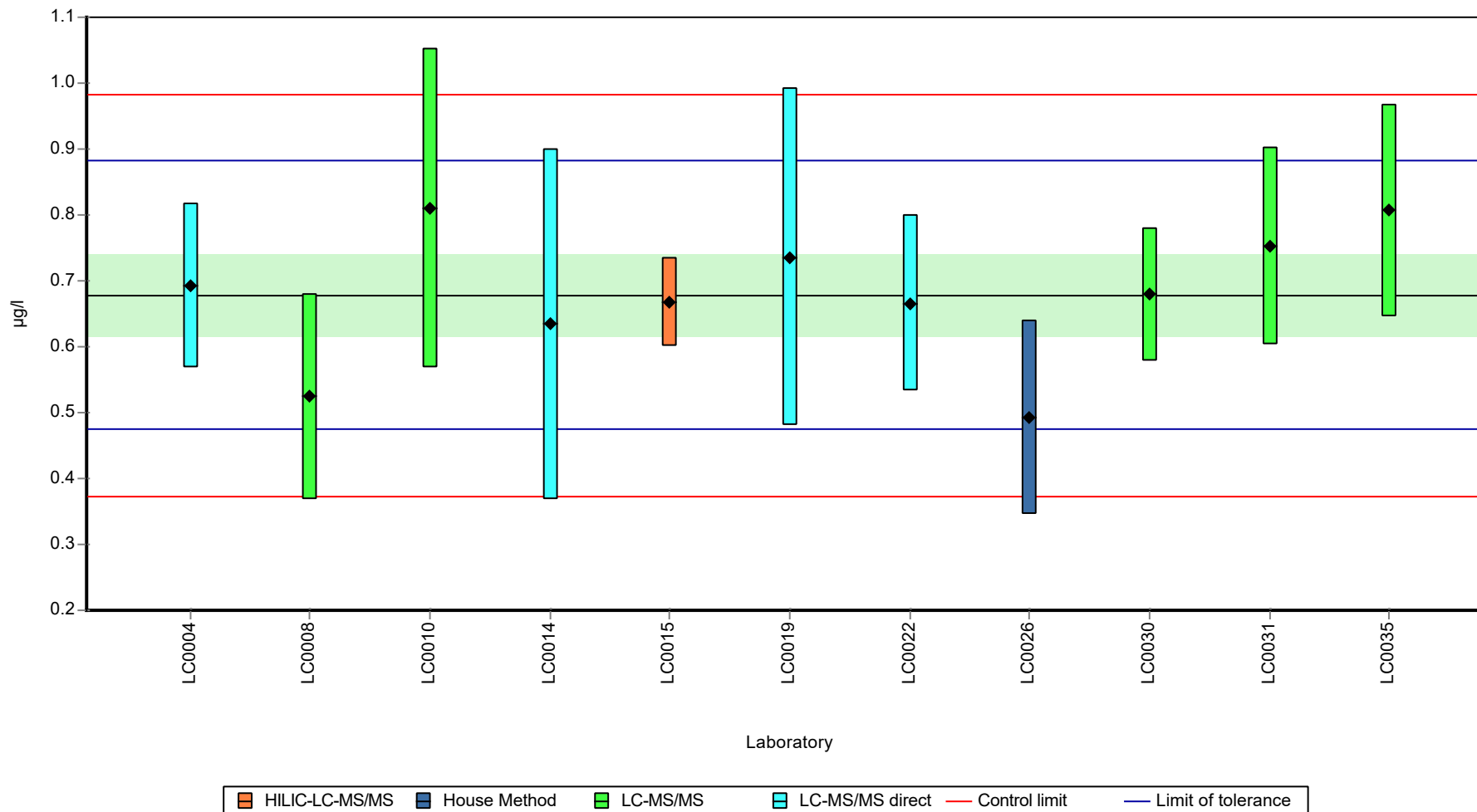


**Characteristics of parameter**

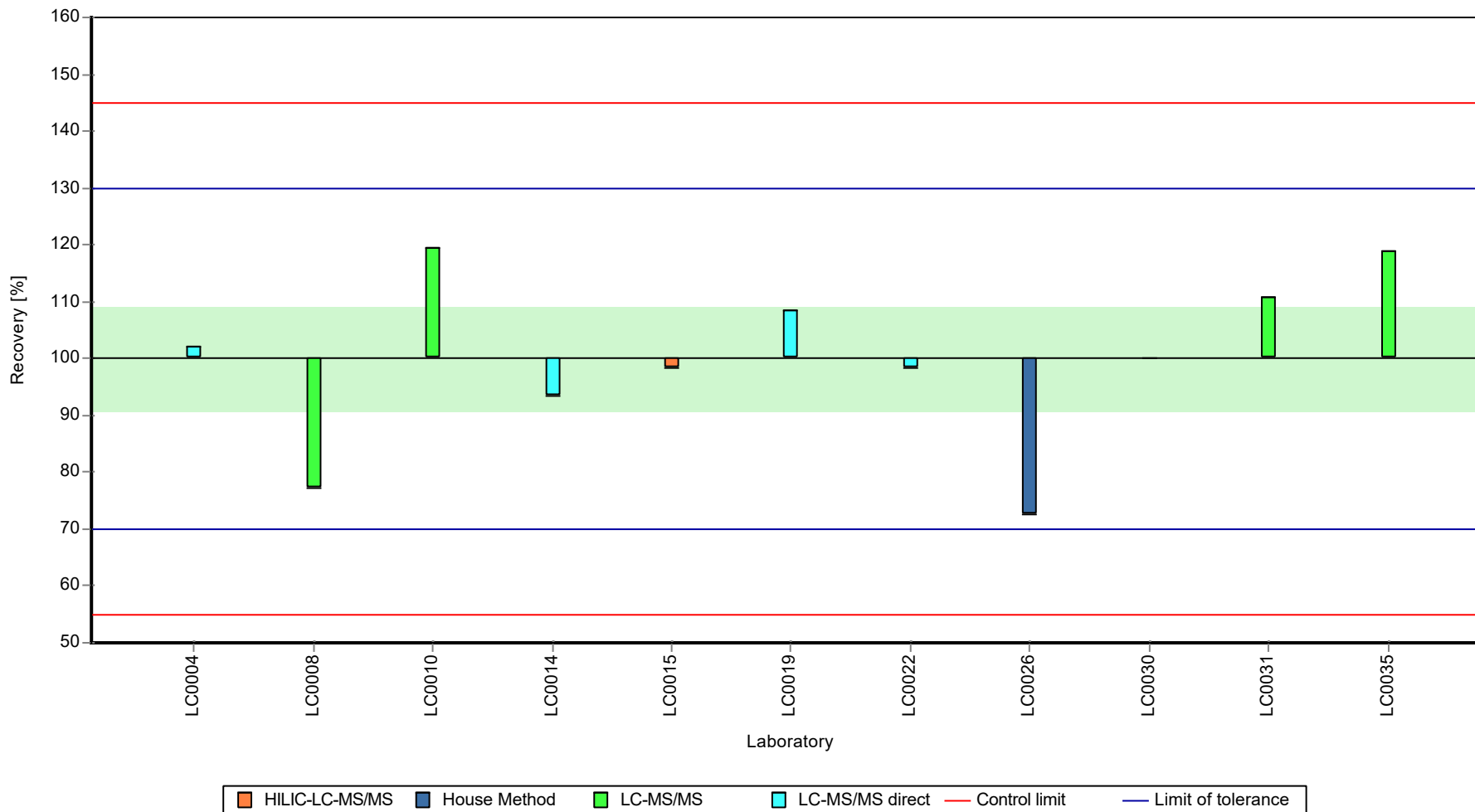
	all results	without outliers	Unit
Mean ± CI (99%)	0.678 ± 0.0921	0.678 ± 0.0921	µg/l
Minimum	0.492	0.492	µg/l
Maximum	0.81	0.81	µg/l
Standard deviation	0.102	0.102	µg/l
rel. standard deviation	15	15	%
n	11	11	-

Graphical presentation of results

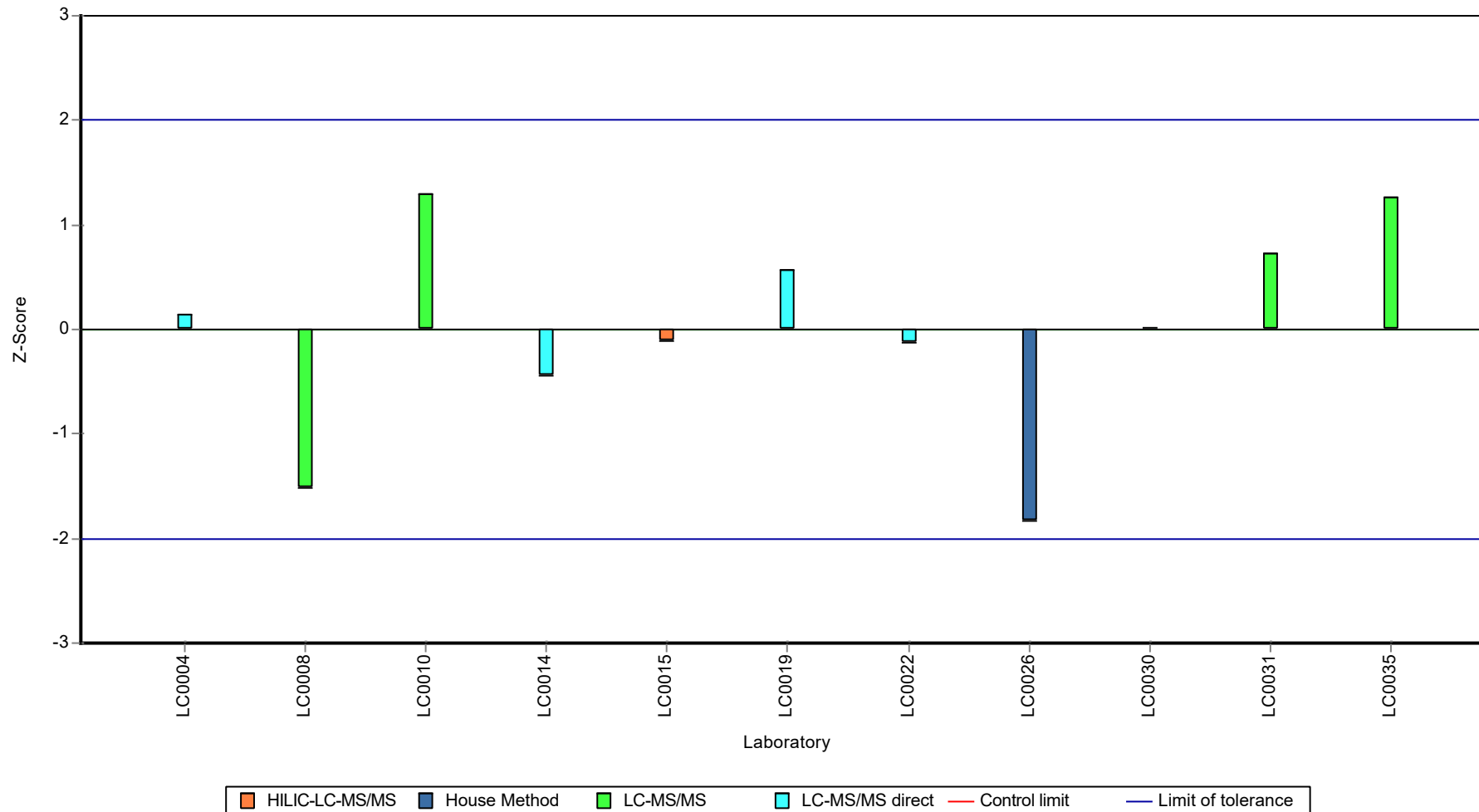
Results



Recovery rate



Z-score



## Parameter oriented report

### H110 A

#### \*\*Chlorothalonil Metabolite R611968

Unit	µg/l
Assigned value ± U (k=2)	0.505 ± 0.0334
Criterion	0.0409 (8.1 %)
Minimum - Maximum	0.45 - 0.558
Control test value ± U (k=2)	0.505 ± 0.126

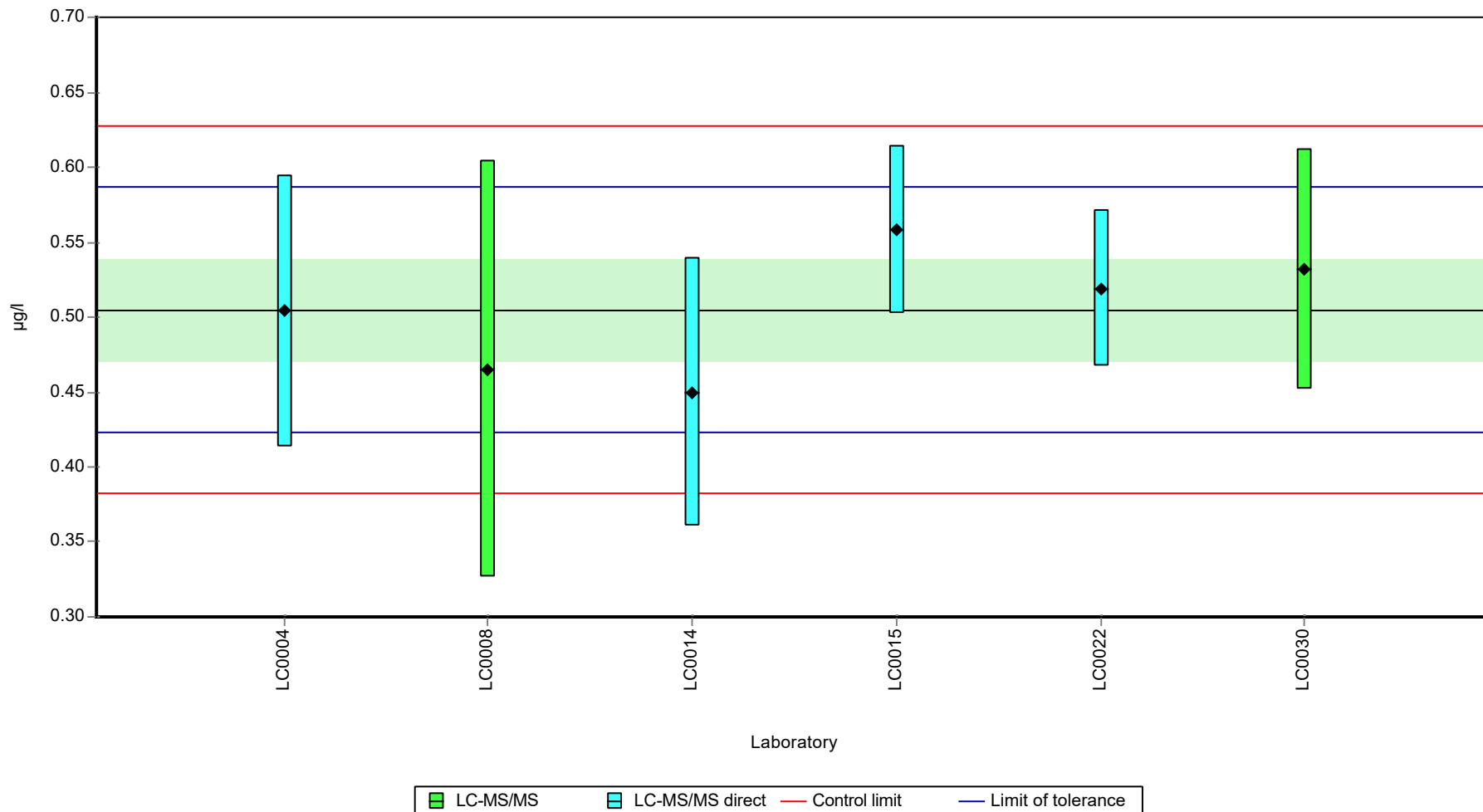
Labcode	Result	± U	Recovery [%]	z-score	Comments
LC0001	-	-	-	-	
LC0002	-	-	-	-	
LC0003	-	-	-	-	
LC0004	0.504	0.091	99.9	-0.02	
LC0005	-	-	-	-	
LC0006	-	-	-	-	
LC0007	-	-	-	-	
LC0008	0.465	0.139	92.1	-0.97	
LC0009	-	-	-	-	
LC0010	-	-	-	-	
LC0011	-	-	-	-	
LC0012	-	-	-	-	
LC0013	-	-	-	-	
LC0014	0.45	0.09	89.2	-1.34	
LC0015	0.558	0.056	111	1.3	
LC0016	-	-	-	-	
LC0017	-	-	-	-	
LC0018	-	-	-	-	
LC0019	-	-	-	-	
LC0020	-	-	-	-	
LC0021	-	-	-	-	
LC0022	0.519	0.0519	103	0.35	
LC0023	-	-	-	-	
LC0024	-	-	-	-	
LC0025	-	-	-	-	
LC0026	-	-	-	-	
LC0027	-	-	-	-	
LC0028	-	-	-	-	
LC0029	-	-	-	-	
LC0030	0.532	0.08	105	0.67	
LC0031	-	-	-	-	
LC0032	-	-	-	-	
LC0033	-	-	-	-	
LC0034	-	-	-	-	
LC0035	-	-	-	-	
LC0036	-	-	-	-	
LC0037	-	-	-	-	
LC0038	-	-	-	-	

**Characteristics of parameter**

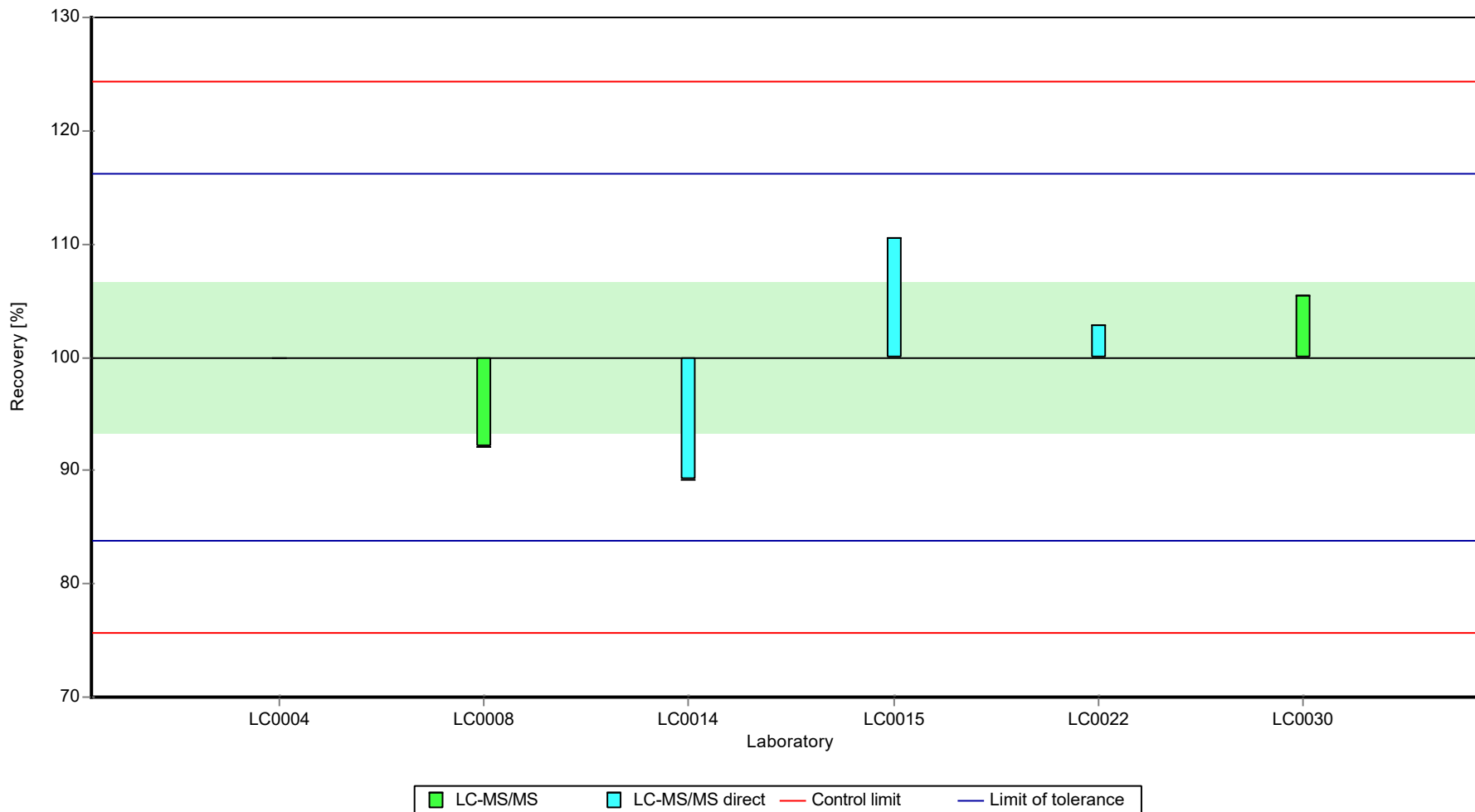
	all results	without outliers	Unit
Mean ± CI (99%)	0.505 ± 0.0501	0.505 ± 0.0501	µg/l
Minimum	0.45	0.45	µg/l
Maximum	0.558	0.558	µg/l
Standard deviation	0.0409	0.0409	µg/l
rel. standard deviation	8.1	8.1	%
n	6	6	-

Graphical presentation of results

Results

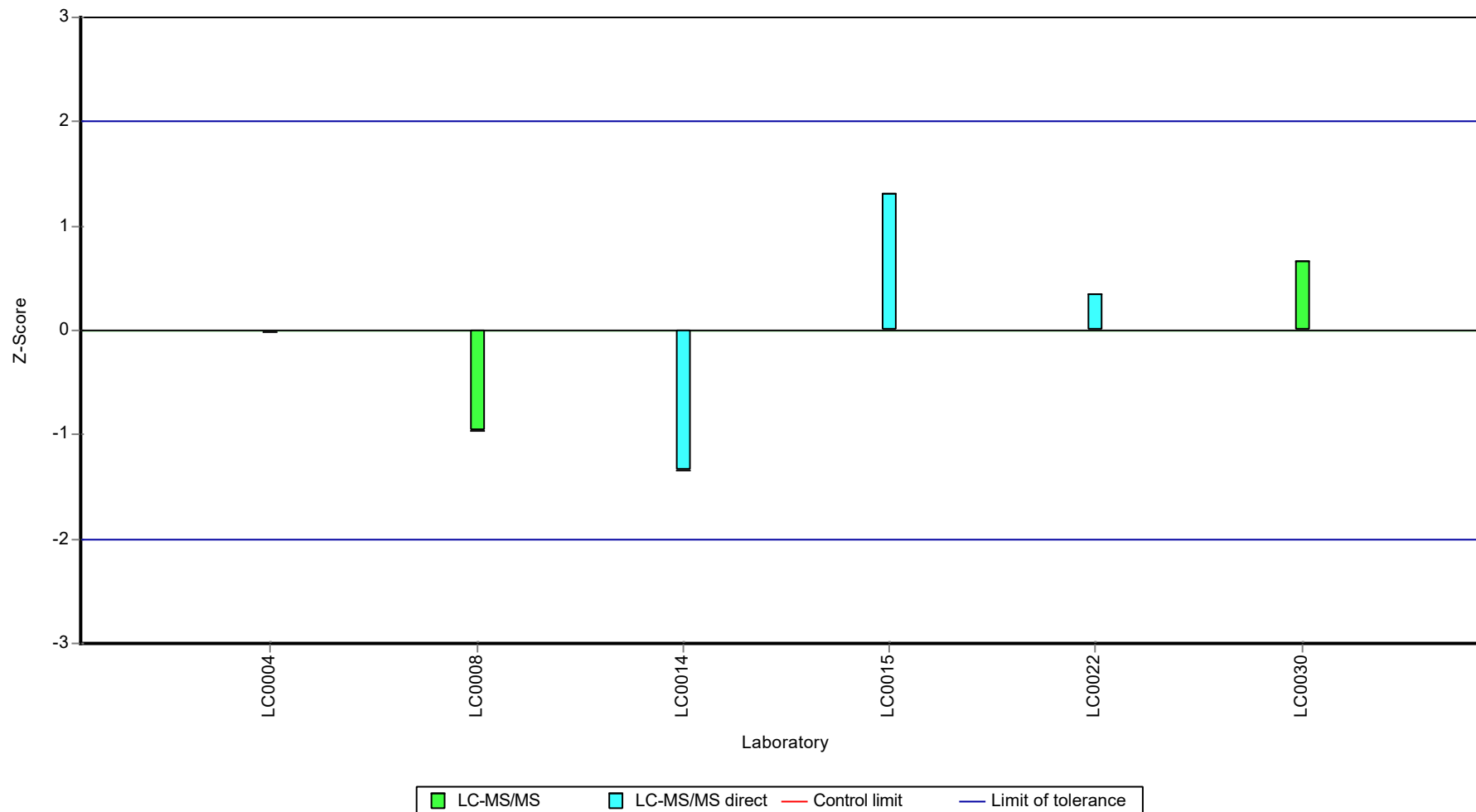


Recovery rate





Z-score



## Parameter oriented report

### H110 B

#### \*\*Chlorothalonil Metabolite R611968

Unit	µg/l
Assigned value ± U (k=2)	0.332 ± 0.0236
Criterion	0.0288 (8.7 %)
Minimum - Maximum	0.291 - 0.372
Control test value ± U (k=2)	0.321 ± 0.0802

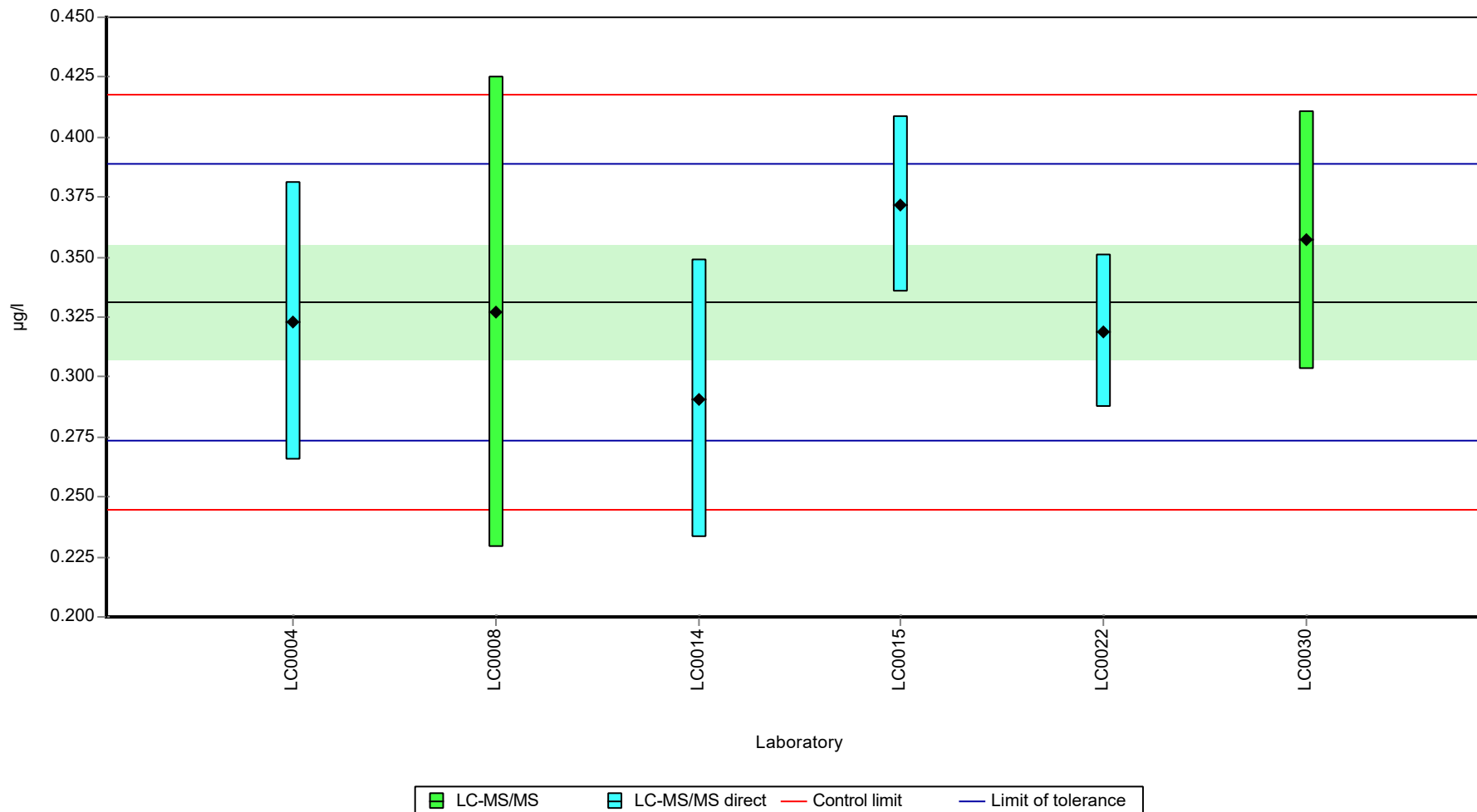
Labcode	Result	± U	Recovery [%]	z-score	Comments
LC0001	-	-	-	-	
LC0002	-	-	-	-	
LC0003	-	-	-	-	
LC0004	0.323	0.058	97.4	-0.29	
LC0005	-	-	-	-	
LC0006	-	-	-	-	
LC0007	-	-	-	-	
LC0008	0.327	0.098	98.6	-0.16	
LC0009	-	-	-	-	
LC0010	-	-	-	-	
LC0011	-	-	-	-	
LC0012	-	-	-	-	
LC0013	-	-	-	-	
LC0014	0.291	0.058	87.8	-1.4	
LC0015	0.372	0.037	112	1.4	
LC0016	-	-	-	-	
LC0017	-	-	-	-	
LC0018	-	-	-	-	
LC0019	-	-	-	-	
LC0020	-	-	-	-	
LC0021	-	-	-	-	
LC0022	0.319	0.0319	96.2	-0.43	
LC0023	-	-	-	-	
LC0024	-	-	-	-	
LC0025	-	-	-	-	
LC0026	-	-	-	-	
LC0027	-	-	-	-	
LC0028	-	-	-	-	
LC0029	-	-	-	-	
LC0030	0.357	0.054	108	0.88	
LC0031	-	-	-	-	
LC0032	-	-	-	-	
LC0033	-	-	-	-	
LC0034	-	-	-	-	
LC0035	-	-	-	-	
LC0036	-	-	-	-	
LC0037	-	-	-	-	
LC0038	-	-	-	-	

**Characteristics of parameter**

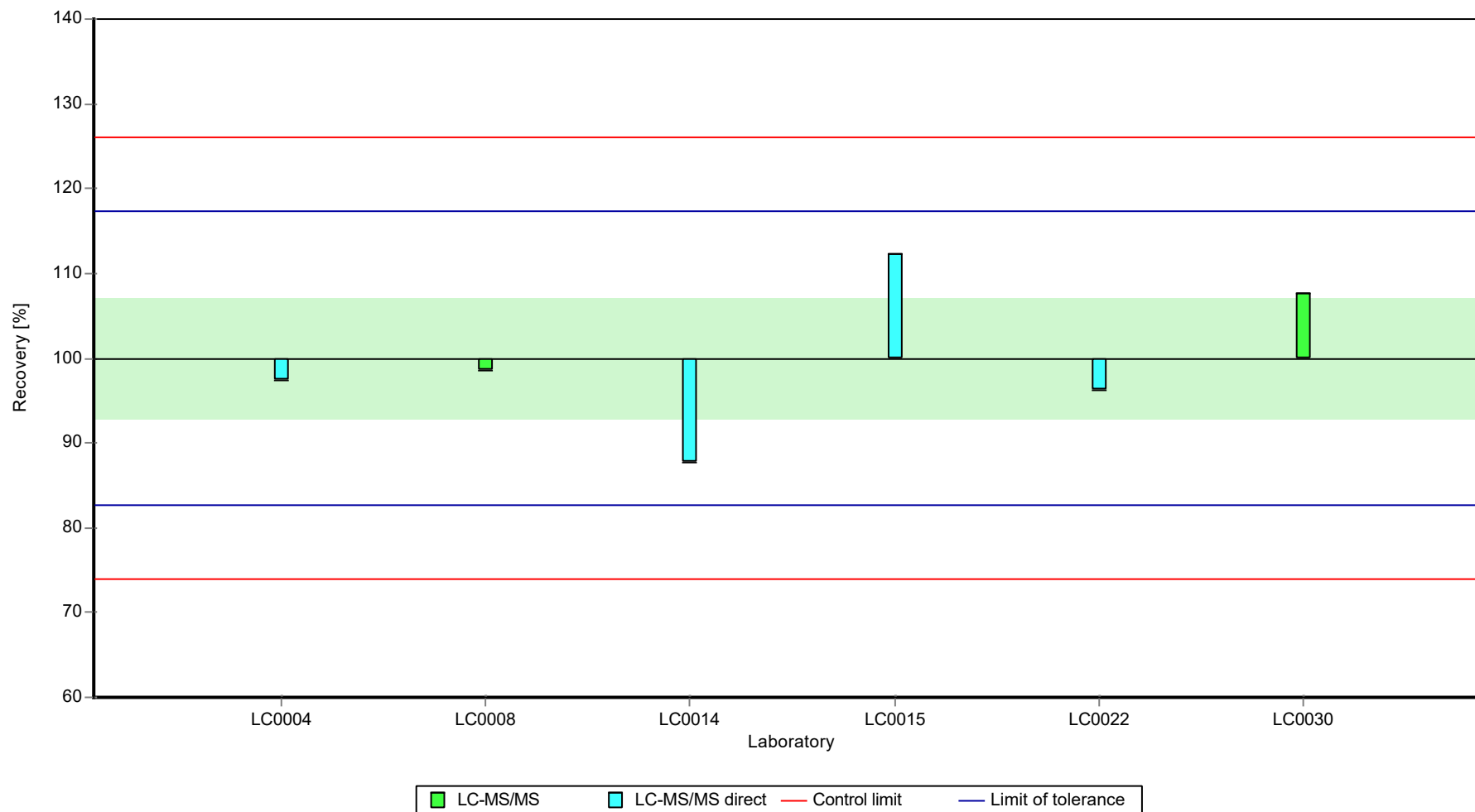
	all results	without outliers	Unit
Mean ± CI (99%)	0.332 ± 0.0354	0.332 ± 0.0354	µg/l
Minimum	0.291	0.291	µg/l
Maximum	0.372	0.372	µg/l
Standard deviation	0.0289	0.0289	µg/l
rel. standard deviation	8.72	8.72	%
n	6	6	-

Graphical presentation of results

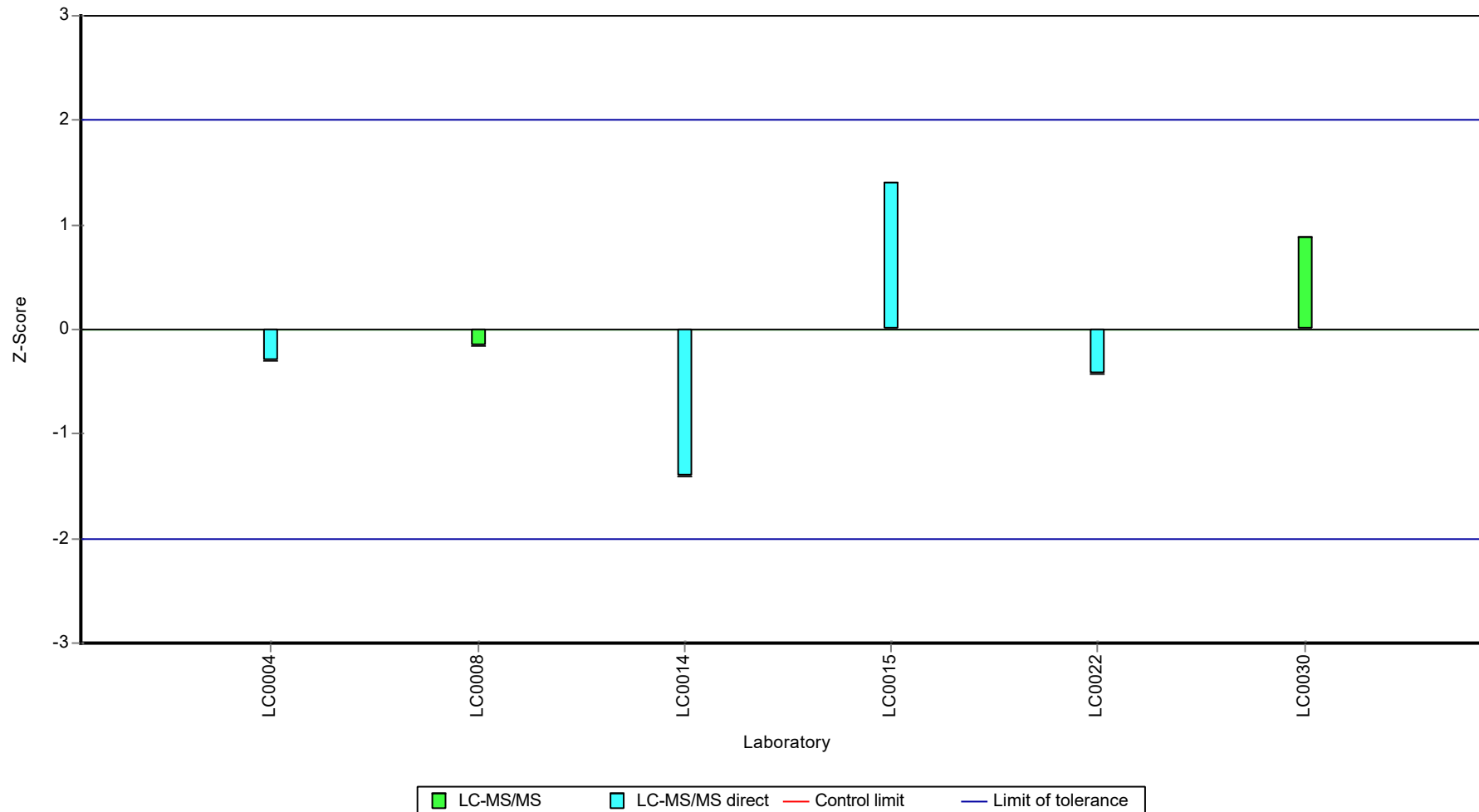
Results



**Recovery rate**



Z-score



## Parameter oriented report

### H110 A

#### \*\*Chlorothalonil Metabolite SYN507900

Unit	µg/l
Assigned value ± U (k=2)	0.192 ± 0.017
Criterion	0.025 (13 %)
Minimum - Maximum	0.15 - 0.224
Control test value ± U (k=2)	0.207 ± 0.0518

Labcode	Result	± U	Recovery [%]	z-score	Comments
LC0001	-	-	-	-	
LC0002	-	-	-	-	
LC0003	-	-	-	-	
LC0004	0.184	0.033	95.8	-0.32	
LC0005	-	-	-	-	
LC0006	-	-	-	-	
LC0007	-	-	-	-	
LC0008	0.172	0.052	89.6	-0.8	
LC0009	-	-	-	-	
LC0010	0.15	0.041	78.1	-1.68	
LC0011	-	-	-	-	
LC0012	-	-	-	-	
LC0013	-	-	-	-	
LC0014	0.194	0.041	101	0.08	
LC0015	0.219	0.022	114	1.08	
LC0016	-	-	-	-	
LC0017	-	-	-	-	
LC0018	-	-	-	-	
LC0019	0.422	0.106	220	9.21	H
LC0020	-	-	-	-	
LC0021	-	-	-	-	
LC0022	0.199	0.0199	104	0.28	
LC0023	-	-	-	-	
LC0024	-	-	-	-	
LC0025	-	-	-	-	
LC0026	-	-	-	-	
LC0027	-	-	-	-	
LC0028	-	-	-	-	
LC0029	-	-	-	-	
LC0030	0.194	0.029	101	0.08	
LC0031	-	-	-	-	
LC0032	-	-	-	-	
LC0033	-	-	-	-	
LC0034	-	-	-	-	
LC0035	0.224	0.034	117	1.28	
LC0036	-	-	-	-	
LC0037	-	-	-	-	
LC0038	-	-	-	-	

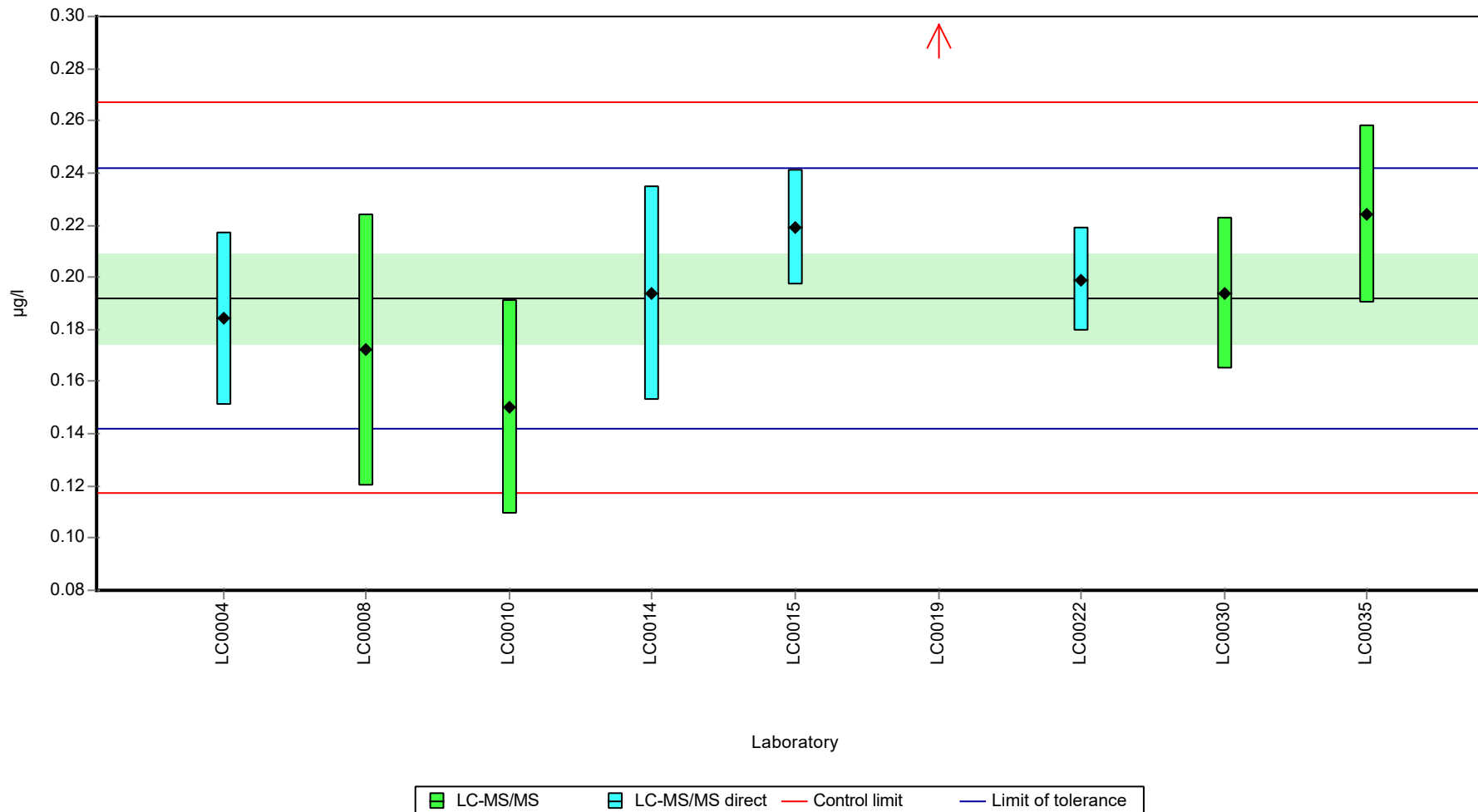
**Characteristics of parameter**

	all results	without outliers	Unit
Mean ± CI (99%)	0.218 ± 0.0799	0.192 ± 0.0255	µg/l
Minimum	0.15	0.15	µg/l
Maximum	0.422	0.224	µg/l
Standard deviation	0.0799	0.024	µg/l
rel. standard deviation	36.7	12.5	%
n	9	8	-

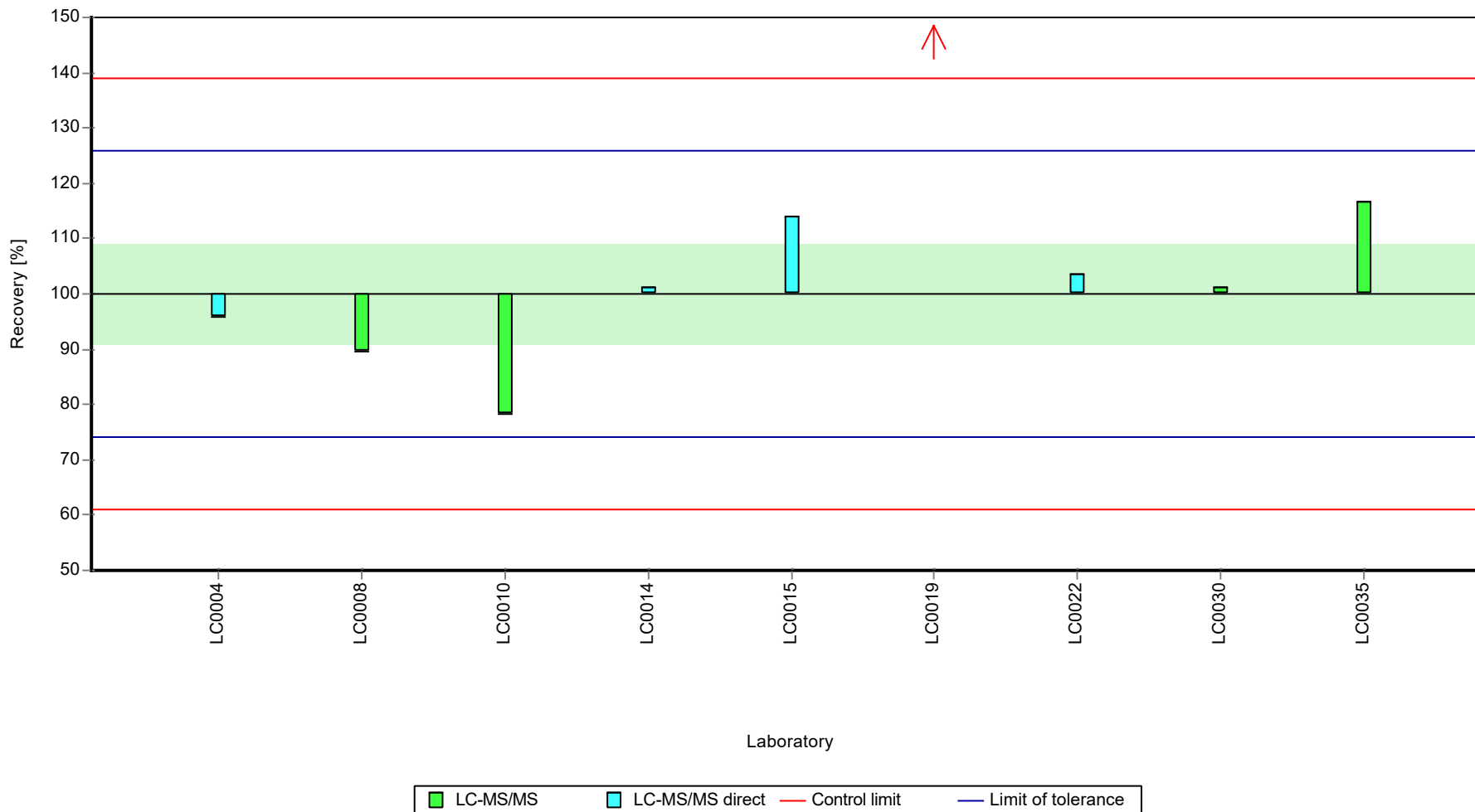


Graphical presentation of results

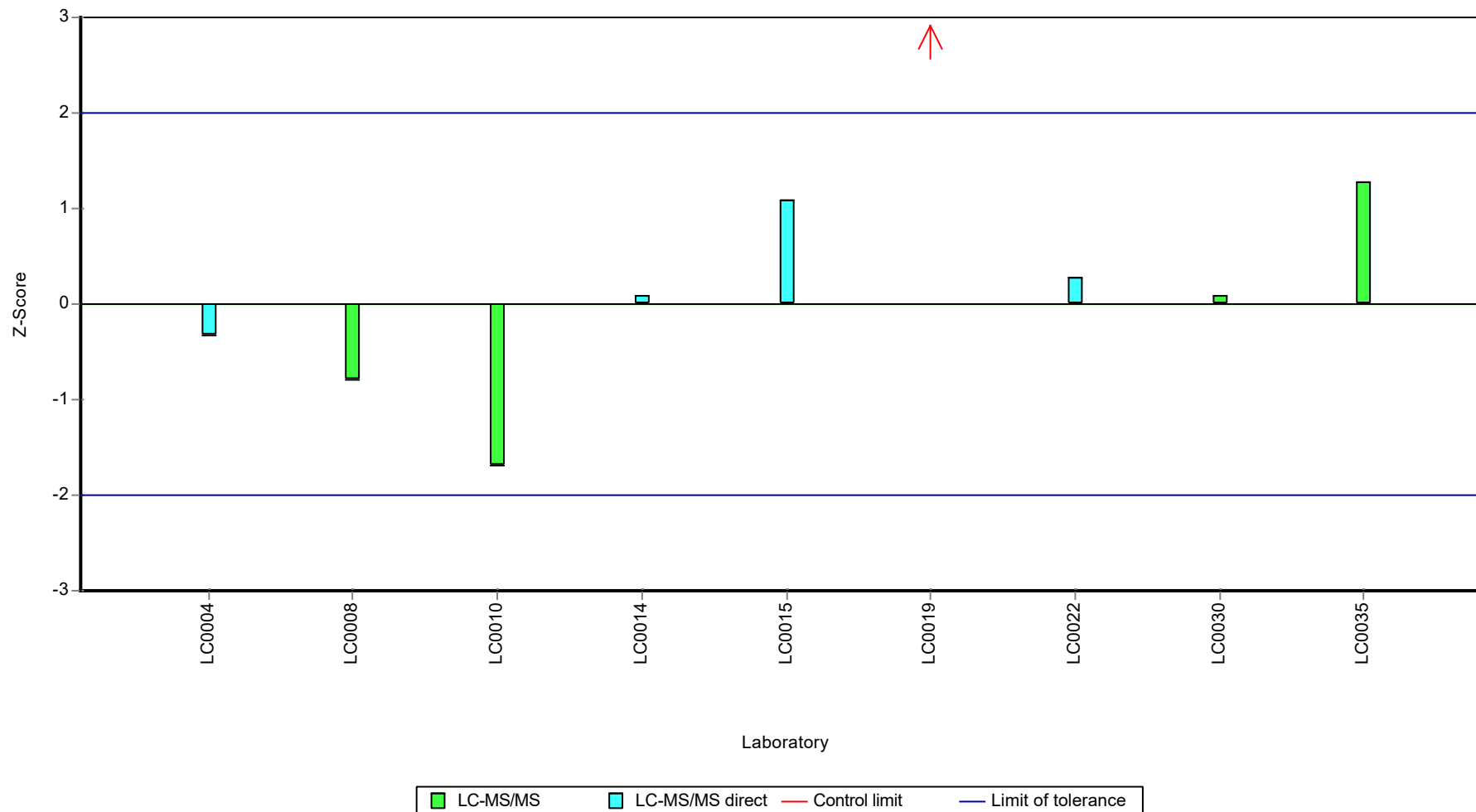
Results



Recovery rate



Z-score



## Parameter oriented report

### H110 B

#### \*\*Chlorothalonil Metabolite SYN507900

Unit	µg/l
Assigned value ± U (k=2)	0.383 ± 0.0238
Criterion	0.0337 (8.8 %)
Minimum - Maximum	0.348 - 0.455
Control test value ± U (k=2)	0.387 ± 0.0967

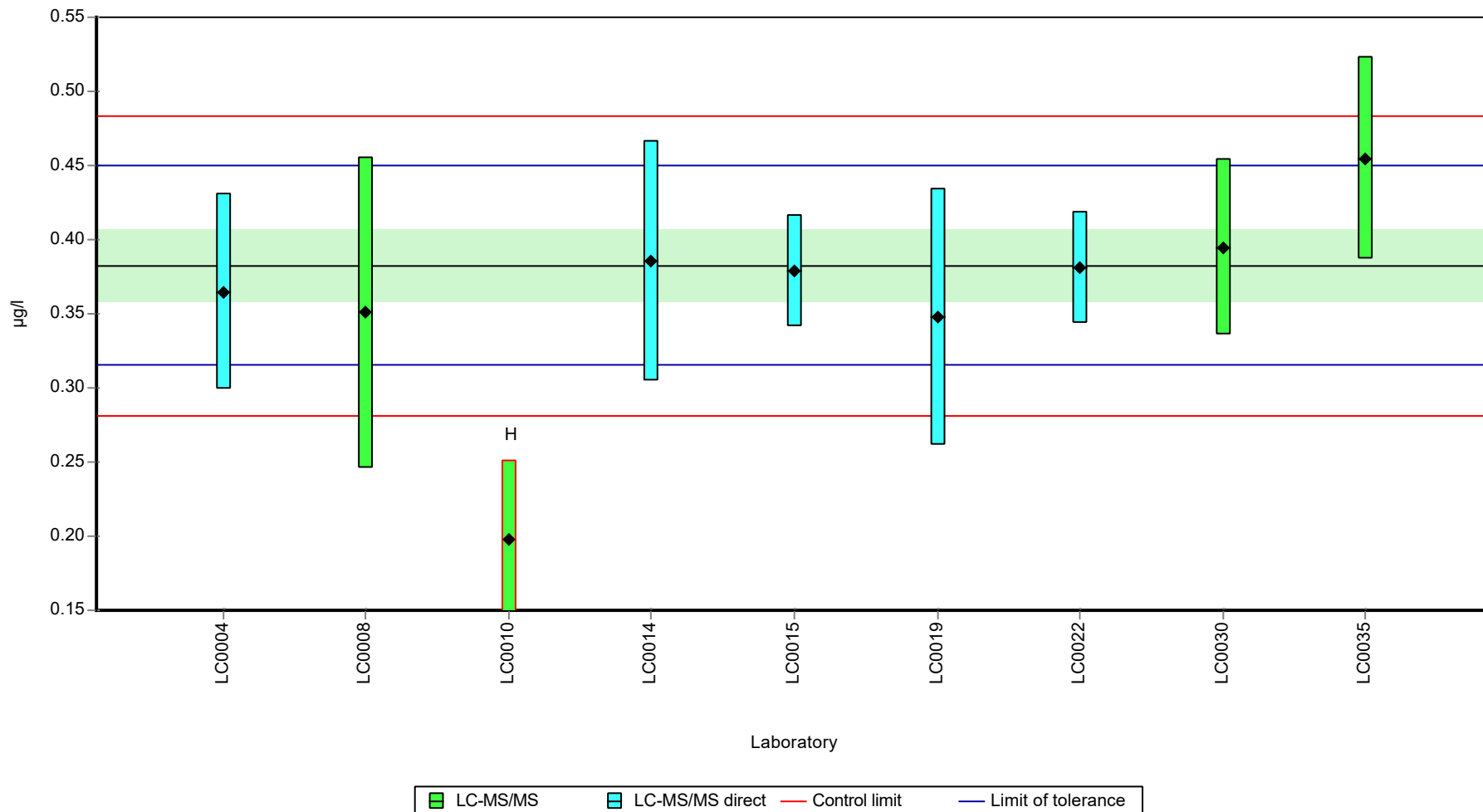
Labcode	Result	± U	Recovery [%]	z-score	Comments
LC0001	-	-	-	-	
LC0002	-	-	-	-	
LC0003	-	-	-	-	
LC0004	0.365	0.066	95.4	-0.52	
LC0005	-	-	-	-	
LC0006	-	-	-	-	
LC0007	-	-	-	-	
LC0008	0.351	0.105	91.8	-0.94	
LC0009	-	-	-	-	
LC0010	0.198	0.053	51.8	-5.48	H
LC0011	-	-	-	-	
LC0012	-	-	-	-	
LC0013	-	-	-	-	
LC0014	0.386	0.081	101	0.1	
LC0015	0.379	0.038	99.1	-0.1	
LC0016	-	-	-	-	
LC0017	-	-	-	-	
LC0018	-	-	-	-	
LC0019	0.348	0.087	91	-1.03	
LC0020	-	-	-	-	
LC0021	-	-	-	-	
LC0022	0.381	0.0381	99.6	-0.04	
LC0023	-	-	-	-	
LC0024	-	-	-	-	
LC0025	-	-	-	-	
LC0026	-	-	-	-	
LC0027	-	-	-	-	
LC0028	-	-	-	-	
LC0029	-	-	-	-	
LC0030	0.395	0.059	103	0.37	
LC0031	-	-	-	-	
LC0032	-	-	-	-	
LC0033	-	-	-	-	
LC0034	-	-	-	-	
LC0035	0.455	0.068	119	2.15	
LC0036	-	-	-	-	
LC0037	-	-	-	-	
LC0038	-	-	-	-	

**Characteristics of parameter**

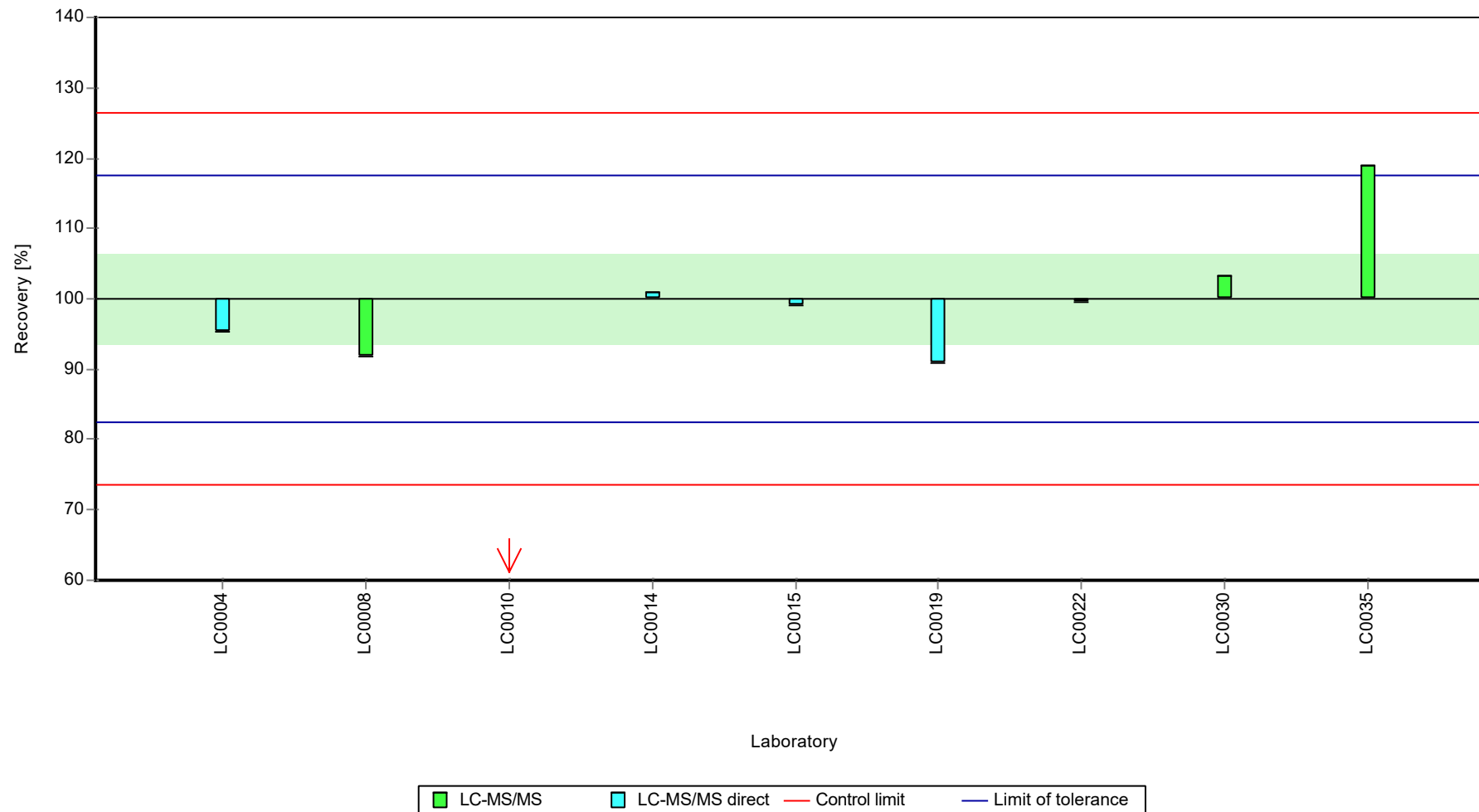
	all results	without outliers	Unit
Mean ± CI (99%)	0.362 ± 0.0691	0.383 ± 0.0357	µg/l
Minimum	0.198	0.348	µg/l
Maximum	0.455	0.455	µg/l
Standard deviation	0.0691	0.0337	µg/l
rel. standard deviation	19.1	8.8	%
n	9	8	-

Graphical presentation of results

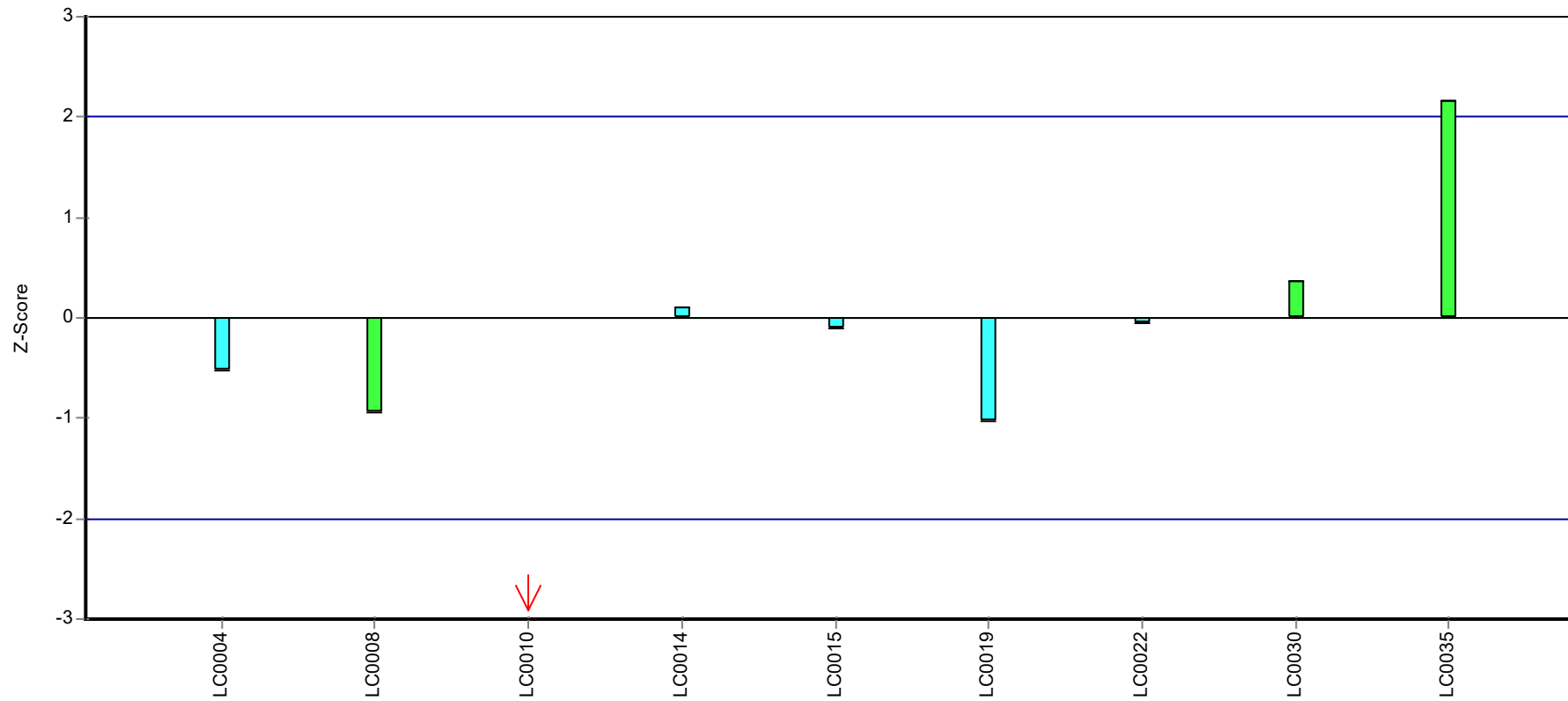
Results



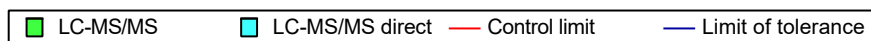
Recovery rate



Z-score



Laboratory





## Parameter oriented report

### H110 A

#### \*\*Chlorothalonil Metabolite SYN548580

Unit	µg/l
Assigned value ± U (k=2)	-
Criterion	-
Minimum - Maximum	0.107 - 0.487
Control test value ± U (k=2)	0.478 ± 0.12

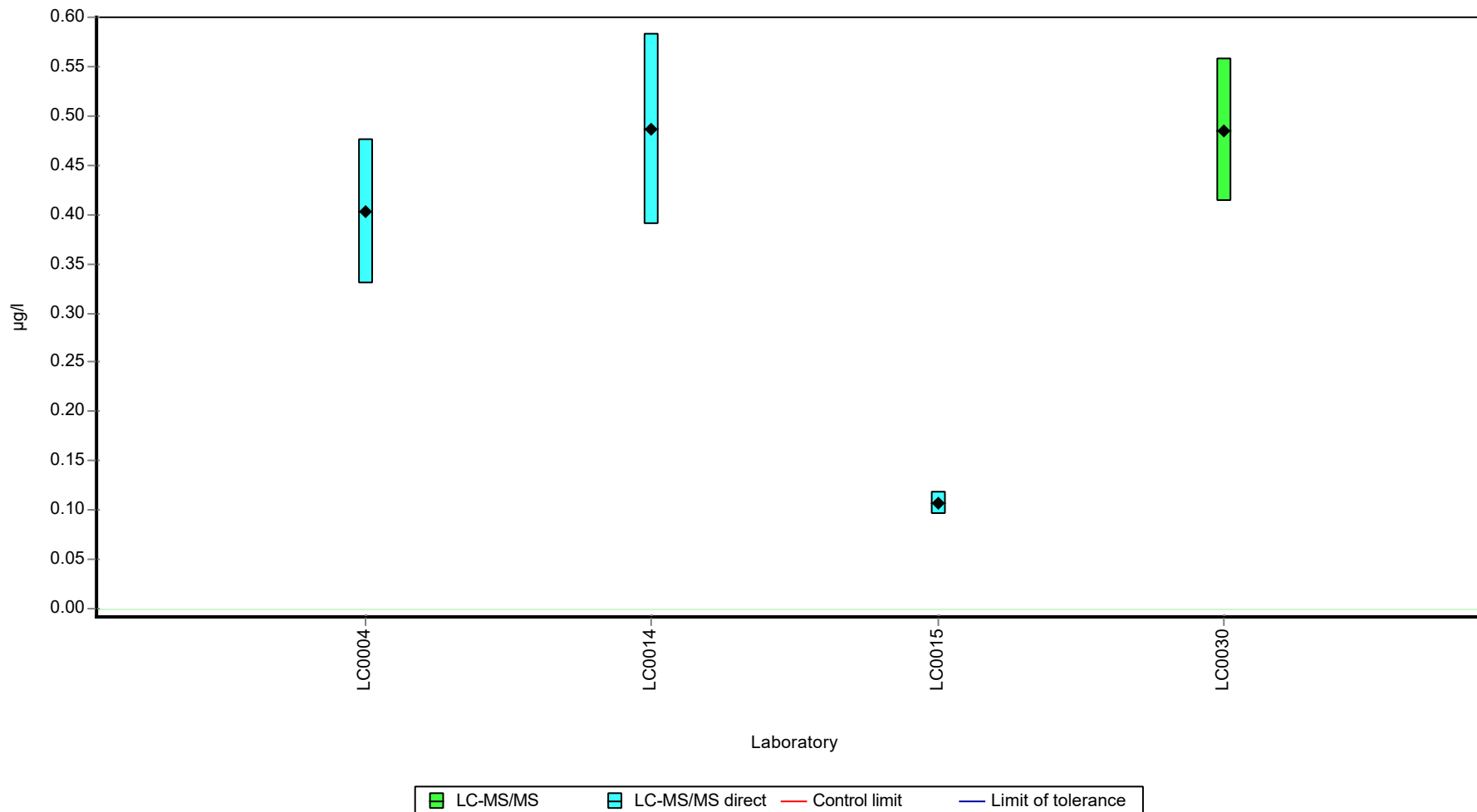
Labcode	Result	± U	Recovery [%]	z-score	Comments
LC0001	-	-	-	-	
LC0002	-	-	-	-	
LC0003	-	-	-	-	
LC0004	0.403	0.073	-	-	
LC0005	-	-	-	-	
LC0006	-	-	-	-	
LC0007	-	-	-	-	
LC0008	-	-	-	-	
LC0009	-	-	-	-	
LC0010	-	-	-	-	
LC0011	-	-	-	-	
LC0012	-	-	-	-	
LC0013	-	-	-	-	
LC0014	0.487	0.097	-	-	
LC0015	0.107	0.011	-	-	
LC0016	-	-	-	-	
LC0017	-	-	-	-	
LC0018	-	-	-	-	
LC0019	-	-	-	-	
LC0020	-	-	-	-	
LC0021	-	-	-	-	
LC0022	-	-	-	-	
LC0023	-	-	-	-	
LC0024	-	-	-	-	
LC0025	-	-	-	-	
LC0026	-	-	-	-	
LC0027	-	-	-	-	
LC0028	-	-	-	-	
LC0029	-	-	-	-	
LC0030	0.485	0.073	-	-	
LC0031	-	-	-	-	
LC0032	-	-	-	-	
LC0033	-	-	-	-	
LC0034	-	-	-	-	
LC0035	-	-	-	-	
LC0036	-	-	-	-	
LC0037	-	-	-	-	
LC0038	-	-	-	-	

**Characteristics of parameter**

	all results	without outliers	Unit
Mean ± CI (99%)	0.37 ± 0.27	-	µg/l
Minimum	0.107	0.107	µg/l
Maximum	0.487	0.487	µg/l
Standard deviation	0.18	-	µg/l
rel. standard deviation	48.6	-	%
n	4	4	-

Graphical presentation of results

Results



## Parameter oriented report

### H110 B

#### \*\*Chlorothalonil Metabolite SYN548580

Unit	µg/l
Assigned value ± U (k=2)	-
Criterion	-
Minimum - Maximum	0.054 - 0.232
Control test value ± U (k=2)	0.201 ± 0.0504

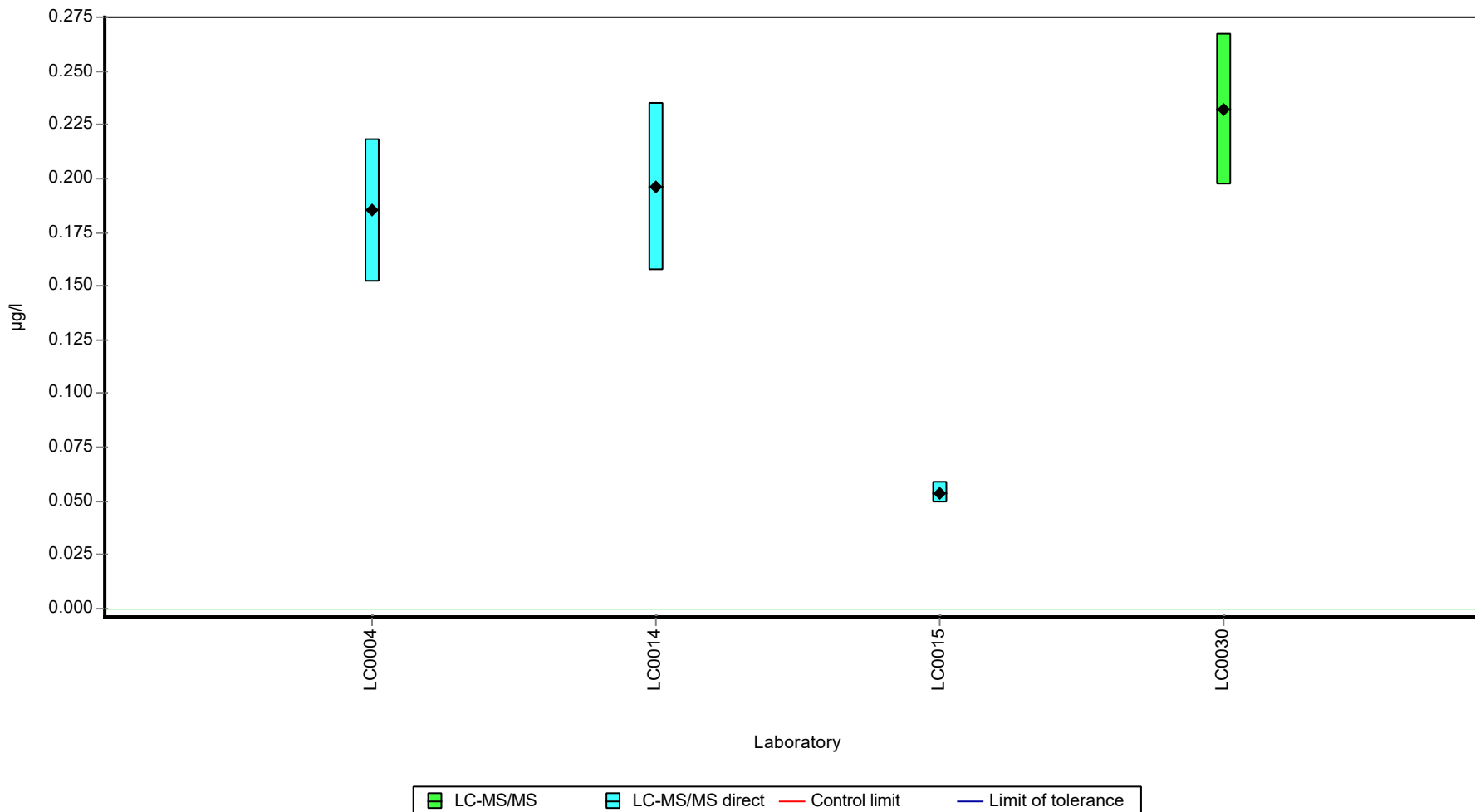
Labcode	Result	± U	Recovery [%]	z-score	Comments
LC0001	-	-	-	-	
LC0002	-	-	-	-	
LC0003	-	-	-	-	
LC0004	0.185	0.033	-	-	
LC0005	-	-	-	-	
LC0006	-	-	-	-	
LC0007	-	-	-	-	
LC0008	-	-	-	-	
LC0009	-	-	-	-	
LC0010	-	-	-	-	
LC0011	-	-	-	-	
LC0012	-	-	-	-	
LC0013	-	-	-	-	
LC0014	0.196	0.039	-	-	
LC0015	0.054	0.005	-	-	
LC0016	-	-	-	-	
LC0017	-	-	-	-	
LC0018	-	-	-	-	
LC0019	-	-	-	-	
LC0020	-	-	-	-	
LC0021	-	-	-	-	
LC0022	-	-	-	-	
LC0023	-	-	-	-	
LC0024	-	-	-	-	
LC0025	-	-	-	-	
LC0026	-	-	-	-	
LC0027	-	-	-	-	
LC0028	-	-	-	-	
LC0029	-	-	-	-	
LC0030	0.232	0.035	-	-	
LC0031	-	-	-	-	
LC0032	-	-	-	-	
LC0033	-	-	-	-	
LC0034	-	-	-	-	
LC0035	-	-	-	-	
LC0036	-	-	-	-	
LC0037	-	-	-	-	
LC0038	-	-	-	-	

**Characteristics of parameter**

	all results	without outliers	Unit
Mean ± CI (99%)	0.167 ± 0.117	-	µg/l
Minimum	0.054	0.054	µg/l
Maximum	0.232	0.232	µg/l
Standard deviation	0.0778	-	µg/l
rel. standard deviation	46.7	-	%
n	4	4	-

Graphical presentation of results

Results



## Parameter oriented report

### H110 A

#### \*\*Chlorothalonil Metabolite SYN548581

Unit	µg/l
Assigned value ± U (k=2)	-
Criterion	-
Minimum - Maximum	0.536 - 0.579
Control test value ± U (k=2)	0.713 ± 0.178

Labcode	Result	± U	Recovery [%]	z-score	Comments
LC0001	-	-	-	-	
LC0002	-	-	-	-	
LC0003	-	-	-	-	
LC0004	0.572	0.103	-	-	
LC0005	-	-	-	-	
LC0006	-	-	-	-	
LC0007	-	-	-	-	
LC0008	0.551	0.165	-	-	
LC0009	-	-	-	-	
LC0010	-	-	-	-	
LC0011	-	-	-	-	
LC0012	-	-	-	-	
LC0013	-	-	-	-	
LC0014	0.579	0.116	-	-	
LC0015	0.536	0.054	-	-	
LC0016	-	-	-	-	
LC0017	-	-	-	-	
LC0018	-	-	-	-	
LC0019	-	-	-	-	
LC0020	-	-	-	-	
LC0021	-	-	-	-	
LC0022	0.836	0.117	-	-	H
LC0023	-	-	-	-	
LC0024	-	-	-	-	
LC0025	-	-	-	-	
LC0026	-	-	-	-	
LC0027	-	-	-	-	
LC0028	-	-	-	-	
LC0029	-	-	-	-	
LC0030	-	-	-	-	
LC0031	-	-	-	-	
LC0032	-	-	-	-	
LC0033	-	-	-	-	
LC0034	-	-	-	-	
LC0035	-	-	-	-	
LC0036	-	-	-	-	
LC0037	-	-	-	-	
LC0038	-	-	-	-	

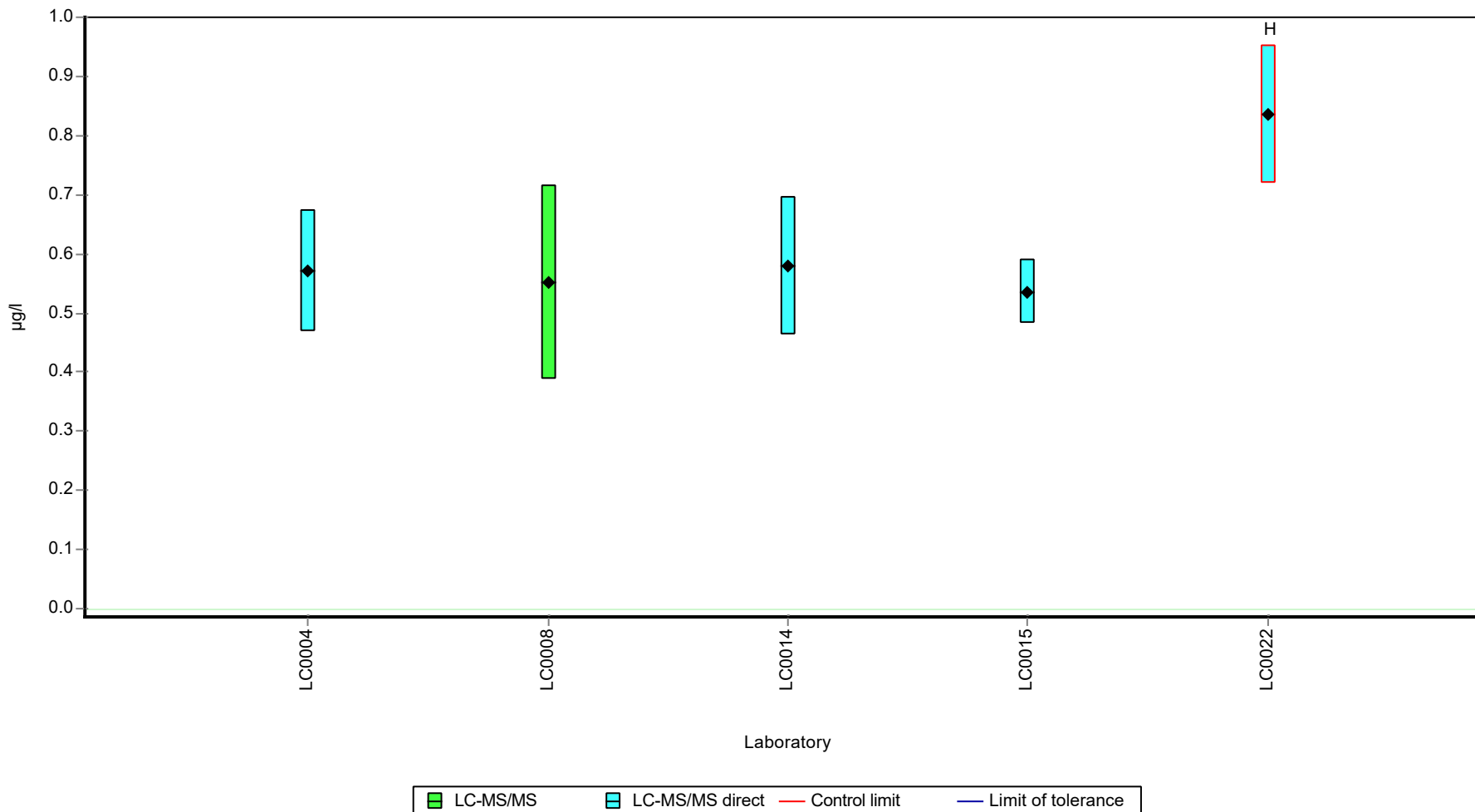
**Characteristics of parameter**

	all results	without outliers	Unit
Mean ± CI (99%)	0.615 ± 0.167	-	µg/l
Minimum	0.536	0.536	µg/l
Maximum	0.836	0.579	µg/l
Standard deviation	0.125	-	µg/l
rel. standard deviation	20.3	-	%
n	5	4	-



Graphical presentation of results

Results



## Parameter oriented report

### H110 B

#### \*\*Chlorothalonil Metabolite SYN548581

Unit	µg/l
Assigned value ± U (k=2)	-
Criterion	-
Minimum - Maximum	0.358 - 0.531
Control test value ± U (k=2)	0.381 ± 0.0952

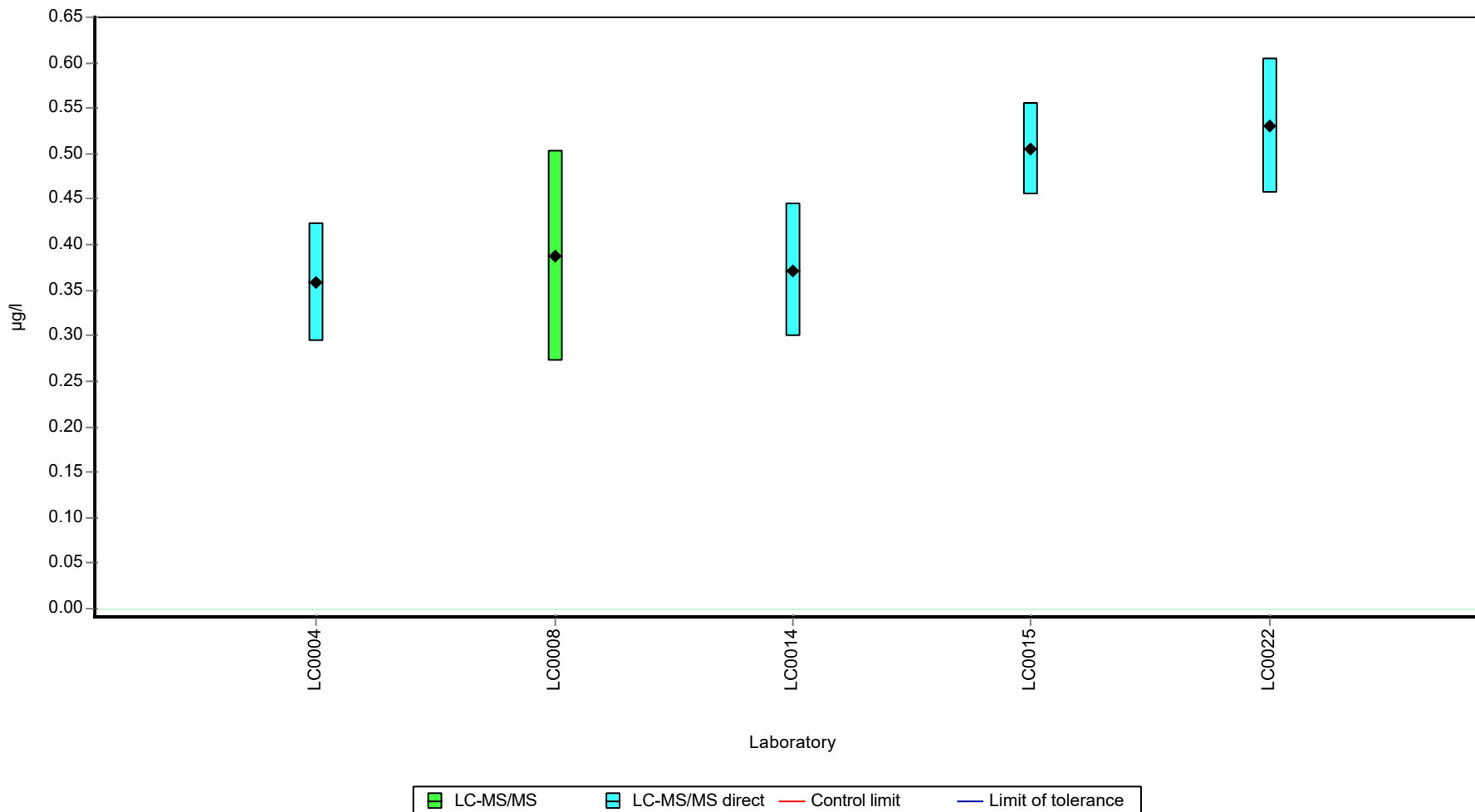
Labcode	Result	± U	Recovery [%]	z-score	Comments
LC0001	-	-	-	-	
LC0002	-	-	-	-	
LC0003	-	-	-	-	
LC0004	0.358	0.065	-	-	
LC0005	-	-	-	-	
LC0006	-	-	-	-	
LC0007	-	-	-	-	
LC0008	0.387	0.116	-	-	
LC0009	-	-	-	-	
LC0010	-	-	-	-	
LC0011	-	-	-	-	
LC0012	-	-	-	-	
LC0013	-	-	-	-	
LC0014	0.372	0.074	-	-	
LC0015	0.505	0.051	-	-	
LC0016	-	-	-	-	
LC0017	-	-	-	-	
LC0018	-	-	-	-	
LC0019	-	-	-	-	
LC0020	-	-	-	-	
LC0021	-	-	-	-	
LC0022	0.531	0.074	-	-	
LC0023	-	-	-	-	
LC0024	-	-	-	-	
LC0025	-	-	-	-	
LC0026	-	-	-	-	
LC0027	-	-	-	-	
LC0028	-	-	-	-	
LC0029	-	-	-	-	
LC0030	-	-	-	-	
LC0031	-	-	-	-	
LC0032	-	-	-	-	
LC0033	-	-	-	-	
LC0034	-	-	-	-	
LC0035	-	-	-	-	
LC0036	-	-	-	-	
LC0037	-	-	-	-	
LC0038	-	-	-	-	

**Characteristics of parameter**

	all results	without outliers	Unit
Mean ± CI (99%)	0.431 ± 0.109	-	µg/l
Minimum	0.358	0.358	µg/l
Maximum	0.531	0.531	µg/l
Standard deviation	0.081	-	µg/l
rel. standard deviation	18.8	-	%
n	5	5	-

Graphical presentation of results

Results



## E8. Labororientierte Auswertung / Laboratory oriented report

Die Labororientierte Auswertung ist nach dem Laborcode sortiert.

The laboratory oriented report is sorted by laboratory code.

Please note:

Following parameters are presented for information only and are outside our scope of accreditation according to EN ISO/IEC 17043:

\*\*Dimethachlor Metabolite - CGA 369873

\*\*Chlorothalonil-4-hydroxy

\*\* Chlorothalonil sulfonic acid (Chlorothalonil-ESA)

\*\*Chlorothalonil Metabolite R471811

\*\*Chlorothalonil Metabolite R611965

\*\*Chlorothalonil Metabolite R611968

\*\*Chlorothalonil Metabolite SYN507900

\*\*Chlorothalonil Metabolite SYN548580

\*\*Chlorothalonil Metabolite SYN548581

Sample: H110A

Parameter	Unit	Assigned value ± U (k=2)	Result ± U	Criterion	Recovery [%]	z-Score
2,4,5-Trichlorophenoxyacetic acid	µg/l	0.637 ± 0.0325	- ± -	0.115	-	-
2,4-D (2,4-Dichlorphenoxyaceticacid)	µg/l	0.293 ± 0.0138	0.29 ± 0.087	0.041	98.9	-0.08
Alachlor	µg/l	0.253 ± 0.0151	- ± -	0.0303	-	-
Alachlor-t-acid (Alachlor-OA)	µg/l	0.165 ± 0.0102	- ± -	0.0247	-	-
Alachlor-t-sulfonic acid (Alachlor-ESA)	µg/l	0.414 ± 0.023	- ± -	0.0397	-	-
AMPA	µg/l	0.436 ± 0.0433	0.48 ± 0.144	0.0567	110	0.77
Bentazone	µg/l	0.25 ± 0.00846	0.24 ± 0.072	0.0375	95.9	-0.27
Chlorothalonil Metabolite R611965 (3-carbamyl-2,4,5-trichlorobenzoic acid)	µg/l	0.654 ± 0.0615	- ± -	0.0785	-	-
Chlorothalonil sulfonic acid (Chlorothalonil-ESA)	µg/l	0.514 ± 0.0499	- ± -	0.0875	-	-
Dicamba	µg/l	0.441 ± 0.0329	- ± -	0.0882	-	-
Dichlorprop	µg/l	0.183 ± 0.00775	0.18 ± 0.054	0.022	98.2	-0.15
Dimethachlor Metabolite - CGA 369873	µg/l	0.292 ± 0.0126	0.46 ± 0.138	0.0211	157	7.96
Glufosinate	µg/l	0.29 ± 0.0424	- ± -	0.0987	-	-
Glyphosate	µg/l	- ± -	<0.01 (LOQ) ± -	-	-	-
MCPP (Mecoprop)	µg/l	0.108 ± 0.00421	0.097 ± 0.0291	0.0141	89.6	-0.80
Metazachlor	µg/l	- ± -	<0.01 (LOQ) ± -	-	-	-
Metazachlor ethane sulfonic acid (Metazachlor-ESA)	µg/l	0.961 ± 0.0475	0.98 ± 0.294	0.183	102	0.10
Metazachlor oxanilic acid (Metazachlor-OA)	µg/l	0.811 ± 0.101	0.93 ± 0.279	0.17	115	0.70
Metolachlor	µg/l	- ± -	- ± -	-	-	-
s-Metolachlor ethanesulfonic acid (Metolachlor-ESA)	µg/l	0.418 ± 0.0197	- ± -	0.0836	-	-
s-Metolachlor oxanilic acid (Metolachlor-OA)	µg/l	0.88 ± 0.045	- ± -	0.123	-	-
Chlorothalonil-4-hydroxy	µg/l	0.139 ± 0.0117	- ± -	0.0139	-	-
Chlorothalonil Metabolite R471811	µg/l	0.381 ± 0.0261	- ± -	0.0419	-	-

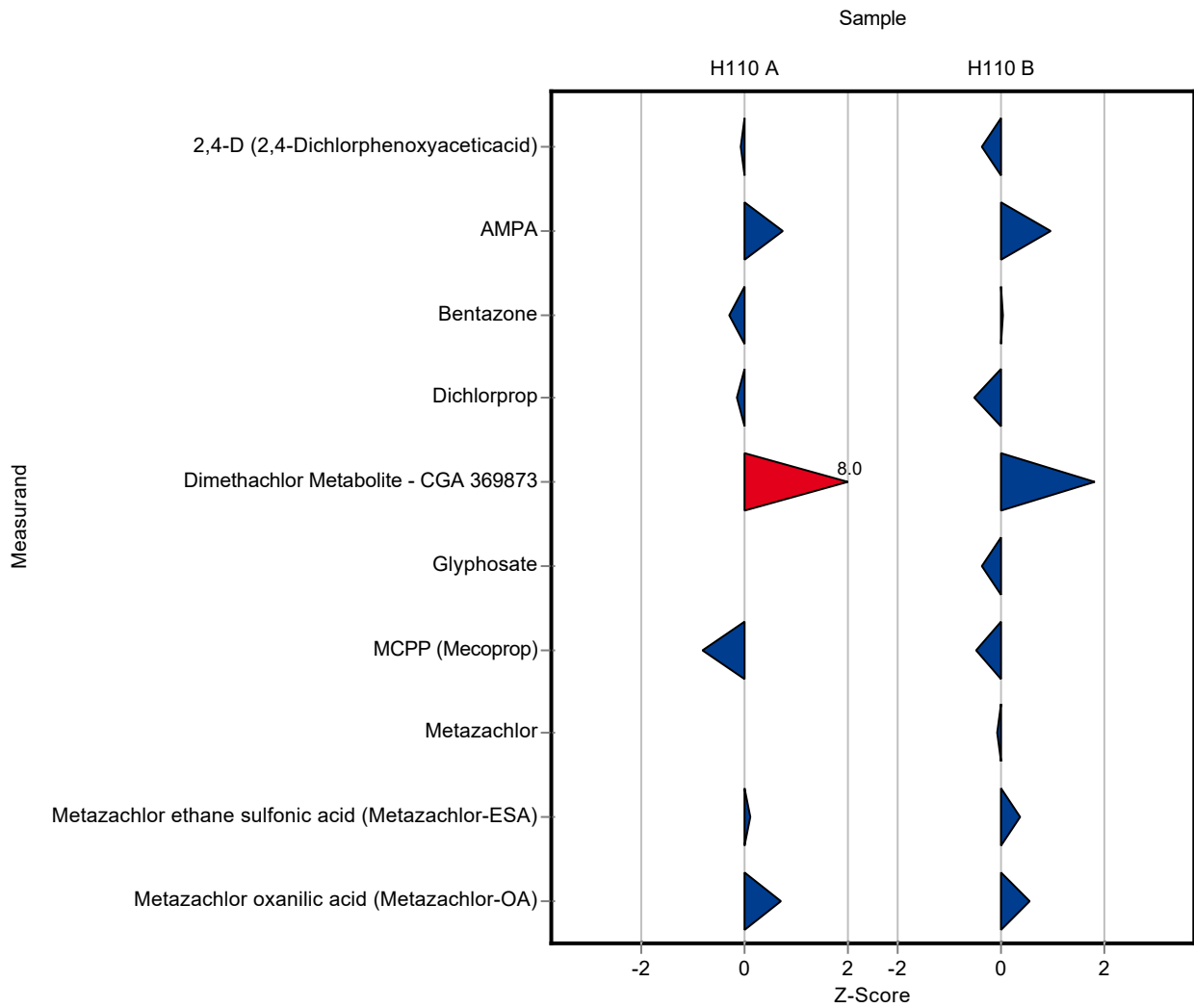
Parameter	Unit	Assigned value ± U (k=2)	Result ± U	Criterion	Recovery [%]	z-Score
Chlorothalonil Metabolite R611968	µg/l	0.505 ± 0.0334	- ± -	0.0409	-	-
Chlorothalonil Metabolite SYN507900	µg/l	0.192 ± 0.017	- ± -	0.025	-	-
Chlorothalonil Metabolite SYN548580	µg/l	- ± -	- ± -	-	-	-
Chlorothalonil Metabolite SYN548581	µg/l	- ± -	- ± -	-	-	-

Sample: H110B

Parameter	Unit	Assigned value ± U (k=2)	Result ± U	Criterion	Recovery [%]	z-Score
2,4,5-Trichlorophenoxyacetic acid	µg/l	0.121 ± 0.00822	- ± -	0.0219	-	-
2,4-D (2,4-Dichlorphenoxyaceticacid)	µg/l	0.783 ± 0.0325	0.74 ± 30	0.11	94.5	-0.39
Alachlor	µg/l	0.776 ± 0.0446	- ± -	0.0931	-	-
Alachlor-t-acid (Alachlor-OA)	µg/l	0.115 ± 0.00792	- ± -	0.0172	-	-
Alachlor-t-sulfonic acid (Alachlor-ESA)	µg/l	0.216 ± 0.0151	- ± -	0.028	-	-
AMPA	µg/l	0.329 ± 0.0339	0.37 ± 0.22	0.0428	112	0.96
Bentazone	µg/l	0.498 ± 0.0158	0.5 ± 0.15	0.0747	100	0.03
Chlorothalonil Metabolite R611965 (3-carbamyl-2,4,5-trichlorobenzoic acid)	µg/l	0.253 ± 0.0187	- ± -	0.023	-	-
Chlorothalonil sulfonic acid (Chlorothalonil-ESA)	µg/l	0.186 ± 0.0187	- ± -	0.0334	-	-
Dicamba	µg/l	0.487 ± 0.0444	- ± -	0.0973	-	-
Dichlorprop	µg/l	0.192 ± 0.00877	0.18 ± 0.054	0.023	93.8	-0.52
Dimethachlor Metabolite - CGA 369873	µg/l	0.115 ± 0.0103	0.15 ± 0.045	0.0195	131	1.81
Glufosinate	µg/l	0.127 ± 0.0221	- ± -	0.0432	-	-
Glyphosate	µg/l	0.713 ± 0.069	0.66 ± 0.198	0.143	92.6	-0.37
MCPP (Mecoprop)	µg/l	0.449 ± 0.016	0.42 ± 0.126	0.0584	93.5	-0.50
Metazachlor	µg/l	0.222 ± 0.0101	0.22 ± 0.066	0.0266	99.1	-0.07
Metazachlor ethane sulfonic acid (Metazachlor-ESA)	µg/l	0.177 ± 0.0116	0.19 ± 0.057	0.0337	107	0.38
Metazachlor oxanilic acid	µg/l	0.313 ± 0.0285	0.35 ± 0.105	0.0658	112	0.56

Parameter	Unit	Assigned value ± U (k=2)	Result ± U	Criterion Recovery [%]	z-Score
(Metazachlor-OA)					
Metolachlor	µg/l	0.268 ± 0.0145	- ± -	0.0402	-
s-Metolachlor ethanesulfonic acid (Metolachlor-ESA)	µg/l	0.334 ± 0.0211	- ± -	0.0668	-
s-Metolachlor oxanilic acid (Metolachlor-OA)	µg/l	0.636 ± 0.0326	- ± -	0.089	-
Chlorothalonil-4-hydroxy	µg/l	0.704 ± 0.119	- ± -	0.155	-
Chlorothalonil Metabolite R471811	µg/l	0.678 ± 0.0614	- ± -	0.102	-
Chlorothalonil Metabolite R611968	µg/l	0.332 ± 0.0236	- ± -	0.0288	-
Chlorothalonil Metabolite SYN507900	µg/l	0.383 ± 0.0238	- ± -	0.0337	-
Chlorothalonil Metabolite SYN548580	µg/l	- ± -	- ± -	-	-
Chlorothalonil Metabolite SYN548581	µg/l	- ± -	- ± -	-	-





Sample: H110A

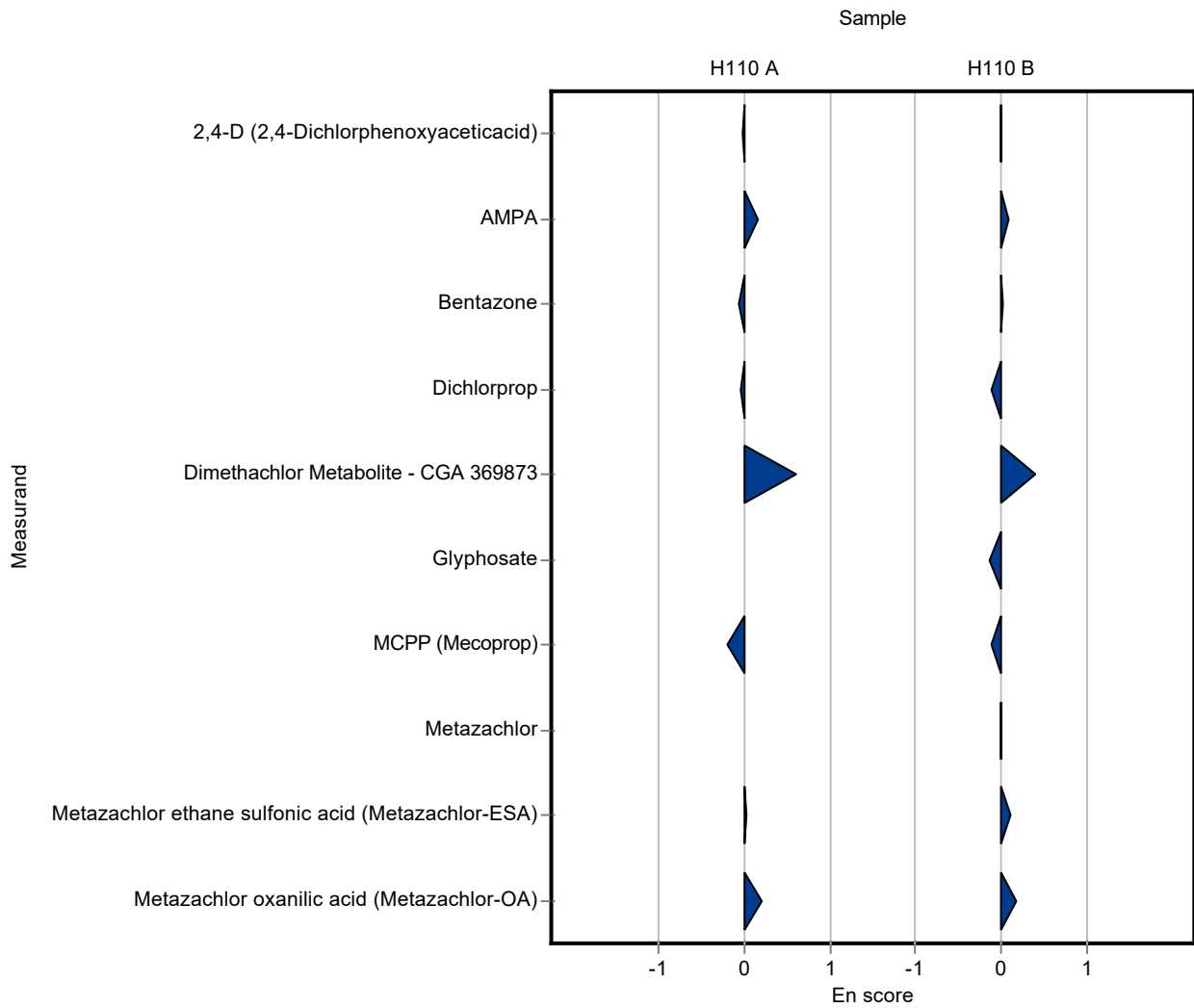
Parameter	Unit	Assigned value ± U (k=2)	Result ± U	Criterion	Recovery [%]	En-Score
2,4,5-Trichlorophenoxyacetic acid	µg/l	0.637 ± 0.0325	- ± -	0.115	-	-
2,4-D (2,4-Dichlorphenoxyaceticacid)	µg/l	0.293 ± 0.0138	0.29 ± 0.087	0.041	98.9	-0.02
Alachlor	µg/l	0.253 ± 0.0151	- ± -	0.0303	-	-
Alachlor-t-acid (Alachlor-OA)	µg/l	0.165 ± 0.0102	- ± -	0.0247	-	-
Alachlor-t-sulfonic acid (Alachlor-ESA)	µg/l	0.414 ± 0.023	- ± -	0.0397	-	-
AMPA	µg/l	0.436 ± 0.0433	0.48 ± 0.144	0.0567	110	0.15
Bentazone	µg/l	0.25 ± 0.00846	0.24 ± 0.072	0.0375	95.9	-0.07
Chlorothalonil Metabolite R611965 (3-carbamyl-2,4,5-trichlorobenzoic acid)	µg/l	0.654 ± 0.0615	- ± -	0.0785	-	-
Chlorothalonil sulfonic acid (Chlorothalonil-ESA)	µg/l	0.514 ± 0.0499	- ± -	0.0875	-	-
Dicamba	µg/l	0.441 ± 0.0329	- ± -	0.0882	-	-
Dichlorprop	µg/l	0.183 ± 0.00775	0.18 ± 0.054	0.022	98.2	-0.03
Dimethachlor Metabolite - CGA 369873	µg/l	0.292 ± 0.0126	0.46 ± 0.138	0.0211	157	0.61
Glufosinate	µg/l	0.29 ± 0.0424	- ± -	0.0987	-	-
Glyphosate	µg/l	- ± -	<0.01 (LOQ) ± -	-	-	-
MCPP (Mecoprop)	µg/l	0.108 ± 0.00421	0.097 ± 0.0291	0.0141	89.6	-0.19
Metazachlor	µg/l	- ± -	<0.01 (LOQ) ± -	-	-	-
Metazachlor ethane sulfonic acid (Metazachlor-ESA)	µg/l	0.961 ± 0.0475	0.98 ± 0.294	0.183	102	0.03
Metazachlor oxanilic acid (Metazachlor-OA)	µg/l	0.811 ± 0.101	0.93 ± 0.279	0.17	115	0.21
Metolachlor	µg/l	- ± -	- ± -	-	-	-
s-Metolachlor ethanesulfonic acid (Metolachlor-ESA)	µg/l	0.418 ± 0.0197	- ± -	0.0836	-	-
s-Metolachlor oxanilic acid (Metolachlor-OA)	µg/l	0.88 ± 0.045	- ± -	0.123	-	-
Chlorothalonil-4-hydroxy	µg/l	0.139 ± 0.0117	- ± -	0.0139	-	-
Chlorothalonil Metabolite R471811	µg/l	0.381 ± 0.0261	- ± -	0.0419	-	-

Parameter	Unit	Assigned value ± U (k=2)	Result ± U	Criterion	Recovery [%]	En-Score
Chlorothalonil Metabolite R611968	µg/l	0.505 ± 0.0334	- ± -	0.0409	-	-
Chlorothalonil Metabolite SYN507900	µg/l	0.192 ± 0.017	- ± -	0.025	-	-
Chlorothalonil Metabolite SYN548580	µg/l	- ± -	- ± -	-	-	-
Chlorothalonil Metabolite SYN548581	µg/l	- ± -	- ± -	-	-	-

Sample: H110B

Parameter	Unit	Assigned value ± U (k=2)	Result ± U	Criterion	Recovery [%]	En-Score
2,4,5-Trichlorophenoxyacetic acid	µg/l	0.121 ± 0.00822	- ± -	0.0219	-	-
2,4-D (2,4-Dichlorphenoxyaceticacid)	µg/l	0.783 ± 0.0325	0.74 ± 30	0.11	94.5	0.00
Alachlor	µg/l	0.776 ± 0.0446	- ± -	0.0931	-	-
Alachlor-t-acid (Alachlor-OA)	µg/l	0.115 ± 0.00792	- ± -	0.0172	-	-
Alachlor-t-sulfonic acid (Alachlor-ESA)	µg/l	0.216 ± 0.0151	- ± -	0.028	-	-
AMPA	µg/l	0.329 ± 0.0339	0.37 ± 0.22	0.0428	112	0.09
Bentazone	µg/l	0.498 ± 0.0158	0.5 ± 0.15	0.0747	100	0.01
Chlorothalonil Metabolite R611965 (3-carbamyl-2,4,5-trichlorobenzoic acid)	µg/l	0.253 ± 0.0187	- ± -	0.023	-	-
Chlorothalonil sulfonic acid (Chlorothalonil-ESA)	µg/l	0.186 ± 0.0187	- ± -	0.0334	-	-
Dicamba	µg/l	0.487 ± 0.0444	- ± -	0.0973	-	-
Dichlorprop	µg/l	0.192 ± 0.00877	0.18 ± 0.054	0.023	93.8	-0.11
Dimethachlor Metabolite - CGA 369873	µg/l	0.115 ± 0.0103	0.15 ± 0.045	0.0195	131	0.39
Glufosinate	µg/l	0.127 ± 0.0221	- ± -	0.0432	-	-
Glyphosate	µg/l	0.713 ± 0.069	0.66 ± 0.198	0.143	92.6	-0.13
MCPP (Mecoprop)	µg/l	0.449 ± 0.016	0.42 ± 0.126	0.0584	93.5	-0.12
Metazachlor	µg/l	0.222 ± 0.0101	0.22 ± 0.066	0.0266	99.1	-0.01
Metazachlor ethane sulfonic acid (Metazachlor-ESA)	µg/l	0.177 ± 0.0116	0.19 ± 0.057	0.0337	107	0.11
Metazachlor oxanilic acid	µg/l	0.313 ± 0.0285	0.35 ± 0.105	0.0658	112	0.17

Parameter	Unit	Assigned value ± U (k=2)	Result ± U	Criterion Recovery [%]	En-Score
(Metazachlor-OA)					
Metolachlor	µg/l	0.268 ± 0.0145	- ± -	0.0402	-
s-Metolachlor ethanesulfonic acid (Metolachlor-ESA)	µg/l	0.334 ± 0.0211	- ± -	0.0668	-
s-Metolachlor oxanilic acid (Metolachlor-OA)	µg/l	0.636 ± 0.0326	- ± -	0.089	-
Chlorothalonil-4-hydroxy	µg/l	0.704 ± 0.119	- ± -	0.155	-
Chlorothalonil Metabolite R471811	µg/l	0.678 ± 0.0614	- ± -	0.102	-
Chlorothalonil Metabolite R611968	µg/l	0.332 ± 0.0236	- ± -	0.0288	-
Chlorothalonil Metabolite SYN507900	µg/l	0.383 ± 0.0238	- ± -	0.0337	-
Chlorothalonil Metabolite SYN548580	µg/l	- ± -	- ± -	-	-
Chlorothalonil Metabolite SYN548581	µg/l	- ± -	- ± -	-	-



Sample: H110A

Parameter	Unit	Assigned value ± U (k=2)	Result ± U	Criterion	Recovery [%]	z-Score
2,4,5-Trichlorophenoxyacetic acid	µg/l	0.637 ± 0.0325	- ± -	0.115	-	-
2,4-D (2,4-Dichlorophenoxyacetic acid)	µg/l	0.293 ± 0.0138	- ± -	0.041	-	-
Alachlor	µg/l	0.253 ± 0.0151	- ± -	0.0303	-	-
Alachlor-t-acid (Alachlor-OA)	µg/l	0.165 ± 0.0102	- ± -	0.0247	-	-
Alachlor-t-sulfonic acid (Alachlor-ESA)	µg/l	0.414 ± 0.023	- ± -	0.0397	-	-
AMPA	µg/l	0.436 ± 0.0433	0.279 ± 0.1	0.0567	63.9	-2.77
Bentazone	µg/l	0.25 ± 0.00846	0.25 ± 0.05	0.0375	99.9	-0.01
Chlorothalonil Metabolite R611965 (3-carbamyl-2,4,5-trichlorobenzoic acid)	µg/l	0.654 ± 0.0615	- ± -	0.0785	-	-
Chlorothalonil sulfonic acid (Chlorothalonil-ESA)	µg/l	0.514 ± 0.0499	- ± -	0.0875	-	-
Dicamba	µg/l	0.441 ± 0.0329	- ± -	0.0882	-	-
Dichlorprop	µg/l	0.183 ± 0.00775	0.166 ± 0.05	0.022	90.6	-0.78
Dimethachlor Metabolite - CGA 369873	µg/l	0.292 ± 0.0126	- ± -	0.0211	-	-
Glufosinate	µg/l	0.29 ± 0.0424	- ± -	0.0987	-	-
Glyphosate	µg/l	- ± -	<0.005 (LOQ) ± -	-	-	-
MCPP (Mecoprop)	µg/l	0.108 ± 0.00421	0.101 ± 0.025	0.0141	93.3	-0.52
Metazachlor	µg/l	- ± -	<0.01 (LOQ) ± -	-	-	-
Metazachlor ethane sulfonic acid (Metazachlor-ESA)	µg/l	0.961 ± 0.0475	0.927 ± 0.25	0.183	96.4	-0.19
Metazachlor oxanilic acid (Metazachlor-OA)	µg/l	0.811 ± 0.101	1.102 ± 0.3	0.17	136	1.71
Metolachlor	µg/l	- ± -	<0.01 (LOQ) ± -	-	-	-
s-Metolachlor ethanesulfonic acid (Metolachlor-ESA)	µg/l	0.418 ± 0.0197	0.374 ± 0.05	0.0836	89.5	-0.52
s-Metolachlor oxanilic acid (Metolachlor-OA)	µg/l	0.88 ± 0.045	0.446 ± 0.1	0.123	50.7	-3.52
Chlorothalonil-4-hydroxy	µg/l	0.139 ± 0.0117	- ± -	0.0139	-	-
Chlorothalonil Metabolite R471811	µg/l	0.381 ± 0.0261	- ± -	0.0419	-	-

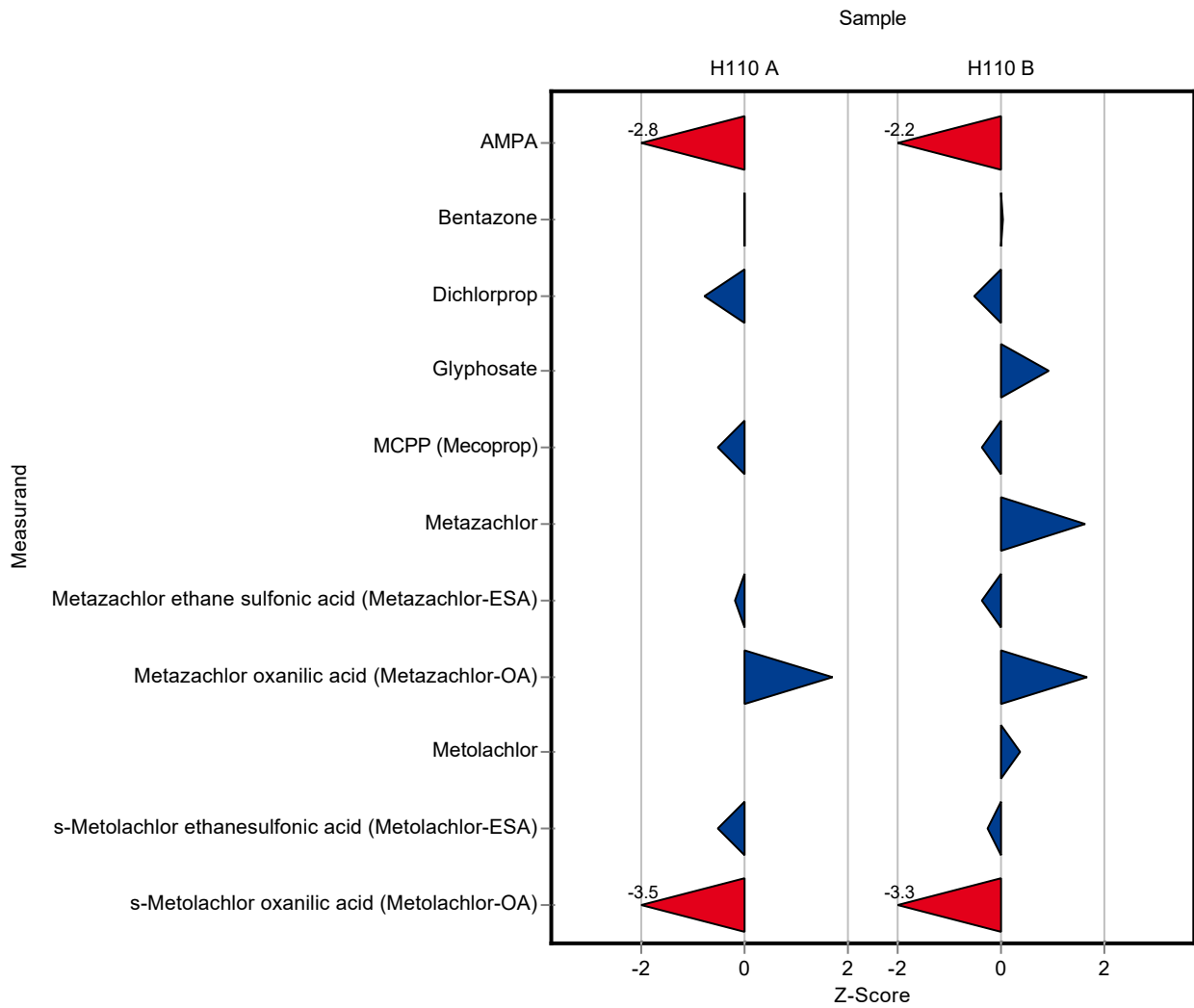
Parameter	Unit	Assigned value ± U (k=2)	Result ± U	Criterion	Recovery [%]	z-Score
Chlorothalonil Metabolite R611968	µg/l	0.505 ± 0.0334	- ± -	0.0409	-	-
Chlorothalonil Metabolite SYN507900	µg/l	0.192 ± 0.017	- ± -	0.025	-	-
Chlorothalonil Metabolite SYN548580	µg/l	- ± -	- ± -	-	-	-
Chlorothalonil Metabolite SYN548581	µg/l	- ± -	- ± -	-	-	-

Sample: H110B

Parameter	Unit	Assigned value ± U (k=2)	Result ± U	Criterion	Recovery [%]	z-Score
2,4,5-Trichlorophenoxyacetic acid	µg/l	0.121 ± 0.00822	- ± -	0.0219	-	-
2,4-D (2,4-Dichlorphenoxyaceticacid)	µg/l	0.783 ± 0.0325	- ± -	0.11	-	-
Alachlor	µg/l	0.776 ± 0.0446	- ± -	0.0931	-	-
Alachlor-t-acid (Alachlor-OA)	µg/l	0.115 ± 0.00792	- ± -	0.0172	-	-
Alachlor-t-sulfonic acid (Alachlor-ESA)	µg/l	0.216 ± 0.0151	- ± -	0.028	-	-
AMPA	µg/l	0.329 ± 0.0339	0.234 ± 0.1	0.0428	71.1	-2.22
Bentazone	µg/l	0.498 ± 0.0158	0.499 ± 0.1	0.0747	100	0.01
Chlorothalonil Metabolite R611965 (3-carbamyl-2,4,5-trichlorobenzoic acid)	µg/l	0.253 ± 0.0187	- ± -	0.023	-	-
Chlorothalonil sulfonic acid (Chlorothalonil-ESA)	µg/l	0.186 ± 0.0187	- ± -	0.0334	-	-
Dicamba	µg/l	0.487 ± 0.0444	- ± -	0.0973	-	-
Dichlorprop	µg/l	0.192 ± 0.00877	0.18 ± 0.03	0.023	93.8	-0.52
Dimethachlor Metabolite - CGA 369873	µg/l	0.115 ± 0.0103	- ± -	0.0195	-	-
Glufosinate	µg/l	0.127 ± 0.0221	- ± -	0.0432	-	-
Glyphosate	µg/l	0.713 ± 0.069	0.843 ± 0.2	0.143	118	0.92
MCPP (Mecoprop)	µg/l	0.449 ± 0.016	0.426 ± 0.1	0.0584	94.9	-0.39
Metazachlor	µg/l	0.222 ± 0.0101	0.265 ± 0.05	0.0266	119	1.62
Metazachlor ethane sulfonic acid (Metazachlor-ESA)	µg/l	0.177 ± 0.0116	0.165 ± 0.03	0.0337	93	-0.37
Metazachlor oxanilic acid	µg/l	0.313 ± 0.0285	0.422 ± 0.1	0.0658	135	1.65

Parameter	Unit	Assigned value ± U (k=2)	Result ± U	Criterion	Recovery [%]	z-Score
(Metazachlor-OA)						
Metolachlor	µg/l	0.268 ± 0.0145	0.283 ± 0.05	0.0402	106	0.38
s-Metolachlor ethanesulfonic acid (Metolachlor-ESA)	µg/l	0.334 ± 0.0211	0.317 ± 0.06	0.0668	94.9	-0.25
s-Metolachlor oxanilic acid (Metolachlor-OA)	µg/l	0.636 ± 0.0326	0.345 ± 0.07	0.089	54.3	-3.27
Chlorothalonil-4-hydroxy	µg/l	0.704 ± 0.119	- ± -	0.155	-	-
Chlorothalonil Metabolite R471811	µg/l	0.678 ± 0.0614	- ± -	0.102	-	-
Chlorothalonil Metabolite R611968	µg/l	0.332 ± 0.0236	- ± -	0.0288	-	-
Chlorothalonil Metabolite SYN507900	µg/l	0.383 ± 0.0238	- ± -	0.0337	-	-
Chlorothalonil Metabolite SYN548580	µg/l	- ± -	- ± -	-	-	-
Chlorothalonil Metabolite SYN548581	µg/l	- ± -	- ± -	-	-	-





Sample: H110A

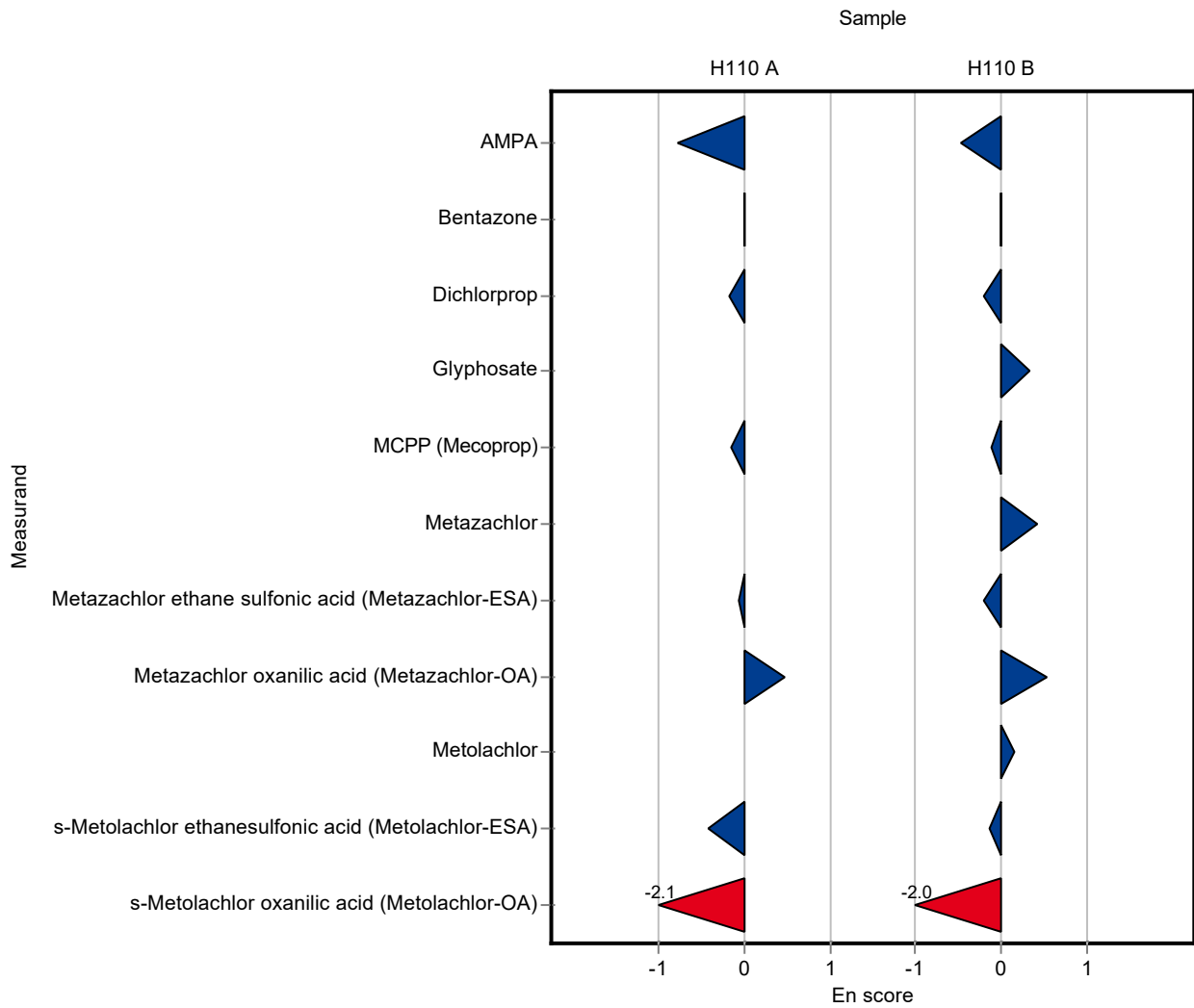
Parameter	Unit	Assigned value ± U (k=2)	Result ± U	Criterion	Recovery [%]	En-Score
2,4,5-Trichlorophenoxyacetic acid	µg/l	0.637 ± 0.0325	- ± -	0.115	-	-
2,4-D (2,4-Dichlorphenoxyaceticacid)	µg/l	0.293 ± 0.0138	- ± -	0.041	-	-
Alachlor	µg/l	0.253 ± 0.0151	- ± -	0.0303	-	-
Alachlor-t-acid (Alachlor-OA)	µg/l	0.165 ± 0.0102	- ± -	0.0247	-	-
Alachlor-t-sulfonic acid (Alachlor-ESA)	µg/l	0.414 ± 0.023	- ± -	0.0397	-	-
AMPA	µg/l	0.436 ± 0.0433	0.279 ± 0.1	0.0567	63.9	-0.77
Bentazone	µg/l	0.25 ± 0.00846	0.25 ± 0.05	0.0375	99.9	0.00
Chlorothalonil Metabolite R611965 (3-carbamyl-2,4,5-trichlorobenzoic acid)	µg/l	0.654 ± 0.0615	- ± -	0.0785	-	-
Chlorothalonil sulfonic acid (Chlorothalonil-ESA)	µg/l	0.514 ± 0.0499	- ± -	0.0875	-	-
Dicamba	µg/l	0.441 ± 0.0329	- ± -	0.0882	-	-
Dichlorprop	µg/l	0.183 ± 0.00775	0.166 ± 0.05	0.022	90.6	-0.17
Dimethachlor Metabolite - CGA 369873	µg/l	0.292 ± 0.0126	- ± -	0.0211	-	-
Glufosinate	µg/l	0.29 ± 0.0424	- ± -	0.0987	-	-
Glyphosate	µg/l	- ± -	<0.005 (LOQ) ± -	-	-	-
MCPP (Mecoprop)	µg/l	0.108 ± 0.00421	0.101 ± 0.025	0.0141	93.3	-0.14
Metazachlor	µg/l	- ± -	<0.01 (LOQ) ± -	-	-	-
Metazachlor ethane sulfonic acid (Metazachlor-ESA)	µg/l	0.961 ± 0.0475	0.927 ± 0.25	0.183	96.4	-0.07
Metazachlor oxanilic acid (Metazachlor-OA)	µg/l	0.811 ± 0.101	1.102 ± 0.3	0.17	136	0.48
Metolachlor	µg/l	- ± -	<0.01 (LOQ) ± -	-	-	-
s-Metolachlor ethanesulfonic acid (Metolachlor-ESA)	µg/l	0.418 ± 0.0197	0.374 ± 0.05	0.0836	89.5	-0.43
s-Metolachlor oxanilic acid (Metolachlor-OA)	µg/l	0.88 ± 0.045	0.446 ± 0.1	0.123	50.7	-2.12
Chlorothalonil-4-hydroxy	µg/l	0.139 ± 0.0117	- ± -	0.0139	-	-
Chlorothalonil Metabolite R471811	µg/l	0.381 ± 0.0261	- ± -	0.0419	-	-

Parameter	Unit	Assigned value ± U (k=2)	Result ± U	Criterion	Recovery [%]	En-Score
Chlorothalonil Metabolite R611968	µg/l	0.505 ± 0.0334	- ± -	0.0409	-	-
Chlorothalonil Metabolite SYN507900	µg/l	0.192 ± 0.017	- ± -	0.025	-	-
Chlorothalonil Metabolite SYN548580	µg/l	- ± -	- ± -	-	-	-
Chlorothalonil Metabolite SYN548581	µg/l	- ± -	- ± -	-	-	-

Sample: H110B

Parameter	Unit	Assigned value ± U (k=2)	Result ± U	Criterion	Recovery [%]	En-Score
2,4,5-Trichlorophenoxyacetic acid	µg/l	0.121 ± 0.00822	- ± -	0.0219	-	-
2,4-D (2,4-Dichlorphenoxyaceticacid)	µg/l	0.783 ± 0.0325	- ± -	0.11	-	-
Alachlor	µg/l	0.776 ± 0.0446	- ± -	0.0931	-	-
Alachlor-t-acid (Alachlor-OA)	µg/l	0.115 ± 0.00792	- ± -	0.0172	-	-
Alachlor-t-sulfonic acid (Alachlor-ESA)	µg/l	0.216 ± 0.0151	- ± -	0.028	-	-
AMPA	µg/l	0.329 ± 0.0339	0.234 ± 0.1	0.0428	71.1	-0.47
Bentazone	µg/l	0.498 ± 0.0158	0.499 ± 0.1	0.0747	100	0.01
Chlorothalonil Metabolite R611965 (3-carbamyl-2,4,5-trichlorobenzoic acid)	µg/l	0.253 ± 0.0187	- ± -	0.023	-	-
Chlorothalonil sulfonic acid (Chlorothalonil-ESA)	µg/l	0.186 ± 0.0187	- ± -	0.0334	-	-
Dicamba	µg/l	0.487 ± 0.0444	- ± -	0.0973	-	-
Dichlorprop	µg/l	0.192 ± 0.00877	0.18 ± 0.03	0.023	93.8	-0.20
Dimethachlor Metabolite - CGA 369873	µg/l	0.115 ± 0.0103	- ± -	0.0195	-	-
Glufosinate	µg/l	0.127 ± 0.0221	- ± -	0.0432	-	-
Glyphosate	µg/l	0.713 ± 0.069	0.843 ± 0.2	0.143	118	0.32
MCPP (Mecoprop)	µg/l	0.449 ± 0.016	0.426 ± 0.1	0.0584	94.9	-0.12
Metazachlor	µg/l	0.222 ± 0.0101	0.265 ± 0.05	0.0266	119	0.43
Metazachlor ethane sulfonic acid (Metazachlor-ESA)	µg/l	0.177 ± 0.0116	0.165 ± 0.03	0.0337	93	-0.20
Metazachlor oxanilic acid	µg/l	0.313 ± 0.0285	0.422 ± 0.1	0.0658	135	0.54

Parameter	Unit	Assigned value ± U (k=2)	Result ± U	Criterion	Recovery [%]	En-Score
(Metazachlor-OA)						
Metolachlor	µg/l	0.268 ± 0.0145	0.283 ± 0.05	0.0402	106	0.15
s-Metolachlor ethanesulfonic acid (Metolachlor-ESA)	µg/l	0.334 ± 0.0211	0.317 ± 0.06	0.0668	94.9	-0.14
s-Metolachlor oxanilic acid (Metolachlor-OA)	µg/l	0.636 ± 0.0326	0.345 ± 0.07	0.089	54.3	-2.02
Chlorothalonil-4-hydroxy	µg/l	0.704 ± 0.119	- ± -	0.155	-	-
Chlorothalonil Metabolite R471811	µg/l	0.678 ± 0.0614	- ± -	0.102	-	-
Chlorothalonil Metabolite R611968	µg/l	0.332 ± 0.0236	- ± -	0.0288	-	-
Chlorothalonil Metabolite SYN507900	µg/l	0.383 ± 0.0238	- ± -	0.0337	-	-
Chlorothalonil Metabolite SYN548580	µg/l	- ± -	- ± -	-	-	-
Chlorothalonil Metabolite SYN548581	µg/l	- ± -	- ± -	-	-	-



Sample: H110A

Parameter	Unit	Assigned value ± U (k=2)	Result ± U	Criterion	Recovery [%]	z-Score
2,4,5-Trichlorophenoxyacetic acid	µg/l	0.637 ± 0.0325	- ± -	0.115	-	-
2,4-D (2,4-Dichlorphenoxyaceticacid)	µg/l	0.293 ± 0.0138	- ± -	0.041	-	-
Alachlor	µg/l	0.253 ± 0.0151	- ± -	0.0303	-	-
Alachlor-t-acid (Alachlor-OA)	µg/l	0.165 ± 0.0102	- ± -	0.0247	-	-
Alachlor-t-sulfonic acid (Alachlor-ESA)	µg/l	0.414 ± 0.023	- ± -	0.0397	-	-
AMPA	µg/l	0.436 ± 0.0433	- ± -	0.0567	-	-
Bentazone	µg/l	0.25 ± 0.00846	- ± -	0.0375	-	-
Chlorothalonil Metabolite R611965 (3-carbamyl-2,4,5-trichlorobenzoic acid)	µg/l	0.654 ± 0.0615	- ± -	0.0785	-	-
Chlorothalonil sulfonic acid (Chlorothalonil-ESA)	µg/l	0.514 ± 0.0499	- ± -	0.0875	-	-
Dicamba	µg/l	0.441 ± 0.0329	- ± -	0.0882	-	-
Dichlorprop	µg/l	0.183 ± 0.00775	0.19 ± 0.057	0.022	104	0.31
Dimethachlor Metabolite - CGA 369873	µg/l	0.292 ± 0.0126	- ± -	0.0211	-	-
Glufosinate	µg/l	0.29 ± 0.0424	- ± -	0.0987	-	-
Glyphosate	µg/l	- ± -	- ± -	-	-	-
MCPP (Mecoprop)	µg/l	0.108 ± 0.00421	- ± -	0.0141	-	-
Metazachlor	µg/l	- ± -	- ± -	-	-	-
Metazachlor ethane sulfonic acid (Metazachlor-ESA)	µg/l	0.961 ± 0.0475	- ± -	0.183	-	-
Metazachlor oxanilic acid (Metazachlor-OA)	µg/l	0.811 ± 0.101	- ± -	0.17	-	-
Metolachlor	µg/l	- ± -	- ± -	-	-	-
s-Metolachlor ethanesulfonic acid (Metolachlor-ESA)	µg/l	0.418 ± 0.0197	- ± -	0.0836	-	-
s-Metolachlor oxanilic acid (Metolachlor-OA)	µg/l	0.88 ± 0.045	- ± -	0.123	-	-
Chlorothalonil-4-hydroxy	µg/l	0.139 ± 0.0117	- ± -	0.0139	-	-
Chlorothalonil Metabolite R471811	µg/l	0.381 ± 0.0261	- ± -	0.0419	-	-

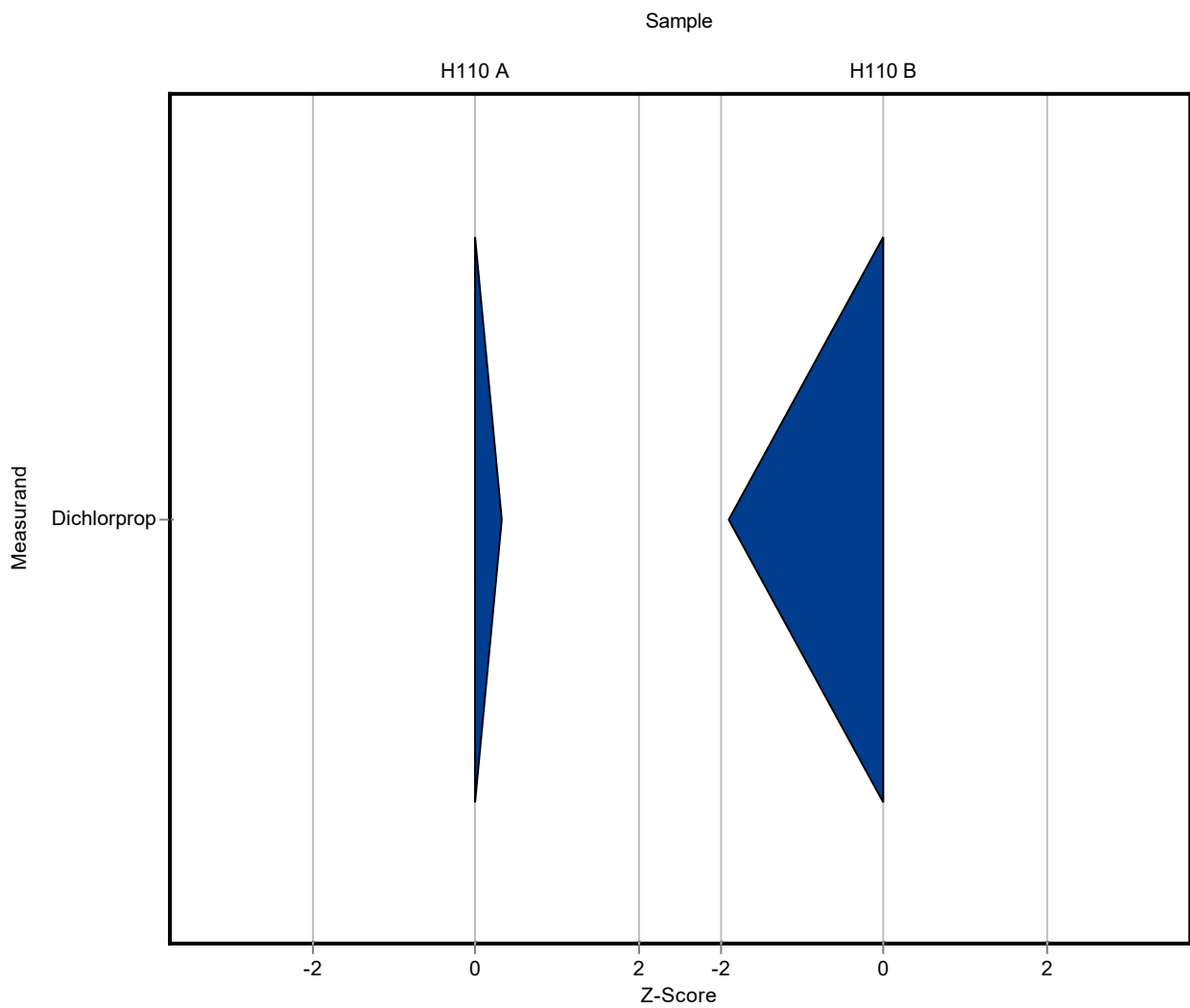
Parameter	Unit	Assigned value ± U (k=2)	Result ± U	Criterion	Recovery [%]	z-Score
Chlorothalonil Metabolite R611968	µg/l	0.505 ± 0.0334	- ± -	0.0409	-	-
Chlorothalonil Metabolite SYN507900	µg/l	0.192 ± 0.017	- ± -	0.025	-	-
Chlorothalonil Metabolite SYN548580	µg/l	- ± -	- ± -	-	-	-
Chlorothalonil Metabolite SYN548581	µg/l	- ± -	- ± -	-	-	-

Sample: H110B

Parameter	Unit	Assigned value ± U (k=2)	Result ± U	Criterion	Recovery [%]	z-Score
2,4,5-Trichlorophenoxyacetic acid	µg/l	0.121 ± 0.00822	- ± -	0.0219	-	-
2,4-D (2,4-Dichlorphenoxyaceticacid)	µg/l	0.783 ± 0.0325	- ± -	0.11	-	-
Alachlor	µg/l	0.776 ± 0.0446	- ± -	0.0931	-	-
Alachlor-t-acid (Alachlor-OA)	µg/l	0.115 ± 0.00792	- ± -	0.0172	-	-
Alachlor-t-sulfonic acid (Alachlor-ESA)	µg/l	0.216 ± 0.0151	- ± -	0.028	-	-
AMPA	µg/l	0.329 ± 0.0339	- ± -	0.0428	-	-
Bentazone	µg/l	0.498 ± 0.0158	- ± -	0.0747	-	-
Chlorothalonil Metabolite R611965 (3-carbamyl-2,4,5-trichlorobenzoic acid)	µg/l	0.253 ± 0.0187	- ± -	0.023	-	-
Chlorothalonil sulfonic acid (Chlorothalonil-ESA)	µg/l	0.186 ± 0.0187	- ± -	0.0334	-	-
Dicamba	µg/l	0.487 ± 0.0444	- ± -	0.0973	-	-
Dichlorprop	µg/l	0.192 ± 0.00877	0.148 ± 0.044	0.023	77.1	-1.91
Dimethachlor Metabolite - CGA 369873	µg/l	0.115 ± 0.0103	- ± -	0.0195	-	-
Glufosinate	µg/l	0.127 ± 0.0221	- ± -	0.0432	-	-
Glyphosate	µg/l	0.713 ± 0.069	- ± -	0.143	-	-
MCPP (Mecoprop)	µg/l	0.449 ± 0.016	- ± -	0.0584	-	-
Metazachlor	µg/l	0.222 ± 0.0101	- ± -	0.0266	-	-
Metazachlor ethane sulfonic acid (Metazachlor-ESA)	µg/l	0.177 ± 0.0116	- ± -	0.0337	-	-
Metazachlor oxanilic acid	µg/l	0.313 ± 0.0285	- ± -	0.0658	-	-

Parameter	Unit	Assigned value ± U (k=2)	Result ± U	Criterion	Recovery [%]	z-Score
(Metazachlor-OA)						
Metolachlor	µg/l	0.268 ± 0.0145	- ± -	0.0402	-	-
s-Metolachlor ethanesulfonic acid (Metolachlor-ESA)	µg/l	0.334 ± 0.0211	- ± -	0.0668	-	-
s-Metolachlor oxanilic acid (Metolachlor-OA)	µg/l	0.636 ± 0.0326	- ± -	0.089	-	-
Chlorothalonil-4-hydroxy	µg/l	0.704 ± 0.119	- ± -	0.155	-	-
Chlorothalonil Metabolite R471811	µg/l	0.678 ± 0.0614	- ± -	0.102	-	-
Chlorothalonil Metabolite R611968	µg/l	0.332 ± 0.0236	- ± -	0.0288	-	-
Chlorothalonil Metabolite SYN507900	µg/l	0.383 ± 0.0238	- ± -	0.0337	-	-
Chlorothalonil Metabolite SYN548580	µg/l	- ± -	- ± -	-	-	-
Chlorothalonil Metabolite SYN548581	µg/l	- ± -	- ± -	-	-	-





Sample: H110A

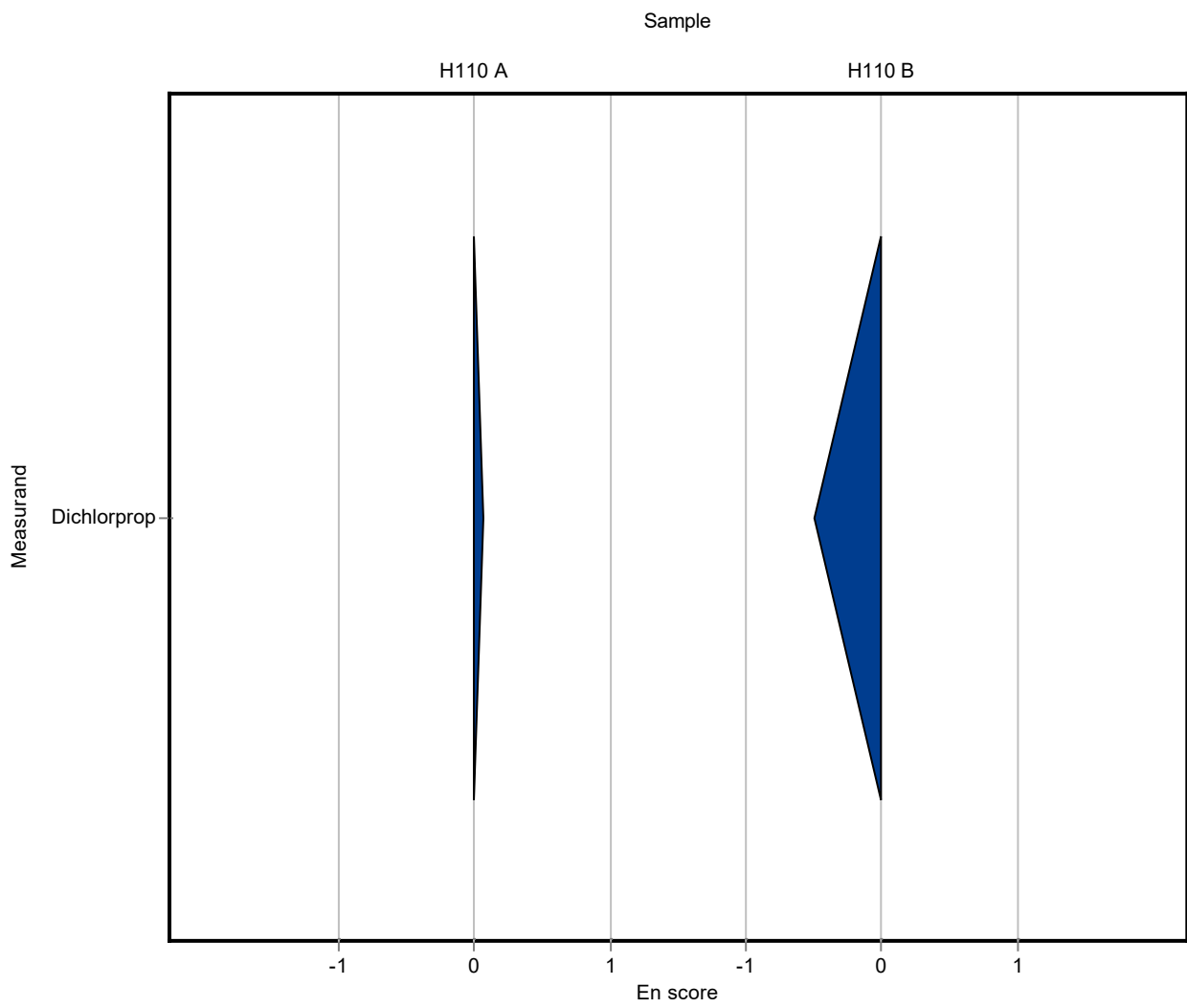
Parameter	Unit	Assigned value ± U (k=2)	Result ± U	Criterion	Recovery [%]	En-Score
2,4,5-Trichlorophenoxyacetic acid	µg/l	0.637 ± 0.0325	- ± -	0.115	-	-
2,4-D (2,4-Dichlorphenoxyaceticacid)	µg/l	0.293 ± 0.0138	- ± -	0.041	-	-
Alachlor	µg/l	0.253 ± 0.0151	- ± -	0.0303	-	-
Alachlor-t-acid (Alachlor-OA)	µg/l	0.165 ± 0.0102	- ± -	0.0247	-	-
Alachlor-t-sulfonic acid (Alachlor-ESA)	µg/l	0.414 ± 0.023	- ± -	0.0397	-	-
AMPA	µg/l	0.436 ± 0.0433	- ± -	0.0567	-	-
Bentazone	µg/l	0.25 ± 0.00846	- ± -	0.0375	-	-
Chlorothalonil Metabolite R611965 (3-carbamyl-2,4,5-trichlorobenzoic acid)	µg/l	0.654 ± 0.0615	- ± -	0.0785	-	-
Chlorothalonil sulfonic acid (Chlorothalonil-ESA)	µg/l	0.514 ± 0.0499	- ± -	0.0875	-	-
Dicamba	µg/l	0.441 ± 0.0329	- ± -	0.0882	-	-
Dichlorprop	µg/l	0.183 ± 0.00775	0.19 ± 0.057	0.022	104	0.06
Dimethachlor Metabolite - CGA 369873	µg/l	0.292 ± 0.0126	- ± -	0.0211	-	-
Glufosinate	µg/l	0.29 ± 0.0424	- ± -	0.0987	-	-
Glyphosate	µg/l	- ± -	- ± -	-	-	-
MCPP (Mecoprop)	µg/l	0.108 ± 0.00421	- ± -	0.0141	-	-
Metazachlor	µg/l	- ± -	- ± -	-	-	-
Metazachlor ethane sulfonic acid (Metazachlor-ESA)	µg/l	0.961 ± 0.0475	- ± -	0.183	-	-
Metazachlor oxanilic acid (Metazachlor-OA)	µg/l	0.811 ± 0.101	- ± -	0.17	-	-
Metolachlor	µg/l	- ± -	- ± -	-	-	-
s-Metolachlor ethanesulfonic acid (Metolachlor-ESA)	µg/l	0.418 ± 0.0197	- ± -	0.0836	-	-
s-Metolachlor oxanilic acid (Metolachlor-OA)	µg/l	0.88 ± 0.045	- ± -	0.123	-	-
Chlorothalonil-4-hydroxy	µg/l	0.139 ± 0.0117	- ± -	0.0139	-	-
Chlorothalonil Metabolite R471811	µg/l	0.381 ± 0.0261	- ± -	0.0419	-	-

Parameter	Unit	Assigned value ± U (k=2)	Result ± U	Criterion	Recovery [%]	En-Score
Chlorothalonil Metabolite R611968	µg/l	0.505 ± 0.0334	- ± -	0.0409	-	-
Chlorothalonil Metabolite SYN507900	µg/l	0.192 ± 0.017	- ± -	0.025	-	-
Chlorothalonil Metabolite SYN548580	µg/l	- ± -	- ± -	-	-	-
Chlorothalonil Metabolite SYN548581	µg/l	- ± -	- ± -	-	-	-

Sample: H110B

Parameter	Unit	Assigned value ± U (k=2)	Result ± U	Criterion	Recovery [%]	En-Score
2,4,5-Trichlorophenoxyacetic acid	µg/l	0.121 ± 0.00822	- ± -	0.0219	-	-
2,4-D (2,4-Dichlorphenoxyaceticacid)	µg/l	0.783 ± 0.0325	- ± -	0.11	-	-
Alachlor	µg/l	0.776 ± 0.0446	- ± -	0.0931	-	-
Alachlor-t-acid (Alachlor-OA)	µg/l	0.115 ± 0.00792	- ± -	0.0172	-	-
Alachlor-t-sulfonic acid (Alachlor-ESA)	µg/l	0.216 ± 0.0151	- ± -	0.028	-	-
AMPA	µg/l	0.329 ± 0.0339	- ± -	0.0428	-	-
Bentazone	µg/l	0.498 ± 0.0158	- ± -	0.0747	-	-
Chlorothalonil Metabolite R611965 (3-carbamyl-2,4,5-trichlorobenzoic acid)	µg/l	0.253 ± 0.0187	- ± -	0.023	-	-
Chlorothalonil sulfonic acid (Chlorothalonil-ESA)	µg/l	0.186 ± 0.0187	- ± -	0.0334	-	-
Dicamba	µg/l	0.487 ± 0.0444	- ± -	0.0973	-	-
Dichlorprop	µg/l	0.192 ± 0.00877	0.148 ± 0.044	0.023	77.1	-0.50
Dimethachlor Metabolite - CGA 369873	µg/l	0.115 ± 0.0103	- ± -	0.0195	-	-
Glufosinate	µg/l	0.127 ± 0.0221	- ± -	0.0432	-	-
Glyphosate	µg/l	0.713 ± 0.069	- ± -	0.143	-	-
MCPP (Mecoprop)	µg/l	0.449 ± 0.016	- ± -	0.0584	-	-
Metazachlor	µg/l	0.222 ± 0.0101	- ± -	0.0266	-	-
Metazachlor ethane sulfonic acid (Metazachlor-ESA)	µg/l	0.177 ± 0.0116	- ± -	0.0337	-	-
Metazachlor oxanilic acid	µg/l	0.313 ± 0.0285	- ± -	0.0658	-	-

Parameter	Unit	Assigned value ± U (k=2)	Result ± U	Criterion Recovery [%]	En-Score
(Metazachlor-OA)					
Metolachlor	µg/l	0.268 ± 0.0145	- ± -	0.0402	-
s-Metolachlor ethanesulfonic acid (Metolachlor-ESA)	µg/l	0.334 ± 0.0211	- ± -	0.0668	-
s-Metolachlor oxanilic acid (Metolachlor-OA)	µg/l	0.636 ± 0.0326	- ± -	0.089	-
Chlorothalonil-4-hydroxy	µg/l	0.704 ± 0.119	- ± -	0.155	-
Chlorothalonil Metabolite R471811	µg/l	0.678 ± 0.0614	- ± -	0.102	-
Chlorothalonil Metabolite R611968	µg/l	0.332 ± 0.0236	- ± -	0.0288	-
Chlorothalonil Metabolite SYN507900	µg/l	0.383 ± 0.0238	- ± -	0.0337	-
Chlorothalonil Metabolite SYN548580	µg/l	- ± -	- ± -	-	-
Chlorothalonil Metabolite SYN548581	µg/l	- ± -	- ± -	-	-



Sample: H110A

Parameter	Unit	Assigned value ± U (k=2)	Result ± U	Criterion	Recovery [%]	z-Score
2,4,5-Trichlorophenoxyacetic acid	µg/l	0.637 ± 0.0325	- ± -	0.115	-	-
2,4-D (2,4-Dichlorophenoxyacetic acid)	µg/l	0.293 ± 0.0138	0.26 ± 0.047	0.041	88.7	-0.81
Alachlor	µg/l	0.253 ± 0.0151	0.24 ± 0.043	0.0303	95	-0.41
Alachlor-t-acid (Alachlor-OA)	µg/l	0.165 ± 0.0102	0.166 ± 0.03	0.0247	101	0.06
Alachlor-t-sulfonic acid (Alachlor-ESA)	µg/l	0.414 ± 0.023	0.419 ± 0.075	0.0397	101	0.13
AMPA	µg/l	0.436 ± 0.0433	0.483 ± 0.087	0.0567	111	0.82
Bentazone	µg/l	0.25 ± 0.00846	0.239 ± 0.043	0.0375	95.5	-0.30
Chlorothalonil Metabolite R611965 (3-carbamyl-2,4,5-trichlorobenzoic acid)	µg/l	0.654 ± 0.0615	0.681 ± 0.123	0.0785	104	0.34
Chlorothalonil sulfonic acid (Chlorothalonil-ESA)	µg/l	0.514 ± 0.0499	0.505 ± 0.091	0.0875	98.2	-0.11
Dicamba	µg/l	0.441 ± 0.0329	- ± -	0.0882	-	-
Dichlorprop	µg/l	0.183 ± 0.00775	0.162 ± 0.029	0.022	88.4	-0.97
Dimethachlor Metabolite - CGA 369873	µg/l	0.292 ± 0.0126	- ± -	0.0211	-	-
Glufosinate	µg/l	0.29 ± 0.0424	0.331 ± 0.06	0.0987	114	0.41
Glyphosate	µg/l	- ± -	<0.02 (LOQ) ± -	-	-	-
MCPP (Mecoprop)	µg/l	0.108 ± 0.00421	0.096 ± 0.017	0.0141	88.6	-0.87
Metazachlor	µg/l	- ± -	<0.02 (LOQ) ± -	-	-	-
Metazachlor ethane sulfonic acid (Metazachlor-ESA)	µg/l	0.961 ± 0.0475	0.987 ± 0.178	0.183	103	0.14
Metazachlor oxanilic acid (Metazachlor-OA)	µg/l	0.811 ± 0.101	0.781 ± 0.141	0.17	96.3	-0.17
Metolachlor	µg/l	- ± -	<0.02 (LOQ) ± -	-	-	-
s-Metolachlor ethanesulfonic acid (Metolachlor-ESA)	µg/l	0.418 ± 0.0197	0.437 ± 0.079	0.0836	105	0.23
s-Metolachlor oxanilic acid (Metolachlor-OA)	µg/l	0.88 ± 0.045	0.85 ± 0.153	0.123	96.5	-0.25
Chlorothalonil-4-hydroxy	µg/l	0.139 ± 0.0117	- ± -	0.0139	-	-
Chlorothalonil Metabolite R471811	µg/l	0.381 ± 0.0261	0.395 ± 0.071	0.0419	104	0.33

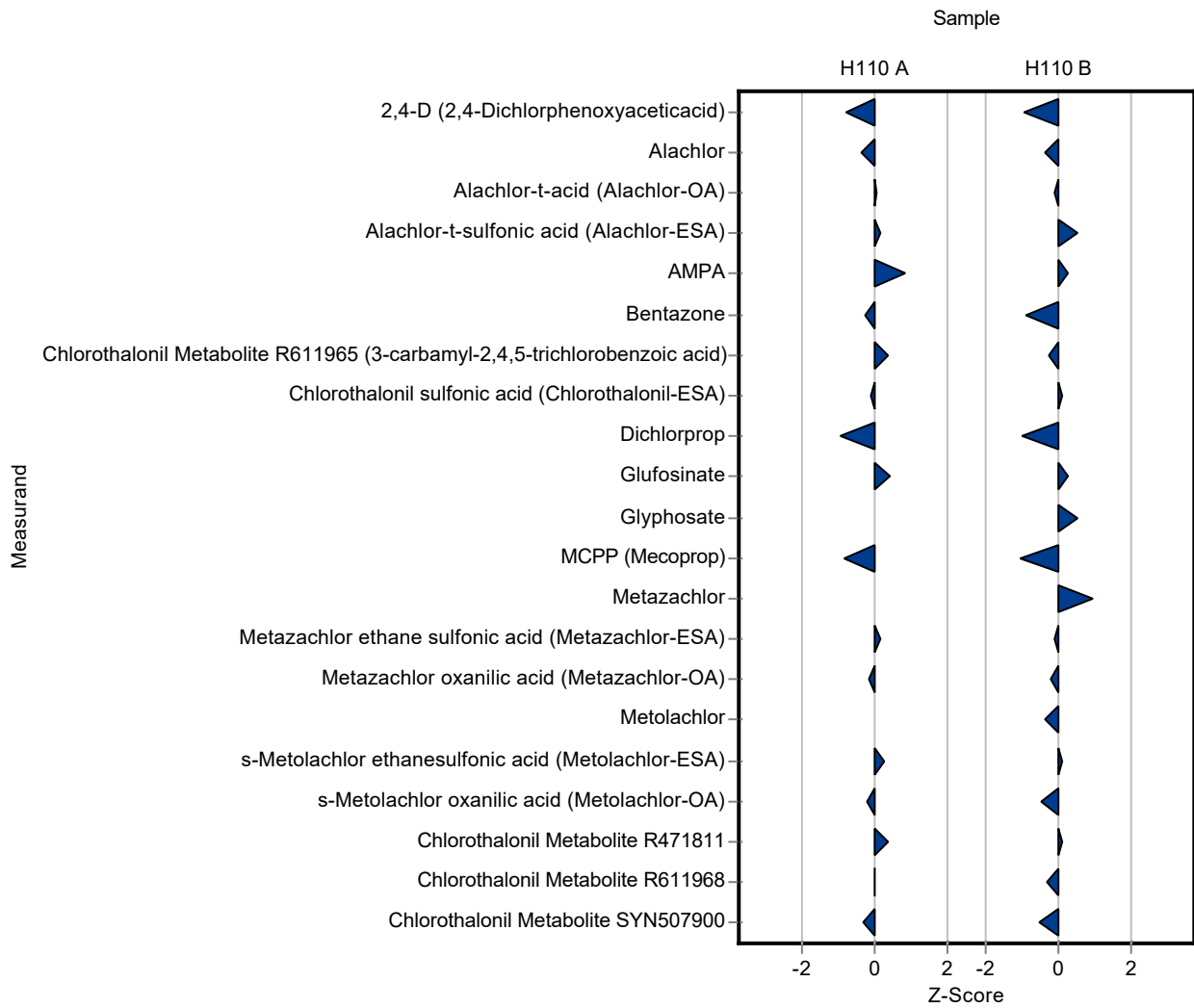
Parameter	Unit	Assigned value ± U (k=2)	Result ± U	Criterion	Recovery [%]	z-Score
Chlorothalonil Metabolite R611968	µg/l	0.505 ± 0.0334	0.504 ± 0.091	0.0409	99.9	-0.02
Chlorothalonil Metabolite SYN507900	µg/l	0.192 ± 0.017	0.184 ± 0.033	0.025	95.8	-0.32
Chlorothalonil Metabolite SYN548580	µg/l	- ± -	0.403 ± 0.073	-	-	-
Chlorothalonil Metabolite SYN548581	µg/l	- ± -	0.572 ± 0.103	-	-	-

Sample: H110B

Parameter	Unit	Assigned value ± U (k=2)	Result ± U	Criterion	Recovery [%]	z-Score
2,4,5-Trichlorophenoxyacetic acid	µg/l	0.121 ± 0.00822	- ± -	0.0219	-	-
2,4-D (2,4-Dichlorphenoxyaceticacid)	µg/l	0.783 ± 0.0325	0.679 ± 0.122	0.11	86.8	-0.95
Alachlor	µg/l	0.776 ± 0.0446	0.745 ± 0.134	0.0931	96	-0.33
Alachlor-t-acid (Alachlor-OA)	µg/l	0.115 ± 0.00792	0.113 ± 0.02	0.0172	98.3	-0.11
Alachlor-t-sulfonic acid (Alachlor-ESA)	µg/l	0.216 ± 0.0151	0.231 ± 0.041	0.028	107	0.55
AMPA	µg/l	0.329 ± 0.0339	0.342 ± 0.062	0.0428	104	0.31
Bentazone	µg/l	0.498 ± 0.0158	0.433 ± 0.078	0.0747	87	-0.87
Chlorothalonil Metabolite R611965 (3-carbamyl-2,4,5-trichlorobenzoic acid)	µg/l	0.253 ± 0.0187	0.247 ± 0.044	0.023	97.8	-0.25
Chlorothalonil sulfonic acid (Chlorothalonil-ESA)	µg/l	0.186 ± 0.0187	0.19 ± 0.034	0.0334	102	0.13
Dicamba	µg/l	0.487 ± 0.0444	- ± -	0.0973	-	-
Dichlorprop	µg/l	0.192 ± 0.00877	0.169 ± 0.03	0.023	88.1	-0.99
Dimethachlor Metabolite - CGA 369873	µg/l	0.115 ± 0.0103	- ± -	0.0195	-	-
Glufosinate	µg/l	0.127 ± 0.0221	0.14 ± 0.025	0.0432	110	0.30
Glyphosate	µg/l	0.713 ± 0.069	0.794 ± 0.143	0.143	111	0.57
MCPP (Mecoprop)	µg/l	0.449 ± 0.016	0.389 ± 0.07	0.0584	86.6	-1.03
Metazachlor	µg/l	0.222 ± 0.0101	0.247 ± 0.044	0.0266	111	0.94
Metazachlor ethane sulfonic acid (Metazachlor-ESA)	µg/l	0.177 ± 0.0116	0.175 ± 0.032	0.0337	98.7	-0.07
Metazachlor oxanilic acid	µg/l	0.313 ± 0.0285	0.3 ± 0.054	0.0658	95.7	-0.20

Parameter	Unit	Assigned value ± U (k=2)	Result ± U	Criterion	Recovery [%]	z-Score
(Metazachlor-OA)						
Metolachlor	µg/l	0.268 ± 0.0145	0.255 ± 0.046	0.0402	95.2	-0.32
s-Metolachlor ethanesulfonic acid (Metolachlor-ESA)	µg/l	0.334 ± 0.0211	0.342 ± 0.061	0.0668	102	0.12
s-Metolachlor oxanilic acid (Metolachlor-OA)	µg/l	0.636 ± 0.0326	0.594 ± 0.107	0.089	93.4	-0.47
Chlorothalonil-4-hydroxy	µg/l	0.704 ± 0.119	- ± -	0.155	-	-
Chlorothalonil Metabolite R471811	µg/l	0.678 ± 0.0614	0.693 ± 0.125	0.102	102	0.15
Chlorothalonil Metabolite R611968	µg/l	0.332 ± 0.0236	0.323 ± 0.058	0.0288	97.4	-0.29
Chlorothalonil Metabolite SYN507900	µg/l	0.383 ± 0.0238	0.365 ± 0.066	0.0337	95.4	-0.52
Chlorothalonil Metabolite SYN548580	µg/l	- ± -	0.185 ± 0.033	-	-	-
Chlorothalonil Metabolite SYN548581	µg/l	- ± -	0.358 ± 0.065	-	-	-





Sample: H110A

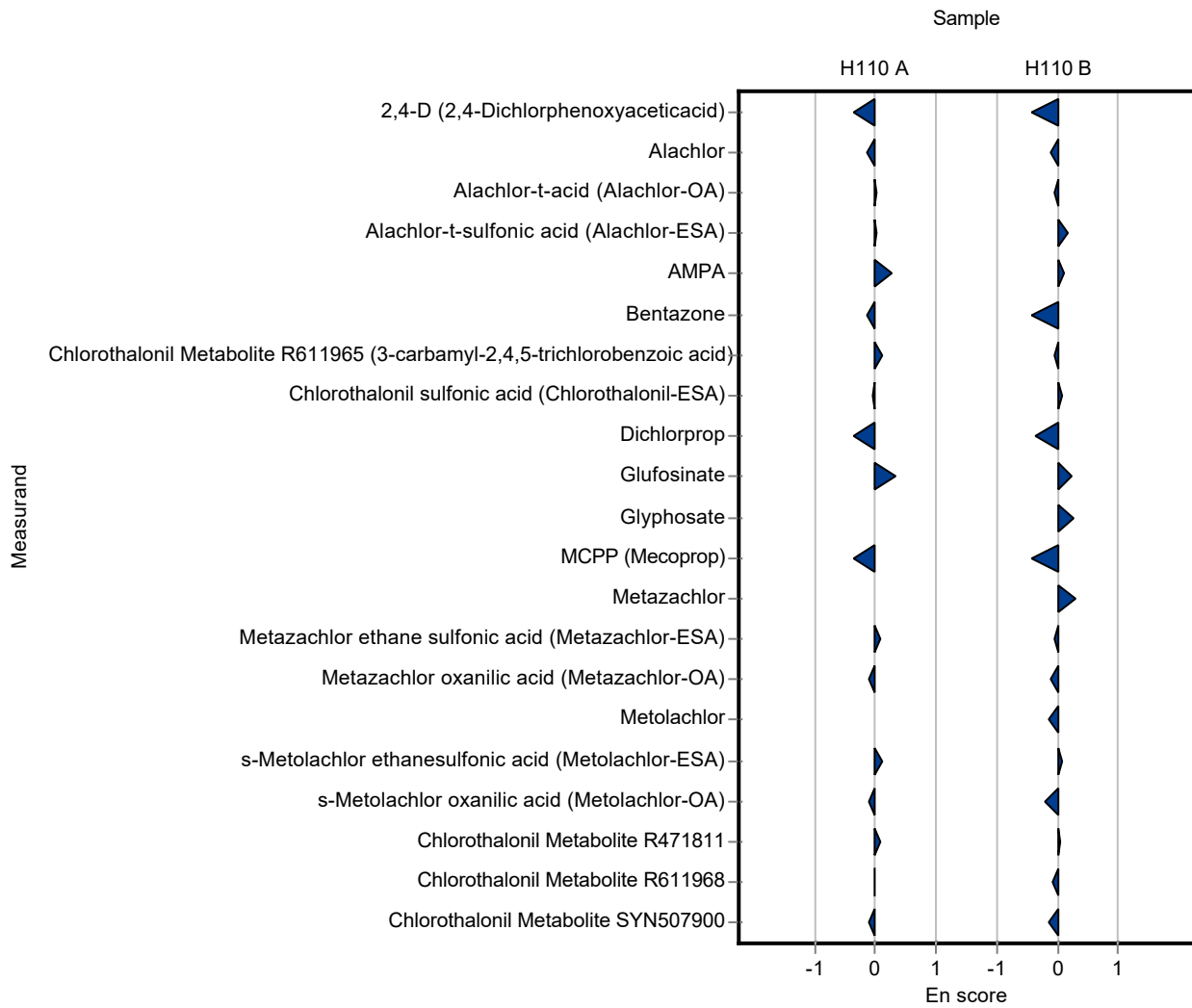
Parameter	Unit	Assigned value ± U (k=2)	Result ± U	Criterion	Recovery [%]	En-Score
2,4,5-Trichlorophenoxyacetic acid	µg/l	0.637 ± 0.0325	- ± -	0.115	-	-
2,4-D (2,4-Dichlorphenoxyaceticacid)	µg/l	0.293 ± 0.0138	0.26 ± 0.047	0.041	88.7	-0.35
Alachlor	µg/l	0.253 ± 0.0151	0.24 ± 0.043	0.0303	95	-0.14
Alachlor-t-acid (Alachlor-OA)	µg/l	0.165 ± 0.0102	0.166 ± 0.03	0.0247	101	0.02
Alachlor-t-sulfonic acid (Alachlor-ESA)	µg/l	0.414 ± 0.023	0.419 ± 0.075	0.0397	101	0.03
AMPA	µg/l	0.436 ± 0.0433	0.483 ± 0.087	0.0567	111	0.26
Bentazone	µg/l	0.25 ± 0.00846	0.239 ± 0.043	0.0375	95.5	-0.13
Chlorothalonil Metabolite R611965 (3-carbamyl-2,4,5-trichlorobenzoic acid)	µg/l	0.654 ± 0.0615	0.681 ± 0.123	0.0785	104	0.11
Chlorothalonil sulfonic acid (Chlorothalonil-ESA)	µg/l	0.514 ± 0.0499	0.505 ± 0.091	0.0875	98.2	-0.05
Dicamba	µg/l	0.441 ± 0.0329	- ± -	0.0882	-	-
Dichlorprop	µg/l	0.183 ± 0.00775	0.162 ± 0.029	0.022	88.4	-0.36
Dimethachlor Metabolite - CGA 369873	µg/l	0.292 ± 0.0126	- ± -	0.0211	-	-
Glufosinate	µg/l	0.29 ± 0.0424	0.331 ± 0.06	0.0987	114	0.32
Glyphosate	µg/l	- ± -	<0.02 (LOQ) ± -	-	-	-
MCPP (Mecoprop)	µg/l	0.108 ± 0.00421	0.096 ± 0.017	0.0141	88.6	-0.36
Metazachlor	µg/l	- ± -	<0.02 (LOQ) ± -	-	-	-
Metazachlor ethane sulfonic acid (Metazachlor-ESA)	µg/l	0.961 ± 0.0475	0.987 ± 0.178	0.183	103	0.07
Metazachlor oxanilic acid (Metazachlor-OA)	µg/l	0.811 ± 0.101	0.781 ± 0.141	0.17	96.3	-0.10
Metolachlor	µg/l	- ± -	<0.02 (LOQ) ± -	-	-	-
s-Metolachlor ethanesulfonic acid (Metolachlor-ESA)	µg/l	0.418 ± 0.0197	0.437 ± 0.079	0.0836	105	0.12
s-Metolachlor oxanilic acid (Metolachlor-OA)	µg/l	0.88 ± 0.045	0.85 ± 0.153	0.123	96.5	-0.10
Chlorothalonil-4-hydroxy	µg/l	0.139 ± 0.0117	- ± -	0.0139	-	-
Chlorothalonil Metabolite R471811	µg/l	0.381 ± 0.0261	0.395 ± 0.071	0.0419	104	0.10

Parameter	Unit	Assigned value ± U (k=2)	Result ± U	Criterion	Recovery [%]	En-Score
Chlorothalonil Metabolite R611968	µg/l	0.505 ± 0.0334	0.504 ± 0.091	0.0409	99.9	0.00
Chlorothalonil Metabolite SYN507900	µg/l	0.192 ± 0.017	0.184 ± 0.033	0.025	95.8	-0.12
Chlorothalonil Metabolite SYN548580	µg/l	- ± -	0.403 ± 0.073	-	-	-
Chlorothalonil Metabolite SYN548581	µg/l	- ± -	0.572 ± 0.103	-	-	-

Sample: H110B

Parameter	Unit	Assigned value ± U (k=2)	Result ± U	Criterion	Recovery [%]	En-Score
2,4,5-Trichlorophenoxyacetic acid	µg/l	0.121 ± 0.00822	- ± -	0.0219	-	-
2,4-D (2,4-Dichlorphenoxyaceticacid)	µg/l	0.783 ± 0.0325	0.679 ± 0.122	0.11	86.8	-0.42
Alachlor	µg/l	0.776 ± 0.0446	0.745 ± 0.134	0.0931	96	-0.11
Alachlor-t-acid (Alachlor-OA)	µg/l	0.115 ± 0.00792	0.113 ± 0.02	0.0172	98.3	-0.05
Alachlor-t-sulfonic acid (Alachlor-ESA)	µg/l	0.216 ± 0.0151	0.231 ± 0.041	0.028	107	0.18
AMPA	µg/l	0.329 ± 0.0339	0.342 ± 0.062	0.0428	104	0.10
Bentazone	µg/l	0.498 ± 0.0158	0.433 ± 0.078	0.0747	87	-0.41
Chlorothalonil Metabolite R611965 (3-carbamyl-2,4,5-trichlorobenzoic acid)	µg/l	0.253 ± 0.0187	0.247 ± 0.044	0.023	97.8	-0.06
Chlorothalonil sulfonic acid (Chlorothalonil-ESA)	µg/l	0.186 ± 0.0187	0.19 ± 0.034	0.0334	102	0.06
Dicamba	µg/l	0.487 ± 0.0444	- ± -	0.0973	-	-
Dichlorprop	µg/l	0.192 ± 0.00877	0.169 ± 0.03	0.023	88.1	-0.38
Dimethachlor Metabolite - CGA 369873	µg/l	0.115 ± 0.0103	- ± -	0.0195	-	-
Glufosinate	µg/l	0.127 ± 0.0221	0.14 ± 0.025	0.0432	110	0.23
Glyphosate	µg/l	0.713 ± 0.069	0.794 ± 0.143	0.143	111	0.28
MCPP (Mecoprop)	µg/l	0.449 ± 0.016	0.389 ± 0.07	0.0584	86.6	-0.43
Metazachlor	µg/l	0.222 ± 0.0101	0.247 ± 0.044	0.0266	111	0.28
Metazachlor ethane sulfonic acid (Metazachlor-ESA)	µg/l	0.177 ± 0.0116	0.175 ± 0.032	0.0337	98.7	-0.04
Metazachlor oxanilic acid	µg/l	0.313 ± 0.0285	0.3 ± 0.054	0.0658	95.7	-0.12

Parameter	Unit	Assigned value ± U (k=2)	Result ± U	Criterion	Recovery [%]	En-Score
(Metazachlor-OA)						
Metolachlor	µg/l	0.268 ± 0.0145	0.255 ± 0.046	0.0402	95.2	-0.14
s-Metolachlor ethanesulfonic acid (Metolachlor-ESA)	µg/l	0.334 ± 0.0211	0.342 ± 0.061	0.0668	102	0.07
s-Metolachlor oxanilic acid (Metolachlor-OA)	µg/l	0.636 ± 0.0326	0.594 ± 0.107	0.089	93.4	-0.19
Chlorothalonil-4-hydroxy	µg/l	0.704 ± 0.119	- ± -	0.155	-	-
Chlorothalonil Metabolite R471811	µg/l	0.678 ± 0.0614	0.693 ± 0.125	0.102	102	0.06
Chlorothalonil Metabolite R611968	µg/l	0.332 ± 0.0236	0.323 ± 0.058	0.0288	97.4	-0.07
Chlorothalonil Metabolite SYN507900	µg/l	0.383 ± 0.0238	0.365 ± 0.066	0.0337	95.4	-0.13
Chlorothalonil Metabolite SYN548580	µg/l	- ± -	0.185 ± 0.033	-	-	-
Chlorothalonil Metabolite SYN548581	µg/l	- ± -	0.358 ± 0.065	-	-	-



Sample: H110A

Parameter	Unit	Assigned value ± U (k=2)	Result ± U	Criterion	Recovery [%]	z-Score
2,4,5-Trichlorophenoxyacetic acid	µg/l	0.637 ± 0.0325	- ± -	0.115	-	-
2,4-D (2,4-Dichlorphenoxyaceticacid)	µg/l	0.293 ± 0.0138	- ± -	0.041	-	-
Alachlor	µg/l	0.253 ± 0.0151	- ± -	0.0303	-	-
Alachlor-t-acid (Alachlor-OA)	µg/l	0.165 ± 0.0102	- ± -	0.0247	-	-
Alachlor-t-sulfonic acid (Alachlor-ESA)	µg/l	0.414 ± 0.023	- ± -	0.0397	-	-
AMPA	µg/l	0.436 ± 0.0433	0.494 ± 0.163	0.0567	113	1.02
Bentazone	µg/l	0.25 ± 0.00846	- ± -	0.0375	-	-
Chlorothalonil Metabolite R611965 (3-carbamyl-2,4,5-trichlorobenzoic acid)	µg/l	0.654 ± 0.0615	- ± -	0.0785	-	-
Chlorothalonil sulfonic acid (Chlorothalonil-ESA)	µg/l	0.514 ± 0.0499	- ± -	0.0875	-	-
Dicamba	µg/l	0.441 ± 0.0329	- ± -	0.0882	-	-
Dichlorprop	µg/l	0.183 ± 0.00775	- ± -	0.022	-	-
Dimethachlor Metabolite - CGA 369873	µg/l	0.292 ± 0.0126	- ± -	0.0211	-	-
Glufosinate	µg/l	0.29 ± 0.0424	- ± -	0.0987	-	-
Glyphosate	µg/l	- ± -	<0.03 (LOQ) ± -	-	-	-
MCPP (Mecoprop)	µg/l	0.108 ± 0.00421	- ± -	0.0141	-	-
Metazachlor	µg/l	- ± -	- ± -	-	-	-
Metazachlor ethane sulfonic acid (Metazachlor-ESA)	µg/l	0.961 ± 0.0475	- ± -	0.183	-	-
Metazachlor oxanilic acid (Metazachlor-OA)	µg/l	0.811 ± 0.101	- ± -	0.17	-	-
Metolachlor	µg/l	- ± -	- ± -	-	-	-
s-Metolachlor ethanesulfonic acid (Metolachlor-ESA)	µg/l	0.418 ± 0.0197	- ± -	0.0836	-	-
s-Metolachlor oxanilic acid (Metolachlor-OA)	µg/l	0.88 ± 0.045	- ± -	0.123	-	-
Chlorothalonil-4-hydroxy	µg/l	0.139 ± 0.0117	- ± -	0.0139	-	-
Chlorothalonil Metabolite R471811	µg/l	0.381 ± 0.0261	- ± -	0.0419	-	-

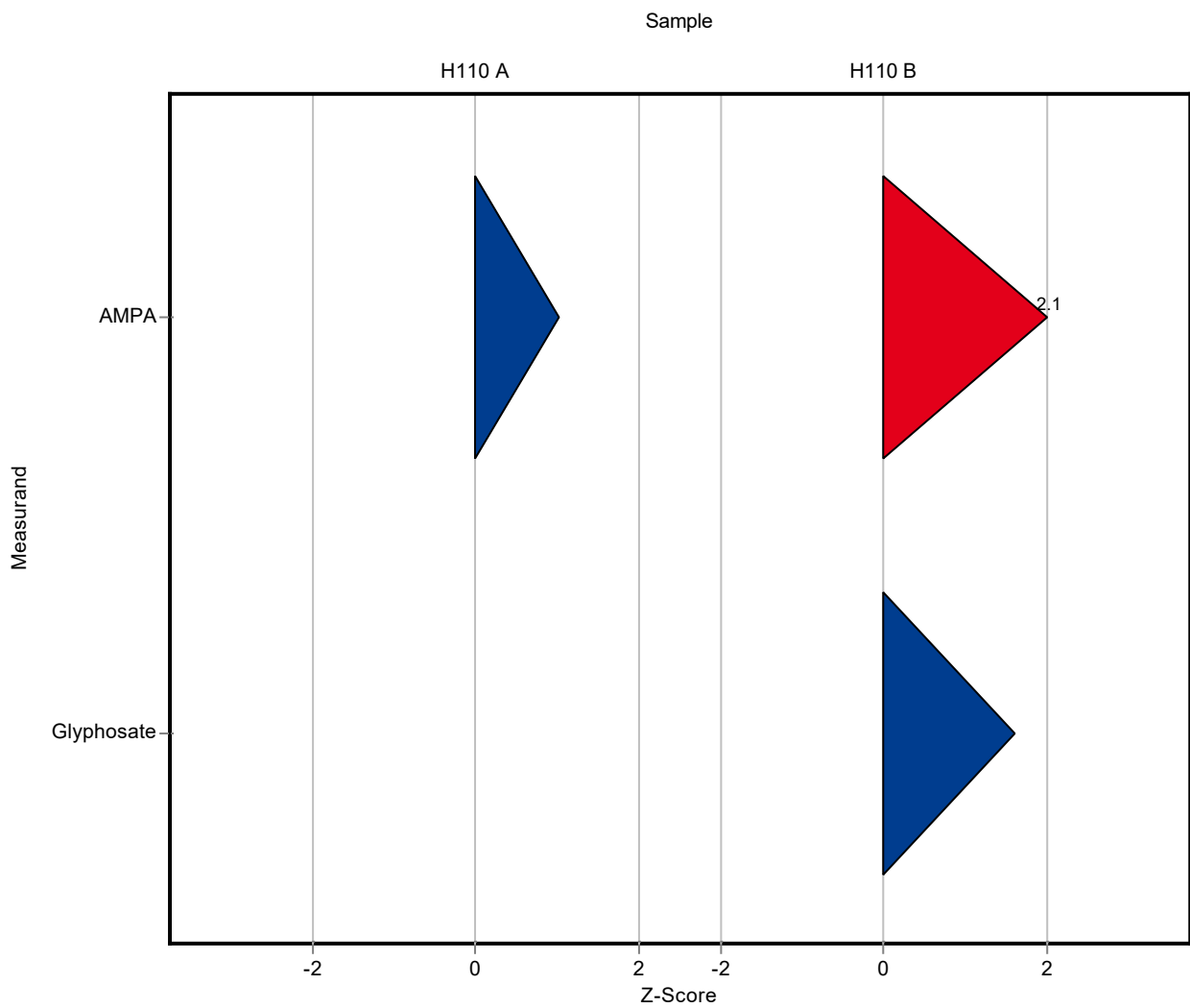
Parameter	Unit	Assigned value ± U (k=2)	Result ± U	Criterion	Recovery [%]	z-Score
Chlorothalonil Metabolite R611968	µg/l	0.505 ± 0.0334	- ± -	0.0409	-	-
Chlorothalonil Metabolite SYN507900	µg/l	0.192 ± 0.017	- ± -	0.025	-	-
Chlorothalonil Metabolite SYN548580	µg/l	- ± -	- ± -	-	-	-
Chlorothalonil Metabolite SYN548581	µg/l	- ± -	- ± -	-	-	-

Sample: H110B

Parameter	Unit	Assigned value ± U (k=2)	Result ± U	Criterion	Recovery [%]	z-Score
2,4,5-Trichlorophenoxyacetic acid	µg/l	0.121 ± 0.00822	- ± -	0.0219	-	-
2,4-D (2,4-Dichlorphenoxyaceticacid)	µg/l	0.783 ± 0.0325	- ± -	0.11	-	-
Alachlor	µg/l	0.776 ± 0.0446	- ± -	0.0931	-	-
Alachlor-t-acid (Alachlor-OA)	µg/l	0.115 ± 0.00792	- ± -	0.0172	-	-
Alachlor-t-sulfonic acid (Alachlor-ESA)	µg/l	0.216 ± 0.0151	- ± -	0.028	-	-
AMPA	µg/l	0.329 ± 0.0339	0.419 ± 0.138	0.0428	127	2.11
Bentazone	µg/l	0.498 ± 0.0158	- ± -	0.0747	-	-
Chlorothalonil Metabolite R611965 (3-carbamyl-2,4,5-trichlorobenzoic acid)	µg/l	0.253 ± 0.0187	- ± -	0.023	-	-
Chlorothalonil sulfonic acid (Chlorothalonil-ESA)	µg/l	0.186 ± 0.0187	- ± -	0.0334	-	-
Dicamba	µg/l	0.487 ± 0.0444	- ± -	0.0973	-	-
Dichlorprop	µg/l	0.192 ± 0.00877	- ± -	0.023	-	-
Dimethachlor Metabolite - CGA 369873	µg/l	0.115 ± 0.0103	- ± -	0.0195	-	-
Glufosinate	µg/l	0.127 ± 0.0221	- ± -	0.0432	-	-
Glyphosate	µg/l	0.713 ± 0.069	0.941 ± 0.311	0.143	132	1.60
MCPP (Mecoprop)	µg/l	0.449 ± 0.016	- ± -	0.0584	-	-
Metazachlor	µg/l	0.222 ± 0.0101	- ± -	0.0266	-	-
Metazachlor ethane sulfonic acid (Metazachlor-ESA)	µg/l	0.177 ± 0.0116	- ± -	0.0337	-	-
Metazachlor oxanilic acid	µg/l	0.313 ± 0.0285	- ± -	0.0658	-	-

Parameter	Unit	Assigned value ± U (k=2)	Result ± U	Criterion Recovery [%]	z-Score
(Metazachlor-OA)					
Metolachlor	µg/l	0.268 ± 0.0145	- ± -	0.0402	-
s-Metolachlor ethanesulfonic acid (Metolachlor-ESA)	µg/l	0.334 ± 0.0211	- ± -	0.0668	-
s-Metolachlor oxanilic acid (Metolachlor-OA)	µg/l	0.636 ± 0.0326	- ± -	0.089	-
Chlorothalonil-4-hydroxy	µg/l	0.704 ± 0.119	- ± -	0.155	-
Chlorothalonil Metabolite R471811	µg/l	0.678 ± 0.0614	- ± -	0.102	-
Chlorothalonil Metabolite R611968	µg/l	0.332 ± 0.0236	- ± -	0.0288	-
Chlorothalonil Metabolite SYN507900	µg/l	0.383 ± 0.0238	- ± -	0.0337	-
Chlorothalonil Metabolite SYN548580	µg/l	- ± -	- ± -	-	-
Chlorothalonil Metabolite SYN548581	µg/l	- ± -	- ± -	-	-





Sample: H110A

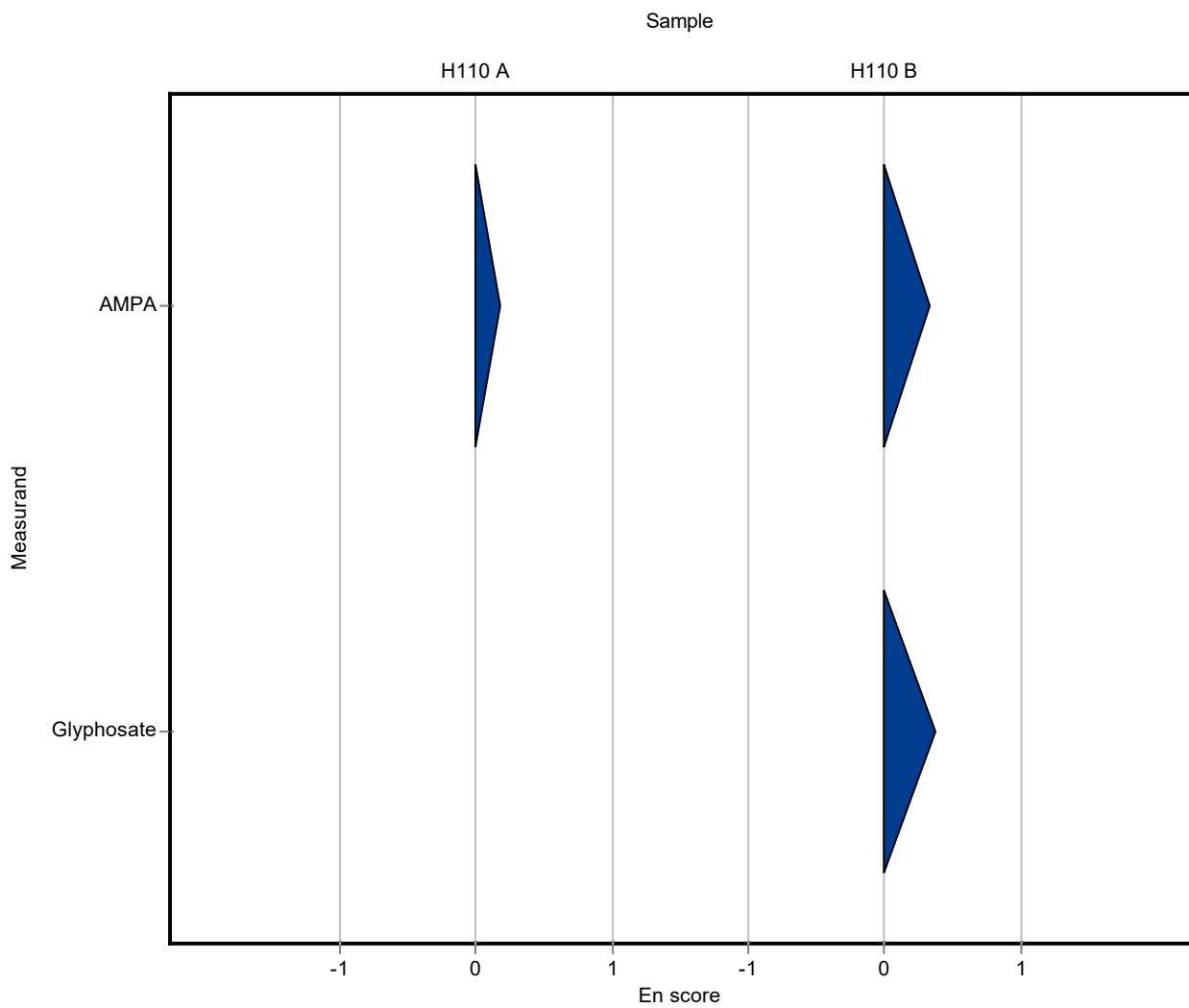
Parameter	Unit	Assigned value ± U (k=2)	Result ± U	Criterion	Recovery [%]	En-Score
2,4,5-Trichlorophenoxyacetic acid	µg/l	0.637 ± 0.0325	- ± -	0.115	-	-
2,4-D (2,4-Dichlorphenoxyaceticacid)	µg/l	0.293 ± 0.0138	- ± -	0.041	-	-
Alachlor	µg/l	0.253 ± 0.0151	- ± -	0.0303	-	-
Alachlor-t-acid (Alachlor-OA)	µg/l	0.165 ± 0.0102	- ± -	0.0247	-	-
Alachlor-t-sulfonic acid (Alachlor-ESA)	µg/l	0.414 ± 0.023	- ± -	0.0397	-	-
AMPA	µg/l	0.436 ± 0.0433	0.494 ± 0.163	0.0567	113	0.17
Bentazone	µg/l	0.25 ± 0.00846	- ± -	0.0375	-	-
Chlorothalonil Metabolite R611965 (3-carbamyl-2,4,5-trichlorobenzoic acid)	µg/l	0.654 ± 0.0615	- ± -	0.0785	-	-
Chlorothalonil sulfonic acid (Chlorothalonil-ESA)	µg/l	0.514 ± 0.0499	- ± -	0.0875	-	-
Dicamba	µg/l	0.441 ± 0.0329	- ± -	0.0882	-	-
Dichlorprop	µg/l	0.183 ± 0.00775	- ± -	0.022	-	-
Dimethachlor Metabolite - CGA 369873	µg/l	0.292 ± 0.0126	- ± -	0.0211	-	-
Glufosinate	µg/l	0.29 ± 0.0424	- ± -	0.0987	-	-
Glyphosate	µg/l	- ± -	<0.03 (LOQ) ± -	-	-	-
MCPP (Mecoprop)	µg/l	0.108 ± 0.00421	- ± -	0.0141	-	-
Metazachlor	µg/l	- ± -	- ± -	-	-	-
Metazachlor ethane sulfonic acid (Metazachlor-ESA)	µg/l	0.961 ± 0.0475	- ± -	0.183	-	-
Metazachlor oxanilic acid (Metazachlor-OA)	µg/l	0.811 ± 0.101	- ± -	0.17	-	-
Metolachlor	µg/l	- ± -	- ± -	-	-	-
s-Metolachlor ethanesulfonic acid (Metolachlor-ESA)	µg/l	0.418 ± 0.0197	- ± -	0.0836	-	-
s-Metolachlor oxanilic acid (Metolachlor-OA)	µg/l	0.88 ± 0.045	- ± -	0.123	-	-
Chlorothalonil-4-hydroxy	µg/l	0.139 ± 0.0117	- ± -	0.0139	-	-
Chlorothalonil Metabolite R471811	µg/l	0.381 ± 0.0261	- ± -	0.0419	-	-

Parameter	Unit	Assigned value ± U (k=2)	Result ± U	Criterion	Recovery [%]	En-Score
Chlorothalonil Metabolite R611968	µg/l	0.505 ± 0.0334	- ± -	0.0409	-	-
Chlorothalonil Metabolite SYN507900	µg/l	0.192 ± 0.017	- ± -	0.025	-	-
Chlorothalonil Metabolite SYN548580	µg/l	- ± -	- ± -	-	-	-
Chlorothalonil Metabolite SYN548581	µg/l	- ± -	- ± -	-	-	-

Sample: H110B

Parameter	Unit	Assigned value ± U (k=2)	Result ± U	Criterion	Recovery [%]	En-Score
2,4,5-Trichlorophenoxyacetic acid	µg/l	0.121 ± 0.00822	- ± -	0.0219	-	-
2,4-D (2,4-Dichlorphenoxyaceticacid)	µg/l	0.783 ± 0.0325	- ± -	0.11	-	-
Alachlor	µg/l	0.776 ± 0.0446	- ± -	0.0931	-	-
Alachlor-t-acid (Alachlor-OA)	µg/l	0.115 ± 0.00792	- ± -	0.0172	-	-
Alachlor-t-sulfonic acid (Alachlor-ESA)	µg/l	0.216 ± 0.0151	- ± -	0.028	-	-
AMPA	µg/l	0.329 ± 0.0339	0.419 ± 0.138	0.0428	127	0.32
Bentazone	µg/l	0.498 ± 0.0158	- ± -	0.0747	-	-
Chlorothalonil Metabolite R611965 (3-carbamyl-2,4,5-trichlorobenzoic acid)	µg/l	0.253 ± 0.0187	- ± -	0.023	-	-
Chlorothalonil sulfonic acid (Chlorothalonil-ESA)	µg/l	0.186 ± 0.0187	- ± -	0.0334	-	-
Dicamba	µg/l	0.487 ± 0.0444	- ± -	0.0973	-	-
Dichlorprop	µg/l	0.192 ± 0.00877	- ± -	0.023	-	-
Dimethachlor Metabolite - CGA 369873	µg/l	0.115 ± 0.0103	- ± -	0.0195	-	-
Glufosinate	µg/l	0.127 ± 0.0221	- ± -	0.0432	-	-
Glyphosate	µg/l	0.713 ± 0.069	0.941 ± 0.311	0.143	132	0.36
MCPP (Mecoprop)	µg/l	0.449 ± 0.016	- ± -	0.0584	-	-
Metazachlor	µg/l	0.222 ± 0.0101	- ± -	0.0266	-	-
Metazachlor ethane sulfonic acid (Metazachlor-ESA)	µg/l	0.177 ± 0.0116	- ± -	0.0337	-	-
Metazachlor oxanilic acid	µg/l	0.313 ± 0.0285	- ± -	0.0658	-	-

Parameter	Unit	Assigned value ± U (k=2)	Result ± U	Criterion Recovery [%]	En-Score
(Metazachlor-OA)					
Metolachlor	µg/l	0.268 ± 0.0145	- ± -	0.0402	-
s-Metolachlor ethanesulfonic acid (Metolachlor-ESA)	µg/l	0.334 ± 0.0211	- ± -	0.0668	-
s-Metolachlor oxanilic acid (Metolachlor-OA)	µg/l	0.636 ± 0.0326	- ± -	0.089	-
Chlorothalonil-4-hydroxy	µg/l	0.704 ± 0.119	- ± -	0.155	-
Chlorothalonil Metabolite R471811	µg/l	0.678 ± 0.0614	- ± -	0.102	-
Chlorothalonil Metabolite R611968	µg/l	0.332 ± 0.0236	- ± -	0.0288	-
Chlorothalonil Metabolite SYN507900	µg/l	0.383 ± 0.0238	- ± -	0.0337	-
Chlorothalonil Metabolite SYN548580	µg/l	- ± -	- ± -	-	-
Chlorothalonil Metabolite SYN548581	µg/l	- ± -	- ± -	-	-



Sample: H110A

Parameter	Unit	Assigned value ± U (k=2)	Result ± U	Criterion	Recovery [%]	z-Score
2,4,5-Trichlorophenoxyacetic acid	µg/l	0.637 ± 0.0325	- ± -	0.115	-	-
2,4-D (2,4-Dichlorophenoxyacetic acid)	µg/l	0.293 ± 0.0138	- ± -	0.041	-	-
Alachlor	µg/l	0.253 ± 0.0151	- ± -	0.0303	-	-
Alachlor-t-acid (Alachlor-OA)	µg/l	0.165 ± 0.0102	- ± -	0.0247	-	-
Alachlor-t-sulfonic acid (Alachlor-ESA)	µg/l	0.414 ± 0.023	- ± -	0.0397	-	-
AMPA	µg/l	0.436 ± 0.0433	- ± -	0.0567	-	-
Bentazone	µg/l	0.25 ± 0.00846	- ± -	0.0375	-	-
Chlorothalonil Metabolite R611965 (3-carbamyl-2,4,5-trichlorobenzoic acid)	µg/l	0.654 ± 0.0615	- ± -	0.0785	-	-
Chlorothalonil sulfonic acid (Chlorothalonil-ESA)	µg/l	0.514 ± 0.0499	- ± -	0.0875	-	-
Dicamba	µg/l	0.441 ± 0.0329	- ± -	0.0882	-	-
Dichlorprop	µg/l	0.183 ± 0.00775	- ± -	0.022	-	-
Dimethachlor Metabolite - CGA 369873	µg/l	0.292 ± 0.0126	- ± -	0.0211	-	-
Glufosinate	µg/l	0.29 ± 0.0424	- ± -	0.0987	-	-
Glyphosate	µg/l	- ± -	- ± -	-	-	-
MCPP (Mecoprop)	µg/l	0.108 ± 0.00421	- ± -	0.0141	-	-
Metazachlor	µg/l	- ± -	- ± -	-	-	-
Metazachlor ethane sulfonic acid (Metazachlor-ESA)	µg/l	0.961 ± 0.0475	- ± -	0.183	-	-
Metazachlor oxanilic acid (Metazachlor-OA)	µg/l	0.811 ± 0.101	- ± -	0.17	-	-
Metolachlor	µg/l	- ± -	- ± -	-	-	-
s-Metolachlor ethanesulfonic acid (Metolachlor-ESA)	µg/l	0.418 ± 0.0197	0.503 ± 0.101	0.0836	120	1.02
s-Metolachlor oxanilic acid (Metolachlor-OA)	µg/l	0.88 ± 0.045	0.781 ± 0.156	0.123	88.7	-0.81
Chlorothalonil-4-hydroxy	µg/l	0.139 ± 0.0117	- ± -	0.0139	-	-
Chlorothalonil Metabolite R471811	µg/l	0.381 ± 0.0261	- ± -	0.0419	-	-

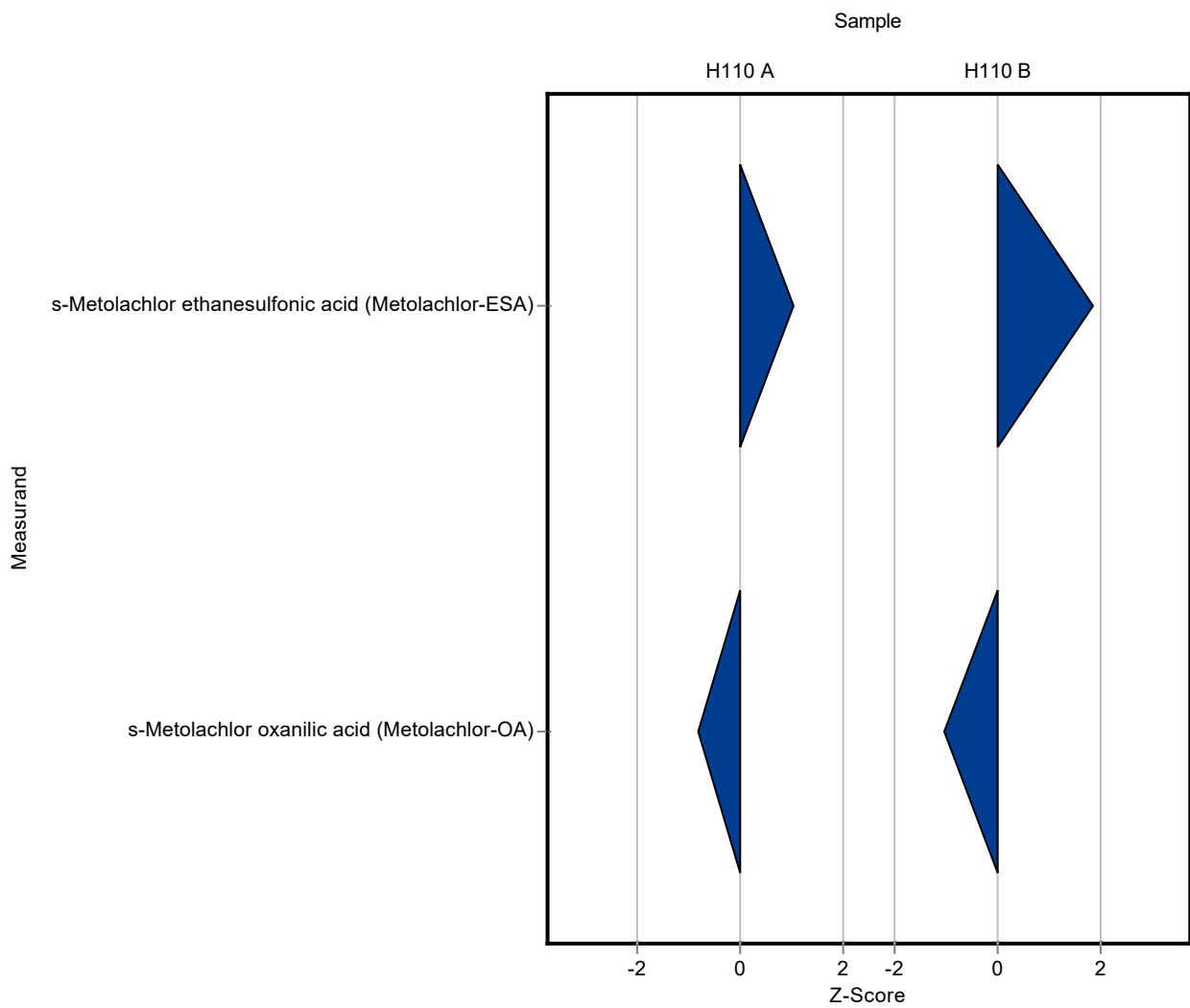
Parameter	Unit	Assigned value ± U (k=2)	Result ± U	Criterion	Recovery [%]	z-Score
Chlorothalonil Metabolite R611968	µg/l	0.505 ± 0.0334	- ± -	0.0409	-	-
Chlorothalonil Metabolite SYN507900	µg/l	0.192 ± 0.017	- ± -	0.025	-	-
Chlorothalonil Metabolite SYN548580	µg/l	- ± -	- ± -	-	-	-
Chlorothalonil Metabolite SYN548581	µg/l	- ± -	- ± -	-	-	-

Sample: H110B

Parameter	Unit	Assigned value ± U (k=2)	Result ± U	Criterion	Recovery [%]	z-Score
2,4,5-Trichlorophenoxyacetic acid	µg/l	0.121 ± 0.00822	- ± -	0.0219	-	-
2,4-D (2,4-Dichlorphenoxyaceticacid)	µg/l	0.783 ± 0.0325	- ± -	0.11	-	-
Alachlor	µg/l	0.776 ± 0.0446	- ± -	0.0931	-	-
Alachlor-t-acid (Alachlor-OA)	µg/l	0.115 ± 0.00792	- ± -	0.0172	-	-
Alachlor-t-sulfonic acid (Alachlor-ESA)	µg/l	0.216 ± 0.0151	- ± -	0.028	-	-
AMPA	µg/l	0.329 ± 0.0339	- ± -	0.0428	-	-
Bentazone	µg/l	0.498 ± 0.0158	- ± -	0.0747	-	-
Chlorothalonil Metabolite R611965 (3-carbamyl-2,4,5-trichlorobenzoic acid)	µg/l	0.253 ± 0.0187	- ± -	0.023	-	-
Chlorothalonil sulfonic acid (Chlorothalonil-ESA)	µg/l	0.186 ± 0.0187	- ± -	0.0334	-	-
Dicamba	µg/l	0.487 ± 0.0444	- ± -	0.0973	-	-
Dichlorprop	µg/l	0.192 ± 0.00877	- ± -	0.023	-	-
Dimethachlor Metabolite - CGA 369873	µg/l	0.115 ± 0.0103	- ± -	0.0195	-	-
Glufosinate	µg/l	0.127 ± 0.0221	- ± -	0.0432	-	-
Glyphosate	µg/l	0.713 ± 0.069	- ± -	0.143	-	-
MCPP (Mecoprop)	µg/l	0.449 ± 0.016	- ± -	0.0584	-	-
Metazachlor	µg/l	0.222 ± 0.0101	- ± -	0.0266	-	-
Metazachlor ethane sulfonic acid (Metazachlor-ESA)	µg/l	0.177 ± 0.0116	- ± -	0.0337	-	-
Metazachlor oxanilic acid	µg/l	0.313 ± 0.0285	- ± -	0.0658	-	-

Parameter	Unit	Assigned value ± U (k=2)	Result ± U	Criterion Recovery [%]	z-Score
(Metazachlor-OA)					
Metolachlor	µg/l	0.268 ± 0.0145	- ± -	0.0402	-
s-Metolachlor ethanesulfonic acid (Metolachlor-ESA)	µg/l	0.334 ± 0.0211	0.458 ± 0.092	0.0668	137
s-Metolachlor oxanilic acid (Metolachlor-OA)	µg/l	0.636 ± 0.0326	0.545 ± 0.109	0.089	85.7
Chlorothalonil-4-hydroxy	µg/l	0.704 ± 0.119	- ± -	0.155	-
Chlorothalonil Metabolite R471811	µg/l	0.678 ± 0.0614	- ± -	0.102	-
Chlorothalonil Metabolite R611968	µg/l	0.332 ± 0.0236	- ± -	0.0288	-
Chlorothalonil Metabolite SYN507900	µg/l	0.383 ± 0.0238	- ± -	0.0337	-
Chlorothalonil Metabolite SYN548580	µg/l	- ± -	- ± -	-	-
Chlorothalonil Metabolite SYN548581	µg/l	- ± -	- ± -	-	-





Sample: H110A

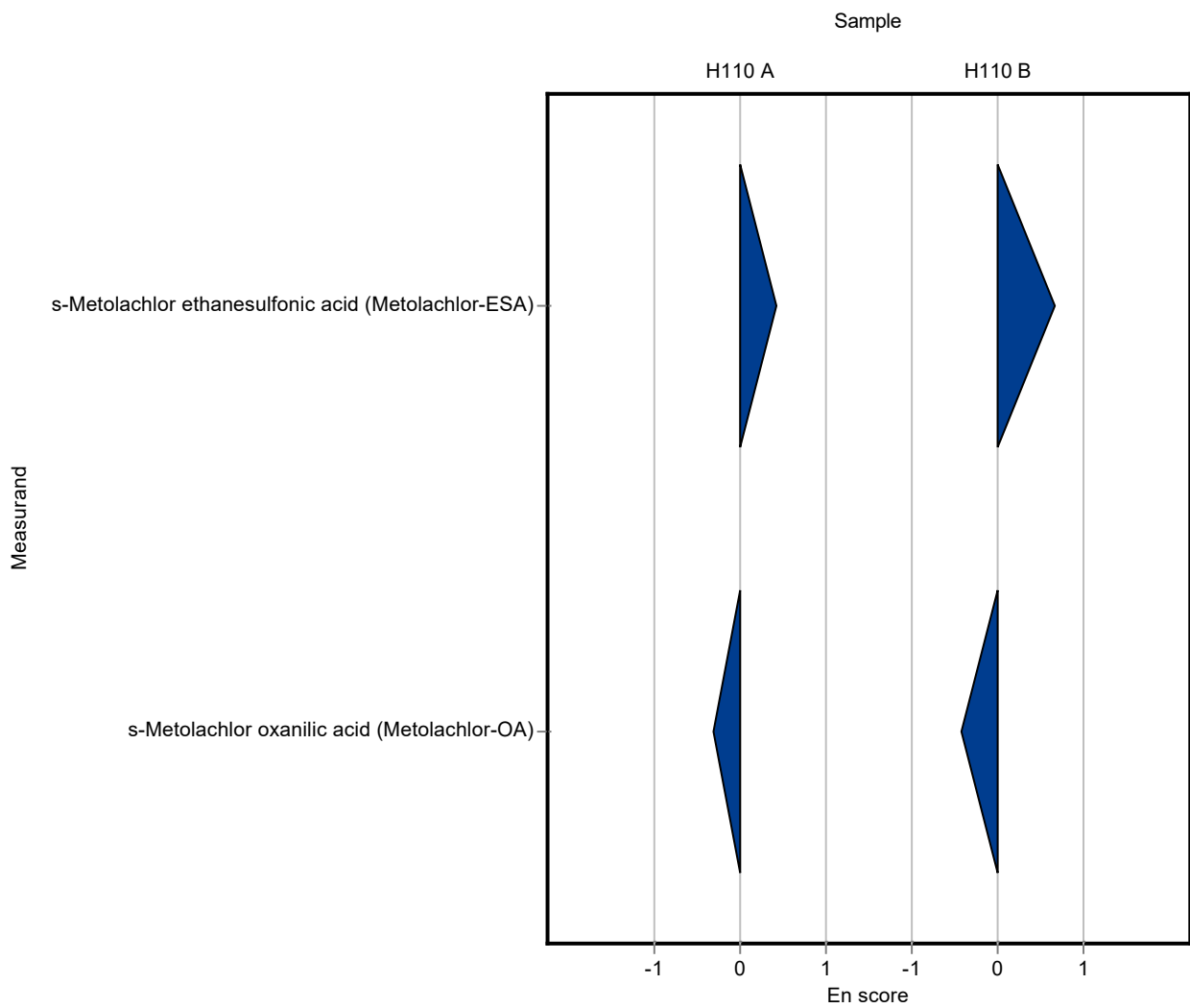
Parameter	Unit	Assigned value ± U (k=2)	Result ± U	Criterion	Recovery [%]	En-Score
2,4,5-Trichlorophenoxyacetic acid	µg/l	0.637 ± 0.0325	- ± -	0.115	-	-
2,4-D (2,4-Dichlorphenoxyaceticacid)	µg/l	0.293 ± 0.0138	- ± -	0.041	-	-
Alachlor	µg/l	0.253 ± 0.0151	- ± -	0.0303	-	-
Alachlor-t-acid (Alachlor-OA)	µg/l	0.165 ± 0.0102	- ± -	0.0247	-	-
Alachlor-t-sulfonic acid (Alachlor-ESA)	µg/l	0.414 ± 0.023	- ± -	0.0397	-	-
AMPA	µg/l	0.436 ± 0.0433	- ± -	0.0567	-	-
Bentazone	µg/l	0.25 ± 0.00846	- ± -	0.0375	-	-
Chlorothalonil Metabolite R611965 (3-carbamyl-2,4,5-trichlorobenzoic acid)	µg/l	0.654 ± 0.0615	- ± -	0.0785	-	-
Chlorothalonil sulfonic acid (Chlorothalonil-ESA)	µg/l	0.514 ± 0.0499	- ± -	0.0875	-	-
Dicamba	µg/l	0.441 ± 0.0329	- ± -	0.0882	-	-
Dichlorprop	µg/l	0.183 ± 0.00775	- ± -	0.022	-	-
Dimethachlor Metabolite - CGA 369873	µg/l	0.292 ± 0.0126	- ± -	0.0211	-	-
Glufosinate	µg/l	0.29 ± 0.0424	- ± -	0.0987	-	-
Glyphosate	µg/l	- ± -	- ± -	-	-	-
MCPP (Mecoprop)	µg/l	0.108 ± 0.00421	- ± -	0.0141	-	-
Metazachlor	µg/l	- ± -	- ± -	-	-	-
Metazachlor ethane sulfonic acid (Metazachlor-ESA)	µg/l	0.961 ± 0.0475	- ± -	0.183	-	-
Metazachlor oxanilic acid (Metazachlor-OA)	µg/l	0.811 ± 0.101	- ± -	0.17	-	-
Metolachlor	µg/l	- ± -	- ± -	-	-	-
s-Metolachlor ethanesulfonic acid (Metolachlor-ESA)	µg/l	0.418 ± 0.0197	0.503 ± 0.101	0.0836	120	0.42
s-Metolachlor oxanilic acid (Metolachlor-OA)	µg/l	0.88 ± 0.045	0.781 ± 0.156	0.123	88.7	-0.32
Chlorothalonil-4-hydroxy	µg/l	0.139 ± 0.0117	- ± -	0.0139	-	-
Chlorothalonil Metabolite R471811	µg/l	0.381 ± 0.0261	- ± -	0.0419	-	-

Parameter	Unit	Assigned value ± U (k=2)	Result ± U	Criterion	Recovery [%]	En-Score
Chlorothalonil Metabolite R611968	µg/l	0.505 ± 0.0334	- ± -	0.0409	-	-
Chlorothalonil Metabolite SYN507900	µg/l	0.192 ± 0.017	- ± -	0.025	-	-
Chlorothalonil Metabolite SYN548580	µg/l	- ± -	- ± -	-	-	-
Chlorothalonil Metabolite SYN548581	µg/l	- ± -	- ± -	-	-	-

Sample: H110B

Parameter	Unit	Assigned value ± U (k=2)	Result ± U	Criterion	Recovery [%]	En-Score
2,4,5-Trichlorophenoxyacetic acid	µg/l	0.121 ± 0.00822	- ± -	0.0219	-	-
2,4-D (2,4-Dichlorphenoxyaceticacid)	µg/l	0.783 ± 0.0325	- ± -	0.11	-	-
Alachlor	µg/l	0.776 ± 0.0446	- ± -	0.0931	-	-
Alachlor-t-acid (Alachlor-OA)	µg/l	0.115 ± 0.00792	- ± -	0.0172	-	-
Alachlor-t-sulfonic acid (Alachlor-ESA)	µg/l	0.216 ± 0.0151	- ± -	0.028	-	-
AMPA	µg/l	0.329 ± 0.0339	- ± -	0.0428	-	-
Bentazone	µg/l	0.498 ± 0.0158	- ± -	0.0747	-	-
Chlorothalonil Metabolite R611965 (3-carbamyl-2,4,5-trichlorobenzoic acid)	µg/l	0.253 ± 0.0187	- ± -	0.023	-	-
Chlorothalonil sulfonic acid (Chlorothalonil-ESA)	µg/l	0.186 ± 0.0187	- ± -	0.0334	-	-
Dicamba	µg/l	0.487 ± 0.0444	- ± -	0.0973	-	-
Dichlorprop	µg/l	0.192 ± 0.00877	- ± -	0.023	-	-
Dimethachlor Metabolite - CGA 369873	µg/l	0.115 ± 0.0103	- ± -	0.0195	-	-
Glufosinate	µg/l	0.127 ± 0.0221	- ± -	0.0432	-	-
Glyphosate	µg/l	0.713 ± 0.069	- ± -	0.143	-	-
MCPP (Mecoprop)	µg/l	0.449 ± 0.016	- ± -	0.0584	-	-
Metazachlor	µg/l	0.222 ± 0.0101	- ± -	0.0266	-	-
Metazachlor ethane sulfonic acid (Metazachlor-ESA)	µg/l	0.177 ± 0.0116	- ± -	0.0337	-	-
Metazachlor oxanilic acid	µg/l	0.313 ± 0.0285	- ± -	0.0658	-	-

Parameter	Unit	Assigned value ± U (k=2)	Result ± U	Criterion	Recovery [%]	En-Score
(Metazachlor-OA)						
Metolachlor	µg/l	0.268 ± 0.0145	- ± -	0.0402	-	-
s-Metolachlor ethanesulfonic acid (Metolachlor-ESA)	µg/l	0.334 ± 0.0211	0.458 ± 0.092	0.0668	137	0.67
s-Metolachlor oxanilic acid (Metolachlor-OA)	µg/l	0.636 ± 0.0326	0.545 ± 0.109	0.089	85.7	-0.41
Chlorothalonil-4-hydroxy	µg/l	0.704 ± 0.119	- ± -	0.155	-	-
Chlorothalonil Metabolite R471811	µg/l	0.678 ± 0.0614	- ± -	0.102	-	-
Chlorothalonil Metabolite R611968	µg/l	0.332 ± 0.0236	- ± -	0.0288	-	-
Chlorothalonil Metabolite SYN507900	µg/l	0.383 ± 0.0238	- ± -	0.0337	-	-
Chlorothalonil Metabolite SYN548580	µg/l	- ± -	- ± -	-	-	-
Chlorothalonil Metabolite SYN548581	µg/l	- ± -	- ± -	-	-	-



Sample: H110A

Parameter	Unit	Assigned value ± U (k=2)	Result ± U	Criterion	Recovery [%]	z-Score
2,4,5-Trichlorophenoxyacetic acid	µg/l	0.637 ± 0.0325	1.03 ± 0.45	0.115	162	3.43
2,4-D (2,4-Dichlorophenoxyacetic acid)	µg/l	0.293 ± 0.0138	0.61 ± 0.27	0.041	208	7.72
Alachlor	µg/l	0.253 ± 0.0151	0.62 ± 0.27	0.0303	246	12.10
Alachlor-t-acid (Alachlor-OA)	µg/l	0.165 ± 0.0102	- ± -	0.0247	-	-
Alachlor-t-sulfonic acid (Alachlor-ESA)	µg/l	0.414 ± 0.023	- ± -	0.0397	-	-
AMPA	µg/l	0.436 ± 0.0433	0.33 ± 0.15	0.0567	75.6	-1.87
Bentazone	µg/l	0.25 ± 0.00846	0.57 ± 0.25	0.0375	228	8.52
Chlorothalonil Metabolite R611965 (3-carbamyl-2,4,5-trichlorobenzoic acid)	µg/l	0.654 ± 0.0615	- ± -	0.0785	-	-
Chlorothalonil sulfonic acid (Chlorothalonil-ESA)	µg/l	0.514 ± 0.0499	- ± -	0.0875	-	-
Dicamba	µg/l	0.441 ± 0.0329	- ± -	0.0882	-	-
Dichlorprop	µg/l	0.183 ± 0.00775	- ± -	0.022	-	-
Dimethachlor Metabolite - CGA 369873	µg/l	0.292 ± 0.0126	- ± -	0.0211	-	-
Glufosinate	µg/l	0.29 ± 0.0424	0.31 ± 0.14	0.0987	107	0.20
Glyphosate	µg/l	- ± -	<0.02 (LOQ) ± -	-	-	-
MCPP (Mecoprop)	µg/l	0.108 ± 0.00421	0.16 ± 0.07	0.0141	148	3.67
Metazachlor	µg/l	- ± -	<0.01 (LOQ) ± -	-	-	-
Metazachlor ethane sulfonic acid (Metazachlor-ESA)	µg/l	0.961 ± 0.0475	- ± -	0.183	-	-
Metazachlor oxanilic acid (Metazachlor-OA)	µg/l	0.811 ± 0.101	- ± -	0.17	-	-
Metolachlor	µg/l	- ± -	<0.01 (LOQ) ± -	-	-	-
s-Metolachlor ethanesulfonic acid (Metolachlor-ESA)	µg/l	0.418 ± 0.0197	0.83 ± 0.37	0.0836	199	4.93
s-Metolachlor oxanilic acid (Metolachlor-OA)	µg/l	0.88 ± 0.045	- ± -	0.123	-	-
Chlorothalonil-4-hydroxy	µg/l	0.139 ± 0.0117	- ± -	0.0139	-	-
Chlorothalonil Metabolite R471811	µg/l	0.381 ± 0.0261	- ± -	0.0419	-	-

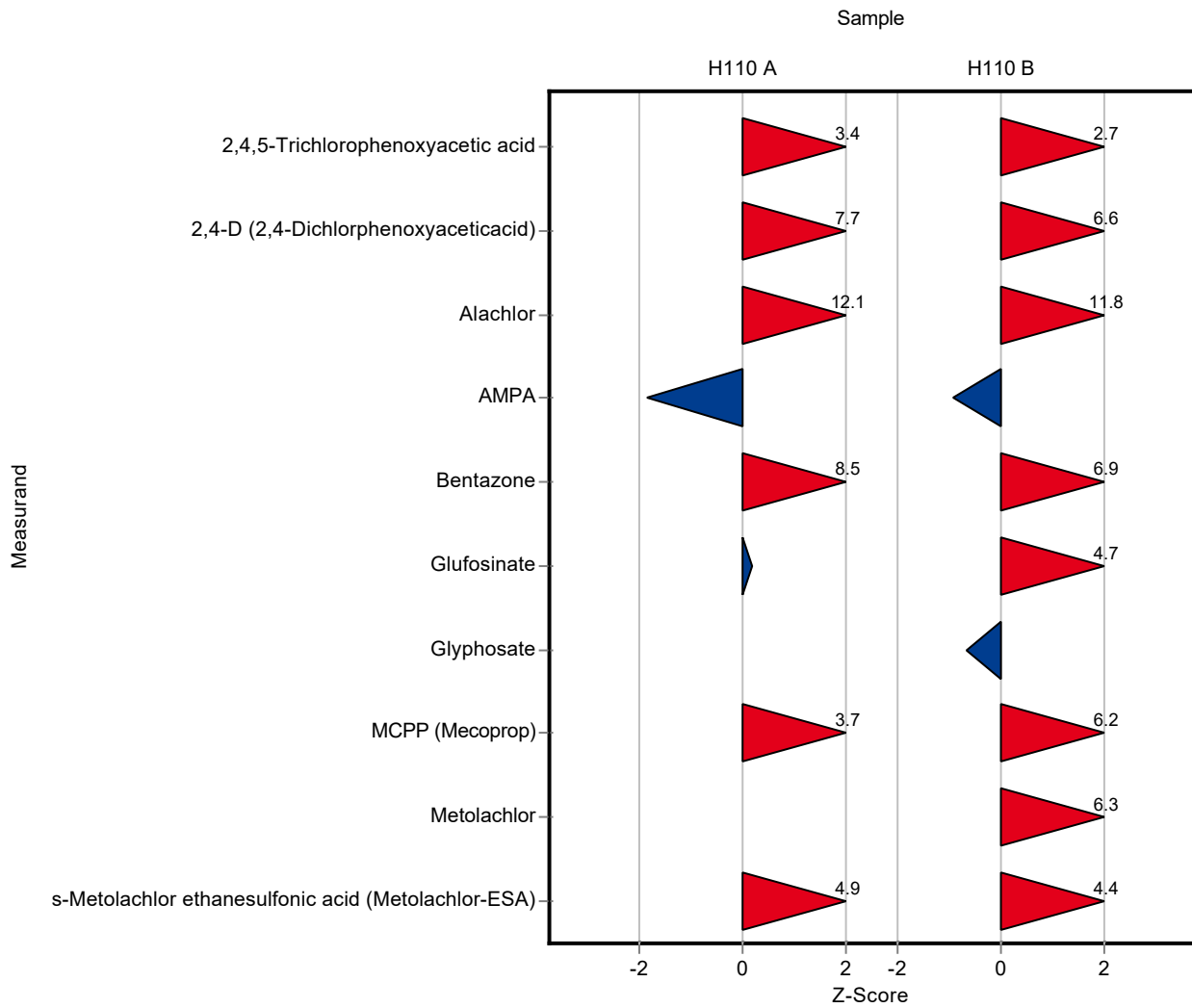
Parameter	Unit	Assigned value ± U (k=2)	Result ± U	Criterion	Recovery [%]	z-Score
Chlorothalonil Metabolite R611968	µg/l	0.505 ± 0.0334	- ± -	0.0409	-	-
Chlorothalonil Metabolite SYN507900	µg/l	0.192 ± 0.017	- ± -	0.025	-	-
Chlorothalonil Metabolite SYN548580	µg/l	- ± -	- ± -	-	-	-
Chlorothalonil Metabolite SYN548581	µg/l	- ± -	- ± -	-	-	-

Sample: H110B

Parameter	Unit	Assigned value ± U (k=2)	Result ± U	Criterion	Recovery [%]	z-Score
2,4,5-Trichlorophenoxyacetic acid	µg/l	0.121 ± 0.00822	0.18 ± 0.08	0.0219	148	2.68
2,4-D (2,4-Dichlorphenoxyaceticacid)	µg/l	0.783 ± 0.0325	1.51 ± 0.66	0.11	193	6.64
Alachlor	µg/l	0.776 ± 0.0446	1.87 ± 0.82	0.0931	241	11.80
Alachlor-t-acid (Alachlor-OA)	µg/l	0.115 ± 0.00792	- ± -	0.0172	-	-
Alachlor-t-sulfonic acid (Alachlor-ESA)	µg/l	0.216 ± 0.0151	- ± -	0.028	-	-
AMPA	µg/l	0.329 ± 0.0339	0.29 ± 0.13	0.0428	88.2	-0.91
Bentazone	µg/l	0.498 ± 0.0158	1.01 ± 0.44	0.0747	203	6.86
Chlorothalonil Metabolite R611965 (3-carbamyl-2,4,5-trichlorobenzoic acid)	µg/l	0.253 ± 0.0187	- ± -	0.023	-	-
Chlorothalonil sulfonic acid (Chlorothalonil-ESA)	µg/l	0.186 ± 0.0187	- ± -	0.0334	-	-
Dicamba	µg/l	0.487 ± 0.0444	- ± -	0.0973	-	-
Dichlorprop	µg/l	0.192 ± 0.00877	- ± -	0.023	-	-
Dimethachlor Metabolite - CGA 369873	µg/l	0.115 ± 0.0103	- ± -	0.0195	-	-
Glufosinate	µg/l	0.127 ± 0.0221	0.33 ± 0.14	0.0432	259	4.69
Glyphosate	µg/l	0.713 ± 0.069	0.62 ± 0.27	0.143	87	-0.65
MCPP (Mecoprop)	µg/l	0.449 ± 0.016	0.81 ± 0.36	0.0584	180	6.18
Metazachlor	µg/l	0.222 ± 0.0101	- ± -	0.0266	-	-
Metazachlor ethane sulfonic acid (Metazachlor-ESA)	µg/l	0.177 ± 0.0116	- ± -	0.0337	-	-
Metazachlor oxanilic acid	µg/l	0.313 ± 0.0285	- ± -	0.0658	-	-

Parameter	Unit	Assigned value ± U (k=2)	Result ± U	Criterion	Recovery [%]	z-Score
(Metazachlor-OA)						
Metolachlor	µg/l	0.268 ± 0.0145	0.52 ± 0.23	0.0402	194	6.27
s-Metolachlor ethanesulfonic acid (Metolachlor-ESA)	µg/l	0.334 ± 0.0211	0.63 ± 0.28	0.0668	189	4.43
s-Metolachlor oxanilic acid (Metolachlor-OA)	µg/l	0.636 ± 0.0326	- ± -	0.089	-	-
Chlorothalonil-4-hydroxy	µg/l	0.704 ± 0.119	- ± -	0.155	-	-
Chlorothalonil Metabolite R471811	µg/l	0.678 ± 0.0614	- ± -	0.102	-	-
Chlorothalonil Metabolite R611968	µg/l	0.332 ± 0.0236	- ± -	0.0288	-	-
Chlorothalonil Metabolite SYN507900	µg/l	0.383 ± 0.0238	- ± -	0.0337	-	-
Chlorothalonil Metabolite SYN548580	µg/l	- ± -	- ± -	-	-	-
Chlorothalonil Metabolite SYN548581	µg/l	- ± -	- ± -	-	-	-





Sample: H110A

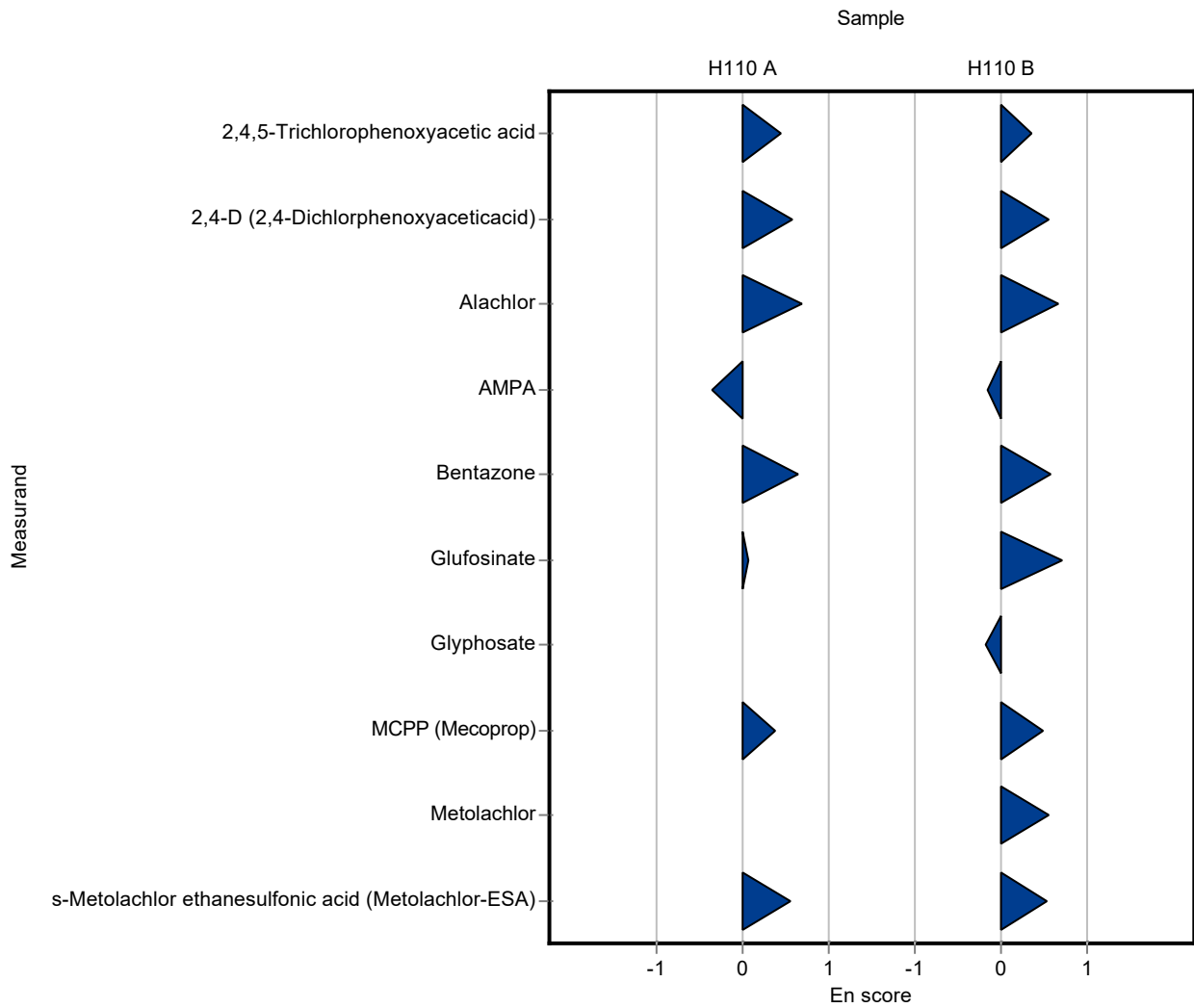
Parameter	Unit	Assigned value ± U (k=2)	Result ± U	Criterion	Recovery [%]	En-Score
2,4,5-Trichlorophenoxyacetic acid	µg/l	0.637 ± 0.0325	1.03 ± 0.45	0.115	162	0.44
2,4-D (2,4-Dichlorphenoxyaceticacid)	µg/l	0.293 ± 0.0138	0.61 ± 0.27	0.041	208	0.59
Alachlor	µg/l	0.253 ± 0.0151	0.62 ± 0.27	0.0303	246	0.68
Alachlor-t-acid (Alachlor-OA)	µg/l	0.165 ± 0.0102	- ± -	0.0247	-	-
Alachlor-t-sulfonic acid (Alachlor-ESA)	µg/l	0.414 ± 0.023	- ± -	0.0397	-	-
AMPA	µg/l	0.436 ± 0.0433	0.33 ± 0.15	0.0567	75.6	-0.35
Bentazone	µg/l	0.25 ± 0.00846	0.57 ± 0.25	0.0375	228	0.64
Chlorothalonil Metabolite R611965 (3-carbamyl-2,4,5-trichlorobenzoic acid)	µg/l	0.654 ± 0.0615	- ± -	0.0785	-	-
Chlorothalonil sulfonic acid (Chlorothalonil-ESA)	µg/l	0.514 ± 0.0499	- ± -	0.0875	-	-
Dicamba	µg/l	0.441 ± 0.0329	- ± -	0.0882	-	-
Dichlorprop	µg/l	0.183 ± 0.00775	- ± -	0.022	-	-
Dimethachlor Metabolite - CGA 369873	µg/l	0.292 ± 0.0126	- ± -	0.0211	-	-
Glufosinate	µg/l	0.29 ± 0.0424	0.31 ± 0.14	0.0987	107	0.07
Glyphosate	µg/l	- ± -	<0.02 (LOQ) ± -	-	-	-
MCPP (Mecoprop)	µg/l	0.108 ± 0.00421	0.16 ± 0.07	0.0141	148	0.37
Metazachlor	µg/l	- ± -	<0.01 (LOQ) ± -	-	-	-
Metazachlor ethane sulfonic acid (Metazachlor-ESA)	µg/l	0.961 ± 0.0475	- ± -	0.183	-	-
Metazachlor oxanilic acid (Metazachlor-OA)	µg/l	0.811 ± 0.101	- ± -	0.17	-	-
Metolachlor	µg/l	- ± -	<0.01 (LOQ) ± -	-	-	-
s-Metolachlor ethanesulfonic acid (Metolachlor-ESA)	µg/l	0.418 ± 0.0197	0.83 ± 0.37	0.0836	199	0.56
s-Metolachlor oxanilic acid (Metolachlor-OA)	µg/l	0.88 ± 0.045	- ± -	0.123	-	-
Chlorothalonil-4-hydroxy	µg/l	0.139 ± 0.0117	- ± -	0.0139	-	-
Chlorothalonil Metabolite R471811	µg/l	0.381 ± 0.0261	- ± -	0.0419	-	-

Parameter	Unit	Assigned value ± U (k=2)	Result ± U	Criterion	Recovery [%]	En-Score
Chlorothalonil Metabolite R611968	µg/l	0.505 ± 0.0334	- ± -	0.0409	-	-
Chlorothalonil Metabolite SYN507900	µg/l	0.192 ± 0.017	- ± -	0.025	-	-
Chlorothalonil Metabolite SYN548580	µg/l	- ± -	- ± -	-	-	-
Chlorothalonil Metabolite SYN548581	µg/l	- ± -	- ± -	-	-	-

Sample: H110B

Parameter	Unit	Assigned value ± U (k=2)	Result ± U	Criterion	Recovery [%]	En-Score
2,4,5-Trichlorophenoxyacetic acid	µg/l	0.121 ± 0.00822	0.18 ± 0.08	0.0219	148	0.37
2,4-D (2,4-Dichlorphenoxyaceticacid)	µg/l	0.783 ± 0.0325	1.51 ± 0.66	0.11	193	0.55
Alachlor	µg/l	0.776 ± 0.0446	1.87 ± 0.82	0.0931	241	0.67
Alachlor-t-acid (Alachlor-OA)	µg/l	0.115 ± 0.00792	- ± -	0.0172	-	-
Alachlor-t-sulfonic acid (Alachlor-ESA)	µg/l	0.216 ± 0.0151	- ± -	0.028	-	-
AMPA	µg/l	0.329 ± 0.0339	0.29 ± 0.13	0.0428	88.2	-0.15
Bentazone	µg/l	0.498 ± 0.0158	1.01 ± 0.44	0.0747	203	0.58
Chlorothalonil Metabolite R611965 (3-carbamyl-2,4,5-trichlorobenzoic acid)	µg/l	0.253 ± 0.0187	- ± -	0.023	-	-
Chlorothalonil sulfonic acid (Chlorothalonil-ESA)	µg/l	0.186 ± 0.0187	- ± -	0.0334	-	-
Dicamba	µg/l	0.487 ± 0.0444	- ± -	0.0973	-	-
Dichlorprop	µg/l	0.192 ± 0.00877	- ± -	0.023	-	-
Dimethachlor Metabolite - CGA 369873	µg/l	0.115 ± 0.0103	- ± -	0.0195	-	-
Glufosinate	µg/l	0.127 ± 0.0221	0.33 ± 0.14	0.0432	259	0.72
Glyphosate	µg/l	0.713 ± 0.069	0.62 ± 0.27	0.143	87	-0.17
MCPP (Mecoprop)	µg/l	0.449 ± 0.016	0.81 ± 0.36	0.0584	180	0.50
Metazachlor	µg/l	0.222 ± 0.0101	- ± -	0.0266	-	-
Metazachlor ethane sulfonic acid (Metazachlor-ESA)	µg/l	0.177 ± 0.0116	- ± -	0.0337	-	-
Metazachlor oxanilic acid	µg/l	0.313 ± 0.0285	- ± -	0.0658	-	-

Parameter	Unit	Assigned value ± U (k=2)	Result ± U	Criterion	Recovery [%]	En-Score
(Metazachlor-OA)						
Metolachlor	µg/l	0.268 ± 0.0145	0.52 ± 0.23	0.0402	194	0.55
s-Metolachlor ethanesulfonic acid (Metolachlor-ESA)	µg/l	0.334 ± 0.0211	0.63 ± 0.28	0.0668	189	0.53
s-Metolachlor oxanilic acid (Metolachlor-OA)	µg/l	0.636 ± 0.0326	- ± -	0.089	-	-
Chlorothalonil-4-hydroxy	µg/l	0.704 ± 0.119	- ± -	0.155	-	-
Chlorothalonil Metabolite R471811	µg/l	0.678 ± 0.0614	- ± -	0.102	-	-
Chlorothalonil Metabolite R611968	µg/l	0.332 ± 0.0236	- ± -	0.0288	-	-
Chlorothalonil Metabolite SYN507900	µg/l	0.383 ± 0.0238	- ± -	0.0337	-	-
Chlorothalonil Metabolite SYN548580	µg/l	- ± -	- ± -	-	-	-
Chlorothalonil Metabolite SYN548581	µg/l	- ± -	- ± -	-	-	-



Sample: H110A

Parameter	Unit	Assigned value ± U (k=2)	Result ± U	Criterion	Recovery [%]	z-Score
2,4,5-Trichlorophenoxyacetic acid	µg/l	0.637 ± 0.0325	0.634 ± 0.19	0.115	99.5	-0.03
2,4-D (2,4-Dichlorophenoxyacetic acid)	µg/l	0.293 ± 0.0138	0.277 ± 0.083	0.041	94.5	-0.39
Alachlor	µg/l	0.253 ± 0.0151	0.224 ± 0.067	0.0303	88.7	-0.94
Alachlor-t-acid (Alachlor-OA)	µg/l	0.165 ± 0.0102	0.122 ± 0.037	0.0247	74.1	-1.72
Alachlor-t-sulfonic acid (Alachlor-ESA)	µg/l	0.414 ± 0.023	0.399 ± 0.12	0.0397	96.4	-0.38
AMPA	µg/l	0.436 ± 0.0433	- ± -	0.0567	-	-
Bentazone	µg/l	0.25 ± 0.00846	0.21 ± 0.063	0.0375	83.9	-1.07
Chlorothalonil Metabolite R611965 (3-carbamyl-2,4,5-trichlorobenzoic acid)	µg/l	0.654 ± 0.0615	0.579 ± 0.174	0.0785	88.5	-0.96
Chlorothalonil sulfonic acid (Chlorothalonil-ESA)	µg/l	0.514 ± 0.0499	0.453 ± 0.136	0.0875	88.1	-0.70
Dicamba	µg/l	0.441 ± 0.0329	0.436 ± 0.131	0.0882	98.9	-0.06
Dichlorprop	µg/l	0.183 ± 0.00775	0.146 ± 0.044	0.022	79.7	-1.69
Dimethachlor Metabolite - CGA 369873	µg/l	0.292 ± 0.0126	0.276 ± 0.083	0.0211	94.4	-0.78
Glufosinate	µg/l	0.29 ± 0.0424	- ± -	0.0987	-	-
Glyphosate	µg/l	- ± -	- ± -	-	-	-
MCPP (Mecoprop)	µg/l	0.108 ± 0.00421	0.103 ± 0.031	0.0141	95.1	-0.38
Metazachlor	µg/l	- ± -	<0.01 (LOQ) ± -	-	-	-
Metazachlor ethane sulfonic acid (Metazachlor-ESA)	µg/l	0.961 ± 0.0475	1.01 ± 0.304	0.183	105	0.27
Metazachlor oxanilic acid (Metazachlor-OA)	µg/l	0.811 ± 0.101	0.551 ± 0.165	0.17	68	-1.53
Metolachlor	µg/l	- ± -	<0.01 (LOQ) ± -	-	-	-
s-Metolachlor ethanesulfonic acid (Metolachlor-ESA)	µg/l	0.418 ± 0.0197	0.425 ± 0.127	0.0836	102	0.09
s-Metolachlor oxanilic acid (Metolachlor-OA)	µg/l	0.88 ± 0.045	0.717 ± 0.215	0.123	81.4	-1.33
Chlorothalonil-4-hydroxy	µg/l	0.139 ± 0.0117	0.113 ± 0.034	0.0139	81.2	-1.88
Chlorothalonil Metabolite R471811	µg/l	0.381 ± 0.0261	0.325 ± 0.098	0.0419	85.3	-1.34

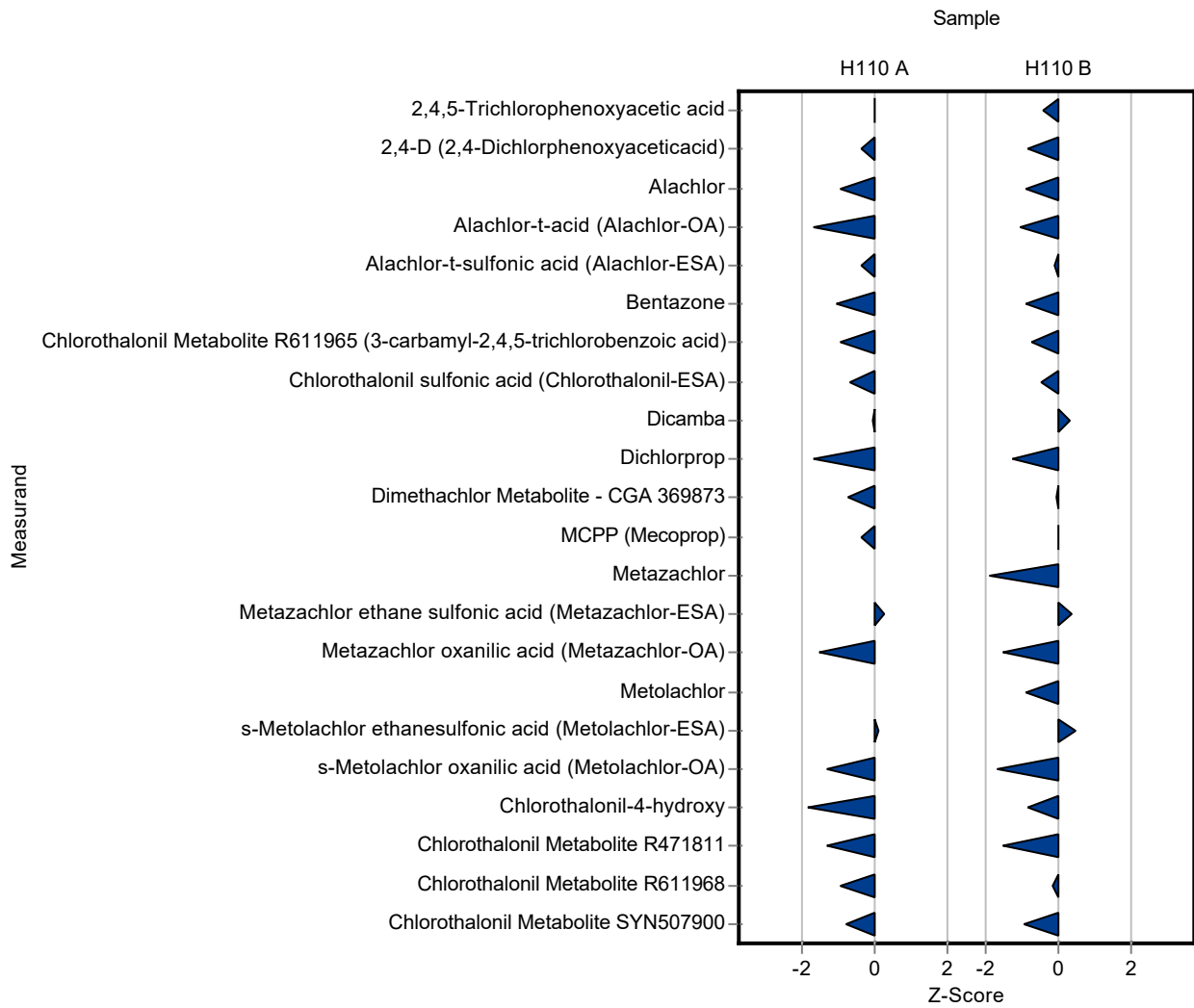
Parameter	Unit	Assigned value ± U (k=2)	Result ± U	Criterion	Recovery [%]	z-Score
Chlorothalonil Metabolite R611968	µg/l	0.505 ± 0.0334	0.465 ± 0.139	0.0409	92.1	-0.97
Chlorothalonil Metabolite SYN507900	µg/l	0.192 ± 0.017	0.172 ± 0.052	0.025	89.6	-0.80
Chlorothalonil Metabolite SYN548580	µg/l	- ± -	- ± -	-	-	-
Chlorothalonil Metabolite SYN548581	µg/l	- ± -	0.551 ± 0.165	-	-	-

Sample: H110B

Parameter	Unit	Assigned value ± U (k=2)	Result ± U	Criterion	Recovery [%]	z-Score
2,4,5-Trichlorophenoxyacetic acid	µg/l	0.121 ± 0.00822	0.113 ± 0.034	0.0219	93.1	-0.39
2,4-D (2,4-Dichlorphenoxyaceticacid)	µg/l	0.783 ± 0.0325	0.691 ± 0.207	0.11	88.3	-0.84
Alachlor	µg/l	0.776 ± 0.0446	0.696 ± 0.209	0.0931	89.7	-0.86
Alachlor-t-acid (Alachlor-OA)	µg/l	0.115 ± 0.00792	0.097 ± 0.029	0.0172	84.4	-1.04
Alachlor-t-sulfonic acid (Alachlor-ESA)	µg/l	0.216 ± 0.0151	0.213 ± 0.064	0.028	98.8	-0.09
AMPA	µg/l	0.329 ± 0.0339	- ± -	0.0428	-	-
Bentazone	µg/l	0.498 ± 0.0158	0.434 ± 0.13	0.0747	87.2	-0.86
Chlorothalonil Metabolite R611965 (3-carbamyl-2,4,5-trichlorobenzoic acid)	µg/l	0.253 ± 0.0187	0.236 ± 0.071	0.023	93.4	-0.72
Chlorothalonil sulfonic acid (Chlorothalonil-ESA)	µg/l	0.186 ± 0.0187	0.171 ± 0.051	0.0334	92.1	-0.44
Dicamba	µg/l	0.487 ± 0.0444	0.52 ± 0.156	0.0973	107	0.34
Dichlorprop	µg/l	0.192 ± 0.00877	0.163 ± 0.049	0.023	85	-1.25
Dimethachlor Metabolite - CGA 369873	µg/l	0.115 ± 0.0103	0.114 ± 0.034	0.0195	99.4	-0.03
Glufosinate	µg/l	0.127 ± 0.0221	- ± -	0.0432	-	-
Glyphosate	µg/l	0.713 ± 0.069	- ± -	0.143	-	-
MCPP (Mecoprop)	µg/l	0.449 ± 0.016	0.45 ± 0.135	0.0584	100	0.02
Metazachlor	µg/l	0.222 ± 0.0101	0.172 ± 0.052	0.0266	77.5	-1.88
Metazachlor ethane sulfonic acid (Metazachlor-ESA)	µg/l	0.177 ± 0.0116	0.191 ± 0.057	0.0337	108	0.41
Metazachlor oxanilic acid	µg/l	0.313 ± 0.0285	0.216 ± 0.065	0.0658	68.9	-1.48

Parameter	Unit	Assigned value ± U (k=2)	Result ± U	Criterion	Recovery [%]	z-Score
(Metazachlor-OA)						
Metolachlor	µg/l	0.268 ± 0.0145	0.233 ± 0.07	0.0402	87	-0.87
s-Metolachlor ethanesulfonic acid (Metolachlor-ESA)	µg/l	0.334 ± 0.0211	0.366 ± 0.11	0.0668	110	0.48
s-Metolachlor oxanilic acid (Metolachlor-OA)	µg/l	0.636 ± 0.0326	0.489 ± 0.147	0.089	76.9	-1.65
Chlorothalonil-4-hydroxy	µg/l	0.704 ± 0.119	0.575 ± 0.173	0.155	81.7	-0.83
Chlorothalonil Metabolite R471811	µg/l	0.678 ± 0.0614	0.524 ± 0.157	0.102	77.3	-1.52
Chlorothalonil Metabolite R611968	µg/l	0.332 ± 0.0236	0.327 ± 0.098	0.0288	98.6	-0.16
Chlorothalonil Metabolite SYN507900	µg/l	0.383 ± 0.0238	0.351 ± 0.105	0.0337	91.8	-0.94
Chlorothalonil Metabolite SYN548580	µg/l	- ± -	- ± -	-	-	-
Chlorothalonil Metabolite SYN548581	µg/l	- ± -	0.387 ± 0.116	-	-	-





Sample: H110A

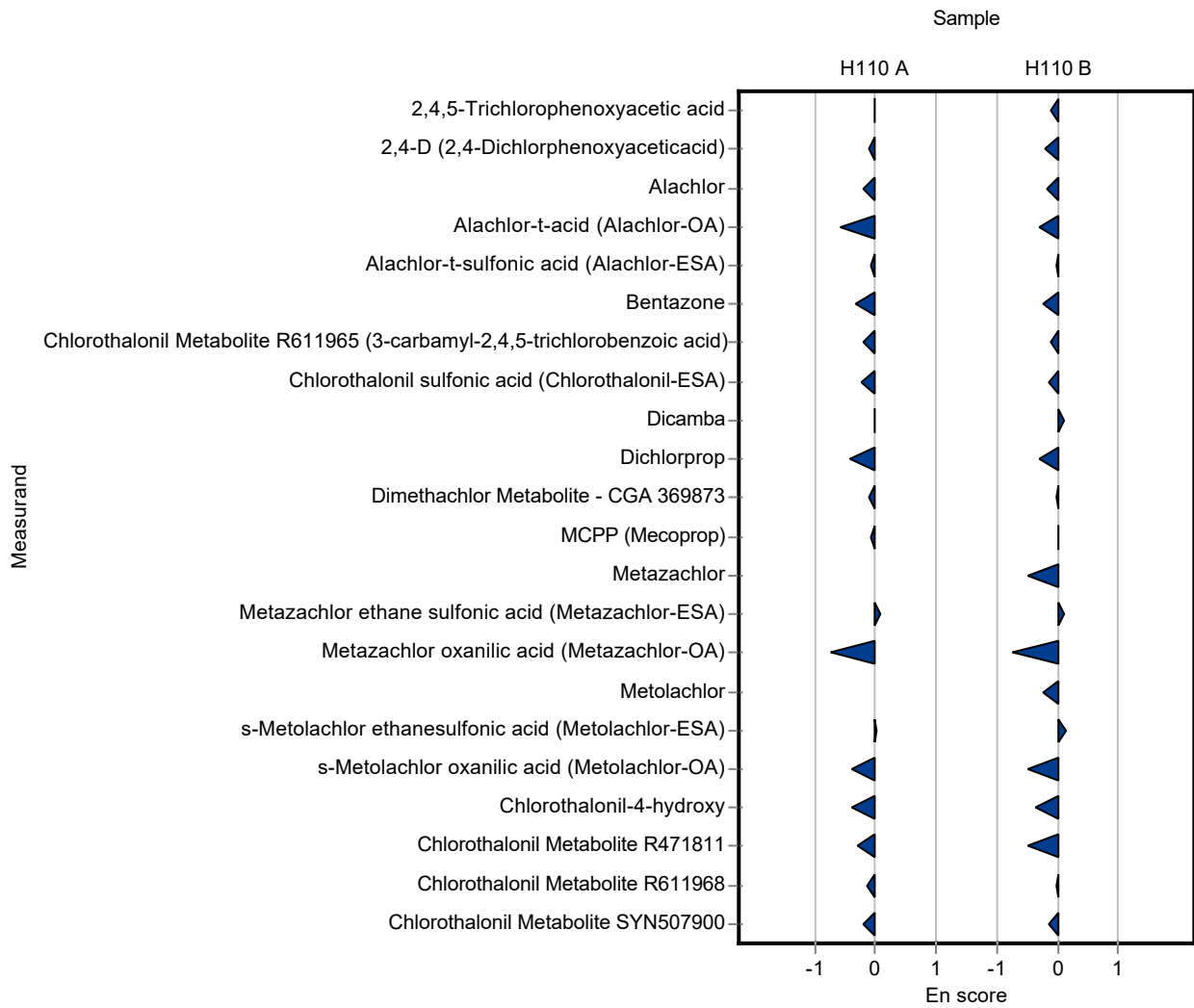
Parameter	Unit	Assigned value ± U (k=2)	Result ± U	Criterion	Recovery [%]	En-Score
2,4,5-Trichlorophenoxyacetic acid	µg/l	0.637 ± 0.0325	0.634 ± 0.19	0.115	99.5	-0.01
2,4-D (2,4-Dichlorphenoxyaceticacid)	µg/l	0.293 ± 0.0138	0.277 ± 0.083	0.041	94.5	-0.10
Alachlor	µg/l	0.253 ± 0.0151	0.224 ± 0.067	0.0303	88.7	-0.21
Alachlor-t-acid (Alachlor-OA)	µg/l	0.165 ± 0.0102	0.122 ± 0.037	0.0247	74.1	-0.57
Alachlor-t-sulfonic acid (Alachlor-ESA)	µg/l	0.414 ± 0.023	0.399 ± 0.12	0.0397	96.4	-0.06
AMPA	µg/l	0.436 ± 0.0433	- ± -	0.0567	-	-
Bentazone	µg/l	0.25 ± 0.00846	0.21 ± 0.063	0.0375	83.9	-0.32
Chlorothalonil Metabolite R611965 (3-carbamyl-2,4,5-trichlorobenzoic acid)	µg/l	0.654 ± 0.0615	0.579 ± 0.174	0.0785	88.5	-0.21
Chlorothalonil sulfonic acid (Chlorothalonil-ESA)	µg/l	0.514 ± 0.0499	0.453 ± 0.136	0.0875	88.1	-0.22
Dicamba	µg/l	0.441 ± 0.0329	0.436 ± 0.131	0.0882	98.9	-0.02
Dichlorprop	µg/l	0.183 ± 0.00775	0.146 ± 0.044	0.022	79.7	-0.42
Dimethachlor Metabolite - CGA 369873	µg/l	0.292 ± 0.0126	0.276 ± 0.083	0.0211	94.4	-0.10
Glufosinate	µg/l	0.29 ± 0.0424	- ± -	0.0987	-	-
Glyphosate	µg/l	- ± -	- ± -	-	-	-
MCPP (Mecoprop)	µg/l	0.108 ± 0.00421	0.103 ± 0.031	0.0141	95.1	-0.09
Metazachlor	µg/l	- ± -	<0.01 (LOQ) ± -	-	-	-
Metazachlor ethane sulfonic acid (Metazachlor-ESA)	µg/l	0.961 ± 0.0475	1.01 ± 0.304	0.183	105	0.08
Metazachlor oxanilic acid (Metazachlor-OA)	µg/l	0.811 ± 0.101	0.551 ± 0.165	0.17	68	-0.75
Metolachlor	µg/l	- ± -	<0.01 (LOQ) ± -	-	-	-
s-Metolachlor ethanesulfonic acid (Metolachlor-ESA)	µg/l	0.418 ± 0.0197	0.425 ± 0.127	0.0836	102	0.03
s-Metolachlor oxanilic acid (Metolachlor-OA)	µg/l	0.88 ± 0.045	0.717 ± 0.215	0.123	81.4	-0.38
Chlorothalonil-4-hydroxy	µg/l	0.139 ± 0.0117	0.113 ± 0.034	0.0139	81.2	-0.38
Chlorothalonil Metabolite R471811	µg/l	0.381 ± 0.0261	0.325 ± 0.098	0.0419	85.3	-0.28

Parameter	Unit	Assigned value ± U (k=2)	Result ± U	Criterion	Recovery [%]	En-Score
Chlorothalonil Metabolite R611968	µg/l	0.505 ± 0.0334	0.465 ± 0.139	0.0409	92.1	-0.14
Chlorothalonil Metabolite SYN507900	µg/l	0.192 ± 0.017	0.172 ± 0.052	0.025	89.6	-0.19
Chlorothalonil Metabolite SYN548580	µg/l	- ± -	- ± -	-	-	-
Chlorothalonil Metabolite SYN548581	µg/l	- ± -	0.551 ± 0.165	-	-	-

Sample: H110B

Parameter	Unit	Assigned value ± U (k=2)	Result ± U	Criterion	Recovery [%]	En-Score
2,4,5-Trichlorophenoxyacetic acid	µg/l	0.121 ± 0.00822	0.113 ± 0.034	0.0219	93.1	-0.12
2,4-D (2,4-Dichlorphenoxyaceticacid)	µg/l	0.783 ± 0.0325	0.691 ± 0.207	0.11	88.3	-0.22
Alachlor	µg/l	0.776 ± 0.0446	0.696 ± 0.209	0.0931	89.7	-0.19
Alachlor-t-acid (Alachlor-OA)	µg/l	0.115 ± 0.00792	0.097 ± 0.029	0.0172	84.4	-0.31
Alachlor-t-sulfonic acid (Alachlor-ESA)	µg/l	0.216 ± 0.0151	0.213 ± 0.064	0.028	98.8	-0.02
AMPA	µg/l	0.329 ± 0.0339	- ± -	0.0428	-	-
Bentazone	µg/l	0.498 ± 0.0158	0.434 ± 0.13	0.0747	87.2	-0.24
Chlorothalonil Metabolite R611965 (3-carbamyl-2,4,5-trichlorobenzoic acid)	µg/l	0.253 ± 0.0187	0.236 ± 0.071	0.023	93.4	-0.12
Chlorothalonil sulfonic acid (Chlorothalonil-ESA)	µg/l	0.186 ± 0.0187	0.171 ± 0.051	0.0334	92.1	-0.14
Dicamba	µg/l	0.487 ± 0.0444	0.52 ± 0.156	0.0973	107	0.11
Dichlorprop	µg/l	0.192 ± 0.00877	0.163 ± 0.049	0.023	85	-0.29
Dimethachlor Metabolite - CGA 369873	µg/l	0.115 ± 0.0103	0.114 ± 0.034	0.0195	99.4	-0.01
Glufosinate	µg/l	0.127 ± 0.0221	- ± -	0.0432	-	-
Glyphosate	µg/l	0.713 ± 0.069	- ± -	0.143	-	-
MCPP (Mecoprop)	µg/l	0.449 ± 0.016	0.45 ± 0.135	0.0584	100	0.00
Metazachlor	µg/l	0.222 ± 0.0101	0.172 ± 0.052	0.0266	77.5	-0.48
Metazachlor ethane sulfonic acid (Metazachlor-ESA)	µg/l	0.177 ± 0.0116	0.191 ± 0.057	0.0337	108	0.12
Metazachlor oxanilic acid	µg/l	0.313 ± 0.0285	0.216 ± 0.065	0.0658	68.9	-0.73

Parameter	Unit	Assigned value ± U (k=2)	Result ± U	Criterion	Recovery [%]	En-Score
(Metazachlor-OA)						
Metolachlor	µg/l	0.268 ± 0.0145	0.233 ± 0.07	0.0402	87	-0.25
s-Metolachlor ethanesulfonic acid (Metolachlor-ESA)	µg/l	0.334 ± 0.0211	0.366 ± 0.11	0.0668	110	0.14
s-Metolachlor oxanilic acid (Metolachlor-OA)	µg/l	0.636 ± 0.0326	0.489 ± 0.147	0.089	76.9	-0.50
Chlorothalonil-4-hydroxy	µg/l	0.704 ± 0.119	0.575 ± 0.173	0.155	81.7	-0.35
Chlorothalonil Metabolite R471811	µg/l	0.678 ± 0.0614	0.524 ± 0.157	0.102	77.3	-0.48
Chlorothalonil Metabolite R611968	µg/l	0.332 ± 0.0236	0.327 ± 0.098	0.0288	98.6	-0.02
Chlorothalonil Metabolite SYN507900	µg/l	0.383 ± 0.0238	0.351 ± 0.105	0.0337	91.8	-0.15
Chlorothalonil Metabolite SYN548580	µg/l	- ± -	- ± -	-	-	-
Chlorothalonil Metabolite SYN548581	µg/l	- ± -	0.387 ± 0.116	-	-	-



Sample: H110A

Parameter	Unit	Assigned value ± U (k=2)	Result ± U	Criterion	Recovery [%]	z-Score
2,4,5-Trichlorophenoxyacetic acid	µg/l	0.637 ± 0.0325	- ± -	0.115	-	-
2,4-D (2,4-Dichlorophenoxyacetic acid)	µg/l	0.293 ± 0.0138	- ± -	0.041	-	-
Alachlor	µg/l	0.253 ± 0.0151	- ± -	0.0303	-	-
Alachlor-t-acid (Alachlor-OA)	µg/l	0.165 ± 0.0102	- ± -	0.0247	-	-
Alachlor-t-sulfonic acid (Alachlor-ESA)	µg/l	0.414 ± 0.023	- ± -	0.0397	-	-
AMPA	µg/l	0.436 ± 0.0433	0.595 ± 0.262	0.0567	136	2.80
Bentazone	µg/l	0.25 ± 0.00846	- ± -	0.0375	-	-
Chlorothalonil Metabolite R611965 (3-carbamyl-2,4,5-trichlorobenzoic acid)	µg/l	0.654 ± 0.0615	- ± -	0.0785	-	-
Chlorothalonil sulfonic acid (Chlorothalonil-ESA)	µg/l	0.514 ± 0.0499	- ± -	0.0875	-	-
Dicamba	µg/l	0.441 ± 0.0329	- ± -	0.0882	-	-
Dichlorprop	µg/l	0.183 ± 0.00775	- ± -	0.022	-	-
Dimethachlor Metabolite - CGA 369873	µg/l	0.292 ± 0.0126	- ± -	0.0211	-	-
Glufosinate	µg/l	0.29 ± 0.0424	0.337 ± 0.148	0.0987	116	0.47
Glyphosate	µg/l	- ± -	<0.2 (LOQ) ± -	-	-	-
MCPP (Mecoprop)	µg/l	0.108 ± 0.00421	- ± -	0.0141	-	-
Metazachlor	µg/l	- ± -	- ± -	-	-	-
Metazachlor ethane sulfonic acid (Metazachlor-ESA)	µg/l	0.961 ± 0.0475	- ± -	0.183	-	-
Metazachlor oxanilic acid (Metazachlor-OA)	µg/l	0.811 ± 0.101	- ± -	0.17	-	-
Metolachlor	µg/l	- ± -	- ± -	-	-	-
s-Metolachlor ethanesulfonic acid (Metolachlor-ESA)	µg/l	0.418 ± 0.0197	- ± -	0.0836	-	-
s-Metolachlor oxanilic acid (Metolachlor-OA)	µg/l	0.88 ± 0.045	- ± -	0.123	-	-
Chlorothalonil-4-hydroxy	µg/l	0.139 ± 0.0117	- ± -	0.0139	-	-
Chlorothalonil Metabolite R471811	µg/l	0.381 ± 0.0261	- ± -	0.0419	-	-

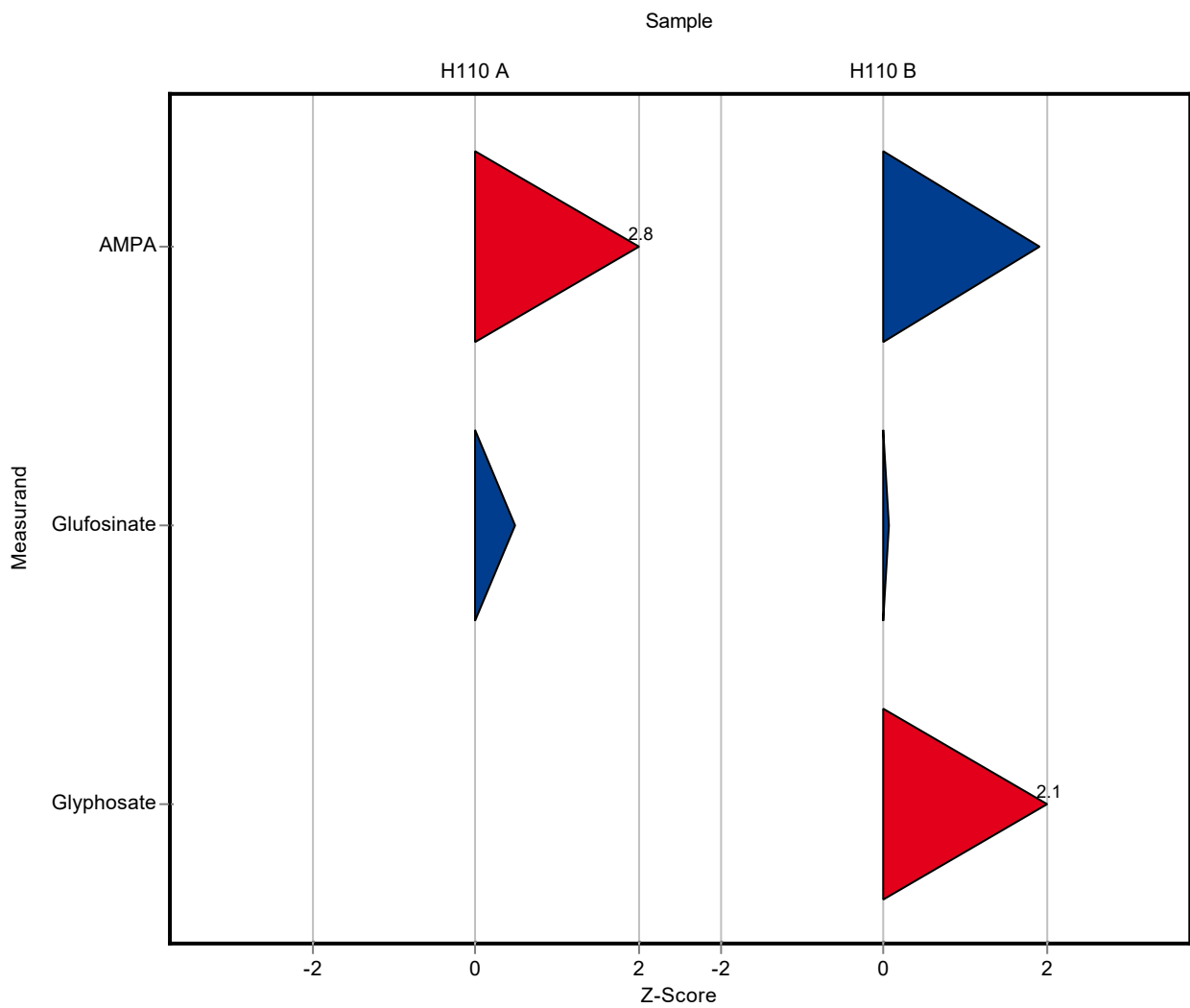
Parameter	Unit	Assigned value ± U (k=2)	Result ± U	Criterion	Recovery [%]	z-Score
Chlorothalonil Metabolite R611968	µg/l	0.505 ± 0.0334	- ± -	0.0409	-	-
Chlorothalonil Metabolite SYN507900	µg/l	0.192 ± 0.017	- ± -	0.025	-	-
Chlorothalonil Metabolite SYN548580	µg/l	- ± -	- ± -	-	-	-
Chlorothalonil Metabolite SYN548581	µg/l	- ± -	- ± -	-	-	-

Sample: H110B

Parameter	Unit	Assigned value ± U (k=2)	Result ± U	Criterion	Recovery [%]	z-Score
2,4,5-Trichlorophenoxyacetic acid	µg/l	0.121 ± 0.00822	- ± -	0.0219	-	-
2,4-D (2,4-Dichlorphenoxyaceticacid)	µg/l	0.783 ± 0.0325	- ± -	0.11	-	-
Alachlor	µg/l	0.776 ± 0.0446	- ± -	0.0931	-	-
Alachlor-t-acid (Alachlor-OA)	µg/l	0.115 ± 0.00792	- ± -	0.0172	-	-
Alachlor-t-sulfonic acid (Alachlor-ESA)	µg/l	0.216 ± 0.0151	- ± -	0.028	-	-
AMPA	µg/l	0.329 ± 0.0339	0.41 ± 0.18	0.0428	125	1.90
Bentazone	µg/l	0.498 ± 0.0158	- ± -	0.0747	-	-
Chlorothalonil Metabolite R611965 (3-carbamyl-2,4,5-trichlorobenzoic acid)	µg/l	0.253 ± 0.0187	- ± -	0.023	-	-
Chlorothalonil sulfonic acid (Chlorothalonil-ESA)	µg/l	0.186 ± 0.0187	- ± -	0.0334	-	-
Dicamba	µg/l	0.487 ± 0.0444	- ± -	0.0973	-	-
Dichlorprop	µg/l	0.192 ± 0.00877	- ± -	0.023	-	-
Dimethachlor Metabolite - CGA 369873	µg/l	0.115 ± 0.0103	- ± -	0.0195	-	-
Glufosinate	µg/l	0.127 ± 0.0221	0.13 ± 0.057	0.0432	102	0.06
Glyphosate	µg/l	0.713 ± 0.069	1.01 ± 0.44	0.143	142	2.09
MCP (Mecoprop)	µg/l	0.449 ± 0.016	- ± -	0.0584	-	-
Metazachlor	µg/l	0.222 ± 0.0101	- ± -	0.0266	-	-
Metazachlor ethane sulfonic acid (Metazachlor-ESA)	µg/l	0.177 ± 0.0116	- ± -	0.0337	-	-
Metazachlor oxanilic acid	µg/l	0.313 ± 0.0285	- ± -	0.0658	-	-

Parameter	Unit	Assigned value ± U (k=2)	Result ± U	Criterion Recovery [%]	z-Score
(Metazachlor-OA)					
Metolachlor	µg/l	0.268 ± 0.0145	- ± -	0.0402	-
s-Metolachlor ethanesulfonic acid (Metolachlor-ESA)	µg/l	0.334 ± 0.0211	- ± -	0.0668	-
s-Metolachlor oxanilic acid (Metolachlor-OA)	µg/l	0.636 ± 0.0326	- ± -	0.089	-
Chlorothalonil-4-hydroxy	µg/l	0.704 ± 0.119	- ± -	0.155	-
Chlorothalonil Metabolite R471811	µg/l	0.678 ± 0.0614	- ± -	0.102	-
Chlorothalonil Metabolite R611968	µg/l	0.332 ± 0.0236	- ± -	0.0288	-
Chlorothalonil Metabolite SYN507900	µg/l	0.383 ± 0.0238	- ± -	0.0337	-
Chlorothalonil Metabolite SYN548580	µg/l	- ± -	- ± -	-	-
Chlorothalonil Metabolite SYN548581	µg/l	- ± -	- ± -	-	-





Sample: H110A

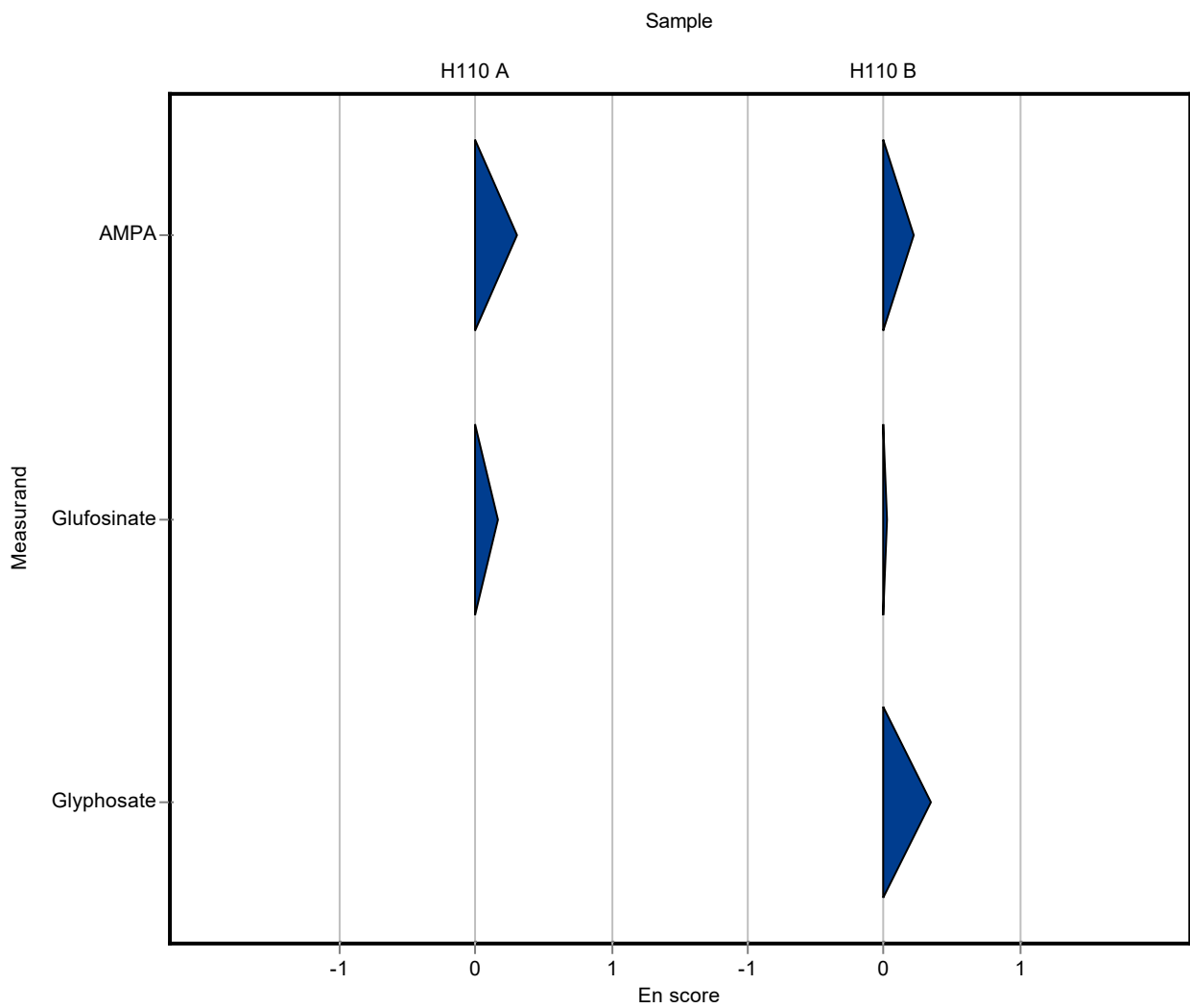
Parameter	Unit	Assigned value ± U (k=2)	Result ± U	Criterion	Recovery [%]	En-Score
2,4,5-Trichlorophenoxyacetic acid	µg/l	0.637 ± 0.0325	- ± -	0.115	-	-
2,4-D (2,4-Dichlorphenoxyaceticacid)	µg/l	0.293 ± 0.0138	- ± -	0.041	-	-
Alachlor	µg/l	0.253 ± 0.0151	- ± -	0.0303	-	-
Alachlor-t-acid (Alachlor-OA)	µg/l	0.165 ± 0.0102	- ± -	0.0247	-	-
Alachlor-t-sulfonic acid (Alachlor-ESA)	µg/l	0.414 ± 0.023	- ± -	0.0397	-	-
AMPA	µg/l	0.436 ± 0.0433	0.595 ± 0.262	0.0567	136	0.30
Bentazone	µg/l	0.25 ± 0.00846	- ± -	0.0375	-	-
Chlorothalonil Metabolite R611965 (3-carbamyl-2,4,5-trichlorobenzoic acid)	µg/l	0.654 ± 0.0615	- ± -	0.0785	-	-
Chlorothalonil sulfonic acid (Chlorothalonil-ESA)	µg/l	0.514 ± 0.0499	- ± -	0.0875	-	-
Dicamba	µg/l	0.441 ± 0.0329	- ± -	0.0882	-	-
Dichlorprop	µg/l	0.183 ± 0.00775	- ± -	0.022	-	-
Dimethachlor Metabolite - CGA 369873	µg/l	0.292 ± 0.0126	- ± -	0.0211	-	-
Glufosinate	µg/l	0.29 ± 0.0424	0.337 ± 0.148	0.0987	116	0.16
Glyphosate	µg/l	- ± -	<0.2 (LOQ) ± -	-	-	-
MCPP (Mecoprop)	µg/l	0.108 ± 0.00421	- ± -	0.0141	-	-
Metazachlor	µg/l	- ± -	- ± -	-	-	-
Metazachlor ethane sulfonic acid (Metazachlor-ESA)	µg/l	0.961 ± 0.0475	- ± -	0.183	-	-
Metazachlor oxanilic acid (Metazachlor-OA)	µg/l	0.811 ± 0.101	- ± -	0.17	-	-
Metolachlor	µg/l	- ± -	- ± -	-	-	-
s-Metolachlor ethanesulfonic acid (Metolachlor-ESA)	µg/l	0.418 ± 0.0197	- ± -	0.0836	-	-
s-Metolachlor oxanilic acid (Metolachlor-OA)	µg/l	0.88 ± 0.045	- ± -	0.123	-	-
Chlorothalonil-4-hydroxy	µg/l	0.139 ± 0.0117	- ± -	0.0139	-	-
Chlorothalonil Metabolite R471811	µg/l	0.381 ± 0.0261	- ± -	0.0419	-	-

Parameter	Unit	Assigned value ± U (k=2)	Result ± U	Criterion	Recovery [%]	En-Score
Chlorothalonil Metabolite R611968	µg/l	0.505 ± 0.0334	- ± -	0.0409	-	-
Chlorothalonil Metabolite SYN507900	µg/l	0.192 ± 0.017	- ± -	0.025	-	-
Chlorothalonil Metabolite SYN548580	µg/l	- ± -	- ± -	-	-	-
Chlorothalonil Metabolite SYN548581	µg/l	- ± -	- ± -	-	-	-

Sample: H110B

Parameter	Unit	Assigned value ± U (k=2)	Result ± U	Criterion	Recovery [%]	En-Score
2,4,5-Trichlorophenoxyacetic acid	µg/l	0.121 ± 0.00822	- ± -	0.0219	-	-
2,4-D (2,4-Dichlorphenoxyaceticacid)	µg/l	0.783 ± 0.0325	- ± -	0.11	-	-
Alachlor	µg/l	0.776 ± 0.0446	- ± -	0.0931	-	-
Alachlor-t-acid (Alachlor-OA)	µg/l	0.115 ± 0.00792	- ± -	0.0172	-	-
Alachlor-t-sulfonic acid (Alachlor-ESA)	µg/l	0.216 ± 0.0151	- ± -	0.028	-	-
AMPA	µg/l	0.329 ± 0.0339	0.41 ± 0.18	0.0428	125	0.22
Bentazone	µg/l	0.498 ± 0.0158	- ± -	0.0747	-	-
Chlorothalonil Metabolite R611965 (3-carbamyl-2,4,5-trichlorobenzoic acid)	µg/l	0.253 ± 0.0187	- ± -	0.023	-	-
Chlorothalonil sulfonic acid (Chlorothalonil-ESA)	µg/l	0.186 ± 0.0187	- ± -	0.0334	-	-
Dicamba	µg/l	0.487 ± 0.0444	- ± -	0.0973	-	-
Dichlorprop	µg/l	0.192 ± 0.00877	- ± -	0.023	-	-
Dimethachlor Metabolite - CGA 369873	µg/l	0.115 ± 0.0103	- ± -	0.0195	-	-
Glufosinate	µg/l	0.127 ± 0.0221	0.13 ± 0.057	0.0432	102	0.02
Glyphosate	µg/l	0.713 ± 0.069	1.01 ± 0.44	0.143	142	0.34
MCPP (Mecoprop)	µg/l	0.449 ± 0.016	- ± -	0.0584	-	-
Metazachlor	µg/l	0.222 ± 0.0101	- ± -	0.0266	-	-
Metazachlor ethane sulfonic acid (Metazachlor-ESA)	µg/l	0.177 ± 0.0116	- ± -	0.0337	-	-
Metazachlor oxanilic acid	µg/l	0.313 ± 0.0285	- ± -	0.0658	-	-

Parameter	Unit	Assigned value ± U (k=2)	Result ± U	Criterion Recovery [%]	En-Score
(Metazachlor-OA)					
Metolachlor	µg/l	0.268 ± 0.0145	- ± -	0.0402	-
s-Metolachlor ethanesulfonic acid (Metolachlor-ESA)	µg/l	0.334 ± 0.0211	- ± -	0.0668	-
s-Metolachlor oxanilic acid (Metolachlor-OA)	µg/l	0.636 ± 0.0326	- ± -	0.089	-
Chlorothalonil-4-hydroxy	µg/l	0.704 ± 0.119	- ± -	0.155	-
Chlorothalonil Metabolite R471811	µg/l	0.678 ± 0.0614	- ± -	0.102	-
Chlorothalonil Metabolite R611968	µg/l	0.332 ± 0.0236	- ± -	0.0288	-
Chlorothalonil Metabolite SYN507900	µg/l	0.383 ± 0.0238	- ± -	0.0337	-
Chlorothalonil Metabolite SYN548580	µg/l	- ± -	- ± -	-	-
Chlorothalonil Metabolite SYN548581	µg/l	- ± -	- ± -	-	-



Sample: H110A

Parameter	Unit	Assigned value ± U (k=2)	Result ± U	Criterion	Recovery [%]	z-Score
2,4,5-Trichlorophenoxyacetic acid	µg/l	0.637 ± 0.0325	- ± -	0.115	-	-
2,4-D (2,4-Dichlorphenoxyaceticacid)	µg/l	0.293 ± 0.0138	- ± -	0.041	-	-
Alachlor	µg/l	0.253 ± 0.0151	- ± -	0.0303	-	-
Alachlor-t-acid (Alachlor-OA)	µg/l	0.165 ± 0.0102	- ± -	0.0247	-	-
Alachlor-t-sulfonic acid (Alachlor-ESA)	µg/l	0.414 ± 0.023	- ± -	0.0397	-	-
AMPA	µg/l	0.436 ± 0.0433	0.448 ± 0.072	0.0567	103	0.20
Bentazone	µg/l	0.25 ± 0.00846	- ± -	0.0375	-	-
Chlorothalonil Metabolite R611965 (3-carbamyl-2,4,5-trichlorobenzoic acid)	µg/l	0.654 ± 0.0615	0.632 ± 0.19	0.0785	96.6	-0.28
Chlorothalonil sulfonic acid (Chlorothalonil-ESA)	µg/l	0.514 ± 0.0499	0.606 ± 0.152	0.0875	118	1.05
Dicamba	µg/l	0.441 ± 0.0329	- ± -	0.0882	-	-
Dichlorprop	µg/l	0.183 ± 0.00775	- ± -	0.022	-	-
Dimethachlor Metabolite - CGA 369873	µg/l	0.292 ± 0.0126	- ± -	0.0211	-	-
Glufosinate	µg/l	0.29 ± 0.0424	- ± -	0.0987	-	-
Glyphosate	µg/l	- ± -	<0.01 (LOQ) ± -	-	-	-
MCPP (Mecoprop)	µg/l	0.108 ± 0.00421	- ± -	0.0141	-	-
Metazachlor	µg/l	- ± -	- ± -	-	-	-
Metazachlor ethane sulfonic acid (Metazachlor-ESA)	µg/l	0.961 ± 0.0475	- ± -	0.183	-	-
Metazachlor oxanilic acid (Metazachlor-OA)	µg/l	0.811 ± 0.101	- ± -	0.17	-	-
Metolachlor	µg/l	- ± -	- ± -	-	-	-
s-Metolachlor ethanesulfonic acid (Metolachlor-ESA)	µg/l	0.418 ± 0.0197	- ± -	0.0836	-	-
s-Metolachlor oxanilic acid (Metolachlor-OA)	µg/l	0.88 ± 0.045	- ± -	0.123	-	-
Chlorothalonil-4-hydroxy	µg/l	0.139 ± 0.0117	0.146 ± 0.044	0.0139	105	0.49
Chlorothalonil Metabolite R471811	µg/l	0.381 ± 0.0261	0.46 ± 0.138	0.0419	121	1.88

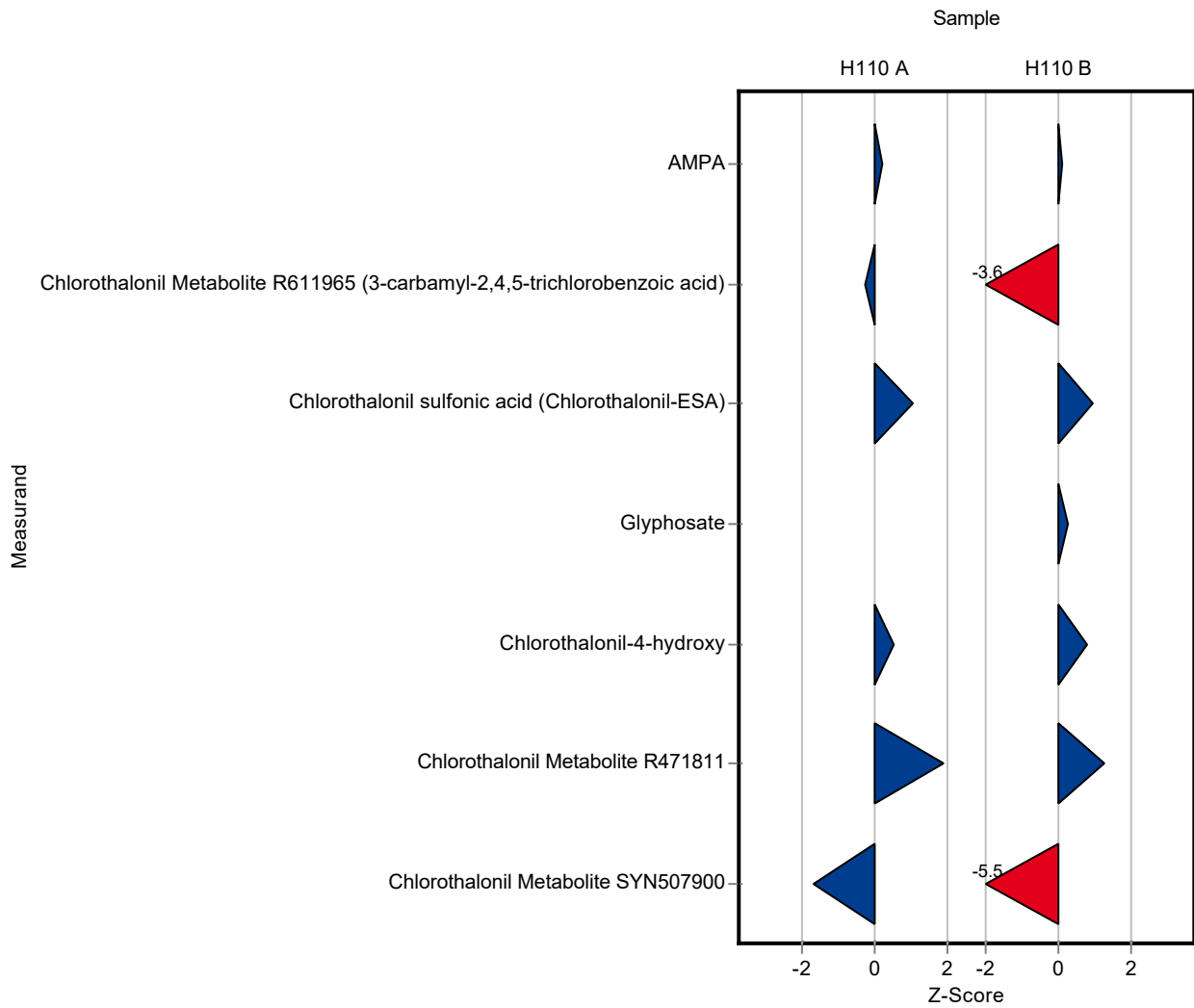
Parameter	Unit	Assigned value ± U (k=2)	Result ± U	Criterion	Recovery [%]	z-Score
Chlorothalonil Metabolite R611968	µg/l	0.505 ± 0.0334	- ± -	0.0409	-	-
Chlorothalonil Metabolite SYN507900	µg/l	0.192 ± 0.017	0.15 ± 0.041	0.025	78.1	-1.68
Chlorothalonil Metabolite SYN548580	µg/l	- ± -	- ± -	-	-	-
Chlorothalonil Metabolite SYN548581	µg/l	- ± -	- ± -	-	-	-

Sample: H110B

Parameter	Unit	Assigned value ± U (k=2)	Result ± U	Criterion	Recovery [%]	z-Score
2,4,5-Trichlorophenoxyacetic acid	µg/l	0.121 ± 0.00822	- ± -	0.0219	-	-
2,4-D (2,4-Dichlorphenoxyaceticacid)	µg/l	0.783 ± 0.0325	- ± -	0.11	-	-
Alachlor	µg/l	0.776 ± 0.0446	- ± -	0.0931	-	-
Alachlor-t-acid (Alachlor-OA)	µg/l	0.115 ± 0.00792	- ± -	0.0172	-	-
Alachlor-t-sulfonic acid (Alachlor-ESA)	µg/l	0.216 ± 0.0151	- ± -	0.028	-	-
AMPA	µg/l	0.329 ± 0.0339	0.334 ± 0.053	0.0428	102	0.12
Bentazone	µg/l	0.498 ± 0.0158	- ± -	0.0747	-	-
Chlorothalonil Metabolite R611965 (3-carbamyl-2,4,5-trichlorobenzoic acid)	µg/l	0.253 ± 0.0187	0.171 ± 0.051	0.023	67.7	-3.55
Chlorothalonil sulfonic acid (Chlorothalonil-ESA)	µg/l	0.186 ± 0.0187	0.218 ± 0.055	0.0334	117	0.97
Dicamba	µg/l	0.487 ± 0.0444	- ± -	0.0973	-	-
Dichlorprop	µg/l	0.192 ± 0.00877	- ± -	0.023	-	-
Dimethachlor Metabolite - CGA 369873	µg/l	0.115 ± 0.0103	- ± -	0.0195	-	-
Glufosinate	µg/l	0.127 ± 0.0221	- ± -	0.0432	-	-
Glyphosate	µg/l	0.713 ± 0.069	0.75 ± 0.165	0.143	105	0.26
MCPP (Mecoprop)	µg/l	0.449 ± 0.016	- ± -	0.0584	-	-
Metazachlor	µg/l	0.222 ± 0.0101	- ± -	0.0266	-	-
Metazachlor ethane sulfonic acid (Metazachlor-ESA)	µg/l	0.177 ± 0.0116	- ± -	0.0337	-	-
Metazachlor oxanilic acid	µg/l	0.313 ± 0.0285	- ± -	0.0658	-	-

Parameter	Unit	Assigned value ± U (k=2)	Result ± U	Criterion	Recovery [%]	z-Score
(Metazachlor-OA)						
Metolachlor	µg/l	0.268 ± 0.0145	- ± -	0.0402	-	-
s-Metolachlor ethanesulfonic acid (Metolachlor-ESA)	µg/l	0.334 ± 0.0211	- ± -	0.0668	-	-
s-Metolachlor oxanilic acid (Metolachlor-OA)	µg/l	0.636 ± 0.0326	- ± -	0.089	-	-
Chlorothalonil-4-hydroxy	µg/l	0.704 ± 0.119	0.83 ± 0.249	0.155	118	0.82
Chlorothalonil Metabolite R471811	µg/l	0.678 ± 0.0614	0.81 ± 0.243	0.102	119	1.30
Chlorothalonil Metabolite R611968	µg/l	0.332 ± 0.0236	- ± -	0.0288	-	-
Chlorothalonil Metabolite SYN507900	µg/l	0.383 ± 0.0238	0.198 ± 0.053	0.0337	51.8	-5.48
Chlorothalonil Metabolite SYN548580	µg/l	- ± -	- ± -	-	-	-
Chlorothalonil Metabolite SYN548581	µg/l	- ± -	- ± -	-	-	-





Sample: H110A

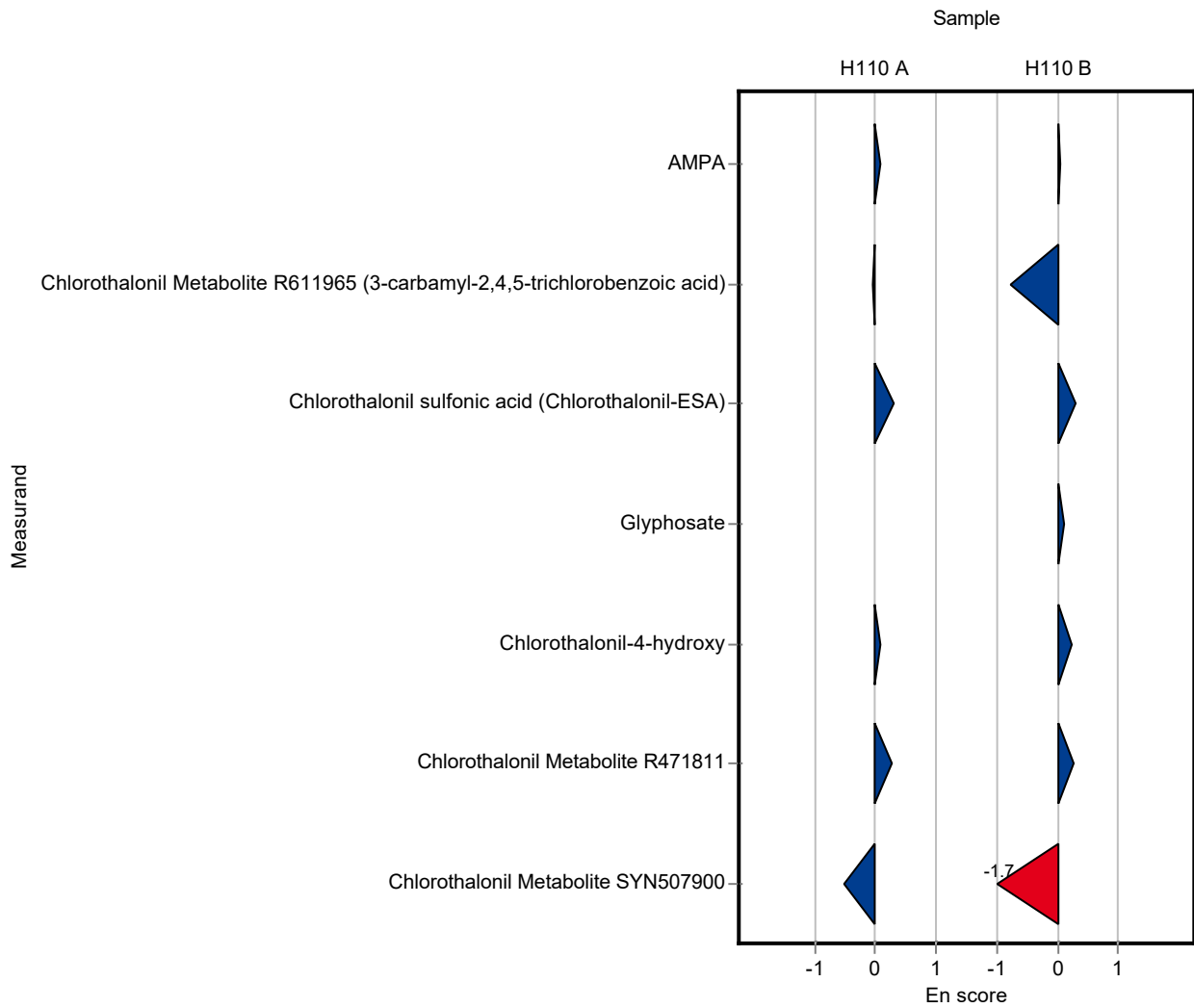
Parameter	Unit	Assigned value ± U (k=2)	Result ± U	Criterion	Recovery [%]	En-Score
2,4,5-Trichlorophenoxyacetic acid	µg/l	0.637 ± 0.0325	- ± -	0.115	-	-
2,4-D (2,4-Dichlorphenoxyaceticacid)	µg/l	0.293 ± 0.0138	- ± -	0.041	-	-
Alachlor	µg/l	0.253 ± 0.0151	- ± -	0.0303	-	-
Alachlor-t-acid (Alachlor-OA)	µg/l	0.165 ± 0.0102	- ± -	0.0247	-	-
Alachlor-t-sulfonic acid (Alachlor-ESA)	µg/l	0.414 ± 0.023	- ± -	0.0397	-	-
AMPA	µg/l	0.436 ± 0.0433	0.448 ± 0.072	0.0567	103	0.08
Bentazone	µg/l	0.25 ± 0.00846	- ± -	0.0375	-	-
Chlorothalonil Metabolite R611965 (3-carbamyl-2,4,5-trichlorobenzoic acid)	µg/l	0.654 ± 0.0615	0.632 ± 0.19	0.0785	96.6	-0.06
Chlorothalonil sulfonic acid (Chlorothalonil-ESA)	µg/l	0.514 ± 0.0499	0.606 ± 0.152	0.0875	118	0.30
Dicamba	µg/l	0.441 ± 0.0329	- ± -	0.0882	-	-
Dichlorprop	µg/l	0.183 ± 0.00775	- ± -	0.022	-	-
Dimethachlor Metabolite - CGA 369873	µg/l	0.292 ± 0.0126	- ± -	0.0211	-	-
Glufosinate	µg/l	0.29 ± 0.0424	- ± -	0.0987	-	-
Glyphosate	µg/l	- ± -	<0.01 (LOQ) ± -	-	-	-
MCPP (Mecoprop)	µg/l	0.108 ± 0.00421	- ± -	0.0141	-	-
Metazachlor	µg/l	- ± -	- ± -	-	-	-
Metazachlor ethane sulfonic acid (Metazachlor-ESA)	µg/l	0.961 ± 0.0475	- ± -	0.183	-	-
Metazachlor oxanilic acid (Metazachlor-OA)	µg/l	0.811 ± 0.101	- ± -	0.17	-	-
Metolachlor	µg/l	- ± -	- ± -	-	-	-
s-Metolachlor ethanesulfonic acid (Metolachlor-ESA)	µg/l	0.418 ± 0.0197	- ± -	0.0836	-	-
s-Metolachlor oxanilic acid (Metolachlor-OA)	µg/l	0.88 ± 0.045	- ± -	0.123	-	-
Chlorothalonil-4-hydroxy	µg/l	0.139 ± 0.0117	0.146 ± 0.044	0.0139	105	0.08
Chlorothalonil Metabolite R471811	µg/l	0.381 ± 0.0261	0.46 ± 0.138	0.0419	121	0.28

Parameter	Unit	Assigned value ± U (k=2)	Result ± U	Criterion	Recovery [%]	En-Score
Chlorothalonil Metabolite R611968	µg/l	0.505 ± 0.0334	- ± -	0.0409	-	-
Chlorothalonil Metabolite SYN507900	µg/l	0.192 ± 0.017	0.15 ± 0.041	0.025	78.1	-0.50
Chlorothalonil Metabolite SYN548580	µg/l	- ± -	- ± -	-	-	-
Chlorothalonil Metabolite SYN548581	µg/l	- ± -	- ± -	-	-	-

Sample: H110B

Parameter	Unit	Assigned value ± U (k=2)	Result ± U	Criterion	Recovery [%]	En-Score
2,4,5-Trichlorophenoxyacetic acid	µg/l	0.121 ± 0.00822	- ± -	0.0219	-	-
2,4-D (2,4-Dichlorphenoxyaceticacid)	µg/l	0.783 ± 0.0325	- ± -	0.11	-	-
Alachlor	µg/l	0.776 ± 0.0446	- ± -	0.0931	-	-
Alachlor-t-acid (Alachlor-OA)	µg/l	0.115 ± 0.00792	- ± -	0.0172	-	-
Alachlor-t-sulfonic acid (Alachlor-ESA)	µg/l	0.216 ± 0.0151	- ± -	0.028	-	-
AMPA	µg/l	0.329 ± 0.0339	0.334 ± 0.053	0.0428	102	0.05
Bentazone	µg/l	0.498 ± 0.0158	- ± -	0.0747	-	-
Chlorothalonil Metabolite R611965 (3-carbamyl-2,4,5-trichlorobenzoic acid)	µg/l	0.253 ± 0.0187	0.171 ± 0.051	0.023	67.7	-0.79
Chlorothalonil sulfonic acid (Chlorothalonil-ESA)	µg/l	0.186 ± 0.0187	0.218 ± 0.055	0.0334	117	0.29
Dicamba	µg/l	0.487 ± 0.0444	- ± -	0.0973	-	-
Dichlorprop	µg/l	0.192 ± 0.00877	- ± -	0.023	-	-
Dimethachlor Metabolite - CGA 369873	µg/l	0.115 ± 0.0103	- ± -	0.0195	-	-
Glufosinate	µg/l	0.127 ± 0.0221	- ± -	0.0432	-	-
Glyphosate	µg/l	0.713 ± 0.069	0.75 ± 0.165	0.143	105	0.11
MCPP (Mecoprop)	µg/l	0.449 ± 0.016	- ± -	0.0584	-	-
Metazachlor	µg/l	0.222 ± 0.0101	- ± -	0.0266	-	-
Metazachlor ethane sulfonic acid (Metazachlor-ESA)	µg/l	0.177 ± 0.0116	- ± -	0.0337	-	-
Metazachlor oxanilic acid	µg/l	0.313 ± 0.0285	- ± -	0.0658	-	-

Parameter	Unit	Assigned value ± U (k=2)	Result ± U	Criterion	Recovery [%]	En-Score
(Metazachlor-OA)						
Metolachlor	µg/l	0.268 ± 0.0145	- ± -	0.0402	-	-
s-Metolachlor ethanesulfonic acid (Metolachlor-ESA)	µg/l	0.334 ± 0.0211	- ± -	0.0668	-	-
s-Metolachlor oxanilic acid (Metolachlor-OA)	µg/l	0.636 ± 0.0326	- ± -	0.089	-	-
Chlorothalonil-4-hydroxy	µg/l	0.704 ± 0.119	0.83 ± 0.249	0.155	118	0.25
Chlorothalonil Metabolite R471811	µg/l	0.678 ± 0.0614	0.81 ± 0.243	0.102	119	0.27
Chlorothalonil Metabolite R611968	µg/l	0.332 ± 0.0236	- ± -	0.0288	-	-
Chlorothalonil Metabolite SYN507900	µg/l	0.383 ± 0.0238	0.198 ± 0.053	0.0337	51.8	-1.70
Chlorothalonil Metabolite SYN548580	µg/l	- ± -	- ± -	-	-	-
Chlorothalonil Metabolite SYN548581	µg/l	- ± -	- ± -	-	-	-



Sample: H110A

Parameter	Unit	Assigned value ± U (k=2)	Result ± U	Criterion	Recovery [%]	z-Score
2,4,5-Trichlorophenoxyacetic acid	µg/l	0.637 ± 0.0325	0.622 ± 0.093	0.115	97.6	-0.13
2,4-D (2,4-Dichlorophenoxyacetic acid)	µg/l	0.293 ± 0.0138	0.279 ± 0.042	0.041	95.2	-0.34
Alachlor	µg/l	0.253 ± 0.0151	0.273 ± 0.041	0.0303	108	0.68
Alachlor-t-acid (Alachlor-OA)	µg/l	0.165 ± 0.0102	0.166 ± 0.025	0.0247	101	0.06
Alachlor-t-sulfonic acid (Alachlor-ESA)	µg/l	0.414 ± 0.023	0.393 ± 0.059	0.0397	94.9	-0.53
AMPA	µg/l	0.436 ± 0.0433	- ± -	0.0567	-	-
Bentazone	µg/l	0.25 ± 0.00846	0.242 ± 0.036	0.0375	96.7	-0.22
Chlorothalonil Metabolite R611965 (3-carbamyl-2,4,5-trichlorobenzoic acid)	µg/l	0.654 ± 0.0615	- ± -	0.0785	-	-
Chlorothalonil sulfonic acid (Chlorothalonil-ESA)	µg/l	0.514 ± 0.0499	- ± -	0.0875	-	-
Dicamba	µg/l	0.441 ± 0.0329	0.389 ± 0.058	0.0882	88.2	-0.59
Dichlorprop	µg/l	0.183 ± 0.00775	0.174 ± 0.026	0.022	95	-0.42
Dimethachlor Metabolite - CGA 369873	µg/l	0.292 ± 0.0126	- ± -	0.0211	-	-
Glufosinate	µg/l	0.29 ± 0.0424	- ± -	0.0987	-	-
Glyphosate	µg/l	- ± -	- ± -	-	-	-
MCPP (Mecoprop)	µg/l	0.108 ± 0.00421	0.099 ± 0.015	0.0141	91.4	-0.66
Metazachlor	µg/l	- ± -	<0.03 (LOQ) ± -	-	-	-
Metazachlor ethane sulfonic acid (Metazachlor-ESA)	µg/l	0.961 ± 0.0475	0.815 ± 0.122	0.183	84.8	-0.80
Metazachlor oxanilic acid (Metazachlor-OA)	µg/l	0.811 ± 0.101	0.424 ± 0.064	0.17	52.3	-2.27
Metolachlor	µg/l	- ± -	<0.03 (LOQ) ± -	-	-	-
s-Metolachlor ethanesulfonic acid (Metolachlor-ESA)	µg/l	0.418 ± 0.0197	0.401 ± 0.06	0.0836	96	-0.20
s-Metolachlor oxanilic acid (Metolachlor-OA)	µg/l	0.88 ± 0.045	0.86 ± 0.129	0.123	97.7	-0.17
Chlorothalonil-4-hydroxy	µg/l	0.139 ± 0.0117	- ± -	0.0139	-	-
Chlorothalonil Metabolite R471811	µg/l	0.381 ± 0.0261	- ± -	0.0419	-	-

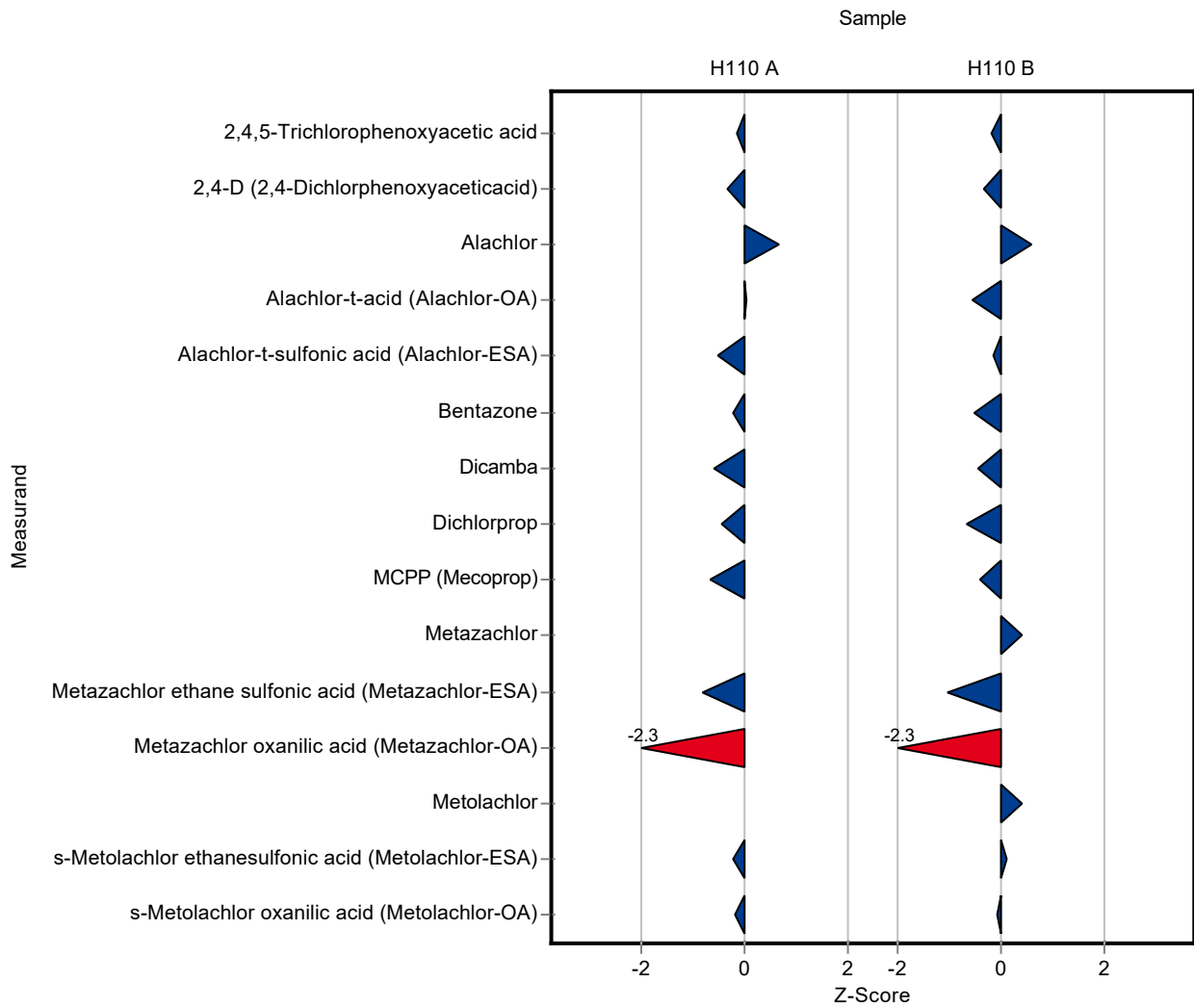
Parameter	Unit	Assigned value ± U (k=2)	Result ± U	Criterion	Recovery [%]	z-Score
Chlorothalonil Metabolite R611968	µg/l	0.505 ± 0.0334	- ± -	0.0409	-	-
Chlorothalonil Metabolite SYN507900	µg/l	0.192 ± 0.017	- ± -	0.025	-	-
Chlorothalonil Metabolite SYN548580	µg/l	- ± -	- ± -	-	-	-
Chlorothalonil Metabolite SYN548581	µg/l	- ± -	- ± -	-	-	-

Sample: H110B

Parameter	Unit	Assigned value ± U (k=2)	Result ± U	Criterion	Recovery [%]	z-Score
2,4,5-Trichlorophenoxyacetic acid	µg/l	0.121 ± 0.00822	0.117 ± 0.018	0.0219	96.4	-0.20
2,4-D (2,4-Dichlorphenoxyaceticacid)	µg/l	0.783 ± 0.0325	0.745 ± 0.112	0.11	95.2	-0.34
Alachlor	µg/l	0.776 ± 0.0446	0.83 ± 0.124	0.0931	107	0.58
Alachlor-t-acid (Alachlor-OA)	µg/l	0.115 ± 0.00792	0.105 ± 0.016	0.0172	91.4	-0.57
Alachlor-t-sulfonic acid (Alachlor-ESA)	µg/l	0.216 ± 0.0151	0.211 ± 0.032	0.028	97.9	-0.16
AMPA	µg/l	0.329 ± 0.0339	- ± -	0.0428	-	-
Bentazone	µg/l	0.498 ± 0.0158	0.459 ± 0.069	0.0747	92.2	-0.52
Chlorothalonil Metabolite R611965 (3-carbamyl-2,4,5-trichlorobenzoic acid)	µg/l	0.253 ± 0.0187	- ± -	0.023	-	-
Chlorothalonil sulfonic acid (Chlorothalonil-ESA)	µg/l	0.186 ± 0.0187	- ± -	0.0334	-	-
Dicamba	µg/l	0.487 ± 0.0444	0.441 ± 0.066	0.0973	90.6	-0.47
Dichlorprop	µg/l	0.192 ± 0.00877	0.176 ± 0.026	0.023	91.7	-0.69
Dimethachlor Metabolite - CGA 369873	µg/l	0.115 ± 0.0103	- ± -	0.0195	-	-
Glufosinate	µg/l	0.127 ± 0.0221	- ± -	0.0432	-	-
Glyphosate	µg/l	0.713 ± 0.069	- ± -	0.143	-	-
MCPP (Mecoprop)	µg/l	0.449 ± 0.016	0.425 ± 0.064	0.0584	94.7	-0.41
Metazachlor	µg/l	0.222 ± 0.0101	0.233 ± 0.035	0.0266	105	0.41
Metazachlor ethane sulfonic acid (Metazachlor-ESA)	µg/l	0.177 ± 0.0116	0.142 ± 0.021	0.0337	80.1	-1.05
Metazachlor oxanilic acid	µg/l	0.313 ± 0.0285	0.16 ± 0.024	0.0658	51.1	-2.33

Parameter	Unit	Assigned value ± U (k=2)	Result ± U	Criterion	Recovery [%]	z-Score
(Metazachlor-OA)						
Metolachlor	µg/l	0.268 ± 0.0145	0.284 ± 0.043	0.0402	106	0.40
s-Metolachlor ethanesulfonic acid (Metolachlor-ESA)	µg/l	0.334 ± 0.0211	0.342 ± 0.051	0.0668	102	0.12
s-Metolachlor oxanilic acid (Metolachlor-OA)	µg/l	0.636 ± 0.0326	0.628 ± 0.094	0.089	98.8	-0.09
Chlorothalonil-4-hydroxy	µg/l	0.704 ± 0.119	- ± -	0.155	-	-
Chlorothalonil Metabolite R471811	µg/l	0.678 ± 0.0614	- ± -	0.102	-	-
Chlorothalonil Metabolite R611968	µg/l	0.332 ± 0.0236	- ± -	0.0288	-	-
Chlorothalonil Metabolite SYN507900	µg/l	0.383 ± 0.0238	- ± -	0.0337	-	-
Chlorothalonil Metabolite SYN548580	µg/l	- ± -	- ± -	-	-	-
Chlorothalonil Metabolite SYN548581	µg/l	- ± -	- ± -	-	-	-





Sample: H110A

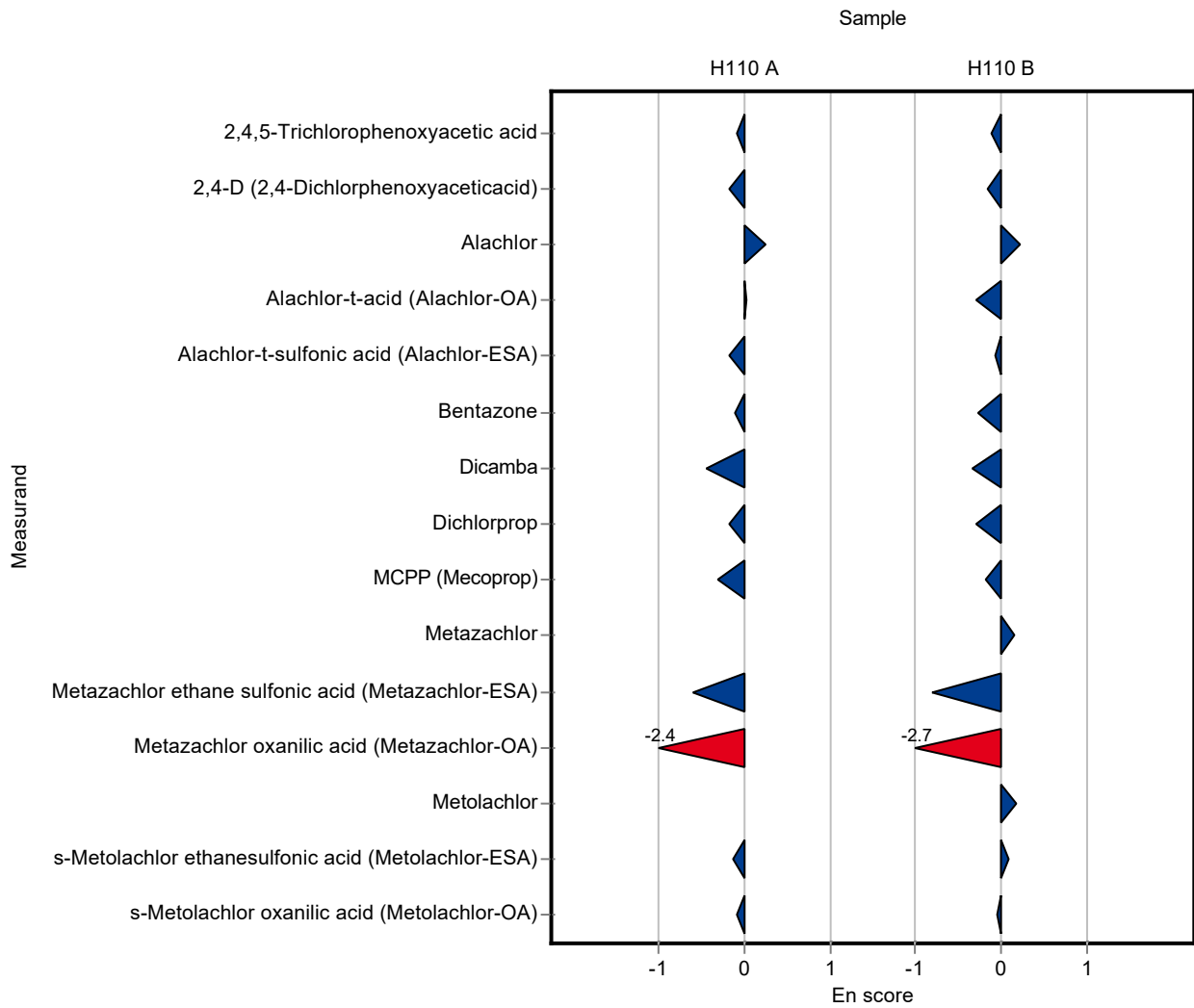
Parameter	Unit	Assigned value ± U (k=2)	Result ± U	Criterion	Recovery [%]	En-Score
2,4,5-Trichlorophenoxyacetic acid	µg/l	0.637 ± 0.0325	0.622 ± 0.093	0.115	97.6	-0.08
2,4-D (2,4-Dichlorphenoxyaceticacid)	µg/l	0.293 ± 0.0138	0.279 ± 0.042	0.041	95.2	-0.17
Alachlor	µg/l	0.253 ± 0.0151	0.273 ± 0.041	0.0303	108	0.25
Alachlor-t-acid (Alachlor-OA)	µg/l	0.165 ± 0.0102	0.166 ± 0.025	0.0247	101	0.03
Alachlor-t-sulfonic acid (Alachlor-ESA)	µg/l	0.414 ± 0.023	0.393 ± 0.059	0.0397	94.9	-0.17
AMPA	µg/l	0.436 ± 0.0433	- ± -	0.0567	-	-
Bentazone	µg/l	0.25 ± 0.00846	0.242 ± 0.036	0.0375	96.7	-0.11
Chlorothalonil Metabolite R611965 (3-carbamyl-2,4,5-trichlorobenzoic acid)	µg/l	0.654 ± 0.0615	- ± -	0.0785	-	-
Chlorothalonil sulfonic acid (Chlorothalonil-ESA)	µg/l	0.514 ± 0.0499	- ± -	0.0875	-	-
Dicamba	µg/l	0.441 ± 0.0329	0.389 ± 0.058	0.0882	88.2	-0.43
Dichlorprop	µg/l	0.183 ± 0.00775	0.174 ± 0.026	0.022	95	-0.18
Dimethachlor Metabolite - CGA 369873	µg/l	0.292 ± 0.0126	- ± -	0.0211	-	-
Glufosinate	µg/l	0.29 ± 0.0424	- ± -	0.0987	-	-
Glyphosate	µg/l	- ± -	- ± -	-	-	-
MCPP (Mecoprop)	µg/l	0.108 ± 0.00421	0.099 ± 0.015	0.0141	91.4	-0.31
Metazachlor	µg/l	- ± -	<0.03 (LOQ) ± -	-	-	-
Metazachlor ethane sulfonic acid (Metazachlor-ESA)	µg/l	0.961 ± 0.0475	0.815 ± 0.122	0.183	84.8	-0.59
Metazachlor oxanilic acid (Metazachlor-OA)	µg/l	0.811 ± 0.101	0.424 ± 0.064	0.17	52.3	-2.37
Metolachlor	µg/l	- ± -	<0.03 (LOQ) ± -	-	-	-
s-Metolachlor ethanesulfonic acid (Metolachlor-ESA)	µg/l	0.418 ± 0.0197	0.401 ± 0.06	0.0836	96	-0.14
s-Metolachlor oxanilic acid (Metolachlor-OA)	µg/l	0.88 ± 0.045	0.86 ± 0.129	0.123	97.7	-0.08
Chlorothalonil-4-hydroxy	µg/l	0.139 ± 0.0117	- ± -	0.0139	-	-
Chlorothalonil Metabolite R471811	µg/l	0.381 ± 0.0261	- ± -	0.0419	-	-

Parameter	Unit	Assigned value ± U (k=2)	Result ± U	Criterion	Recovery [%]	En-Score
Chlorothalonil Metabolite R611968	µg/l	0.505 ± 0.0334	- ± -	0.0409	-	-
Chlorothalonil Metabolite SYN507900	µg/l	0.192 ± 0.017	- ± -	0.025	-	-
Chlorothalonil Metabolite SYN548580	µg/l	- ± -	- ± -	-	-	-
Chlorothalonil Metabolite SYN548581	µg/l	- ± -	- ± -	-	-	-

Sample: H110B

Parameter	Unit	Assigned value ± U (k=2)	Result ± U	Criterion	Recovery [%]	En-Score
2,4,5-Trichlorophenoxyacetic acid	µg/l	0.121 ± 0.00822	0.117 ± 0.018	0.0219	96.4	-0.12
2,4-D (2,4-Dichlorphenoxyaceticacid)	µg/l	0.783 ± 0.0325	0.745 ± 0.112	0.11	95.2	-0.17
Alachlor	µg/l	0.776 ± 0.0446	0.83 ± 0.124	0.0931	107	0.21
Alachlor-t-acid (Alachlor-OA)	µg/l	0.115 ± 0.00792	0.105 ± 0.016	0.0172	91.4	-0.30
Alachlor-t-sulfonic acid (Alachlor-ESA)	µg/l	0.216 ± 0.0151	0.211 ± 0.032	0.028	97.9	-0.07
AMPA	µg/l	0.329 ± 0.0339	- ± -	0.0428	-	-
Bentazone	µg/l	0.498 ± 0.0158	0.459 ± 0.069	0.0747	92.2	-0.28
Chlorothalonil Metabolite R611965 (3-carbamyl-2,4,5-trichlorobenzoic acid)	µg/l	0.253 ± 0.0187	- ± -	0.023	-	-
Chlorothalonil sulfonic acid (Chlorothalonil-ESA)	µg/l	0.186 ± 0.0187	- ± -	0.0334	-	-
Dicamba	µg/l	0.487 ± 0.0444	0.441 ± 0.066	0.0973	90.6	-0.33
Dichlorprop	µg/l	0.192 ± 0.00877	0.176 ± 0.026	0.023	91.7	-0.30
Dimethachlor Metabolite - CGA 369873	µg/l	0.115 ± 0.0103	- ± -	0.0195	-	-
Glufosinate	µg/l	0.127 ± 0.0221	- ± -	0.0432	-	-
Glyphosate	µg/l	0.713 ± 0.069	- ± -	0.143	-	-
MCPP (Mecoprop)	µg/l	0.449 ± 0.016	0.425 ± 0.064	0.0584	94.7	-0.19
Metazachlor	µg/l	0.222 ± 0.0101	0.233 ± 0.035	0.0266	105	0.16
Metazachlor ethane sulfonic acid (Metazachlor-ESA)	µg/l	0.177 ± 0.0116	0.142 ± 0.021	0.0337	80.1	-0.81
Metazachlor oxanilic acid	µg/l	0.313 ± 0.0285	0.16 ± 0.024	0.0658	51.1	-2.75

Parameter	Unit	Assigned value ± U (k=2)	Result ± U	Criterion	Recovery [%]	En-Score
(Metazachlor-OA)						
Metolachlor	µg/l	0.268 ± 0.0145	0.284 ± 0.043	0.0402	106	0.18
s-Metolachlor ethanesulfonic acid (Metolachlor-ESA)	µg/l	0.334 ± 0.0211	0.342 ± 0.051	0.0668	102	0.08
s-Metolachlor oxanilic acid (Metolachlor-OA)	µg/l	0.636 ± 0.0326	0.628 ± 0.094	0.089	98.8	-0.04
Chlorothalonil-4-hydroxy	µg/l	0.704 ± 0.119	- ± -	0.155	-	-
Chlorothalonil Metabolite R471811	µg/l	0.678 ± 0.0614	- ± -	0.102	-	-
Chlorothalonil Metabolite R611968	µg/l	0.332 ± 0.0236	- ± -	0.0288	-	-
Chlorothalonil Metabolite SYN507900	µg/l	0.383 ± 0.0238	- ± -	0.0337	-	-
Chlorothalonil Metabolite SYN548580	µg/l	- ± -	- ± -	-	-	-
Chlorothalonil Metabolite SYN548581	µg/l	- ± -	- ± -	-	-	-



Sample: H110A

Parameter	Unit	Assigned value ± U (k=2)	Result ± U	Criterion	Recovery [%]	z-Score
2,4,5-Trichlorophenoxyacetic acid	µg/l	0.637 ± 0.0325	0.769 ± 0.093	0.115	121	1.15
2,4-D (2,4-Dichlorophenoxyacetic acid)	µg/l	0.293 ± 0.0138	0.344 ± 0.045	0.041	117	1.24
Alachlor	µg/l	0.253 ± 0.0151	0.298 ± 0.047	0.0303	118	1.50
Alachlor-t-acid (Alachlor-OA)	µg/l	0.165 ± 0.0102	0.187 ± 0.031	0.0247	114	0.91
Alachlor-t-sulfonic acid (Alachlor-ESA)	µg/l	0.414 ± 0.023	0.497 ± 0.092	0.0397	120	2.09
AMPA	µg/l	0.436 ± 0.0433	0.461 ± 0.048	0.0567	106	0.43
Bentazone	µg/l	0.25 ± 0.00846	0.282 ± 0.057	0.0375	113	0.85
Chlorothalonil Metabolite R611965 (3-carbamyl-2,4,5-trichlorobenzoic acid)	µg/l	0.654 ± 0.0615	703 ± 0.068	0.0785	107000	8950.00
Chlorothalonil sulfonic acid (Chlorothalonil-ESA)	µg/l	0.514 ± 0.0499	0.598 ± 0.13	0.0875	116	0.95
Dicamba	µg/l	0.441 ± 0.0329	0.558 ± 0.12	0.0882	127	1.33
Dichlorprop	µg/l	0.183 ± 0.00775	0.216 ± 0.038	0.022	118	1.49
Dimethachlor Metabolite - CGA 369873	µg/l	0.292 ± 0.0126	- ± -	0.0211	-	-
Glufosinate	µg/l	0.29 ± 0.0424	0.156 ± 0.031	0.0987	53.7	-1.36
Glyphosate	µg/l	- ± -	<0.05 (LOQ) ± -	-	-	-
MCPP (Mecoprop)	µg/l	0.108 ± 0.00421	0.127 ± 0.027	0.0141	117	1.33
Metazachlor	µg/l	- ± -	<0.025 (LOQ) ± -	-	-	-
Metazachlor ethane sulfonic acid (Metazachlor-ESA)	µg/l	0.961 ± 0.0475	1.073 ± 0.23	0.183	112	0.61
Metazachlor oxanilic acid (Metazachlor-OA)	µg/l	0.811 ± 0.101	0.976 ± 0.12	0.17	120	0.97
Metolachlor	µg/l	- ± -	<0.025 (LOQ) ± -	-	-	-
s-Metolachlor ethanesulfonic acid (Metolachlor-ESA)	µg/l	0.418 ± 0.0197	0.512 ± 0.14	0.0836	123	1.13
s-Metolachlor oxanilic acid (Metolachlor-OA)	µg/l	0.88 ± 0.045	1.046 ± 0.14	0.123	119	1.34
Chlorothalonil-4-hydroxy	µg/l	0.139 ± 0.0117	- ± -	0.0139	-	-
Chlorothalonil Metabolite R471811	µg/l	0.381 ± 0.0261	- ± -	0.0419	-	-

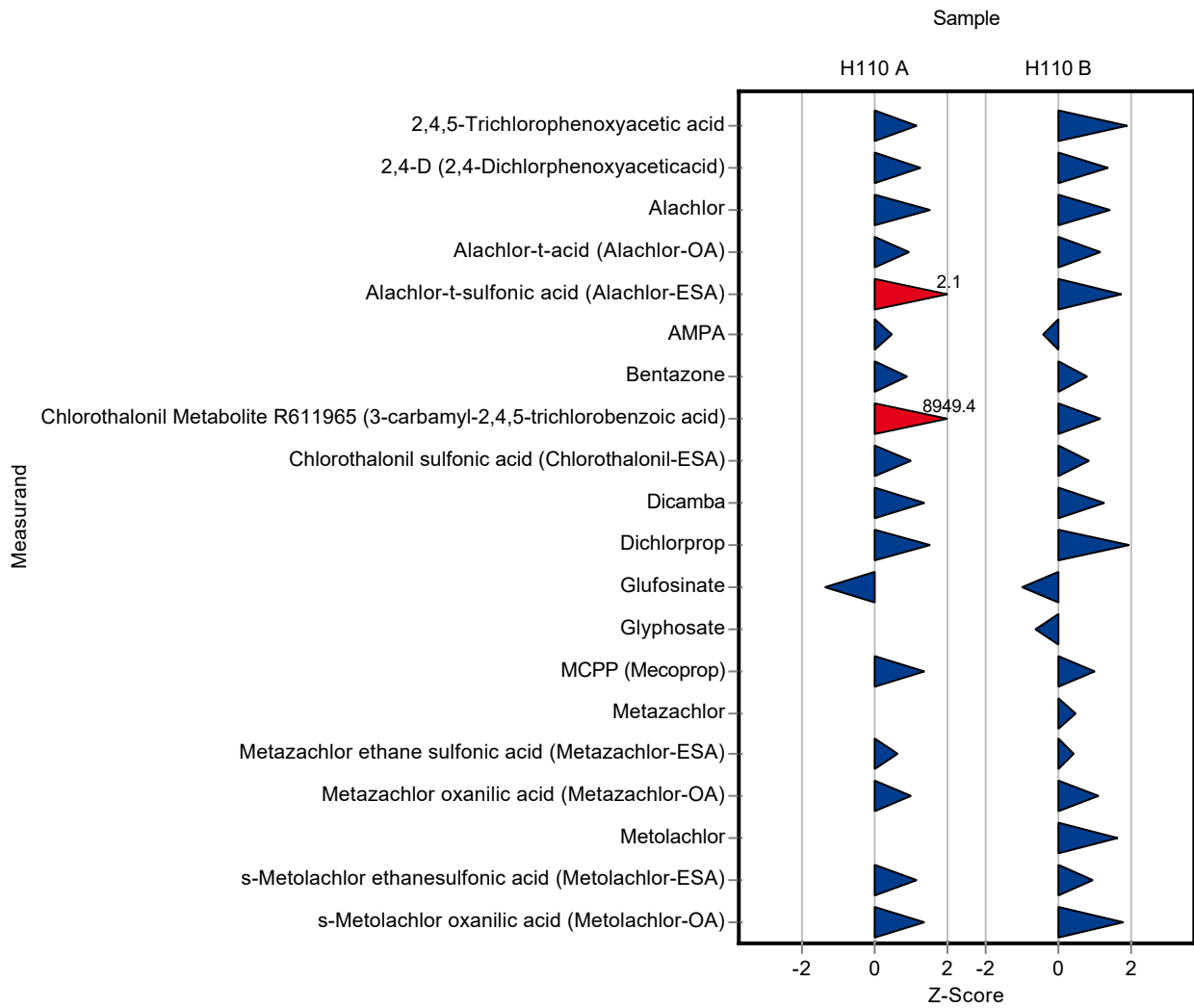
Parameter	Unit	Assigned value ± U (k=2)	Result ± U	Criterion	Recovery [%]	z-Score
Chlorothalonil Metabolite R611968	µg/l	0.505 ± 0.0334	- ± -	0.0409	-	-
Chlorothalonil Metabolite SYN507900	µg/l	0.192 ± 0.017	- ± -	0.025	-	-
Chlorothalonil Metabolite SYN548580	µg/l	- ± -	- ± -	-	-	-
Chlorothalonil Metabolite SYN548581	µg/l	- ± -	- ± -	-	-	-

Sample: H110B

Parameter	Unit	Assigned value ± U (k=2)	Result ± U	Criterion	Recovery [%]	z-Score
2,4,5-Trichlorophenoxyacetic acid	µg/l	0.121 ± 0.00822	0.163 ± 0.02	0.0219	134	1.90
2,4-D (2,4-Dichlorphenoxyaceticacid)	µg/l	0.783 ± 0.0325	0.935 ± 0.12	0.11	119	1.39
Alachlor	µg/l	0.776 ± 0.0446	0.91 ± 0.14	0.0931	117	1.44
Alachlor-t-acid (Alachlor-OA)	µg/l	0.115 ± 0.00792	0.135 ± 0.023	0.0172	117	1.17
Alachlor-t-sulfonic acid (Alachlor-ESA)	µg/l	0.216 ± 0.0151	0.265 ± 0.049	0.028	123	1.77
AMPA	µg/l	0.329 ± 0.0339	0.311 ± 0.033	0.0428	94.6	-0.42
Bentazone	µg/l	0.498 ± 0.0158	0.557 ± 0.11	0.0747	112	0.79
Chlorothalonil Metabolite R611965 (3-carbamyl-2,4,5-trichlorobenzoic acid)	µg/l	0.253 ± 0.0187	0.28 ± 0.027	0.023	111	1.19
Chlorothalonil sulfonic acid (Chlorothalonil-ESA)	µg/l	0.186 ± 0.0187	0.215 ± 0.046	0.0334	116	0.88
Dicamba	µg/l	0.487 ± 0.0444	0.611 ± 0.13	0.0973	126	1.28
Dichlorprop	µg/l	0.192 ± 0.00877	0.237 ± 0.041	0.023	124	1.96
Dimethachlor Metabolite - CGA 369873	µg/l	0.115 ± 0.0103	- ± -	0.0195	-	-
Glufosinate	µg/l	0.127 ± 0.0221	0.084 ± 0.017	0.0432	66	-1.00
Glyphosate	µg/l	0.713 ± 0.069	0.626 ± 0.038	0.143	87.9	-0.61
MCPP (Mecoprop)	µg/l	0.449 ± 0.016	0.508 ± 0.11	0.0584	113	1.01
Metazachlor	µg/l	0.222 ± 0.0101	0.235 ± 0.034	0.0266	106	0.49
Metazachlor ethane sulfonic acid (Metazachlor-ESA)	µg/l	0.177 ± 0.0116	0.192 ± 0.041	0.0337	108	0.43
Metazachlor oxanilic acid	µg/l	0.313 ± 0.0285	0.388 ± 0.048	0.0658	124	1.13

Parameter	Unit	Assigned value ± U (k=2)	Result ± U	Criterion	Recovery [%]	z-Score
(Metazachlor-OA)						
Metolachlor	µg/l	0.268 ± 0.0145	0.334 ± 0.018	0.0402	125	1.64
s-Metolachlor ethanesulfonic acid (Metolachlor-ESA)	µg/l	0.334 ± 0.0211	0.398 ± 0.11	0.0668	119	0.96
s-Metolachlor oxanilic acid (Metolachlor-OA)	µg/l	0.636 ± 0.0326	0.795 ± 0.12	0.089	125	1.79
Chlorothalonil-4-hydroxy	µg/l	0.704 ± 0.119	- ± -	0.155	-	-
Chlorothalonil Metabolite R471811	µg/l	0.678 ± 0.0614	- ± -	0.102	-	-
Chlorothalonil Metabolite R611968	µg/l	0.332 ± 0.0236	- ± -	0.0288	-	-
Chlorothalonil Metabolite SYN507900	µg/l	0.383 ± 0.0238	- ± -	0.0337	-	-
Chlorothalonil Metabolite SYN548580	µg/l	- ± -	- ± -	-	-	-
Chlorothalonil Metabolite SYN548581	µg/l	- ± -	- ± -	-	-	-





Sample: H110A

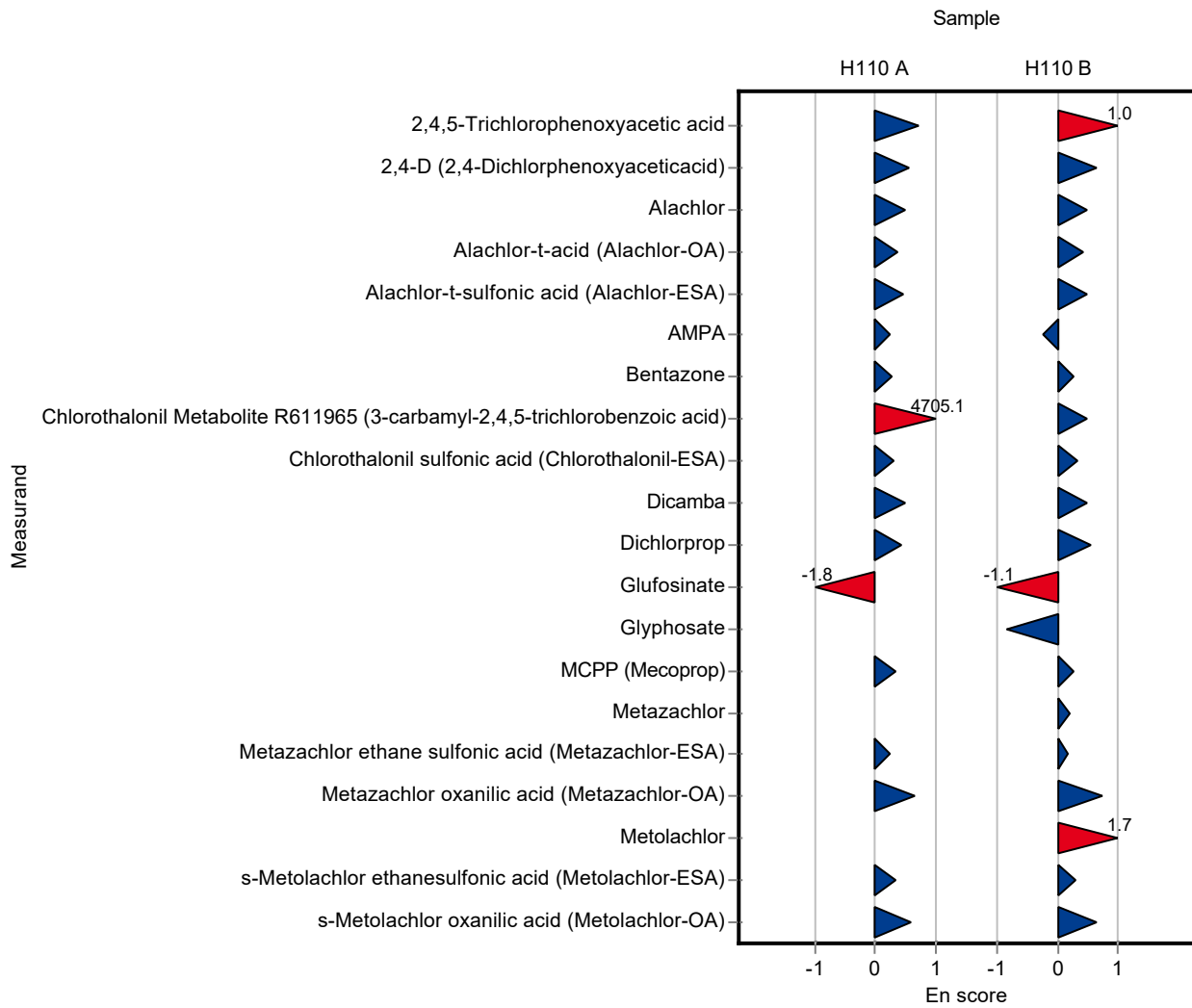
Parameter	Unit	Assigned value ± U (k=2)	Result ± U	Criterion	Recovery [%]	En-Score
2,4,5-Trichlorophenoxyacetic acid	µg/l	0.637 ± 0.0325	0.769 ± 0.093	0.115	121	0.70
2,4-D (2,4-Dichlorphenoxyaceticacid)	µg/l	0.293 ± 0.0138	0.344 ± 0.045	0.041	117	0.56
Alachlor	µg/l	0.253 ± 0.0151	0.298 ± 0.047	0.0303	118	0.48
Alachlor-t-acid (Alachlor-OA)	µg/l	0.165 ± 0.0102	0.187 ± 0.031	0.0247	114	0.36
Alachlor-t-sulfonic acid (Alachlor-ESA)	µg/l	0.414 ± 0.023	0.497 ± 0.092	0.0397	120	0.45
AMPA	µg/l	0.436 ± 0.0433	0.461 ± 0.048	0.0567	106	0.23
Bentazone	µg/l	0.25 ± 0.00846	0.282 ± 0.057	0.0375	113	0.28
Chlorothalonil Metabolite R611965 (3-carbamyl-2,4,5-trichlorobenzoic acid)	µg/l	0.654 ± 0.0615	703 ± 0.068	0.0785	107000	4710.00
Chlorothalonil sulfonic acid (Chlorothalonil-ESA)	µg/l	0.514 ± 0.0499	0.598 ± 0.13	0.0875	116	0.32
Dicamba	µg/l	0.441 ± 0.0329	0.558 ± 0.12	0.0882	127	0.48
Dichlorprop	µg/l	0.183 ± 0.00775	0.216 ± 0.038	0.022	118	0.43
Dimethachlor Metabolite - CGA 369873	µg/l	0.292 ± 0.0126	- ± -	0.0211	-	-
Glufosinate	µg/l	0.29 ± 0.0424	0.156 ± 0.031	0.0987	53.7	-1.79
Glyphosate	µg/l	- ± -	<0.05 (LOQ) ± -	-	-	-
MCPP (Mecoprop)	µg/l	0.108 ± 0.00421	0.127 ± 0.027	0.0141	117	0.34
Metazachlor	µg/l	- ± -	<0.025 (LOQ) ± -	-	-	-
Metazachlor ethane sulfonic acid (Metazachlor-ESA)	µg/l	0.961 ± 0.0475	1.073 ± 0.23	0.183	112	0.24
Metazachlor oxanilic acid (Metazachlor-OA)	µg/l	0.811 ± 0.101	0.976 ± 0.12	0.17	120	0.64
Metolachlor	µg/l	- ± -	<0.025 (LOQ) ± -	-	-	-
s-Metolachlor ethanesulfonic acid (Metolachlor-ESA)	µg/l	0.418 ± 0.0197	0.512 ± 0.14	0.0836	123	0.34
s-Metolachlor oxanilic acid (Metolachlor-OA)	µg/l	0.88 ± 0.045	1.046 ± 0.14	0.123	119	0.58
Chlorothalonil-4-hydroxy	µg/l	0.139 ± 0.0117	- ± -	0.0139	-	-
Chlorothalonil Metabolite R471811	µg/l	0.381 ± 0.0261	- ± -	0.0419	-	-

Parameter	Unit	Assigned value ± U (k=2)	Result ± U	Criterion	Recovery [%]	En-Score
Chlorothalonil Metabolite R611968	µg/l	0.505 ± 0.0334	- ± -	0.0409	-	-
Chlorothalonil Metabolite SYN507900	µg/l	0.192 ± 0.017	- ± -	0.025	-	-
Chlorothalonil Metabolite SYN548580	µg/l	- ± -	- ± -	-	-	-
Chlorothalonil Metabolite SYN548581	µg/l	- ± -	- ± -	-	-	-

Sample: H110B

Parameter	Unit	Assigned value ± U (k=2)	Result ± U	Criterion	Recovery [%]	En-Score
2,4,5-Trichlorophenoxyacetic acid	µg/l	0.121 ± 0.00822	0.163 ± 0.02	0.0219	134	1.02
2,4-D (2,4-Dichlorphenoxyaceticacid)	µg/l	0.783 ± 0.0325	0.935 ± 0.12	0.11	119	0.63
Alachlor	µg/l	0.776 ± 0.0446	0.91 ± 0.14	0.0931	117	0.47
Alachlor-t-acid (Alachlor-OA)	µg/l	0.115 ± 0.00792	0.135 ± 0.023	0.0172	117	0.43
Alachlor-t-sulfonic acid (Alachlor-ESA)	µg/l	0.216 ± 0.0151	0.265 ± 0.049	0.028	123	0.50
AMPA	µg/l	0.329 ± 0.0339	0.311 ± 0.033	0.0428	94.6	-0.24
Bentazone	µg/l	0.498 ± 0.0158	0.557 ± 0.11	0.0747	112	0.27
Chlorothalonil Metabolite R611965 (3-carbamyl-2,4,5-trichlorobenzoic acid)	µg/l	0.253 ± 0.0187	0.28 ± 0.027	0.023	111	0.48
Chlorothalonil sulfonic acid (Chlorothalonil-ESA)	µg/l	0.186 ± 0.0187	0.215 ± 0.046	0.0334	116	0.31
Dicamba	µg/l	0.487 ± 0.0444	0.611 ± 0.13	0.0973	126	0.47
Dichlorprop	µg/l	0.192 ± 0.00877	0.237 ± 0.041	0.023	124	0.55
Dimethachlor Metabolite - CGA 369873	µg/l	0.115 ± 0.0103	- ± -	0.0195	-	-
Glufosinate	µg/l	0.127 ± 0.0221	0.084 ± 0.017	0.0432	66	-1.07
Glyphosate	µg/l	0.713 ± 0.069	0.626 ± 0.038	0.143	87.9	-0.84
MCPP (Mecoprop)	µg/l	0.449 ± 0.016	0.508 ± 0.11	0.0584	113	0.27
Metazachlor	µg/l	0.222 ± 0.0101	0.235 ± 0.034	0.0266	106	0.19
Metazachlor ethane sulfonic acid (Metazachlor-ESA)	µg/l	0.177 ± 0.0116	0.192 ± 0.041	0.0337	108	0.18
Metazachlor oxanilic acid	µg/l	0.313 ± 0.0285	0.388 ± 0.048	0.0658	124	0.74

Parameter	Unit	Assigned value ± U (k=2)	Result ± U	Criterion Recovery [%]	En-Score
(Metazachlor-OA)					
Metolachlor	µg/l	0.268 ± 0.0145	0.334 ± 0.018	0.0402	125
s-Metolachlor ethanesulfonic acid (Metolachlor-ESA)	µg/l	0.334 ± 0.0211	0.398 ± 0.11	0.0668	119
s-Metolachlor oxanilic acid (Metolachlor-OA)	µg/l	0.636 ± 0.0326	0.795 ± 0.12	0.089	125
Chlorothalonil-4-hydroxy	µg/l	0.704 ± 0.119	- ± -	0.155	-
Chlorothalonil Metabolite R471811	µg/l	0.678 ± 0.0614	- ± -	0.102	-
Chlorothalonil Metabolite R611968	µg/l	0.332 ± 0.0236	- ± -	0.0288	-
Chlorothalonil Metabolite SYN507900	µg/l	0.383 ± 0.0238	- ± -	0.0337	-
Chlorothalonil Metabolite SYN548580	µg/l	- ± -	- ± -	-	-
Chlorothalonil Metabolite SYN548581	µg/l	- ± -	- ± -	-	-



Sample: H110A

Parameter	Unit	Assigned value ± U (k=2)	Result ± U	Criterion	Recovery [%]	z-Score
2,4,5-Trichlorophenoxyacetic acid	µg/l	0.637 ± 0.0325	0.645 ± 0.035	0.115	101	0.07
2,4-D (2,4-Dichlorphenoxyaceticacid)	µg/l	0.293 ± 0.0138	0.304 ± 0.043	0.041	104	0.27
Alachlor	µg/l	0.253 ± 0.0151	- ± -	0.0303	-	-
Alachlor-t-acid (Alachlor-OA)	µg/l	0.165 ± 0.0102	- ± -	0.0247	-	-
Alachlor-t-sulfonic acid (Alachlor-ESA)	µg/l	0.414 ± 0.023	- ± -	0.0397	-	-
AMPA	µg/l	0.436 ± 0.0433	0.509 ± 0.12	0.0567	117	1.28
Bentazone	µg/l	0.25 ± 0.00846	0.26 ± 0.046	0.0375	104	0.26
Chlorothalonil Metabolite R611965 (3-carbamyl-2,4,5-trichlorobenzoic acid)	µg/l	0.654 ± 0.0615	- ± -	0.0785	-	-
Chlorothalonil sulfonic acid (Chlorothalonil-ESA)	µg/l	0.514 ± 0.0499	- ± -	0.0875	-	-
Dicamba	µg/l	0.441 ± 0.0329	- ± -	0.0882	-	-
Dichlorprop	µg/l	0.183 ± 0.00775	0.202 ± 0.011	0.022	110	0.85
Dimethachlor Metabolite - CGA 369873	µg/l	0.292 ± 0.0126	0.295 ± 0.074	0.0211	101	0.13
Glufosinate	µg/l	0.29 ± 0.0424	0.318 ± 0.069	0.0987	110	0.28
Glyphosate	µg/l	- ± -	<0.03 (LOQ) ± -	-	-	-
MCPP (Mecoprop)	µg/l	0.108 ± 0.00421	0.118 ± 0.0091	0.0141	109	0.69
Metazachlor	µg/l	- ± -	- ± -	-	-	-
Metazachlor ethane sulfonic acid (Metazachlor-ESA)	µg/l	0.961 ± 0.0475	0.892 ± 0.089	0.183	92.8	-0.38
Metazachlor oxanilic acid (Metazachlor-OA)	µg/l	0.811 ± 0.101	0.822 ± 0.099	0.17	101	0.07
Metolachlor	µg/l	- ± -	- ± -	-	-	-
s-Metolachlor ethanesulfonic acid (Metolachlor-ESA)	µg/l	0.418 ± 0.0197	0.413 ± 0.087	0.0836	98.8	-0.06
s-Metolachlor oxanilic acid (Metolachlor-OA)	µg/l	0.88 ± 0.045	0.858 ± 0.077	0.123	97.4	-0.18
Chlorothalonil-4-hydroxy	µg/l	0.139 ± 0.0117	- ± -	0.0139	-	-
Chlorothalonil Metabolite R471811	µg/l	0.381 ± 0.0261	- ± -	0.0419	-	-

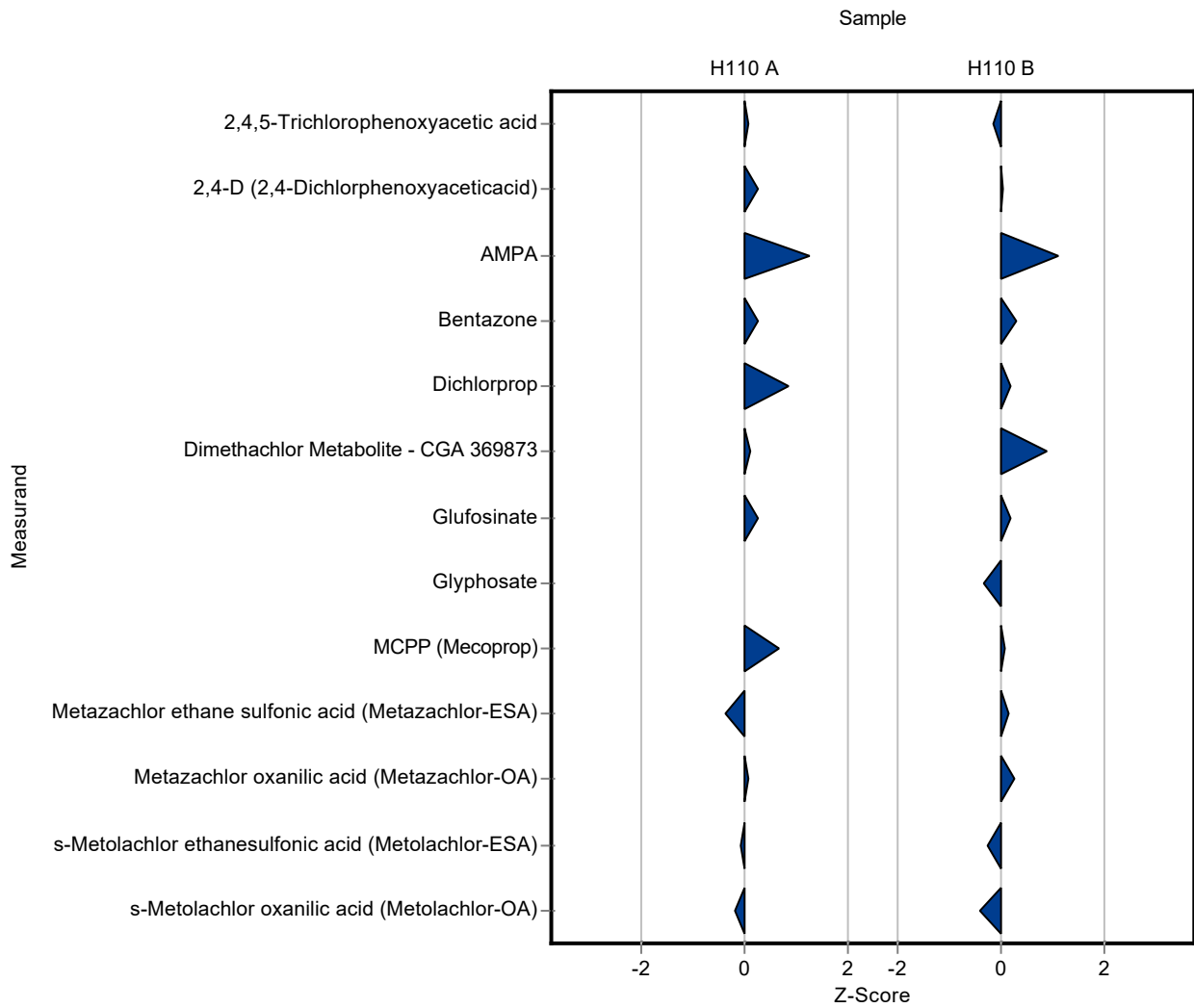
Parameter	Unit	Assigned value ± U (k=2)	Result ± U	Criterion	Recovery [%]	z-Score
Chlorothalonil Metabolite R611968	µg/l	0.505 ± 0.0334	- ± -	0.0409	-	-
Chlorothalonil Metabolite SYN507900	µg/l	0.192 ± 0.017	- ± -	0.025	-	-
Chlorothalonil Metabolite SYN548580	µg/l	- ± -	- ± -	-	-	-
Chlorothalonil Metabolite SYN548581	µg/l	- ± -	- ± -	-	-	-

Sample: H110B

Parameter	Unit	Assigned value ± U (k=2)	Result ± U	Criterion	Recovery [%]	z-Score
2,4,5-Trichlorophenoxyacetic acid	µg/l	0.121 ± 0.00822	0.118 ± 0.009	0.0219	97.2	-0.16
2,4-D (2,4-Dichlorphenoxyaceticacid)	µg/l	0.783 ± 0.0325	0.786 ± 0.13	0.11	100	0.03
Alachlor	µg/l	0.776 ± 0.0446	- ± -	0.0931	-	-
Alachlor-t-acid (Alachlor-OA)	µg/l	0.115 ± 0.00792	- ± -	0.0172	-	-
Alachlor-t-sulfonic acid (Alachlor-ESA)	µg/l	0.216 ± 0.0151	- ± -	0.028	-	-
AMPA	µg/l	0.329 ± 0.0339	0.376 ± 0.085	0.0428	114	1.10
Bentazone	µg/l	0.498 ± 0.0158	0.519 ± 0.14	0.0747	104	0.28
Chlorothalonil Metabolite R611965 (3-carbamyl-2,4,5-trichlorobenzoic acid)	µg/l	0.253 ± 0.0187	- ± -	0.023	-	-
Chlorothalonil sulfonic acid (Chlorothalonil-ESA)	µg/l	0.186 ± 0.0187	- ± -	0.0334	-	-
Dicamba	µg/l	0.487 ± 0.0444	- ± -	0.0973	-	-
Dichlorprop	µg/l	0.192 ± 0.00877	0.196 ± 0.016	0.023	102	0.18
Dimethachlor Metabolite - CGA 369873	µg/l	0.115 ± 0.0103	0.132 ± 0.016	0.0195	115	0.89
Glufosinate	µg/l	0.127 ± 0.0221	0.135 ± 0.02	0.0432	106	0.18
Glyphosate	µg/l	0.713 ± 0.069	0.664 ± 0.12	0.143	93.2	-0.34
MCPP (Mecoprop)	µg/l	0.449 ± 0.016	0.454 ± 0.042	0.0584	101	0.09
Metazachlor	µg/l	0.222 ± 0.0101	- ± -	0.0266	-	-
Metazachlor ethane sulfonic acid (Metazachlor-ESA)	µg/l	0.177 ± 0.0116	0.182 ± 0.018	0.0337	103	0.14
Metazachlor oxanilic acid	µg/l	0.313 ± 0.0285	0.33 ± 0.04	0.0658	105	0.25

Parameter	Unit	Assigned value ± U (k=2)	Result ± U	Criterion Recovery [%]	z-Score
(Metazachlor-OA)					
Metolachlor	µg/l	0.268 ± 0.0145	- ± -	0.0402	-
s-Metolachlor ethanesulfonic acid (Metolachlor-ESA)	µg/l	0.334 ± 0.0211	0.315 ± 0.032	0.0668	94.3
s-Metolachlor oxanilic acid (Metolachlor-OA)	µg/l	0.636 ± 0.0326	0.599 ± 0.036	0.089	94.2
Chlorothalonil-4-hydroxy	µg/l	0.704 ± 0.119	- ± -	0.155	-
Chlorothalonil Metabolite R471811	µg/l	0.678 ± 0.0614	- ± -	0.102	-
Chlorothalonil Metabolite R611968	µg/l	0.332 ± 0.0236	- ± -	0.0288	-
Chlorothalonil Metabolite SYN507900	µg/l	0.383 ± 0.0238	- ± -	0.0337	-
Chlorothalonil Metabolite SYN548580	µg/l	- ± -	- ± -	-	-
Chlorothalonil Metabolite SYN548581	µg/l	- ± -	- ± -	-	-





Sample: H110A

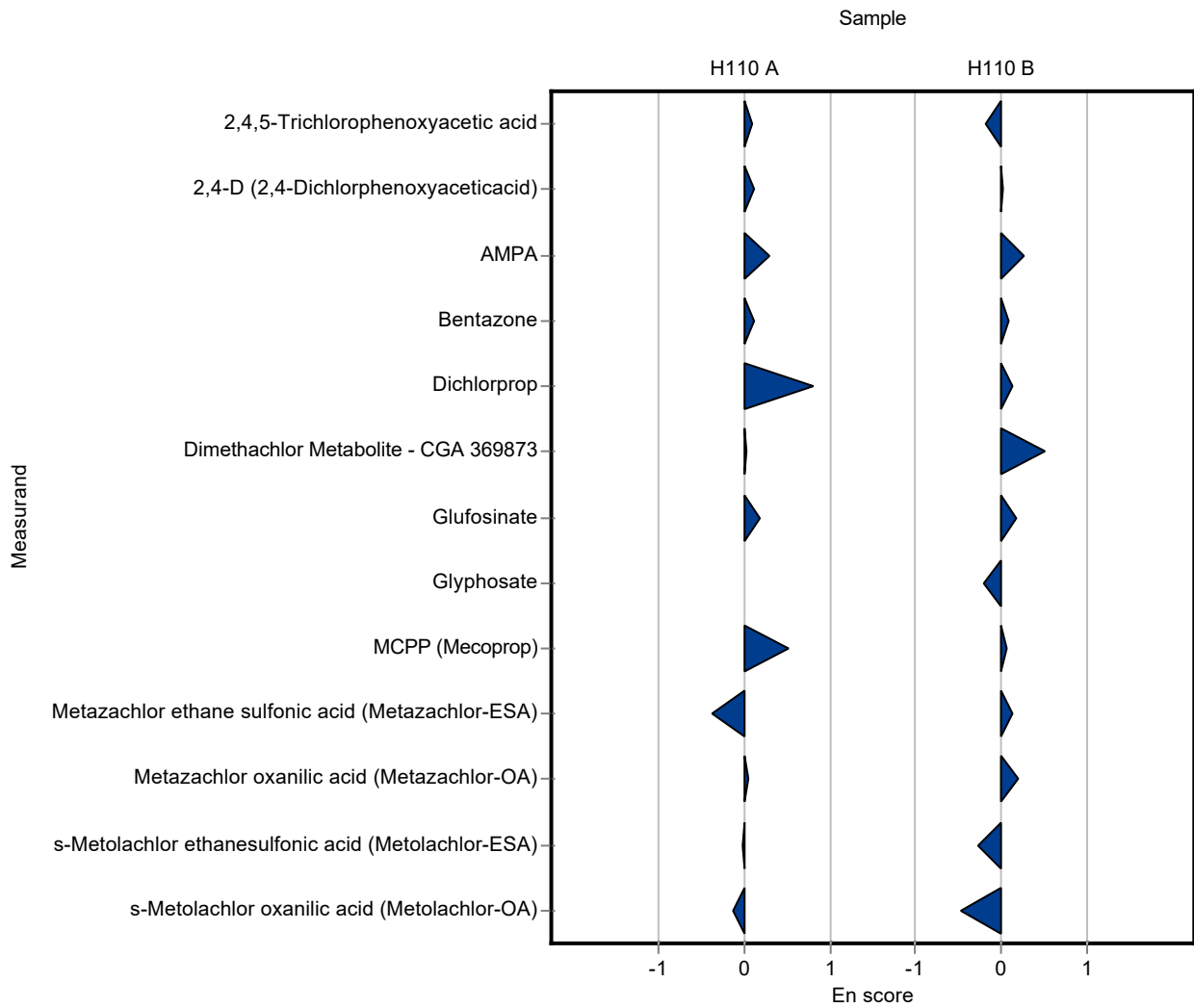
Parameter	Unit	Assigned value ± U (k=2)	Result ± U	Criterion	Recovery [%]	En-Score
2,4,5-Trichlorophenoxyacetic acid	µg/l	0.637 ± 0.0325	0.645 ± 0.035	0.115	101	0.10
2,4-D (2,4-Dichlorphenoxyaceticacid)	µg/l	0.293 ± 0.0138	0.304 ± 0.043	0.041	104	0.13
Alachlor	µg/l	0.253 ± 0.0151	- ± -	0.0303	-	-
Alachlor-t-acid (Alachlor-OA)	µg/l	0.165 ± 0.0102	- ± -	0.0247	-	-
Alachlor-t-sulfonic acid (Alachlor-ESA)	µg/l	0.414 ± 0.023	- ± -	0.0397	-	-
AMPA	µg/l	0.436 ± 0.0433	0.509 ± 0.12	0.0567	117	0.30
Bentazone	µg/l	0.25 ± 0.00846	0.26 ± 0.046	0.0375	104	0.11
Chlorothalonil Metabolite R611965 (3-carbamyl-2,4,5-trichlorobenzoic acid)	µg/l	0.654 ± 0.0615	- ± -	0.0785	-	-
Chlorothalonil sulfonic acid (Chlorothalonil-ESA)	µg/l	0.514 ± 0.0499	- ± -	0.0875	-	-
Dicamba	µg/l	0.441 ± 0.0329	- ± -	0.0882	-	-
Dichlorprop	µg/l	0.183 ± 0.00775	0.202 ± 0.011	0.022	110	0.80
Dimethachlor Metabolite - CGA 369873	µg/l	0.292 ± 0.0126	0.295 ± 0.074	0.0211	101	0.02
Glufosinate	µg/l	0.29 ± 0.0424	0.318 ± 0.069	0.0987	110	0.19
Glyphosate	µg/l	- ± -	<0.03 (LOQ) ± -	-	-	-
MCPP (Mecoprop)	µg/l	0.108 ± 0.00421	0.118 ± 0.0091	0.0141	109	0.52
Metazachlor	µg/l	- ± -	- ± -	-	-	-
Metazachlor ethane sulfonic acid (Metazachlor-ESA)	µg/l	0.961 ± 0.0475	0.892 ± 0.089	0.183	92.8	-0.38
Metazachlor oxanilic acid (Metazachlor-OA)	µg/l	0.811 ± 0.101	0.822 ± 0.099	0.17	101	0.05
Metolachlor	µg/l	- ± -	- ± -	-	-	-
s-Metolachlor ethanesulfonic acid (Metolachlor-ESA)	µg/l	0.418 ± 0.0197	0.413 ± 0.087	0.0836	98.8	-0.03
s-Metolachlor oxanilic acid (Metolachlor-OA)	µg/l	0.88 ± 0.045	0.858 ± 0.077	0.123	97.4	-0.14
Chlorothalonil-4-hydroxy	µg/l	0.139 ± 0.0117	- ± -	0.0139	-	-
Chlorothalonil Metabolite R471811	µg/l	0.381 ± 0.0261	- ± -	0.0419	-	-

Parameter	Unit	Assigned value ± U (k=2)	Result ± U	Criterion	Recovery [%]	En-Score
Chlorothalonil Metabolite R611968	µg/l	0.505 ± 0.0334	- ± -	0.0409	-	-
Chlorothalonil Metabolite SYN507900	µg/l	0.192 ± 0.017	- ± -	0.025	-	-
Chlorothalonil Metabolite SYN548580	µg/l	- ± -	- ± -	-	-	-
Chlorothalonil Metabolite SYN548581	µg/l	- ± -	- ± -	-	-	-

Sample: H110B

Parameter	Unit	Assigned value ± U (k=2)	Result ± U	Criterion	Recovery [%]	En-Score
2,4,5-Trichlorophenoxyacetic acid	µg/l	0.121 ± 0.00822	0.118 ± 0.009	0.0219	97.2	-0.17
2,4-D (2,4-Dichlorphenoxyaceticacid)	µg/l	0.783 ± 0.0325	0.786 ± 0.13	0.11	100	0.01
Alachlor	µg/l	0.776 ± 0.0446	- ± -	0.0931	-	-
Alachlor-t-acid (Alachlor-OA)	µg/l	0.115 ± 0.00792	- ± -	0.0172	-	-
Alachlor-t-sulfonic acid (Alachlor-ESA)	µg/l	0.216 ± 0.0151	- ± -	0.028	-	-
AMPA	µg/l	0.329 ± 0.0339	0.376 ± 0.085	0.0428	114	0.27
Bentazone	µg/l	0.498 ± 0.0158	0.519 ± 0.14	0.0747	104	0.08
Chlorothalonil Metabolite R611965 (3-carbamyl-2,4,5-trichlorobenzoic acid)	µg/l	0.253 ± 0.0187	- ± -	0.023	-	-
Chlorothalonil sulfonic acid (Chlorothalonil-ESA)	µg/l	0.186 ± 0.0187	- ± -	0.0334	-	-
Dicamba	µg/l	0.487 ± 0.0444	- ± -	0.0973	-	-
Dichlorprop	µg/l	0.192 ± 0.00877	0.196 ± 0.016	0.023	102	0.12
Dimethachlor Metabolite - CGA 369873	µg/l	0.115 ± 0.0103	0.132 ± 0.016	0.0195	115	0.52
Glufosinate	µg/l	0.127 ± 0.0221	0.135 ± 0.02	0.0432	106	0.17
Glyphosate	µg/l	0.713 ± 0.069	0.664 ± 0.12	0.143	93.2	-0.19
MCPP (Mecoprop)	µg/l	0.449 ± 0.016	0.454 ± 0.042	0.0584	101	0.06
Metazachlor	µg/l	0.222 ± 0.0101	- ± -	0.0266	-	-
Metazachlor ethane sulfonic acid (Metazachlor-ESA)	µg/l	0.177 ± 0.0116	0.182 ± 0.018	0.0337	103	0.12
Metazachlor oxanilic acid	µg/l	0.313 ± 0.0285	0.33 ± 0.04	0.0658	105	0.20

Parameter	Unit	Assigned value ± U (k=2)	Result ± U	Criterion Recovery [%]	En-Score
(Metazachlor-OA)					
Metolachlor	µg/l	0.268 ± 0.0145	- ± -	0.0402	-
s-Metolachlor ethanesulfonic acid (Metolachlor-ESA)	µg/l	0.334 ± 0.0211	0.315 ± 0.032	0.0668	94.3
s-Metolachlor oxanilic acid (Metolachlor-OA)	µg/l	0.636 ± 0.0326	0.599 ± 0.036	0.089	94.2
Chlorothalonil-4-hydroxy	µg/l	0.704 ± 0.119	- ± -	0.155	-
Chlorothalonil Metabolite R471811	µg/l	0.678 ± 0.0614	- ± -	0.102	-
Chlorothalonil Metabolite R611968	µg/l	0.332 ± 0.0236	- ± -	0.0288	-
Chlorothalonil Metabolite SYN507900	µg/l	0.383 ± 0.0238	- ± -	0.0337	-
Chlorothalonil Metabolite SYN548580	µg/l	- ± -	- ± -	-	-
Chlorothalonil Metabolite SYN548581	µg/l	- ± -	- ± -	-	-



Sample: H110A

Parameter	Unit	Assigned value ± U (k=2)	Result ± U	Criterion	Recovery [%]	z-Score
2,4,5-Trichlorophenoxyacetic acid	µg/l	0.637 ± 0.0325	0.617 ± 0.123	0.115	96.8	-0.18
2,4-D (2,4-Dichlorphenoxyaceticacid)	µg/l	0.293 ± 0.0138	0.314 ± 0.063	0.041	107	0.51
Alachlor	µg/l	0.253 ± 0.0151	- ± -	0.0303	-	-
Alachlor-t-acid (Alachlor-OA)	µg/l	0.165 ± 0.0102	0.163 ± 0.033	0.0247	99	-0.06
Alachlor-t-sulfonic acid (Alachlor-ESA)	µg/l	0.414 ± 0.023	- ± -	0.0397	-	-
AMPA	µg/l	0.436 ± 0.0433	0.488 ± 0.117	0.0567	112	0.91
Bentazone	µg/l	0.25 ± 0.00846	0.261 ± 0.052	0.0375	104	0.29
Chlorothalonil Metabolite R611965 (3-carbamyl-2,4,5-trichlorobenzoic acid)	µg/l	0.654 ± 0.0615	0.604 ± 0.121	0.0785	92.4	-0.64
Chlorothalonil sulfonic acid (Chlorothalonil-ESA)	µg/l	0.514 ± 0.0499	0.482 ± 0.174	0.0875	93.7	-0.37
Dicamba	µg/l	0.441 ± 0.0329	0.666 ± 0.133	0.0882	151	2.55
Dichlorprop	µg/l	0.183 ± 0.00775	0.167 ± 0.033	0.022	91.1	-0.74
Dimethachlor Metabolite - CGA 369873	µg/l	0.292 ± 0.0126	0.276 ± 0.075	0.0211	94.4	-0.78
Glufosinate	µg/l	0.29 ± 0.0424	0.397 ± 0.111	0.0987	137	1.08
Glyphosate	µg/l	- ± -	<0.005 (LOQ) ± -	-	-	-
MCPP (Mecoprop)	µg/l	0.108 ± 0.00421	0.106 ± 0.021	0.0141	97.9	-0.16
Metazachlor	µg/l	- ± -	<0.005 (LOQ) ± -	-	-	-
Metazachlor ethane sulfonic acid (Metazachlor-ESA)	µg/l	0.961 ± 0.0475	0.991 ± 0.198	0.183	103	0.16
Metazachlor oxanilic acid (Metazachlor-OA)	µg/l	0.811 ± 0.101	0.891 ± 0.178	0.17	110	0.47
Metolachlor	µg/l	- ± -	<0.005 (LOQ) ± -	-	-	-
s-Metolachlor ethanesulfonic acid (Metolachlor-ESA)	µg/l	0.418 ± 0.0197	0.367 ± 0.073	0.0836	87.8	-0.61
s-Metolachlor oxanilic acid (Metolachlor-OA)	µg/l	0.88 ± 0.045	0.906 ± 0.181	0.123	103	0.21
Chlorothalonil-4-hydroxy	µg/l	0.139 ± 0.0117	0.137 ± 0.027	0.0139	98.4	-0.16
Chlorothalonil Metabolite R471811	µg/l	0.381 ± 0.0261	0.349 ± 0.147	0.0419	91.6	-0.77

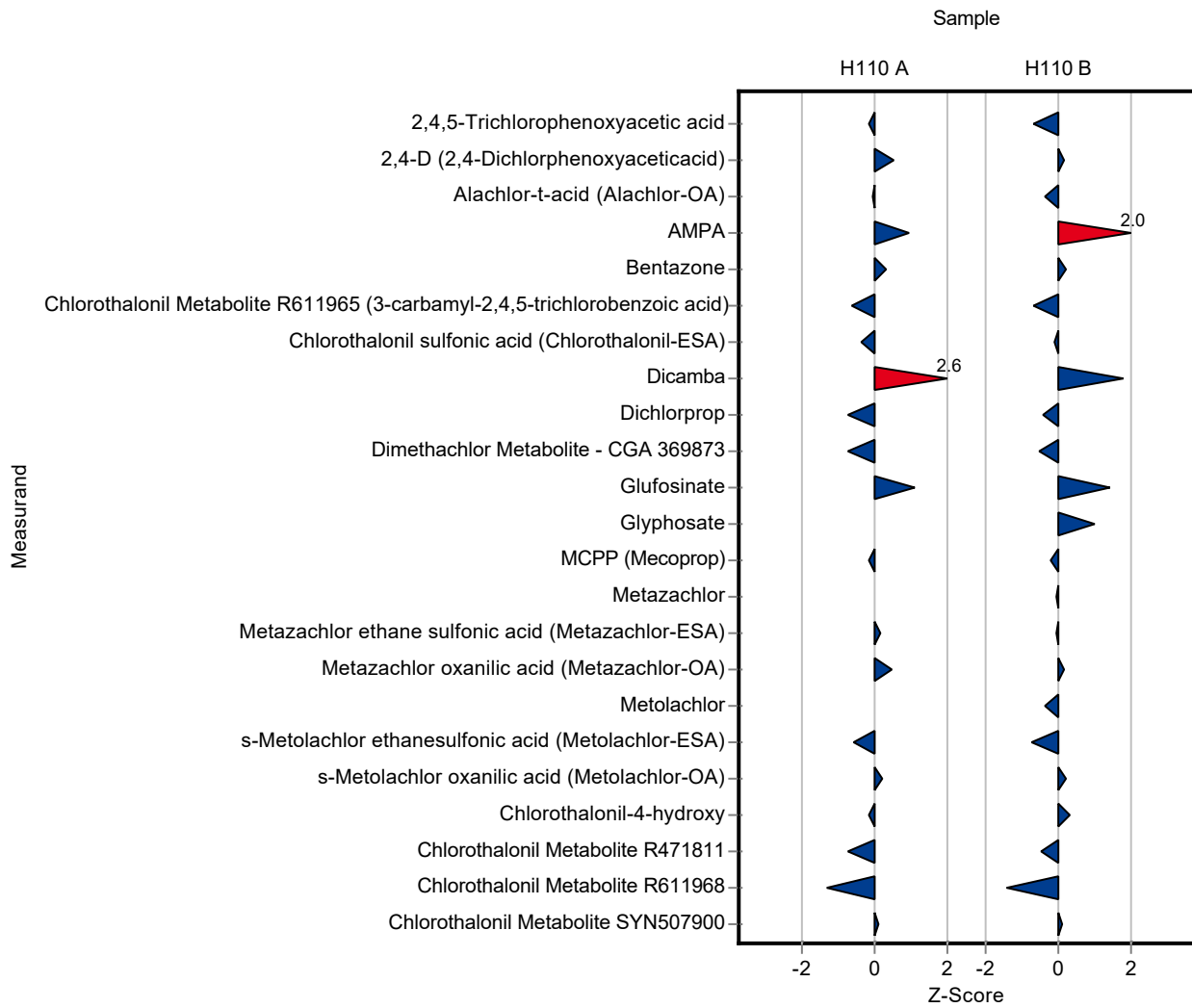
Parameter	Unit	Assigned value ± U (k=2)	Result ± U	Criterion	Recovery [%]	z-Score
Chlorothalonil Metabolite R611968	µg/l	0.505 ± 0.0334	0.45 ± 0.09	0.0409	89.2	-1.34
Chlorothalonil Metabolite SYN507900	µg/l	0.192 ± 0.017	0.194 ± 0.041	0.025	101	0.08
Chlorothalonil Metabolite SYN548580	µg/l	- ± -	0.487 ± 0.097	-	-	-
Chlorothalonil Metabolite SYN548581	µg/l	- ± -	0.579 ± 0.116	-	-	-

Sample: H110B

Parameter	Unit	Assigned value ± U (k=2)	Result ± U	Criterion	Recovery [%]	z-Score
2,4,5-Trichlorophenoxyacetic acid	µg/l	0.121 ± 0.00822	0.107 ± 0.021	0.0219	88.1	-0.66
2,4-D (2,4-Dichlorphenoxyaceticacid)	µg/l	0.783 ± 0.0325	0.8 ± 0.16	0.11	102	0.16
Alachlor	µg/l	0.776 ± 0.0446	- ± -	0.0931	-	-
Alachlor-t-acid (Alachlor-OA)	µg/l	0.115 ± 0.00792	0.109 ± 0.022	0.0172	94.9	-0.34
Alachlor-t-sulfonic acid (Alachlor-ESA)	µg/l	0.216 ± 0.0151	- ± -	0.028	-	-
AMPA	µg/l	0.329 ± 0.0339	0.415 ± 0.1	0.0428	126	2.01
Bentazone	µg/l	0.498 ± 0.0158	0.517 ± 0.103	0.0747	104	0.26
Chlorothalonil Metabolite R611965 (3-carbamyl-2,4,5-trichlorobenzoic acid)	µg/l	0.253 ± 0.0187	0.238 ± 0.048	0.023	94.2	-0.64
Chlorothalonil sulfonic acid (Chlorothalonil-ESA)	µg/l	0.186 ± 0.0187	0.183 ± 0.066	0.0334	98.6	-0.08
Dicamba	µg/l	0.487 ± 0.0444	0.664 ± 0.133	0.0973	136	1.82
Dichlorprop	µg/l	0.192 ± 0.00877	0.183 ± 0.037	0.023	95.4	-0.39
Dimethachlor Metabolite - CGA 369873	µg/l	0.115 ± 0.0103	0.105 ± 0.028	0.0195	91.6	-0.49
Glufosinate	µg/l	0.127 ± 0.0221	0.189 ± 0.053	0.0432	149	1.43
Glyphosate	µg/l	0.713 ± 0.069	0.861 ± 0.172	0.143	121	1.04
MCPP (Mecoprop)	µg/l	0.449 ± 0.016	0.438 ± 0.088	0.0584	97.5	-0.19
Metazachlor	µg/l	0.222 ± 0.0101	0.221 ± 0.044	0.0266	99.6	-0.04
Metazachlor ethane sulfonic acid (Metazachlor-ESA)	µg/l	0.177 ± 0.0116	0.176 ± 0.035	0.0337	99.2	-0.04
Metazachlor oxanilic acid	µg/l	0.313 ± 0.0285	0.324 ± 0.065	0.0658	103	0.16

Parameter	Unit	Assigned value ± U (k=2)	Result ± U	Criterion	Recovery [%]	z-Score
(Metazachlor-OA)						
Metolachlor	µg/l	0.268 ± 0.0145	0.253 ± 0.083	0.0402	94.4	-0.37
s-Metolachlor ethanesulfonic acid (Metolachlor-ESA)	µg/l	0.334 ± 0.0211	0.287 ± 0.057	0.0668	86	-0.70
s-Metolachlor oxanilic acid (Metolachlor-OA)	µg/l	0.636 ± 0.0326	0.656 ± 0.131	0.089	103	0.23
Chlorothalonil-4-hydroxy	µg/l	0.704 ± 0.119	0.752 ± 0.15	0.155	107	0.31
Chlorothalonil Metabolite R471811	µg/l	0.678 ± 0.0614	0.634 ± 0.266	0.102	93.5	-0.43
Chlorothalonil Metabolite R611968	µg/l	0.332 ± 0.0236	0.291 ± 0.058	0.0288	87.8	-1.40
Chlorothalonil Metabolite SYN507900	µg/l	0.383 ± 0.0238	0.386 ± 0.081	0.0337	101	0.10
Chlorothalonil Metabolite SYN548580	µg/l	- ± -	0.196 ± 0.039	-	-	-
Chlorothalonil Metabolite SYN548581	µg/l	- ± -	0.372 ± 0.074	-	-	-





Sample: H110A

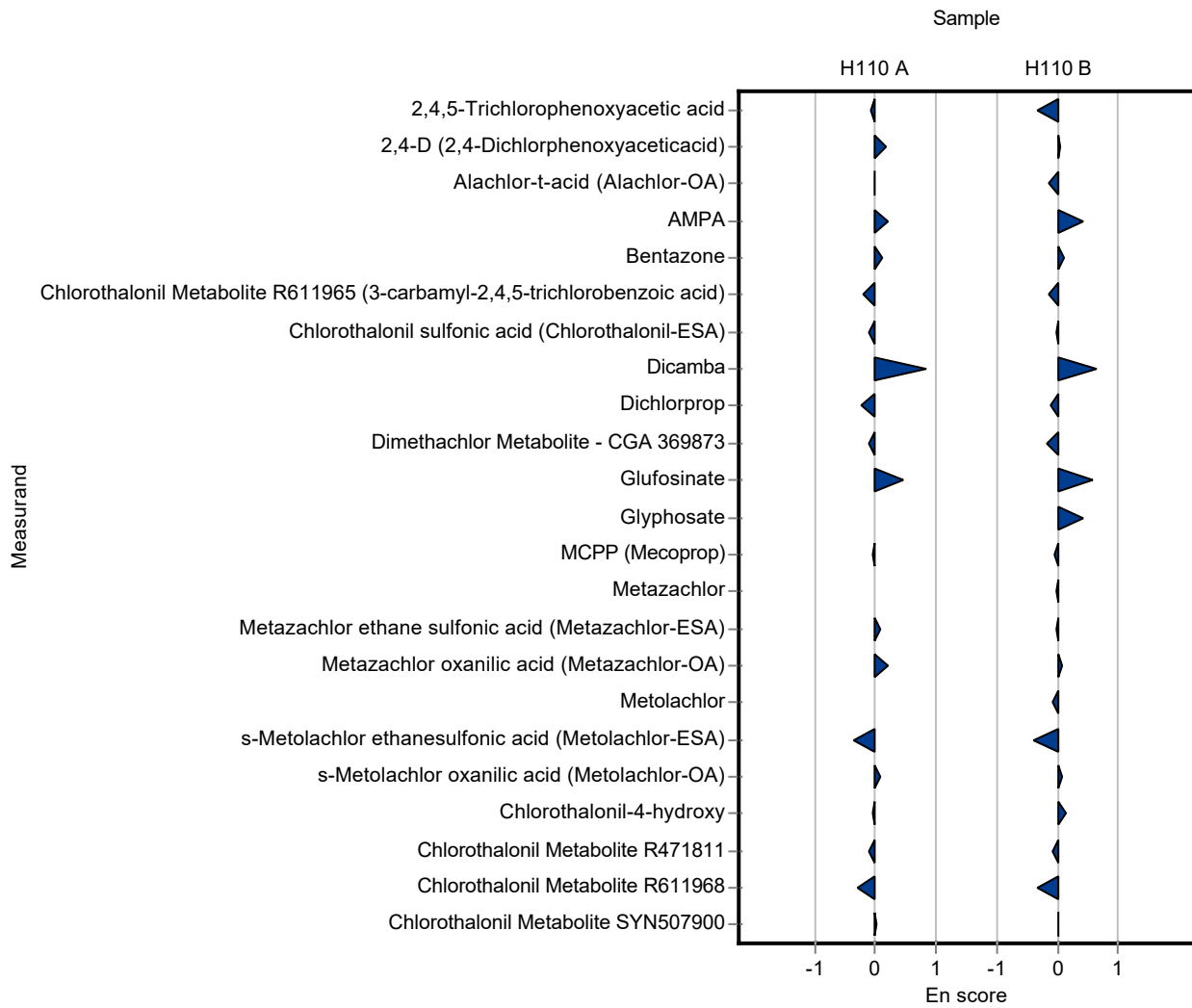
Parameter	Unit	Assigned value ± U (k=2)	Result ± U	Criterion	Recovery [%]	En-Score
2,4,5-Trichlorophenoxyacetic acid	µg/l	0.637 ± 0.0325	0.617 ± 0.123	0.115	96.8	-0.08
2,4-D (2,4-Dichlorphenoxyaceticacid)	µg/l	0.293 ± 0.0138	0.314 ± 0.063	0.041	107	0.17
Alachlor	µg/l	0.253 ± 0.0151	- ± -	0.0303	-	-
Alachlor-t-acid (Alachlor-OA)	µg/l	0.165 ± 0.0102	0.163 ± 0.033	0.0247	99	-0.02
Alachlor-t-sulfonic acid (Alachlor-ESA)	µg/l	0.414 ± 0.023	- ± -	0.0397	-	-
AMPA	µg/l	0.436 ± 0.0433	0.488 ± 0.117	0.0567	112	0.22
Bentazone	µg/l	0.25 ± 0.00846	0.261 ± 0.052	0.0375	104	0.10
Chlorothalonil Metabolite R611965 (3-carbamyl-2,4,5-trichlorobenzoic acid)	µg/l	0.654 ± 0.0615	0.604 ± 0.121	0.0785	92.4	-0.20
Chlorothalonil sulfonic acid (Chlorothalonil-ESA)	µg/l	0.514 ± 0.0499	0.482 ± 0.174	0.0875	93.7	-0.09
Dicamba	µg/l	0.441 ± 0.0329	0.666 ± 0.133	0.0882	151	0.84
Dichlorprop	µg/l	0.183 ± 0.00775	0.167 ± 0.033	0.022	91.1	-0.24
Dimethachlor Metabolite - CGA 369873	µg/l	0.292 ± 0.0126	0.276 ± 0.075	0.0211	94.4	-0.11
Glufosinate	µg/l	0.29 ± 0.0424	0.397 ± 0.111	0.0987	137	0.47
Glyphosate	µg/l	- ± -	<0.005 (LOQ) ± -	-	-	-
MCPP (Mecoprop)	µg/l	0.108 ± 0.00421	0.106 ± 0.021	0.0141	97.9	-0.05
Metazachlor	µg/l	- ± -	<0.005 (LOQ) ± -	-	-	-
Metazachlor ethane sulfonic acid (Metazachlor-ESA)	µg/l	0.961 ± 0.0475	0.991 ± 0.198	0.183	103	0.07
Metazachlor oxanilic acid (Metazachlor-OA)	µg/l	0.811 ± 0.101	0.891 ± 0.178	0.17	110	0.22
Metolachlor	µg/l	- ± -	<0.005 (LOQ) ± -	-	-	-
s-Metolachlor ethanesulfonic acid (Metolachlor-ESA)	µg/l	0.418 ± 0.0197	0.367 ± 0.073	0.0836	87.8	-0.34
s-Metolachlor oxanilic acid (Metolachlor-OA)	µg/l	0.88 ± 0.045	0.906 ± 0.181	0.123	103	0.07
Chlorothalonil-4-hydroxy	µg/l	0.139 ± 0.0117	0.137 ± 0.027	0.0139	98.4	-0.04
Chlorothalonil Metabolite R471811	µg/l	0.381 ± 0.0261	0.349 ± 0.147	0.0419	91.6	-0.11

Parameter	Unit	Assigned value ± U (k=2)	Result ± U	Criterion	Recovery [%]	En-Score
Chlorothalonil Metabolite R611968	µg/l	0.505 ± 0.0334	0.45 ± 0.09	0.0409	89.2	-0.30
Chlorothalonil Metabolite SYN507900	µg/l	0.192 ± 0.017	0.194 ± 0.041	0.025	101	0.02
Chlorothalonil Metabolite SYN548580	µg/l	- ± -	0.487 ± 0.097	-	-	-
Chlorothalonil Metabolite SYN548581	µg/l	- ± -	0.579 ± 0.116	-	-	-

Sample: H110B

Parameter	Unit	Assigned value ± U (k=2)	Result ± U	Criterion	Recovery [%]	En-Score
2,4,5-Trichlorophenoxyacetic acid	µg/l	0.121 ± 0.00822	0.107 ± 0.021	0.0219	88.1	-0.34
2,4-D (2,4-Dichlorphenoxyaceticacid)	µg/l	0.783 ± 0.0325	0.8 ± 0.16	0.11	102	0.05
Alachlor	µg/l	0.776 ± 0.0446	- ± -	0.0931	-	-
Alachlor-t-acid (Alachlor-OA)	µg/l	0.115 ± 0.00792	0.109 ± 0.022	0.0172	94.9	-0.13
Alachlor-t-sulfonic acid (Alachlor-ESA)	µg/l	0.216 ± 0.0151	- ± -	0.028	-	-
AMPA	µg/l	0.329 ± 0.0339	0.415 ± 0.1	0.0428	126	0.42
Bentazone	µg/l	0.498 ± 0.0158	0.517 ± 0.103	0.0747	104	0.09
Chlorothalonil Metabolite R611965 (3-carbamyl-2,4,5-trichlorobenzoic acid)	µg/l	0.253 ± 0.0187	0.238 ± 0.048	0.023	94.2	-0.15
Chlorothalonil sulfonic acid (Chlorothalonil-ESA)	µg/l	0.186 ± 0.0187	0.183 ± 0.066	0.0334	98.6	-0.02
Dicamba	µg/l	0.487 ± 0.0444	0.664 ± 0.133	0.0973	136	0.66
Dichlorprop	µg/l	0.192 ± 0.00877	0.183 ± 0.037	0.023	95.4	-0.12
Dimethachlor Metabolite - CGA 369873	µg/l	0.115 ± 0.0103	0.105 ± 0.028	0.0195	91.6	-0.17
Glufosinate	µg/l	0.127 ± 0.0221	0.189 ± 0.053	0.0432	149	0.57
Glyphosate	µg/l	0.713 ± 0.069	0.861 ± 0.172	0.143	121	0.42
MCPP (Mecoprop)	µg/l	0.449 ± 0.016	0.438 ± 0.088	0.0584	97.5	-0.06
Metazachlor	µg/l	0.222 ± 0.0101	0.221 ± 0.044	0.0266	99.6	-0.01
Metazachlor ethane sulfonic acid (Metazachlor-ESA)	µg/l	0.177 ± 0.0116	0.176 ± 0.035	0.0337	99.2	-0.02
Metazachlor oxanilic acid	µg/l	0.313 ± 0.0285	0.324 ± 0.065	0.0658	103	0.08

Parameter	Unit	Assigned value ± U (k=2)	Result ± U	Criterion Recovery [%]	En-Score
(Metazachlor-OA)					
Metolachlor	µg/l	0.268 ± 0.0145	0.253 ± 0.083	0.0402	94.4 -0.09
s-Metolachlor ethanesulfonic acid (Metolachlor-ESA)	µg/l	0.334 ± 0.0211	0.287 ± 0.057	0.0668	86 -0.40
s-Metolachlor oxanilic acid (Metolachlor-OA)	µg/l	0.636 ± 0.0326	0.656 ± 0.131	0.089	103 0.08
Chlorothalonil-4-hydroxy	µg/l	0.704 ± 0.119	0.752 ± 0.15	0.155	107 0.15
Chlorothalonil Metabolite R471811	µg/l	0.678 ± 0.0614	0.634 ± 0.266	0.102	93.5 -0.08
Chlorothalonil Metabolite R611968	µg/l	0.332 ± 0.0236	0.291 ± 0.058	0.0288	87.8 -0.34
Chlorothalonil Metabolite SYN507900	µg/l	0.383 ± 0.0238	0.386 ± 0.081	0.0337	101 0.02
Chlorothalonil Metabolite SYN548580	µg/l	- ± -	0.196 ± 0.039	-	- -
Chlorothalonil Metabolite SYN548581	µg/l	- ± -	0.372 ± 0.074	-	- -



Sample: H110A

Parameter	Unit	Assigned value ± U (k=2)	Result ± U	Criterion	Recovery [%]	z-Score
2,4,5-Trichlorophenoxyacetic acid	µg/l	0.637 ± 0.0325	0.661 ± 0.039	0.115	104	0.21
2,4-D (2,4-Dichlorphenoxyaceticacid)	µg/l	0.293 ± 0.0138	0.301 ± 0.012	0.041	103	0.19
Alachlor	µg/l	0.253 ± 0.0151	0.295 ± 0.024	0.0303	117	1.40
Alachlor-t-acid (Alachlor-OA)	µg/l	0.165 ± 0.0102	- ± -	0.0247	-	-
Alachlor-t-sulfonic acid (Alachlor-ESA)	µg/l	0.414 ± 0.023	- ± -	0.0397	-	-
AMPA	µg/l	0.436 ± 0.0433	0.471 ± 0.031	0.0567	108	0.61
Bentazone	µg/l	0.25 ± 0.00846	0.273 ± 0.017	0.0375	109	0.61
Chlorothalonil Metabolite R611965 (3-carbamyl-2,4,5-trichlorobenzoic acid)	µg/l	0.654 ± 0.0615	- ± -	0.0785	-	-
Chlorothalonil sulfonic acid (Chlorothalonil-ESA)	µg/l	0.514 ± 0.0499	- ± -	0.0875	-	-
Dicamba	µg/l	0.441 ± 0.0329	- ± -	0.0882	-	-
Dichlorprop	µg/l	0.183 ± 0.00775	0.195 ± 0.009	0.022	106	0.53
Dimethachlor Metabolite - CGA 369873	µg/l	0.292 ± 0.0126	- ± -	0.0211	-	-
Glufosinate	µg/l	0.29 ± 0.0424	- ± -	0.0987	-	-
Glyphosate	µg/l	- ± -	<0.025 (LOQ) ± -	-	-	-
MCPP (Mecoprop)	µg/l	0.108 ± 0.00421	0.114 ± 0.007	0.0141	105	0.41
Metazachlor	µg/l	- ± -	<0.025 (LOQ) ± -	-	-	-
Metazachlor ethane sulfonic acid (Metazachlor-ESA)	µg/l	0.961 ± 0.0475	1.191 ± 0.067	0.183	124	1.26
Metazachlor oxanilic acid (Metazachlor-OA)	µg/l	0.811 ± 0.101	- ± -	0.17	-	-
Metolachlor	µg/l	- ± -	<0.025 (LOQ) ± -	-	-	-
s-Metolachlor ethanesulfonic acid (Metolachlor-ESA)	µg/l	0.418 ± 0.0197	0.447 ± 0.03	0.0836	107	0.35
s-Metolachlor oxanilic acid (Metolachlor-OA)	µg/l	0.88 ± 0.045	0.892 ± 0.058	0.123	101	0.09
Chlorothalonil-4-hydroxy	µg/l	0.139 ± 0.0117	- ± -	0.0139	-	-
Chlorothalonil Metabolite R471811	µg/l	0.381 ± 0.0261	0.373 ± 0.037	0.0419	97.8	-0.20

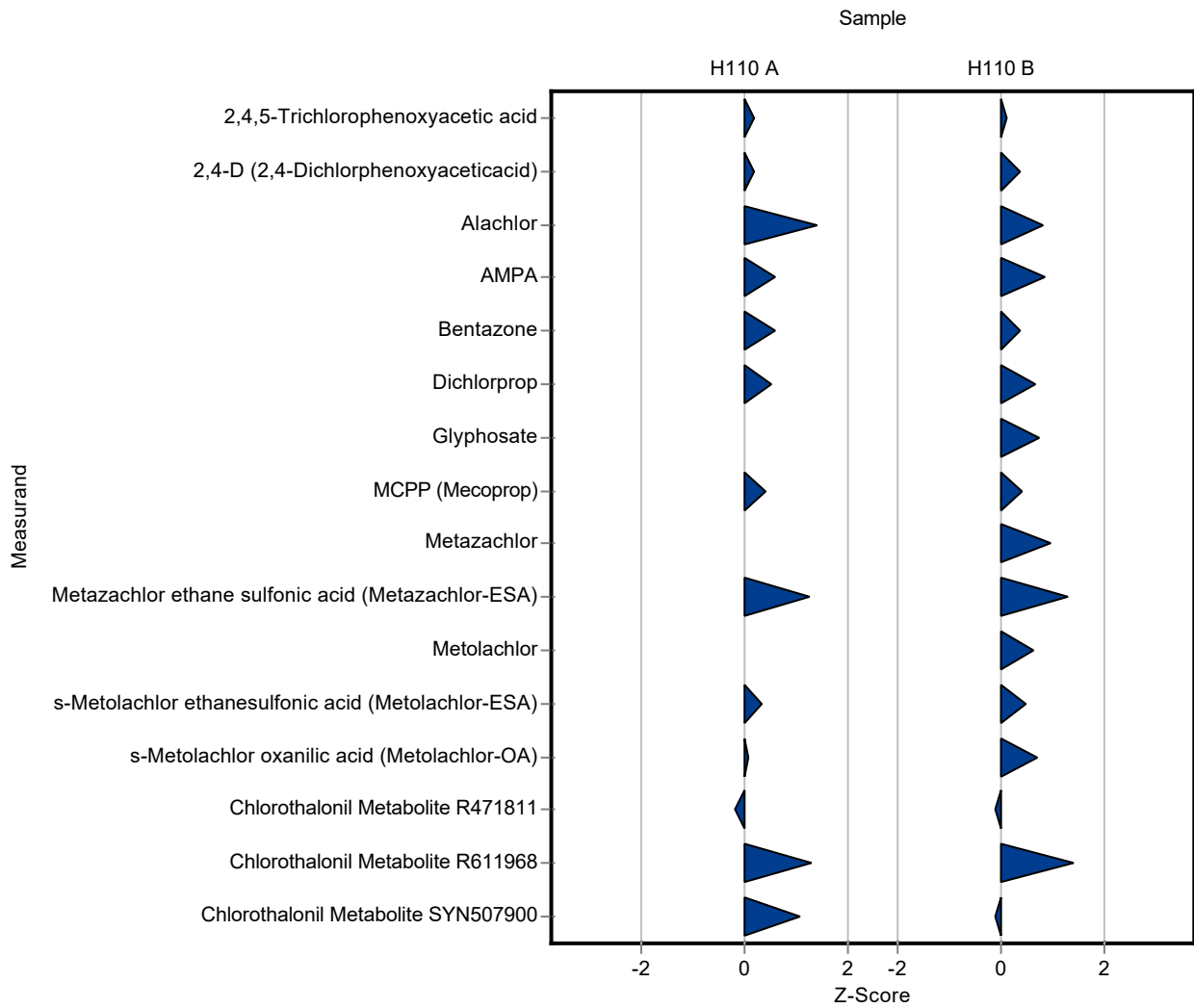
Parameter	Unit	Assigned value ± U (k=2)	Result ± U	Criterion	Recovery [%]	z-Score
Chlorothalonil Metabolite R611968	µg/l	0.505 ± 0.0334	0.558 ± 0.056	0.0409	111	1.30
Chlorothalonil Metabolite SYN507900	µg/l	0.192 ± 0.017	0.219 ± 0.022	0.025	114	1.08
Chlorothalonil Metabolite SYN548580	µg/l	- ± -	0.107 ± 0.011	-	-	-
Chlorothalonil Metabolite SYN548581	µg/l	- ± -	0.536 ± 0.054	-	-	-

Sample: H110B

Parameter	Unit	Assigned value ± U (k=2)	Result ± U	Criterion	Recovery [%]	z-Score
2,4,5-Trichlorophenoxyacetic acid	µg/l	0.121 ± 0.00822	0.124 ± 0.007	0.0219	102	0.12
2,4-D (2,4-Dichlorphenoxyaceticacid)	µg/l	0.783 ± 0.0325	0.822 ± 0.032	0.11	105	0.36
Alachlor	µg/l	0.776 ± 0.0446	0.852 ± 0.069	0.0931	110	0.82
Alachlor-t-acid (Alachlor-OA)	µg/l	0.115 ± 0.00792	- ± -	0.0172	-	-
Alachlor-t-sulfonic acid (Alachlor-ESA)	µg/l	0.216 ± 0.0151	- ± -	0.028	-	-
AMPA	µg/l	0.329 ± 0.0339	0.365 ± 0.024	0.0428	111	0.84
Bentazone	µg/l	0.498 ± 0.0158	0.526 ± 0.033	0.0747	106	0.38
Chlorothalonil Metabolite R611965 (3-carbamyl-2,4,5-trichlorobenzoic acid)	µg/l	0.253 ± 0.0187	- ± -	0.023	-	-
Chlorothalonil sulfonic acid (Chlorothalonil-ESA)	µg/l	0.186 ± 0.0187	- ± -	0.0334	-	-
Dicamba	µg/l	0.487 ± 0.0444	- ± -	0.0973	-	-
Dichlorprop	µg/l	0.192 ± 0.00877	0.207 ± 0.009	0.023	108	0.66
Dimethachlor Metabolite - CGA 369873	µg/l	0.115 ± 0.0103	- ± -	0.0195	-	-
Glufosinate	µg/l	0.127 ± 0.0221	- ± -	0.0432	-	-
Glyphosate	µg/l	0.713 ± 0.069	0.818 ± 0.059	0.143	115	0.74
MCPP (Mecoprop)	µg/l	0.449 ± 0.016	0.473 ± 0.03	0.0584	105	0.41
Metazachlor	µg/l	0.222 ± 0.0101	0.248 ± 0.018	0.0266	112	0.98
Metazachlor ethane sulfonic acid (Metazachlor-ESA)	µg/l	0.177 ± 0.0116	0.221 ± 0.012	0.0337	125	1.29
Metazachlor oxanilic acid	µg/l	0.313 ± 0.0285	- ± -	0.0658	-	-

Parameter	Unit	Assigned value ± U (k=2)	Result ± U	Criterion	Recovery [%]	z-Score
(Metazachlor-OA)						
Metolachlor	µg/l	0.268 ± 0.0145	0.293 ± 0.019	0.0402	109	0.62
s-Metolachlor ethanesulfonic acid (Metolachlor-ESA)	µg/l	0.334 ± 0.0211	0.365 ± 0.025	0.0668	109	0.47
s-Metolachlor oxanilic acid (Metolachlor-OA)	µg/l	0.636 ± 0.0326	0.699 ± 0.045	0.089	110	0.71
Chlorothalonil-4-hydroxy	µg/l	0.704 ± 0.119	- ± -	0.155	-	-
Chlorothalonil Metabolite R471811	µg/l	0.678 ± 0.0614	0.667 ± 0.067	0.102	98.4	-0.11
Chlorothalonil Metabolite R611968	µg/l	0.332 ± 0.0236	0.372 ± 0.037	0.0288	112	1.40
Chlorothalonil Metabolite SYN507900	µg/l	0.383 ± 0.0238	0.379 ± 0.038	0.0337	99.1	-0.10
Chlorothalonil Metabolite SYN548580	µg/l	- ± -	0.054 ± 0.005	-	-	-
Chlorothalonil Metabolite SYN548581	µg/l	- ± -	0.505 ± 0.051	-	-	-





Sample: H110A

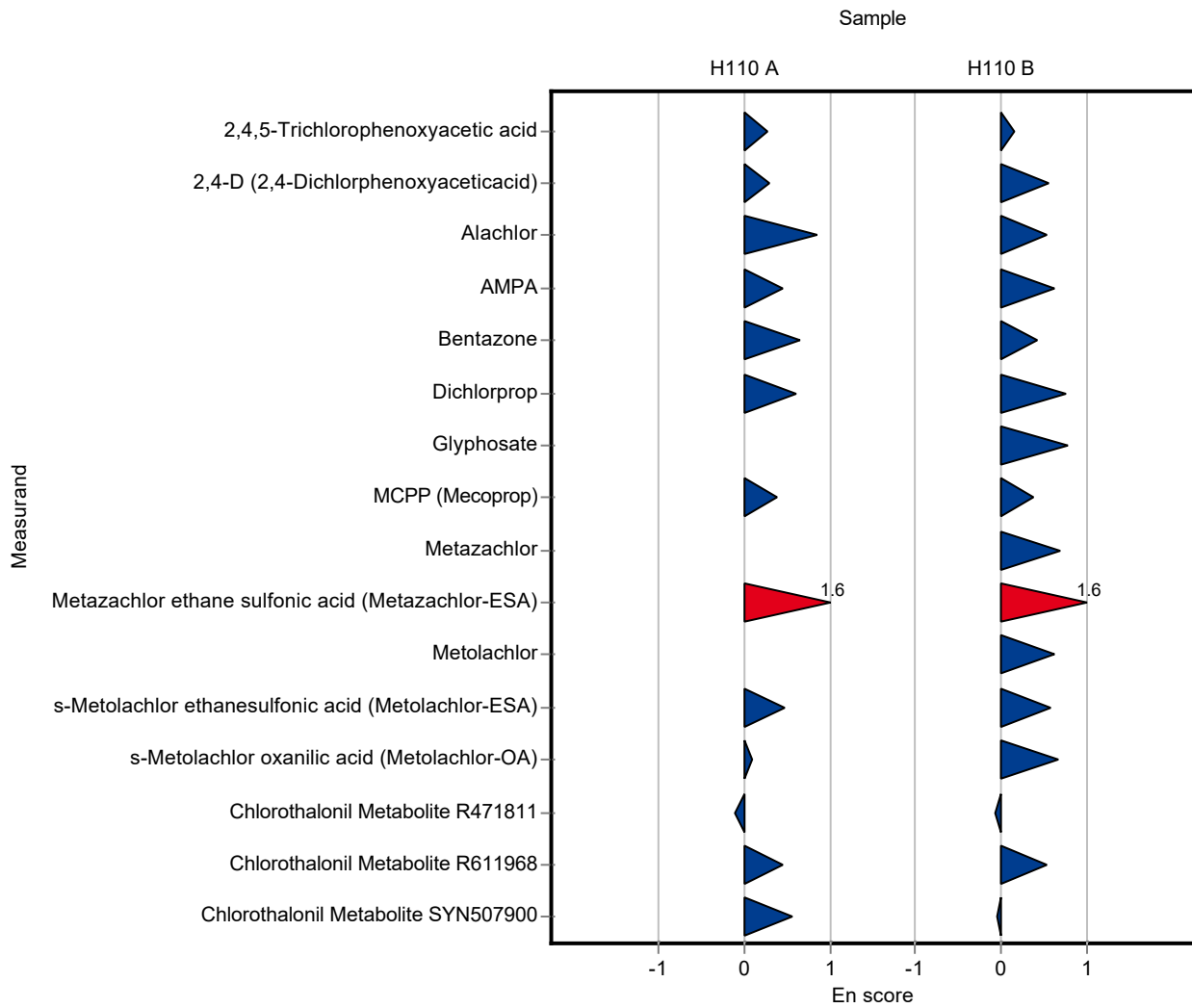
Parameter	Unit	Assigned value ± U (k=2)	Result ± U	Criterion	Recovery [%]	En-Score
2,4,5-Trichlorophenoxyacetic acid	µg/l	0.637 ± 0.0325	0.661 ± 0.039	0.115	104	0.28
2,4-D (2,4-Dichlorphenoxyaceticacid)	µg/l	0.293 ± 0.0138	0.301 ± 0.012	0.041	103	0.29
Alachlor	µg/l	0.253 ± 0.0151	0.295 ± 0.024	0.0303	117	0.84
Alachlor-t-acid (Alachlor-OA)	µg/l	0.165 ± 0.0102	- ± -	0.0247	-	-
Alachlor-t-sulfonic acid (Alachlor-ESA)	µg/l	0.414 ± 0.023	- ± -	0.0397	-	-
AMPA	µg/l	0.436 ± 0.0433	0.471 ± 0.031	0.0567	108	0.46
Bentazone	µg/l	0.25 ± 0.00846	0.273 ± 0.017	0.0375	109	0.65
Chlorothalonil Metabolite R611965 (3-carbamyl-2,4,5-trichlorobenzoic acid)	µg/l	0.654 ± 0.0615	- ± -	0.0785	-	-
Chlorothalonil sulfonic acid (Chlorothalonil-ESA)	µg/l	0.514 ± 0.0499	- ± -	0.0875	-	-
Dicamba	µg/l	0.441 ± 0.0329	- ± -	0.0882	-	-
Dichlorprop	µg/l	0.183 ± 0.00775	0.195 ± 0.009	0.022	106	0.60
Dimethachlor Metabolite - CGA 369873	µg/l	0.292 ± 0.0126	- ± -	0.0211	-	-
Glufosinate	µg/l	0.29 ± 0.0424	- ± -	0.0987	-	-
Glyphosate	µg/l	- ± -	<0.025 (LOQ) ± -	-	-	-
MCPP (Mecoprop)	µg/l	0.108 ± 0.00421	0.114 ± 0.007	0.0141	105	0.39
Metazachlor	µg/l	- ± -	<0.025 (LOQ) ± -	-	-	-
Metazachlor ethane sulfonic acid (Metazachlor-ESA)	µg/l	0.961 ± 0.0475	1.191 ± 0.067	0.183	124	1.61
Metazachlor oxanilic acid (Metazachlor-OA)	µg/l	0.811 ± 0.101	- ± -	0.17	-	-
Metolachlor	µg/l	- ± -	<0.025 (LOQ) ± -	-	-	-
s-Metolachlor ethanesulfonic acid (Metolachlor-ESA)	µg/l	0.418 ± 0.0197	0.447 ± 0.03	0.0836	107	0.46
s-Metolachlor oxanilic acid (Metolachlor-OA)	µg/l	0.88 ± 0.045	0.892 ± 0.058	0.123	101	0.09
Chlorothalonil-4-hydroxy	µg/l	0.139 ± 0.0117	- ± -	0.0139	-	-
Chlorothalonil Metabolite R471811	µg/l	0.381 ± 0.0261	0.373 ± 0.037	0.0419	97.8	-0.10

Parameter	Unit	Assigned value ± U (k=2)	Result ± U	Criterion	Recovery [%]	En-Score
Chlorothalonil Metabolite R611968	µg/l	0.505 ± 0.0334	0.558 ± 0.056	0.0409	111	0.46
Chlorothalonil Metabolite SYN507900	µg/l	0.192 ± 0.017	0.219 ± 0.022	0.025	114	0.57
Chlorothalonil Metabolite SYN548580	µg/l	- ± -	0.107 ± 0.011	-	-	-
Chlorothalonil Metabolite SYN548581	µg/l	- ± -	0.536 ± 0.054	-	-	-

Sample: H110B

Parameter	Unit	Assigned value ± U (k=2)	Result ± U	Criterion	Recovery [%]	En-Score
2,4,5-Trichlorophenoxyacetic acid	µg/l	0.121 ± 0.00822	0.124 ± 0.007	0.0219	102	0.16
2,4-D (2,4-Dichlorphenoxyaceticacid)	µg/l	0.783 ± 0.0325	0.822 ± 0.032	0.11	105	0.55
Alachlor	µg/l	0.776 ± 0.0446	0.852 ± 0.069	0.0931	110	0.53
Alachlor-t-acid (Alachlor-OA)	µg/l	0.115 ± 0.00792	- ± -	0.0172	-	-
Alachlor-t-sulfonic acid (Alachlor-ESA)	µg/l	0.216 ± 0.0151	- ± -	0.028	-	-
AMPA	µg/l	0.329 ± 0.0339	0.365 ± 0.024	0.0428	111	0.61
Bentazone	µg/l	0.498 ± 0.0158	0.526 ± 0.033	0.0747	106	0.41
Chlorothalonil Metabolite R611965 (3-carbamyl-2,4,5-trichlorobenzoic acid)	µg/l	0.253 ± 0.0187	- ± -	0.023	-	-
Chlorothalonil sulfonic acid (Chlorothalonil-ESA)	µg/l	0.186 ± 0.0187	- ± -	0.0334	-	-
Dicamba	µg/l	0.487 ± 0.0444	- ± -	0.0973	-	-
Dichlorprop	µg/l	0.192 ± 0.00877	0.207 ± 0.009	0.023	108	0.76
Dimethachlor Metabolite - CGA 369873	µg/l	0.115 ± 0.0103	- ± -	0.0195	-	-
Glufosinate	µg/l	0.127 ± 0.0221	- ± -	0.0432	-	-
Glyphosate	µg/l	0.713 ± 0.069	0.818 ± 0.059	0.143	115	0.77
MCPP (Mecoprop)	µg/l	0.449 ± 0.016	0.473 ± 0.03	0.0584	105	0.39
Metazachlor	µg/l	0.222 ± 0.0101	0.248 ± 0.018	0.0266	112	0.70
Metazachlor ethane sulfonic acid (Metazachlor-ESA)	µg/l	0.177 ± 0.0116	0.221 ± 0.012	0.0337	125	1.64
Metazachlor oxanilic acid	µg/l	0.313 ± 0.0285	- ± -	0.0658	-	-

Parameter	Unit	Assigned value ± U (k=2)	Result ± U	Criterion	Recovery [%]	En-Score
(Metazachlor-OA)						
Metolachlor	µg/l	0.268 ± 0.0145	0.293 ± 0.019	0.0402	109	0.62
s-Metolachlor ethanesulfonic acid (Metolachlor-ESA)	µg/l	0.334 ± 0.0211	0.365 ± 0.025	0.0668	109	0.57
s-Metolachlor oxanilic acid (Metolachlor-OA)	µg/l	0.636 ± 0.0326	0.699 ± 0.045	0.089	110	0.66
Chlorothalonil-4-hydroxy	µg/l	0.704 ± 0.119	- ± -	0.155	-	-
Chlorothalonil Metabolite R471811	µg/l	0.678 ± 0.0614	0.667 ± 0.067	0.102	98.4	-0.08
Chlorothalonil Metabolite R611968	µg/l	0.332 ± 0.0236	0.372 ± 0.037	0.0288	112	0.52
Chlorothalonil Metabolite SYN507900	µg/l	0.383 ± 0.0238	0.379 ± 0.038	0.0337	99.1	-0.04
Chlorothalonil Metabolite SYN548580	µg/l	- ± -	0.054 ± 0.005	-	-	-
Chlorothalonil Metabolite SYN548581	µg/l	- ± -	0.505 ± 0.051	-	-	-



Sample: H110A

Parameter	Unit	Assigned value ± U (k=2)	Result ± U	Criterion	Recovery [%]	z-Score
2,4,5-Trichlorophenoxyacetic acid	µg/l	0.637 ± 0.0325	0.596 ± 0.01	0.115	93.5	-0.36
2,4-D (2,4-Dichlorophenoxyacetic acid)	µg/l	0.293 ± 0.0138	0.28 ± 0.01	0.041	95.5	-0.32
Alachlor	µg/l	0.253 ± 0.0151	0.279 ± 0.01	0.0303	110	0.88
Alachlor-t-acid (Alachlor-OA)	µg/l	0.165 ± 0.0102	0.176 ± 0.01	0.0247	107	0.46
Alachlor-t-sulfonic acid (Alachlor-ESA)	µg/l	0.414 ± 0.023	0.212 ± 0.01	0.0397	51.2	-5.08
AMPA	µg/l	0.436 ± 0.0433	0.301 ± 0.01	0.0567	69	-2.39
Bentazone	µg/l	0.25 ± 0.00846	0.276 ± 0.01	0.0375	110	0.69
Chlorothalonil Metabolite R611965 (3-carbamyl-2,4,5-trichlorobenzoic acid)	µg/l	0.654 ± 0.0615	- ± -	0.0785	-	-
Chlorothalonil sulfonic acid (Chlorothalonil-ESA)	µg/l	0.514 ± 0.0499	- ± -	0.0875	-	-
Dicamba	µg/l	0.441 ± 0.0329	0.447 ± 0.01	0.0882	101	0.07
Dichlorprop	µg/l	0.183 ± 0.00775	0.165 ± 0.01	0.022	90	-0.83
Dimethachlor Metabolite - CGA 369873	µg/l	0.292 ± 0.0126	0.164 ± 0.01	0.0211	56.1	-6.10
Glufosinate	µg/l	0.29 ± 0.0424	0.387 ± 0.01	0.0987	133	0.98
Glyphosate	µg/l	- ± -	<0.002 (LOQ) ± -	-	-	-
MCPP (Mecoprop)	µg/l	0.108 ± 0.00421	0.107 ± 0.01	0.0141	98.8	-0.09
Metazachlor	µg/l	- ± -	<0.0005 ± -	-	-	-
Metazachlor ethane sulfonic acid (Metazachlor-ESA)	µg/l	0.961 ± 0.0475	0.799 ± 0.01	0.183	83.1	-0.89
Metazachlor oxanilic acid (Metazachlor-OA)	µg/l	0.811 ± 0.101	0.772 ± 0.01	0.17	95.2	-0.23
Metolachlor	µg/l	- ± -	<7E-6 (LOQ) ± -	-	-	-
s-Metolachlor ethanesulfonic acid (Metolachlor-ESA)	µg/l	0.418 ± 0.0197	0.403 ± 0.01	0.0836	96.5	-0.18
s-Metolachlor oxanilic acid (Metolachlor-OA)	µg/l	0.88 ± 0.045	0.788 ± 0.01	0.123	89.5	-0.75
Chlorothalonil-4-hydroxy	µg/l	0.139 ± 0.0117	- ± -	0.0139	-	-
Chlorothalonil Metabolite R471811	µg/l	0.381 ± 0.0261	- ± -	0.0419	-	-

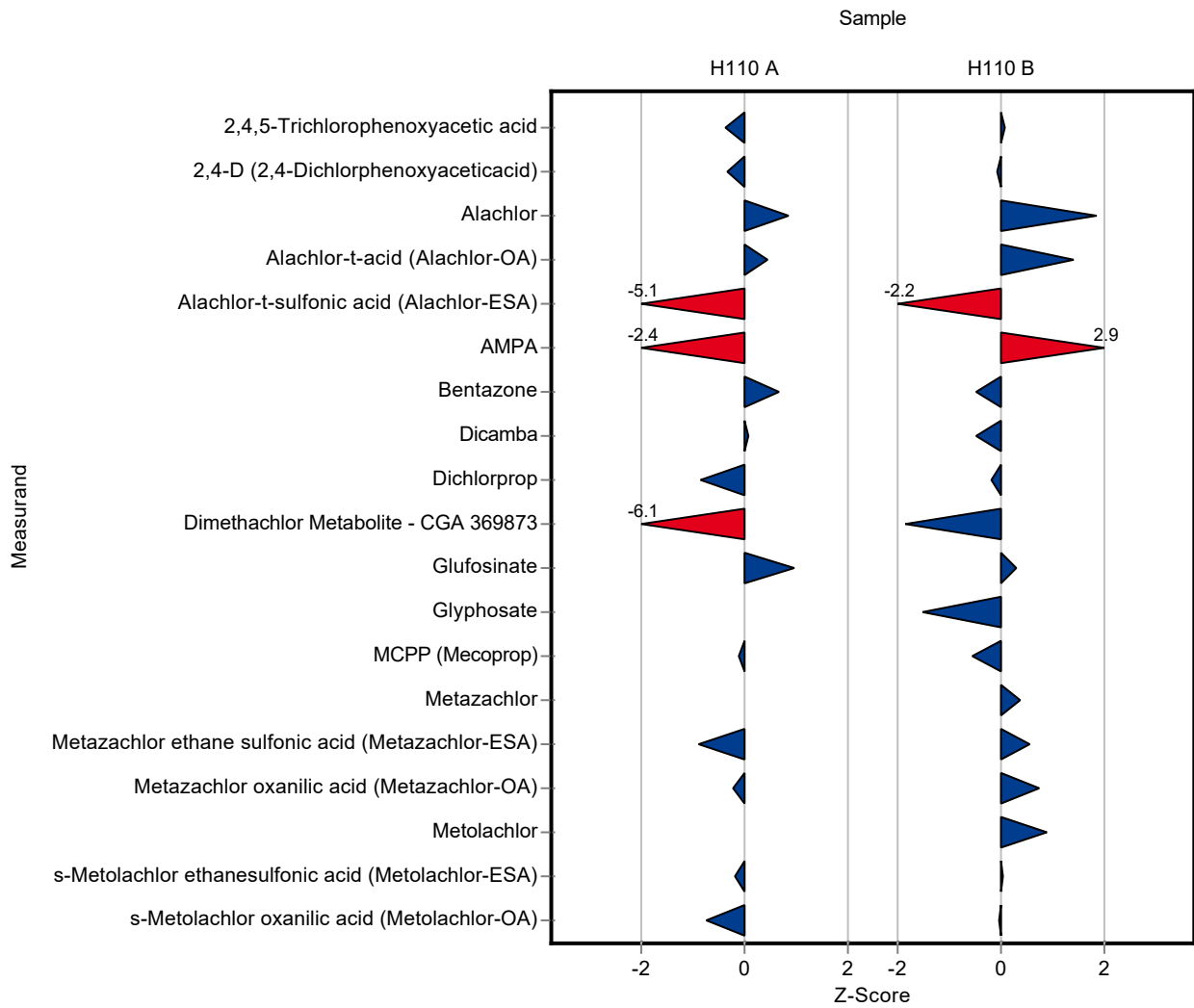
Parameter	Unit	Assigned value ± U (k=2)	Result ± U	Criterion	Recovery [%]	z-Score
Chlorothalonil Metabolite R611968	µg/l	0.505 ± 0.0334	- ± -	0.0409	-	-
Chlorothalonil Metabolite SYN507900	µg/l	0.192 ± 0.017	- ± -	0.025	-	-
Chlorothalonil Metabolite SYN548580	µg/l	- ± -	- ± -	-	-	-
Chlorothalonil Metabolite SYN548581	µg/l	- ± -	- ± -	-	-	-

Sample: H110B

Parameter	Unit	Assigned value ± U (k=2)	Result ± U	Criterion	Recovery [%]	z-Score
2,4,5-Trichlorophenoxyacetic acid	µg/l	0.121 ± 0.00822	0.123 ± 0.01	0.0219	101	0.07
2,4-D (2,4-Dichlorphenoxyaceticacid)	µg/l	0.783 ± 0.0325	0.774 ± 0.01	0.11	98.9	-0.08
Alachlor	µg/l	0.776 ± 0.0446	0.948 ± 0.01	0.0931	122	1.85
Alachlor-t-acid (Alachlor-OA)	µg/l	0.115 ± 0.00792	0.139 ± 0.01	0.0172	121	1.40
Alachlor-t-sulfonic acid (Alachlor-ESA)	µg/l	0.216 ± 0.0151	0.154 ± 0.01	0.028	71.4	-2.20
AMPA	µg/l	0.329 ± 0.0339	0.455 ± 0.01	0.0428	138	2.95
Bentazone	µg/l	0.498 ± 0.0158	0.46 ± 0.01	0.0747	92.4	-0.51
Chlorothalonil Metabolite R611965 (3-carbamyl-2,4,5-trichlorobenzoic acid)	µg/l	0.253 ± 0.0187	- ± -	0.023	-	-
Chlorothalonil sulfonic acid (Chlorothalonil-ESA)	µg/l	0.186 ± 0.0187	- ± -	0.0334	-	-
Dicamba	µg/l	0.487 ± 0.0444	0.439 ± 0.01	0.0973	90.2	-0.49
Dichlorprop	µg/l	0.192 ± 0.00877	0.187 ± 0.01	0.023	97.5	-0.21
Dimethachlor Metabolite - CGA 369873	µg/l	0.115 ± 0.0103	0.078 ± 0.01	0.0195	68	-1.88
Glufosinate	µg/l	0.127 ± 0.0221	0.14 ± 0.01	0.0432	110	0.30
Glyphosate	µg/l	0.713 ± 0.069	0.494 ± 0.01	0.143	69.3	-1.53
MCPP (Mecoprop)	µg/l	0.449 ± 0.016	0.416 ± 0.01	0.0584	92.6	-0.57
Metazachlor	µg/l	0.222 ± 0.0101	0.232 ± 0.01	0.0266	105	0.38
Metazachlor ethane sulfonic acid (Metazachlor-ESA)	µg/l	0.177 ± 0.0116	0.196 ± 0.01	0.0337	111	0.55
Metazachlor oxanilic acid	µg/l	0.313 ± 0.0285	0.363 ± 0.01	0.0658	116	0.75

Parameter	Unit	Assigned value ± U (k=2)	Result ± U	Criterion	Recovery [%]	z-Score
(Metazachlor-OA)						
Metolachlor	µg/l	0.268 ± 0.0145	0.303 ± 0.01	0.0402	113	0.87
s-Metolachlor ethanesulfonic acid (Metolachlor-ESA)	µg/l	0.334 ± 0.0211	0.335 ± 0.01	0.0668	100	0.02
s-Metolachlor oxanilic acid (Metolachlor-OA)	µg/l	0.636 ± 0.0326	0.631 ± 0.01	0.089	99.3	-0.05
Chlorothalonil-4-hydroxy	µg/l	0.704 ± 0.119	- ± -	0.155	-	-
Chlorothalonil Metabolite R471811	µg/l	0.678 ± 0.0614	- ± -	0.102	-	-
Chlorothalonil Metabolite R611968	µg/l	0.332 ± 0.0236	- ± -	0.0288	-	-
Chlorothalonil Metabolite SYN507900	µg/l	0.383 ± 0.0238	- ± -	0.0337	-	-
Chlorothalonil Metabolite SYN548580	µg/l	- ± -	- ± -	-	-	-
Chlorothalonil Metabolite SYN548581	µg/l	- ± -	- ± -	-	-	-





Sample: H110A

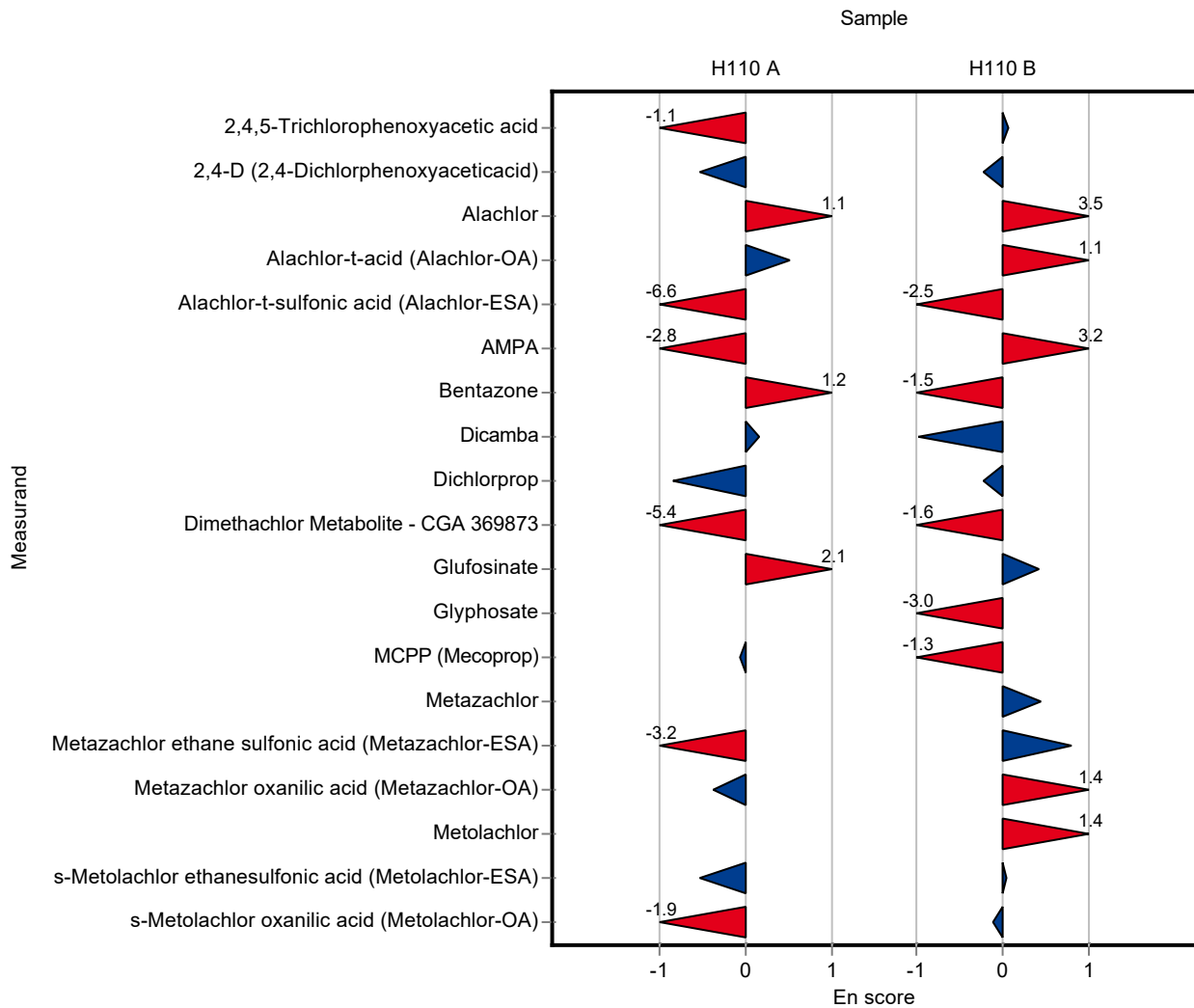
Parameter	Unit	Assigned value ± U (k=2)	Result ± U	Criterion	Recovery [%]	En-Score
2,4,5-Trichlorophenoxyacetic acid	µg/l	0.637 ± 0.0325	0.596 ± 0.01	0.115	93.5	-1.08
2,4-D (2,4-Dichlorphenoxyaceticacid)	µg/l	0.293 ± 0.0138	0.28 ± 0.01	0.041	95.5	-0.54
Alachlor	µg/l	0.253 ± 0.0151	0.279 ± 0.01	0.0303	110	1.06
Alachlor-t-acid (Alachlor-OA)	µg/l	0.165 ± 0.0102	0.176 ± 0.01	0.0247	107	0.51
Alachlor-t-sulfonic acid (Alachlor-ESA)	µg/l	0.414 ± 0.023	0.212 ± 0.01	0.0397	51.2	-6.63
AMPA	µg/l	0.436 ± 0.0433	0.301 ± 0.01	0.0567	69	-2.84
Bentazone	µg/l	0.25 ± 0.00846	0.276 ± 0.01	0.0375	110	1.19
Chlorothalonil Metabolite R611965 (3-carbamyl-2,4,5-trichlorobenzoic acid)	µg/l	0.654 ± 0.0615	- ± -	0.0785	-	-
Chlorothalonil sulfonic acid (Chlorothalonil-ESA)	µg/l	0.514 ± 0.0499	- ± -	0.0875	-	-
Dicamba	µg/l	0.441 ± 0.0329	0.447 ± 0.01	0.0882	101	0.16
Dichlorprop	µg/l	0.183 ± 0.00775	0.165 ± 0.01	0.022	90	-0.85
Dimethachlor Metabolite - CGA 369873	µg/l	0.292 ± 0.0126	0.164 ± 0.01	0.0211	56.1	-5.43
Glufosinate	µg/l	0.29 ± 0.0424	0.387 ± 0.01	0.0987	133	2.06
Glyphosate	µg/l	- ± -	<0.002 (LOQ) ± -	-	-	-
MCPP (Mecoprop)	µg/l	0.108 ± 0.00421	0.107 ± 0.01	0.0141	98.8	-0.06
Metazachlor	µg/l	- ± -	<0.0005 ± -	-	-	-
Metazachlor ethane sulfonic acid (Metazachlor-ESA)	µg/l	0.961 ± 0.0475	0.799 ± 0.01	0.183	83.1	-3.15
Metazachlor oxanilic acid (Metazachlor-OA)	µg/l	0.811 ± 0.101	0.772 ± 0.01	0.17	95.2	-0.38
Metolachlor	µg/l	- ± -	<7E-6 (LOQ) ± -	-	-	-
s-Metolachlor ethanesulfonic acid (Metolachlor-ESA)	µg/l	0.418 ± 0.0197	0.403 ± 0.01	0.0836	96.5	-0.53
s-Metolachlor oxanilic acid (Metolachlor-OA)	µg/l	0.88 ± 0.045	0.788 ± 0.01	0.123	89.5	-1.88
Chlorothalonil-4-hydroxy	µg/l	0.139 ± 0.0117	- ± -	0.0139	-	-
Chlorothalonil Metabolite R471811	µg/l	0.381 ± 0.0261	- ± -	0.0419	-	-

Parameter	Unit	Assigned value ± U (k=2)	Result ± U	Criterion	Recovery [%]	En-Score
Chlorothalonil Metabolite R611968	µg/l	0.505 ± 0.0334	- ± -	0.0409	-	-
Chlorothalonil Metabolite SYN507900	µg/l	0.192 ± 0.017	- ± -	0.025	-	-
Chlorothalonil Metabolite SYN548580	µg/l	- ± -	- ± -	-	-	-
Chlorothalonil Metabolite SYN548581	µg/l	- ± -	- ± -	-	-	-

Sample: H110B

Parameter	Unit	Assigned value ± U (k=2)	Result ± U	Criterion	Recovery [%]	En-Score
2,4,5-Trichlorophenoxyacetic acid	µg/l	0.121 ± 0.00822	0.123 ± 0.01	0.0219	101	0.07
2,4-D (2,4-Dichlorphenoxyaceticacid)	µg/l	0.783 ± 0.0325	0.774 ± 0.01	0.11	98.9	-0.23
Alachlor	µg/l	0.776 ± 0.0446	0.948 ± 0.01	0.0931	122	3.52
Alachlor-t-acid (Alachlor-OA)	µg/l	0.115 ± 0.00792	0.139 ± 0.01	0.0172	121	1.12
Alachlor-t-sulfonic acid (Alachlor-ESA)	µg/l	0.216 ± 0.0151	0.154 ± 0.01	0.028	71.4	-2.45
AMPA	µg/l	0.329 ± 0.0339	0.455 ± 0.01	0.0428	138	3.20
Bentazone	µg/l	0.498 ± 0.0158	0.46 ± 0.01	0.0747	92.4	-1.49
Chlorothalonil Metabolite R611965 (3-carbamyl-2,4,5-trichlorobenzoic acid)	µg/l	0.253 ± 0.0187	- ± -	0.023	-	-
Chlorothalonil sulfonic acid (Chlorothalonil-ESA)	µg/l	0.186 ± 0.0187	- ± -	0.0334	-	-
Dicamba	µg/l	0.487 ± 0.0444	0.439 ± 0.01	0.0973	90.2	-0.98
Dichlorprop	µg/l	0.192 ± 0.00877	0.187 ± 0.01	0.023	97.5	-0.22
Dimethachlor Metabolite - CGA 369873	µg/l	0.115 ± 0.0103	0.078 ± 0.01	0.0195	68	-1.63
Glufosinate	µg/l	0.127 ± 0.0221	0.14 ± 0.01	0.0432	110	0.43
Glyphosate	µg/l	0.713 ± 0.069	0.494 ± 0.01	0.143	69.3	-3.04
MCPP (Mecoprop)	µg/l	0.449 ± 0.016	0.416 ± 0.01	0.0584	92.6	-1.29
Metazachlor	µg/l	0.222 ± 0.0101	0.232 ± 0.01	0.0266	105	0.45
Metazachlor ethane sulfonic acid (Metazachlor-ESA)	µg/l	0.177 ± 0.0116	0.196 ± 0.01	0.0337	111	0.81
Metazachlor oxanilic acid	µg/l	0.313 ± 0.0285	0.363 ± 0.01	0.0658	116	1.42

Parameter	Unit	Assigned value ± U (k=2)	Result ± U	Criterion	Recovery [%]	En-Score
(Metazachlor-OA)						
Metolachlor	µg/l	0.268 ± 0.0145	0.303 ± 0.01	0.0402	113	1.42
s-Metolachlor ethanesulfonic acid (Metolachlor-ESA)	µg/l	0.334 ± 0.0211	0.335 ± 0.01	0.0668	100	0.04
s-Metolachlor oxanilic acid (Metolachlor-OA)	µg/l	0.636 ± 0.0326	0.631 ± 0.01	0.089	99.3	-0.12
Chlorothalonil-4-hydroxy	µg/l	0.704 ± 0.119	- ± -	0.155	-	-
Chlorothalonil Metabolite R471811	µg/l	0.678 ± 0.0614	- ± -	0.102	-	-
Chlorothalonil Metabolite R611968	µg/l	0.332 ± 0.0236	- ± -	0.0288	-	-
Chlorothalonil Metabolite SYN507900	µg/l	0.383 ± 0.0238	- ± -	0.0337	-	-
Chlorothalonil Metabolite SYN548580	µg/l	- ± -	- ± -	-	-	-
Chlorothalonil Metabolite SYN548581	µg/l	- ± -	- ± -	-	-	-



Sample: H110A

Parameter	Unit	Assigned value ± U (k=2)	Result ± U	Criterion	Recovery [%]	z-Score
2,4,5-Trichlorophenoxyacetic acid	µg/l	0.637 ± 0.0325	- ± -	0.115	-	-
2,4-D (2,4-Dichlorphenoxyaceticacid)	µg/l	0.293 ± 0.0138	- ± -	0.041	-	-
Alachlor	µg/l	0.253 ± 0.0151	- ± -	0.0303	-	-
Alachlor-t-acid (Alachlor-OA)	µg/l	0.165 ± 0.0102	- ± -	0.0247	-	-
Alachlor-t-sulfonic acid (Alachlor-ESA)	µg/l	0.414 ± 0.023	- ± -	0.0397	-	-
AMPA	µg/l	0.436 ± 0.0433	0.4745 ± 0.06	0.0567	109	0.67
Bentazone	µg/l	0.25 ± 0.00846	- ± -	0.0375	-	-
Chlorothalonil Metabolite R611965 (3-carbamyl-2,4,5-trichlorobenzoic acid)	µg/l	0.654 ± 0.0615	- ± -	0.0785	-	-
Chlorothalonil sulfonic acid (Chlorothalonil-ESA)	µg/l	0.514 ± 0.0499	- ± -	0.0875	-	-
Dicamba	µg/l	0.441 ± 0.0329	- ± -	0.0882	-	-
Dichlorprop	µg/l	0.183 ± 0.00775	- ± -	0.022	-	-
Dimethachlor Metabolite - CGA 369873	µg/l	0.292 ± 0.0126	- ± -	0.0211	-	-
Glufosinate	µg/l	0.29 ± 0.0424	- ± -	0.0987	-	-
Glyphosate	µg/l	- ± -	- ± -	-	-	-
MCPP (Mecoprop)	µg/l	0.108 ± 0.00421	- ± -	0.0141	-	-
Metazachlor	µg/l	- ± -	- ± -	-	-	-
Metazachlor ethane sulfonic acid (Metazachlor-ESA)	µg/l	0.961 ± 0.0475	- ± -	0.183	-	-
Metazachlor oxanilic acid (Metazachlor-OA)	µg/l	0.811 ± 0.101	- ± -	0.17	-	-
Metolachlor	µg/l	- ± -	- ± -	-	-	-
s-Metolachlor ethanesulfonic acid (Metolachlor-ESA)	µg/l	0.418 ± 0.0197	- ± -	0.0836	-	-
s-Metolachlor oxanilic acid (Metolachlor-OA)	µg/l	0.88 ± 0.045	- ± -	0.123	-	-
Chlorothalonil-4-hydroxy	µg/l	0.139 ± 0.0117	- ± -	0.0139	-	-
Chlorothalonil Metabolite R471811	µg/l	0.381 ± 0.0261	- ± -	0.0419	-	-

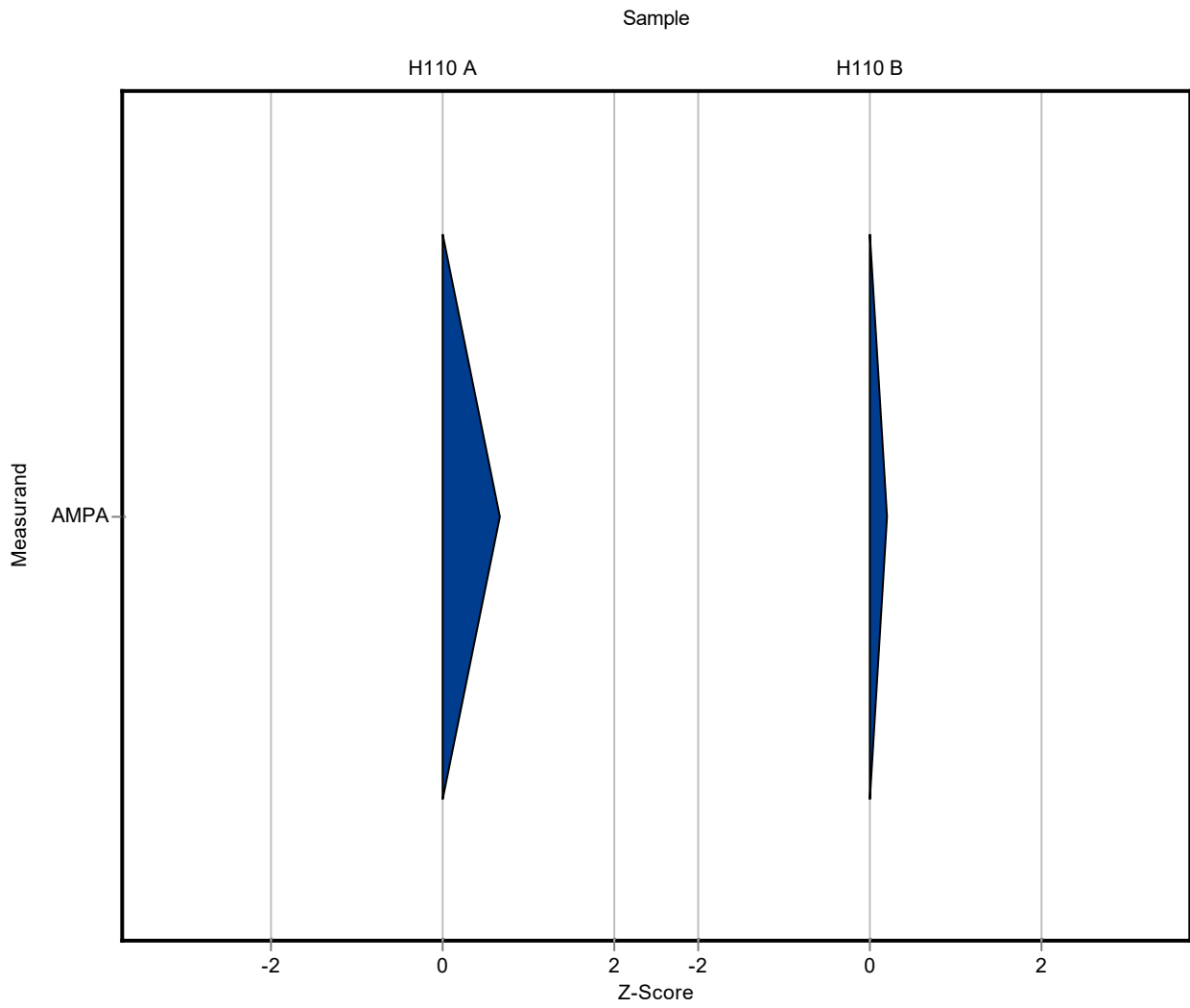
Parameter	Unit	Assigned value ± U (k=2)	Result ± U	Criterion	Recovery [%]	z-Score
Chlorothalonil Metabolite R611968	µg/l	0.505 ± 0.0334	- ± -	0.0409	-	-
Chlorothalonil Metabolite SYN507900	µg/l	0.192 ± 0.017	- ± -	0.025	-	-
Chlorothalonil Metabolite SYN548580	µg/l	- ± -	- ± -	-	-	-
Chlorothalonil Metabolite SYN548581	µg/l	- ± -	- ± -	-	-	-

Sample: H110B

Parameter	Unit	Assigned value ± U (k=2)	Result ± U	Criterion	Recovery [%]	z-Score
2,4,5-Trichlorophenoxyacetic acid	µg/l	0.121 ± 0.00822	- ± -	0.0219	-	-
2,4-D (2,4-Dichlorphenoxyaceticacid)	µg/l	0.783 ± 0.0325	- ± -	0.11	-	-
Alachlor	µg/l	0.776 ± 0.0446	- ± -	0.0931	-	-
Alachlor-t-acid (Alachlor-OA)	µg/l	0.115 ± 0.00792	- ± -	0.0172	-	-
Alachlor-t-sulfonic acid (Alachlor-ESA)	µg/l	0.216 ± 0.0151	- ± -	0.028	-	-
AMPA	µg/l	0.329 ± 0.0339	0.3371 ± 0.06	0.0428	102	0.19
Bentazone	µg/l	0.498 ± 0.0158	- ± -	0.0747	-	-
Chlorothalonil Metabolite R611965 (3-carbamyl-2,4,5-trichlorobenzoic acid)	µg/l	0.253 ± 0.0187	- ± -	0.023	-	-
Chlorothalonil sulfonic acid (Chlorothalonil-ESA)	µg/l	0.186 ± 0.0187	- ± -	0.0334	-	-
Dicamba	µg/l	0.487 ± 0.0444	- ± -	0.0973	-	-
Dichlorprop	µg/l	0.192 ± 0.00877	- ± -	0.023	-	-
Dimethachlor Metabolite - CGA 369873	µg/l	0.115 ± 0.0103	- ± -	0.0195	-	-
Glufosinate	µg/l	0.127 ± 0.0221	- ± -	0.0432	-	-
Glyphosate	µg/l	0.713 ± 0.069	- ± -	0.143	-	-
MCPP (Mecoprop)	µg/l	0.449 ± 0.016	- ± -	0.0584	-	-
Metazachlor	µg/l	0.222 ± 0.0101	- ± -	0.0266	-	-
Metazachlor ethane sulfonic acid (Metazachlor-ESA)	µg/l	0.177 ± 0.0116	- ± -	0.0337	-	-
Metazachlor oxanilic acid	µg/l	0.313 ± 0.0285	- ± -	0.0658	-	-

Parameter	Unit	Assigned value ± U (k=2)	Result ± U	Criterion Recovery [%]	z-Score
(Metazachlor-OA)					
Metolachlor	µg/l	0.268 ± 0.0145	- ± -	0.0402	-
s-Metolachlor ethanesulfonic acid (Metolachlor-ESA)	µg/l	0.334 ± 0.0211	- ± -	0.0668	-
s-Metolachlor oxanilic acid (Metolachlor-OA)	µg/l	0.636 ± 0.0326	- ± -	0.089	-
Chlorothalonil-4-hydroxy	µg/l	0.704 ± 0.119	- ± -	0.155	-
Chlorothalonil Metabolite R471811	µg/l	0.678 ± 0.0614	- ± -	0.102	-
Chlorothalonil Metabolite R611968	µg/l	0.332 ± 0.0236	- ± -	0.0288	-
Chlorothalonil Metabolite SYN507900	µg/l	0.383 ± 0.0238	- ± -	0.0337	-
Chlorothalonil Metabolite SYN548580	µg/l	- ± -	- ± -	-	-
Chlorothalonil Metabolite SYN548581	µg/l	- ± -	- ± -	-	-





Sample: H110A

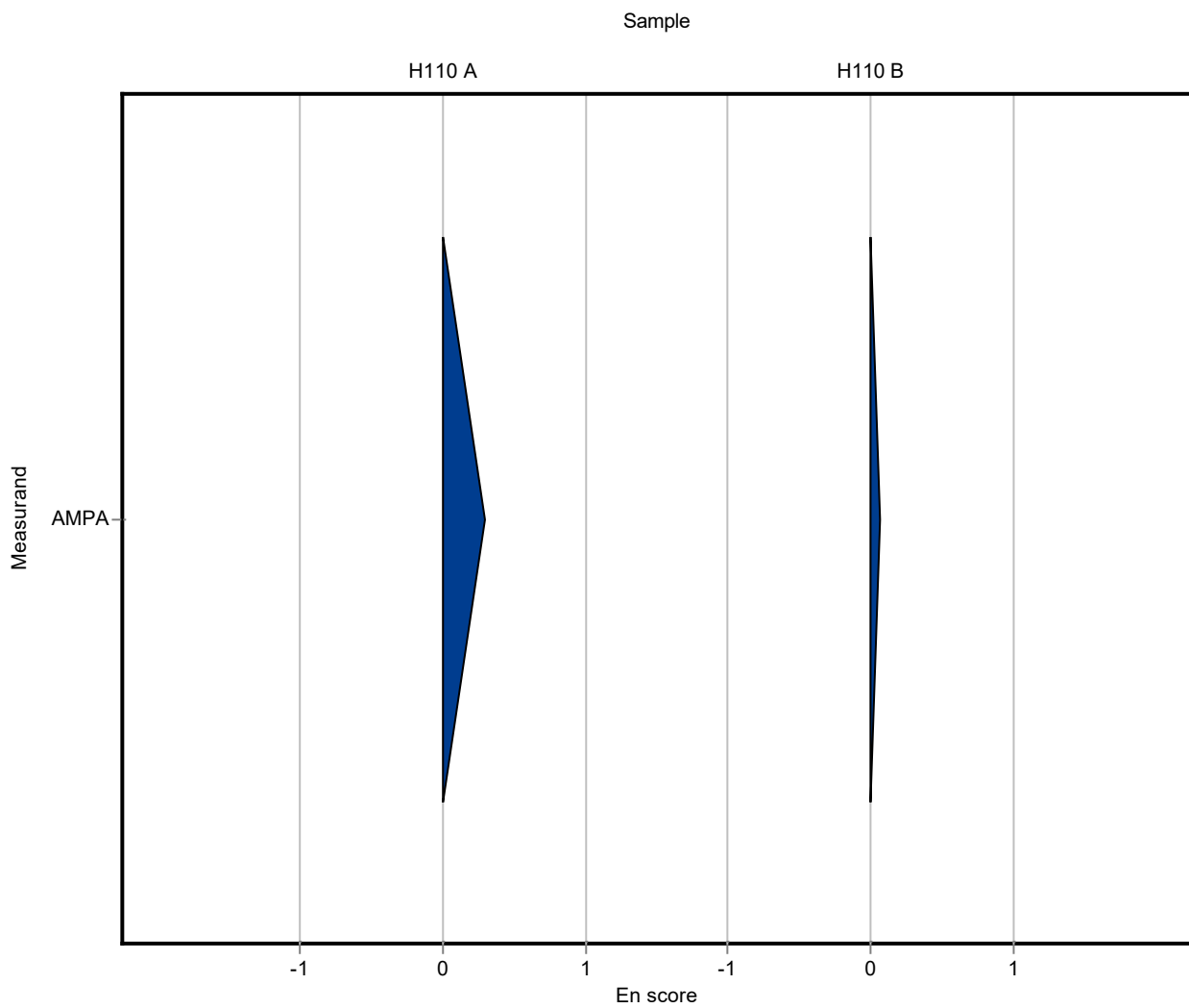
Parameter	Unit	Assigned value ± U (k=2)	Result ± U	Criterion	Recovery [%]	En-Score
2,4,5-Trichlorophenoxyacetic acid	µg/l	0.637 ± 0.0325	- ± -	0.115	-	-
2,4-D (2,4-Dichlorphenoxyaceticacid)	µg/l	0.293 ± 0.0138	- ± -	0.041	-	-
Alachlor	µg/l	0.253 ± 0.0151	- ± -	0.0303	-	-
Alachlor-t-acid (Alachlor-OA)	µg/l	0.165 ± 0.0102	- ± -	0.0247	-	-
Alachlor-t-sulfonic acid (Alachlor-ESA)	µg/l	0.414 ± 0.023	- ± -	0.0397	-	-
AMPA	µg/l	0.436 ± 0.0433	0.4745 ± 0.06	0.0567	109	0.30
Bentazone	µg/l	0.25 ± 0.00846	- ± -	0.0375	-	-
Chlorothalonil Metabolite R611965 (3-carbamyl-2,4,5-trichlorobenzoic acid)	µg/l	0.654 ± 0.0615	- ± -	0.0785	-	-
Chlorothalonil sulfonic acid (Chlorothalonil-ESA)	µg/l	0.514 ± 0.0499	- ± -	0.0875	-	-
Dicamba	µg/l	0.441 ± 0.0329	- ± -	0.0882	-	-
Dichlorprop	µg/l	0.183 ± 0.00775	- ± -	0.022	-	-
Dimethachlor Metabolite - CGA 369873	µg/l	0.292 ± 0.0126	- ± -	0.0211	-	-
Glufosinate	µg/l	0.29 ± 0.0424	- ± -	0.0987	-	-
Glyphosate	µg/l	- ± -	- ± -	-	-	-
MCPP (Mecoprop)	µg/l	0.108 ± 0.00421	- ± -	0.0141	-	-
Metazachlor	µg/l	- ± -	- ± -	-	-	-
Metazachlor ethane sulfonic acid (Metazachlor-ESA)	µg/l	0.961 ± 0.0475	- ± -	0.183	-	-
Metazachlor oxanilic acid (Metazachlor-OA)	µg/l	0.811 ± 0.101	- ± -	0.17	-	-
Metolachlor	µg/l	- ± -	- ± -	-	-	-
s-Metolachlor ethanesulfonic acid (Metolachlor-ESA)	µg/l	0.418 ± 0.0197	- ± -	0.0836	-	-
s-Metolachlor oxanilic acid (Metolachlor-OA)	µg/l	0.88 ± 0.045	- ± -	0.123	-	-
Chlorothalonil-4-hydroxy	µg/l	0.139 ± 0.0117	- ± -	0.0139	-	-
Chlorothalonil Metabolite R471811	µg/l	0.381 ± 0.0261	- ± -	0.0419	-	-

Parameter	Unit	Assigned value ± U (k=2)	Result ± U	Criterion	Recovery [%]	En-Score
Chlorothalonil Metabolite R611968	µg/l	0.505 ± 0.0334	- ± -	0.0409	-	-
Chlorothalonil Metabolite SYN507900	µg/l	0.192 ± 0.017	- ± -	0.025	-	-
Chlorothalonil Metabolite SYN548580	µg/l	- ± -	- ± -	-	-	-
Chlorothalonil Metabolite SYN548581	µg/l	- ± -	- ± -	-	-	-

Sample: H110B

Parameter	Unit	Assigned value ± U (k=2)	Result ± U	Criterion	Recovery [%]	En-Score
2,4,5-Trichlorophenoxyacetic acid	µg/l	0.121 ± 0.00822	- ± -	0.0219	-	-
2,4-D (2,4-Dichlorphenoxyaceticacid)	µg/l	0.783 ± 0.0325	- ± -	0.11	-	-
Alachlor	µg/l	0.776 ± 0.0446	- ± -	0.0931	-	-
Alachlor-t-acid (Alachlor-OA)	µg/l	0.115 ± 0.00792	- ± -	0.0172	-	-
Alachlor-t-sulfonic acid (Alachlor-ESA)	µg/l	0.216 ± 0.0151	- ± -	0.028	-	-
AMPA	µg/l	0.329 ± 0.0339	0.3371 ± 0.06	0.0428	102	0.07
Bentazone	µg/l	0.498 ± 0.0158	- ± -	0.0747	-	-
Chlorothalonil Metabolite R611965 (3-carbamyl-2,4,5-trichlorobenzoic acid)	µg/l	0.253 ± 0.0187	- ± -	0.023	-	-
Chlorothalonil sulfonic acid (Chlorothalonil-ESA)	µg/l	0.186 ± 0.0187	- ± -	0.0334	-	-
Dicamba	µg/l	0.487 ± 0.0444	- ± -	0.0973	-	-
Dichlorprop	µg/l	0.192 ± 0.00877	- ± -	0.023	-	-
Dimethachlor Metabolite - CGA 369873	µg/l	0.115 ± 0.0103	- ± -	0.0195	-	-
Glufosinate	µg/l	0.127 ± 0.0221	- ± -	0.0432	-	-
Glyphosate	µg/l	0.713 ± 0.069	- ± -	0.143	-	-
MCPP (Mecoprop)	µg/l	0.449 ± 0.016	- ± -	0.0584	-	-
Metazachlor	µg/l	0.222 ± 0.0101	- ± -	0.0266	-	-
Metazachlor ethane sulfonic acid (Metazachlor-ESA)	µg/l	0.177 ± 0.0116	- ± -	0.0337	-	-
Metazachlor oxanilic acid	µg/l	0.313 ± 0.0285	- ± -	0.0658	-	-

Parameter	Unit	Assigned value ± U (k=2)	Result ± U	Criterion Recovery [%]	En-Score
(Metazachlor-OA)					
Metolachlor	µg/l	0.268 ± 0.0145	- ± -	0.0402	-
s-Metolachlor ethanesulfonic acid (Metolachlor-ESA)	µg/l	0.334 ± 0.0211	- ± -	0.0668	-
s-Metolachlor oxanilic acid (Metolachlor-OA)	µg/l	0.636 ± 0.0326	- ± -	0.089	-
Chlorothalonil-4-hydroxy	µg/l	0.704 ± 0.119	- ± -	0.155	-
Chlorothalonil Metabolite R471811	µg/l	0.678 ± 0.0614	- ± -	0.102	-
Chlorothalonil Metabolite R611968	µg/l	0.332 ± 0.0236	- ± -	0.0288	-
Chlorothalonil Metabolite SYN507900	µg/l	0.383 ± 0.0238	- ± -	0.0337	-
Chlorothalonil Metabolite SYN548580	µg/l	- ± -	- ± -	-	-
Chlorothalonil Metabolite SYN548581	µg/l	- ± -	- ± -	-	-



Sample: H110A

Parameter	Unit	Assigned value ± U (k=2)	Result ± U	Criterion	Recovery [%]	z-Score
2,4,5-Trichlorophenoxyacetic acid	µg/l	0.637 ± 0.0325	- ± -	0.115	-	-
2,4-D (2,4-Dichlorophenoxyacetic acid)	µg/l	0.293 ± 0.0138	- ± -	0.041	-	-
Alachlor	µg/l	0.253 ± 0.0151	- ± -	0.0303	-	-
Alachlor-t-acid (Alachlor-OA)	µg/l	0.165 ± 0.0102	- ± -	0.0247	-	-
Alachlor-t-sulfonic acid (Alachlor-ESA)	µg/l	0.414 ± 0.023	- ± -	0.0397	-	-
AMPA	µg/l	0.436 ± 0.0433	- ± -	0.0567	-	-
Bentazone	µg/l	0.25 ± 0.00846	- ± -	0.0375	-	-
Chlorothalonil Metabolite R611965 (3-carbamyl-2,4,5-trichlorobenzoic acid)	µg/l	0.654 ± 0.0615	- ± -	0.0785	-	-
Chlorothalonil sulfonic acid (Chlorothalonil-ESA)	µg/l	0.514 ± 0.0499	- ± -	0.0875	-	-
Dicamba	µg/l	0.441 ± 0.0329	- ± -	0.0882	-	-
Dichlorprop	µg/l	0.183 ± 0.00775	- ± -	0.022	-	-
Dimethachlor Metabolite - CGA 369873	µg/l	0.292 ± 0.0126	- ± -	0.0211	-	-
Glufosinate	µg/l	0.29 ± 0.0424	- ± -	0.0987	-	-
Glyphosate	µg/l	- ± -	- ± -	-	-	-
MCPP (Mecoprop)	µg/l	0.108 ± 0.00421	- ± -	0.0141	-	-
Metazachlor	µg/l	- ± -	- ± -	-	-	-
Metazachlor ethane sulfonic acid (Metazachlor-ESA)	µg/l	0.961 ± 0.0475	- ± -	0.183	-	-
Metazachlor oxanilic acid (Metazachlor-OA)	µg/l	0.811 ± 0.101	- ± -	0.17	-	-
Metolachlor	µg/l	- ± -	- ± -	-	-	-
s-Metolachlor ethanesulfonic acid (Metolachlor-ESA)	µg/l	0.418 ± 0.0197	- ± -	0.0836	-	-
s-Metolachlor oxanilic acid (Metolachlor-OA)	µg/l	0.88 ± 0.045	- ± -	0.123	-	-
Chlorothalonil-4-hydroxy	µg/l	0.139 ± 0.0117	- ± -	0.0139	-	-
Chlorothalonil Metabolite R471811	µg/l	0.381 ± 0.0261	- ± -	0.0419	-	-

Parameter	Unit	Assigned value ± U (k=2)	Result ± U	Criterion	Recovery [%]	z-Score
Chlorothalonil Metabolite R611968	µg/l	0.505 ± 0.0334	- ± -	0.0409	-	-
Chlorothalonil Metabolite SYN507900	µg/l	0.192 ± 0.017	- ± -	0.025	-	-
Chlorothalonil Metabolite SYN548580	µg/l	- ± -	- ± -	-	-	-
Chlorothalonil Metabolite SYN548581	µg/l	- ± -	- ± -	-	-	-

Sample: H110B

Parameter	Unit	Assigned value ± U (k=2)	Result ± U	Criterion	Recovery [%]	z-Score
2,4,5-Trichlorophenoxyacetic acid	µg/l	0.121 ± 0.00822	- ± -	0.0219	-	-
2,4-D (2,4-Dichlorphenoxyaceticacid)	µg/l	0.783 ± 0.0325	- ± -	0.11	-	-
Alachlor	µg/l	0.776 ± 0.0446	- ± -	0.0931	-	-
Alachlor-t-acid (Alachlor-OA)	µg/l	0.115 ± 0.00792	- ± -	0.0172	-	-
Alachlor-t-sulfonic acid (Alachlor-ESA)	µg/l	0.216 ± 0.0151	- ± -	0.028	-	-
AMPA	µg/l	0.329 ± 0.0339	- ± -	0.0428	-	-
Bentazone	µg/l	0.498 ± 0.0158	- ± -	0.0747	-	-
Chlorothalonil Metabolite R611965 (3-carbamyl-2,4,5-trichlorobenzoic acid)	µg/l	0.253 ± 0.0187	- ± -	0.023	-	-
Chlorothalonil sulfonic acid (Chlorothalonil-ESA)	µg/l	0.186 ± 0.0187	- ± -	0.0334	-	-
Dicamba	µg/l	0.487 ± 0.0444	- ± -	0.0973	-	-
Dichlorprop	µg/l	0.192 ± 0.00877	- ± -	0.023	-	-
Dimethachlor Metabolite - CGA 369873	µg/l	0.115 ± 0.0103	- ± -	0.0195	-	-
Glufosinate	µg/l	0.127 ± 0.0221	- ± -	0.0432	-	-
Glyphosate	µg/l	0.713 ± 0.069	- ± -	0.143	-	-
MCPP (Mecoprop)	µg/l	0.449 ± 0.016	- ± -	0.0584	-	-
Metazachlor	µg/l	0.222 ± 0.0101	- ± -	0.0266	-	-
Metazachlor ethane sulfonic acid (Metazachlor-ESA)	µg/l	0.177 ± 0.0116	- ± -	0.0337	-	-
Metazachlor oxanilic acid	µg/l	0.313 ± 0.0285	- ± -	0.0658	-	-

Parameter	Unit	Assigned value ± U (k=2)	Result ± U	Criterion Recovery [%]	z-Score
(Metazachlor-OA)					
Metolachlor	µg/l	0.268 ± 0.0145	- ± -	0.0402	-
s-Metolachlor ethanesulfonic acid (Metolachlor-ESA)	µg/l	0.334 ± 0.0211	- ± -	0.0668	-
s-Metolachlor oxanilic acid (Metolachlor-OA)	µg/l	0.636 ± 0.0326	- ± -	0.089	-
Chlorothalonil-4-hydroxy	µg/l	0.704 ± 0.119	- ± -	0.155	-
Chlorothalonil Metabolite R471811	µg/l	0.678 ± 0.0614	- ± -	0.102	-
Chlorothalonil Metabolite R611968	µg/l	0.332 ± 0.0236	- ± -	0.0288	-
Chlorothalonil Metabolite SYN507900	µg/l	0.383 ± 0.0238	- ± -	0.0337	-
Chlorothalonil Metabolite SYN548580	µg/l	- ± -	- ± -	-	-
Chlorothalonil Metabolite SYN548581	µg/l	- ± -	- ± -	-	-



Sample: H110A

Parameter	Unit	Assigned value ± U (k=2)	Result ± U	Criterion	Recovery [%]	En-Score
2,4,5-Trichlorophenoxyacetic acid	µg/l	0.637 ± 0.0325	- ± -	0.115	-	-
2,4-D (2,4-Dichlorphenoxyaceticacid)	µg/l	0.293 ± 0.0138	- ± -	0.041	-	-
Alachlor	µg/l	0.253 ± 0.0151	- ± -	0.0303	-	-
Alachlor-t-acid (Alachlor-OA)	µg/l	0.165 ± 0.0102	- ± -	0.0247	-	-
Alachlor-t-sulfonic acid (Alachlor-ESA)	µg/l	0.414 ± 0.023	- ± -	0.0397	-	-
AMPA	µg/l	0.436 ± 0.0433	- ± -	0.0567	-	-
Bentazone	µg/l	0.25 ± 0.00846	- ± -	0.0375	-	-
Chlorothalonil Metabolite R611965 (3-carbamyl-2,4,5-trichlorobenzoic acid)	µg/l	0.654 ± 0.0615	- ± -	0.0785	-	-
Chlorothalonil sulfonic acid (Chlorothalonil-ESA)	µg/l	0.514 ± 0.0499	- ± -	0.0875	-	-
Dicamba	µg/l	0.441 ± 0.0329	- ± -	0.0882	-	-
Dichlorprop	µg/l	0.183 ± 0.00775	- ± -	0.022	-	-
Dimethachlor Metabolite - CGA 369873	µg/l	0.292 ± 0.0126	- ± -	0.0211	-	-
Glufosinate	µg/l	0.29 ± 0.0424	- ± -	0.0987	-	-
Glyphosate	µg/l	- ± -	- ± -	-	-	-
MCPP (Mecoprop)	µg/l	0.108 ± 0.00421	- ± -	0.0141	-	-
Metazachlor	µg/l	- ± -	- ± -	-	-	-
Metazachlor ethane sulfonic acid (Metazachlor-ESA)	µg/l	0.961 ± 0.0475	- ± -	0.183	-	-
Metazachlor oxanilic acid (Metazachlor-OA)	µg/l	0.811 ± 0.101	- ± -	0.17	-	-
Metolachlor	µg/l	- ± -	- ± -	-	-	-
s-Metolachlor ethanesulfonic acid (Metolachlor-ESA)	µg/l	0.418 ± 0.0197	- ± -	0.0836	-	-
s-Metolachlor oxanilic acid (Metolachlor-OA)	µg/l	0.88 ± 0.045	- ± -	0.123	-	-
Chlorothalonil-4-hydroxy	µg/l	0.139 ± 0.0117	- ± -	0.0139	-	-
Chlorothalonil Metabolite R471811	µg/l	0.381 ± 0.0261	- ± -	0.0419	-	-

Parameter	Unit	Assigned value ± U (k=2)	Result ± U	Criterion	Recovery [%]	En-Score
Chlorothalonil Metabolite R611968	µg/l	0.505 ± 0.0334	- ± -	0.0409	-	-
Chlorothalonil Metabolite SYN507900	µg/l	0.192 ± 0.017	- ± -	0.025	-	-
Chlorothalonil Metabolite SYN548580	µg/l	- ± -	- ± -	-	-	-
Chlorothalonil Metabolite SYN548581	µg/l	- ± -	- ± -	-	-	-

Sample: H110B

Parameter	Unit	Assigned value ± U (k=2)	Result ± U	Criterion	Recovery [%]	En-Score
2,4,5-Trichlorophenoxyacetic acid	µg/l	0.121 ± 0.00822	- ± -	0.0219	-	-
2,4-D (2,4-Dichlorphenoxyaceticacid)	µg/l	0.783 ± 0.0325	- ± -	0.11	-	-
Alachlor	µg/l	0.776 ± 0.0446	- ± -	0.0931	-	-
Alachlor-t-acid (Alachlor-OA)	µg/l	0.115 ± 0.00792	- ± -	0.0172	-	-
Alachlor-t-sulfonic acid (Alachlor-ESA)	µg/l	0.216 ± 0.0151	- ± -	0.028	-	-
AMPA	µg/l	0.329 ± 0.0339	- ± -	0.0428	-	-
Bentazone	µg/l	0.498 ± 0.0158	- ± -	0.0747	-	-
Chlorothalonil Metabolite R611965 (3-carbamyl-2,4,5-trichlorobenzoic acid)	µg/l	0.253 ± 0.0187	- ± -	0.023	-	-
Chlorothalonil sulfonic acid (Chlorothalonil-ESA)	µg/l	0.186 ± 0.0187	- ± -	0.0334	-	-
Dicamba	µg/l	0.487 ± 0.0444	- ± -	0.0973	-	-
Dichlorprop	µg/l	0.192 ± 0.00877	- ± -	0.023	-	-
Dimethachlor Metabolite - CGA 369873	µg/l	0.115 ± 0.0103	- ± -	0.0195	-	-
Glufosinate	µg/l	0.127 ± 0.0221	- ± -	0.0432	-	-
Glyphosate	µg/l	0.713 ± 0.069	- ± -	0.143	-	-
MCPP (Mecoprop)	µg/l	0.449 ± 0.016	- ± -	0.0584	-	-
Metazachlor	µg/l	0.222 ± 0.0101	- ± -	0.0266	-	-
Metazachlor ethane sulfonic acid (Metazachlor-ESA)	µg/l	0.177 ± 0.0116	- ± -	0.0337	-	-
Metazachlor oxanilic acid	µg/l	0.313 ± 0.0285	- ± -	0.0658	-	-

Parameter	Unit	Assigned value ± U (k=2)	Result ± U	Criterion Recovery [%]	En-Score
(Metazachlor-OA)					
Metolachlor	µg/l	0.268 ± 0.0145	- ± -	0.0402	-
s-Metolachlor ethanesulfonic acid (Metolachlor-ESA)	µg/l	0.334 ± 0.0211	- ± -	0.0668	-
s-Metolachlor oxanilic acid (Metolachlor-OA)	µg/l	0.636 ± 0.0326	- ± -	0.089	-
Chlorothalonil-4-hydroxy	µg/l	0.704 ± 0.119	- ± -	0.155	-
Chlorothalonil Metabolite R471811	µg/l	0.678 ± 0.0614	- ± -	0.102	-
Chlorothalonil Metabolite R611968	µg/l	0.332 ± 0.0236	- ± -	0.0288	-
Chlorothalonil Metabolite SYN507900	µg/l	0.383 ± 0.0238	- ± -	0.0337	-
Chlorothalonil Metabolite SYN548580	µg/l	- ± -	- ± -	-	-
Chlorothalonil Metabolite SYN548581	µg/l	- ± -	- ± -	-	-

Sample: H110A

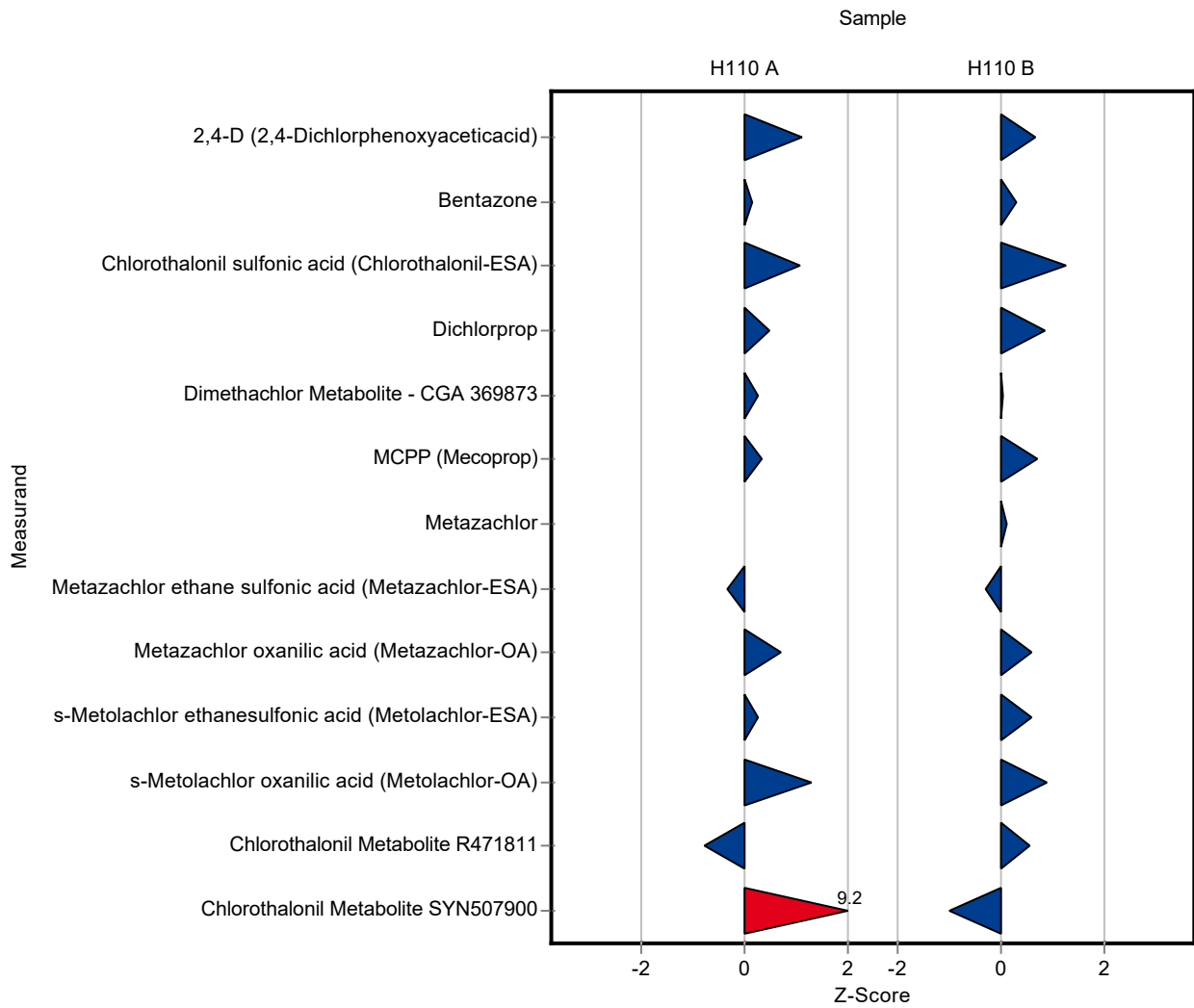
Parameter	Unit	Assigned value ± U (k=2)	Result ± U	Criterion	Recovery [%]	z-Score
2,4,5-Trichlorophenoxyacetic acid	µg/l	0.637 ± 0.0325	- ± -	0.115	-	-
2,4-D (2,4-Dichlorphenoxyaceticacid)	µg/l	0.293 ± 0.0138	0.339 ± 0.102	0.041	116	1.12
Alachlor	µg/l	0.253 ± 0.0151	- ± -	0.0303	-	-
Alachlor-t-acid (Alachlor-OA)	µg/l	0.165 ± 0.0102	- ± -	0.0247	-	-
Alachlor-t-sulfonic acid (Alachlor-ESA)	µg/l	0.414 ± 0.023	- ± -	0.0397	-	-
AMPA	µg/l	0.436 ± 0.0433	- ± -	0.0567	-	-
Bentazone	µg/l	0.25 ± 0.00846	0.256 ± 0.077	0.0375	102	0.15
Chlorothalonil Metabolite R611965 (3-carbamyl-2,4,5-trichlorobenzoic acid)	µg/l	0.654 ± 0.0615	- ± -	0.0785	-	-
Chlorothalonil sulfonic acid (Chlorothalonil-ESA)	µg/l	0.514 ± 0.0499	0.611 ± 0.214	0.0875	119	1.10
Dicamba	µg/l	0.441 ± 0.0329	- ± -	0.0882	-	-
Dichlorprop	µg/l	0.183 ± 0.00775	0.194 ± 0.048	0.022	106	0.49
Dimethachlor Metabolite - CGA 369873	µg/l	0.292 ± 0.0126	0.298 ± 0.089	0.0211	102	0.27
Glufosinate	µg/l	0.29 ± 0.0424	- ± -	0.0987	-	-
Glyphosate	µg/l	- ± -	- ± -	-	-	-
MCPP (Mecoprop)	µg/l	0.108 ± 0.00421	0.113 ± 0.017	0.0141	104	0.33
Metazachlor	µg/l	- ± -	<0.002 (LOQ) ± -	-	-	-
Metazachlor ethane sulfonic acid (Metazachlor-ESA)	µg/l	0.961 ± 0.0475	0.904 ± 0.226	0.183	94	-0.31
Metazachlor oxanilic acid (Metazachlor-OA)	µg/l	0.811 ± 0.101	0.931 ± 0.186	0.17	115	0.71
Metolachlor	µg/l	- ± -	- ± -	-	-	-
s-Metolachlor ethanesulfonic acid (Metolachlor-ESA)	µg/l	0.418 ± 0.0197	0.441 ± 0.11	0.0836	106	0.28
s-Metolachlor oxanilic acid (Metolachlor-OA)	µg/l	0.88 ± 0.045	1.044 ± 0.209	0.123	119	1.33
Chlorothalonil-4-hydroxy	µg/l	0.139 ± 0.0117	- ± -	0.0139	-	-
Chlorothalonil Metabolite R471811	µg/l	0.381 ± 0.0261	0.349 ± 0.122	0.0419	91.6	-0.77

Parameter	Unit	Assigned value ± U (k=2)	Result ± U	Criterion	Recovery [%]	z-Score
Chlorothalonil Metabolite R611968	µg/l	0.505 ± 0.0334	- ± -	0.0409	-	-
Chlorothalonil Metabolite SYN507900	µg/l	0.192 ± 0.017	0.422 ± 0.106	0.025	220	9.21
Chlorothalonil Metabolite SYN548580	µg/l	- ± -	- ± -	-	-	-
Chlorothalonil Metabolite SYN548581	µg/l	- ± -	- ± -	-	-	-

Sample: H110B

Parameter	Unit	Assigned value ± U (k=2)	Result ± U	Criterion	Recovery [%]	z-Score
2,4,5-Trichlorophenoxyacetic acid	µg/l	0.121 ± 0.00822	- ± -	0.0219	-	-
2,4-D (2,4-Dichlorphenoxyaceticacid)	µg/l	0.783 ± 0.0325	0.857 ± 0.257	0.11	109	0.68
Alachlor	µg/l	0.776 ± 0.0446	- ± -	0.0931	-	-
Alachlor-t-acid (Alachlor-OA)	µg/l	0.115 ± 0.00792	- ± -	0.0172	-	-
Alachlor-t-sulfonic acid (Alachlor-ESA)	µg/l	0.216 ± 0.0151	- ± -	0.028	-	-
AMPA	µg/l	0.329 ± 0.0339	- ± -	0.0428	-	-
Bentazone	µg/l	0.498 ± 0.0158	0.52 ± 0.156	0.0747	104	0.30
Chlorothalonil Metabolite R611965 (3-carbamyl-2,4,5-trichlorobenzoic acid)	µg/l	0.253 ± 0.0187	- ± -	0.023	-	-
Chlorothalonil sulfonic acid (Chlorothalonil-ESA)	µg/l	0.186 ± 0.0187	0.228 ± 0.08	0.0334	123	1.27
Dicamba	µg/l	0.487 ± 0.0444	- ± -	0.0973	-	-
Dichlorprop	µg/l	0.192 ± 0.00877	0.211 ± 0.053	0.023	110	0.83
Dimethachlor Metabolite - CGA 369873	µg/l	0.115 ± 0.0103	0.115 ± 0.035	0.0195	100	0.02
Glufosinate	µg/l	0.127 ± 0.0221	- ± -	0.0432	-	-
Glyphosate	µg/l	0.713 ± 0.069	- ± -	0.143	-	-
MCPP (Mecoprop)	µg/l	0.449 ± 0.016	0.49 ± 0.074	0.0584	109	0.70
Metazachlor	µg/l	0.222 ± 0.0101	0.225 ± 0.045	0.0266	101	0.11
Metazachlor ethane sulfonic acid (Metazachlor-ESA)	µg/l	0.177 ± 0.0116	0.167 ± 0.042	0.0337	94.2	-0.31
Metazachlor oxanilic acid	µg/l	0.313 ± 0.0285	0.351 ± 0.07	0.0658	112	0.57

Parameter	Unit	Assigned value ± U (k=2)	Result ± U	Criterion	Recovery [%]	z-Score
(Metazachlor-OA)						
Metolachlor	µg/l	0.268 ± 0.0145	- ± -	0.0402	-	-
s-Metolachlor ethanesulfonic acid (Metolachlor-ESA)	µg/l	0.334 ± 0.0211	0.372 ± 0.093	0.0668	111	0.57
s-Metolachlor oxanilic acid (Metolachlor-OA)	µg/l	0.636 ± 0.0326	0.713 ± 0.143	0.089	112	0.87
Chlorothalonil-4-hydroxy	µg/l	0.704 ± 0.119	- ± -	0.155	-	-
Chlorothalonil Metabolite R471811	µg/l	0.678 ± 0.0614	0.736 ± 0.257	0.102	109	0.57
Chlorothalonil Metabolite R611968	µg/l	0.332 ± 0.0236	- ± -	0.0288	-	-
Chlorothalonil Metabolite SYN507900	µg/l	0.383 ± 0.0238	0.348 ± 0.087	0.0337	91	-1.03
Chlorothalonil Metabolite SYN548580	µg/l	- ± -	- ± -	-	-	-
Chlorothalonil Metabolite SYN548581	µg/l	- ± -	- ± -	-	-	-



Sample: H110A

Parameter	Unit	Assigned value ± U (k=2)	Result ± U	Criterion	Recovery [%]	En-Score
2,4,5-Trichlorophenoxyacetic acid	µg/l	0.637 ± 0.0325	- ± -	0.115	-	-
2,4-D (2,4-Dichlorphenoxyaceticacid)	µg/l	0.293 ± 0.0138	0.339 ± 0.102	0.041	116	0.23
Alachlor	µg/l	0.253 ± 0.0151	- ± -	0.0303	-	-
Alachlor-t-acid (Alachlor-OA)	µg/l	0.165 ± 0.0102	- ± -	0.0247	-	-
Alachlor-t-sulfonic acid (Alachlor-ESA)	µg/l	0.414 ± 0.023	- ± -	0.0397	-	-
AMPA	µg/l	0.436 ± 0.0433	- ± -	0.0567	-	-
Bentazone	µg/l	0.25 ± 0.00846	0.256 ± 0.077	0.0375	102	0.04
Chlorothalonil Metabolite R611965 (3-carbamyl-2,4,5-trichlorobenzoic acid)	µg/l	0.654 ± 0.0615	- ± -	0.0785	-	-
Chlorothalonil sulfonic acid (Chlorothalonil-ESA)	µg/l	0.514 ± 0.0499	0.611 ± 0.214	0.0875	119	0.22
Dicamba	µg/l	0.441 ± 0.0329	- ± -	0.0882	-	-
Dichlorprop	µg/l	0.183 ± 0.00775	0.194 ± 0.048	0.022	106	0.11
Dimethachlor Metabolite - CGA 369873	µg/l	0.292 ± 0.0126	0.298 ± 0.089	0.0211	102	0.03
Glufosinate	µg/l	0.29 ± 0.0424	- ± -	0.0987	-	-
Glyphosate	µg/l	- ± -	- ± -	-	-	-
MCPP (Mecoprop)	µg/l	0.108 ± 0.00421	0.113 ± 0.017	0.0141	104	0.14
Metazachlor	µg/l	- ± -	<0.002 (LOQ) ± -	-	-	-
Metazachlor ethane sulfonic acid (Metazachlor-ESA)	µg/l	0.961 ± 0.0475	0.904 ± 0.226	0.183	94	-0.13
Metazachlor oxanilic acid (Metazachlor-OA)	µg/l	0.811 ± 0.101	0.931 ± 0.186	0.17	115	0.31
Metolachlor	µg/l	- ± -	- ± -	-	-	-
s-Metolachlor ethanesulfonic acid (Metolachlor-ESA)	µg/l	0.418 ± 0.0197	0.441 ± 0.11	0.0836	106	0.10
s-Metolachlor oxanilic acid (Metolachlor-OA)	µg/l	0.88 ± 0.045	1.044 ± 0.209	0.123	119	0.39
Chlorothalonil-4-hydroxy	µg/l	0.139 ± 0.0117	- ± -	0.0139	-	-
Chlorothalonil Metabolite R471811	µg/l	0.381 ± 0.0261	0.349 ± 0.122	0.0419	91.6	-0.13

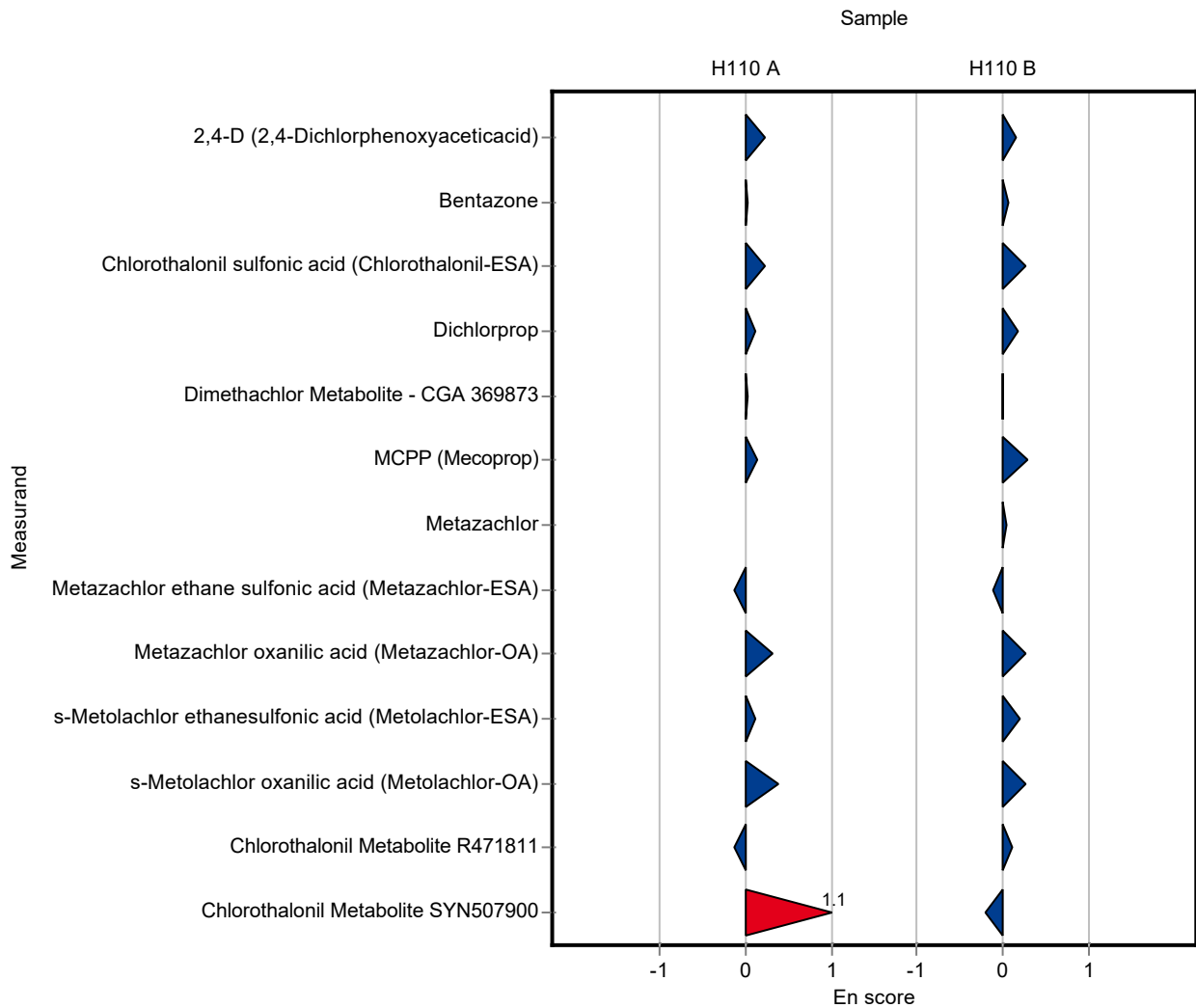


Parameter	Unit	Assigned value ± U (k=2)	Result ± U	Criterion	Recovery [%]	En-Score
Chlorothalonil Metabolite R611968	µg/l	0.505 ± 0.0334	- ± -	0.0409	-	-
Chlorothalonil Metabolite SYN507900	µg/l	0.192 ± 0.017	0.422 ± 0.106	0.025	220	1.08
Chlorothalonil Metabolite SYN548580	µg/l	- ± -	- ± -	-	-	-
Chlorothalonil Metabolite SYN548581	µg/l	- ± -	- ± -	-	-	-

Sample: H110B

Parameter	Unit	Assigned value ± U (k=2)	Result ± U	Criterion	Recovery [%]	En-Score
2,4,5-Trichlorophenoxyacetic acid	µg/l	0.121 ± 0.00822	- ± -	0.0219	-	-
2,4-D (2,4-Dichlorphenoxyaceticacid)	µg/l	0.783 ± 0.0325	0.857 ± 0.257	0.11	109	0.14
Alachlor	µg/l	0.776 ± 0.0446	- ± -	0.0931	-	-
Alachlor-t-acid (Alachlor-OA)	µg/l	0.115 ± 0.00792	- ± -	0.0172	-	-
Alachlor-t-sulfonic acid (Alachlor-ESA)	µg/l	0.216 ± 0.0151	- ± -	0.028	-	-
AMPA	µg/l	0.329 ± 0.0339	- ± -	0.0428	-	-
Bentazone	µg/l	0.498 ± 0.0158	0.52 ± 0.156	0.0747	104	0.07
Chlorothalonil Metabolite R611965 (3-carbamyl-2,4,5-trichlorobenzoic acid)	µg/l	0.253 ± 0.0187	- ± -	0.023	-	-
Chlorothalonil sulfonic acid (Chlorothalonil-ESA)	µg/l	0.186 ± 0.0187	0.228 ± 0.08	0.0334	123	0.26
Dicamba	µg/l	0.487 ± 0.0444	- ± -	0.0973	-	-
Dichlorprop	µg/l	0.192 ± 0.00877	0.211 ± 0.053	0.023	110	0.18
Dimethachlor Metabolite - CGA 369873	µg/l	0.115 ± 0.0103	0.115 ± 0.035	0.0195	100	0.01
Glufosinate	µg/l	0.127 ± 0.0221	- ± -	0.0432	-	-
Glyphosate	µg/l	0.713 ± 0.069	- ± -	0.143	-	-
MCPP (Mecoprop)	µg/l	0.449 ± 0.016	0.49 ± 0.074	0.0584	109	0.28
Metazachlor	µg/l	0.222 ± 0.0101	0.225 ± 0.045	0.0266	101	0.03
Metazachlor ethane sulfonic acid (Metazachlor-ESA)	µg/l	0.177 ± 0.0116	0.167 ± 0.042	0.0337	94.2	-0.12
Metazachlor oxanilic acid	µg/l	0.313 ± 0.0285	0.351 ± 0.07	0.0658	112	0.26

Parameter	Unit	Assigned value ± U (k=2)	Result ± U	Criterion	Recovery [%]	En-Score
(Metazachlor-OA)						
Metolachlor	µg/l	0.268 ± 0.0145	- ± -	0.0402	-	-
s-Metolachlor ethanesulfonic acid (Metolachlor-ESA)	µg/l	0.334 ± 0.0211	0.372 ± 0.093	0.0668	111	0.20
s-Metolachlor oxanilic acid (Metolachlor-OA)	µg/l	0.636 ± 0.0326	0.713 ± 0.143	0.089	112	0.27
Chlorothalonil-4-hydroxy	µg/l	0.704 ± 0.119	- ± -	0.155	-	-
Chlorothalonil Metabolite R471811	µg/l	0.678 ± 0.0614	0.736 ± 0.257	0.102	109	0.11
Chlorothalonil Metabolite R611968	µg/l	0.332 ± 0.0236	- ± -	0.0288	-	-
Chlorothalonil Metabolite SYN507900	µg/l	0.383 ± 0.0238	0.348 ± 0.087	0.0337	91	-0.20
Chlorothalonil Metabolite SYN548580	µg/l	- ± -	- ± -	-	-	-
Chlorothalonil Metabolite SYN548581	µg/l	- ± -	- ± -	-	-	-



Sample: H110A

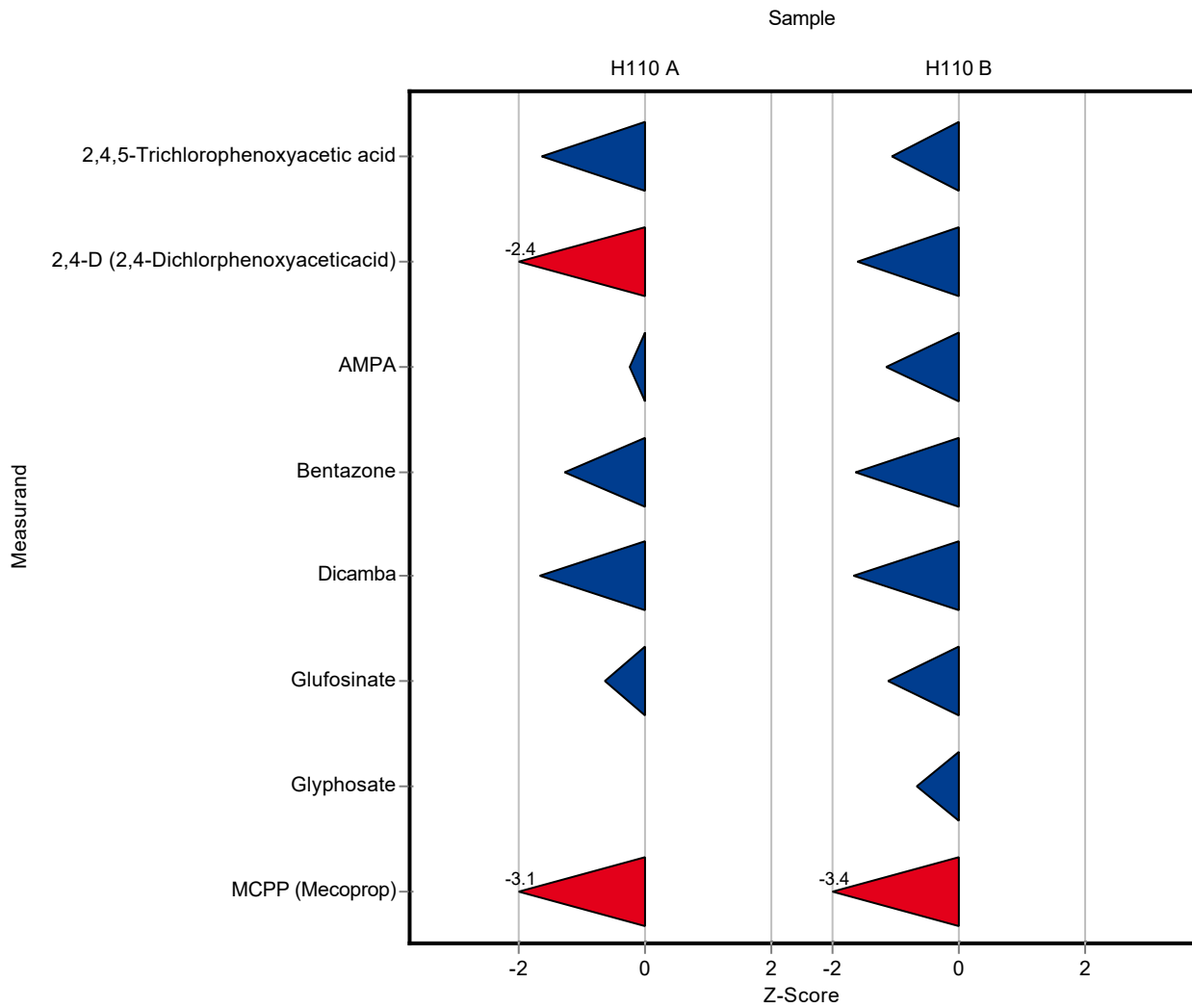
Parameter	Unit	Assigned value ± U (k=2)	Result ± U	Criterion	Recovery [%]	z-Score
2,4,5-Trichlorophenoxyacetic acid	µg/l	0.637 ± 0.0325	0.448 ± 0.16	0.115	70.3	-1.65
2,4-D (2,4-Dichlorophenoxyacetic acid)	µg/l	0.293 ± 0.0138	0.196 ± 0.08	0.041	66.9	-2.37
Alachlor	µg/l	0.253 ± 0.0151	- ± -	0.0303	-	-
Alachlor-t-acid (Alachlor-OA)	µg/l	0.165 ± 0.0102	- ± -	0.0247	-	-
Alachlor-t-sulfonic acid (Alachlor-ESA)	µg/l	0.414 ± 0.023	- ± -	0.0397	-	-
AMPA	µg/l	0.436 ± 0.0433	0.422 ± 0.19	0.0567	96.7	-0.25
Bentazone	µg/l	0.25 ± 0.00846	0.202 ± 0.08	0.0375	80.7	-1.28
Chlorothalonil Metabolite R611965 (3-carbamyl-2,4,5-trichlorobenzoic acid)	µg/l	0.654 ± 0.0615	- ± -	0.0785	-	-
Chlorothalonil sulfonic acid (Chlorothalonil-ESA)	µg/l	0.514 ± 0.0499	- ± -	0.0875	-	-
Dicamba	µg/l	0.441 ± 0.0329	0.294 ± 0.13	0.0882	66.7	-1.67
Dichlorprop	µg/l	0.183 ± 0.00775	- ± -	0.022	-	-
Dimethachlor Metabolite - CGA 369873	µg/l	0.292 ± 0.0126	- ± -	0.0211	-	-
Glufosinate	µg/l	0.29 ± 0.0424	0.226 ± 0.1	0.0987	77.9	-0.65
Glyphosate	µg/l	- ± -	<0.03 (LOQ) ± -	-	-	-
MCPP (Mecoprop)	µg/l	0.108 ± 0.00421	0.064 ± 0.028	0.0141	59.1	-3.15
Metazachlor	µg/l	- ± -	- ± -	-	-	-
Metazachlor ethane sulfonic acid (Metazachlor-ESA)	µg/l	0.961 ± 0.0475	- ± -	0.183	-	-
Metazachlor oxanilic acid (Metazachlor-OA)	µg/l	0.811 ± 0.101	- ± -	0.17	-	-
Metolachlor	µg/l	- ± -	- ± -	-	-	-
s-Metolachlor ethanesulfonic acid (Metolachlor-ESA)	µg/l	0.418 ± 0.0197	- ± -	0.0836	-	-
s-Metolachlor oxanilic acid (Metolachlor-OA)	µg/l	0.88 ± 0.045	- ± -	0.123	-	-
Chlorothalonil-4-hydroxy	µg/l	0.139 ± 0.0117	- ± -	0.0139	-	-
Chlorothalonil Metabolite R471811	µg/l	0.381 ± 0.0261	- ± -	0.0419	-	-

Parameter	Unit	Assigned value ± U (k=2)	Result ± U	Criterion	Recovery [%]	z-Score
Chlorothalonil Metabolite R611968	µg/l	0.505 ± 0.0334	- ± -	0.0409	-	-
Chlorothalonil Metabolite SYN507900	µg/l	0.192 ± 0.017	- ± -	0.025	-	-
Chlorothalonil Metabolite SYN548580	µg/l	- ± -	- ± -	-	-	-
Chlorothalonil Metabolite SYN548581	µg/l	- ± -	- ± -	-	-	-

Sample: H110B

Parameter	Unit	Assigned value ± U (k=2)	Result ± U	Criterion	Recovery [%]	z-Score
2,4,5-Trichlorophenoxyacetic acid	µg/l	0.121 ± 0.00822	0.098 ± 0.043	0.0219	80.7	-1.07
2,4-D (2,4-Dichlorphenoxyaceticacid)	µg/l	0.783 ± 0.0325	0.604 ± 0.21	0.11	77.2	-1.63
Alachlor	µg/l	0.776 ± 0.0446	- ± -	0.0931	-	-
Alachlor-t-acid (Alachlor-OA)	µg/l	0.115 ± 0.00792	- ± -	0.0172	-	-
Alachlor-t-sulfonic acid (Alachlor-ESA)	µg/l	0.216 ± 0.0151	- ± -	0.028	-	-
AMPA	µg/l	0.329 ± 0.0339	0.28 ± 0.12	0.0428	85.1	-1.14
Bentazone	µg/l	0.498 ± 0.0158	0.376 ± 0.14	0.0747	75.5	-1.63
Chlorothalonil Metabolite R611965 (3-carbamyl-2,4,5-trichlorobenzoic acid)	µg/l	0.253 ± 0.0187	- ± -	0.023	-	-
Chlorothalonil sulfonic acid (Chlorothalonil-ESA)	µg/l	0.186 ± 0.0187	- ± -	0.0334	-	-
Dicamba	µg/l	0.487 ± 0.0444	0.323 ± 0.14	0.0973	66.4	-1.68
Dichlorprop	µg/l	0.192 ± 0.00877	- ± -	0.023	-	-
Dimethachlor Metabolite - CGA 369873	µg/l	0.115 ± 0.0103	- ± -	0.0195	-	-
Glufosinate	µg/l	0.127 ± 0.0221	0.078 ± 0.03	0.0432	61.3	-1.14
Glyphosate	µg/l	0.713 ± 0.069	0.616 ± 0.27	0.143	86.5	-0.68
MCPP (Mecoprop)	µg/l	0.449 ± 0.016	0.252 ± 0.1	0.0584	56.1	-3.38
Metazachlor	µg/l	0.222 ± 0.0101	- ± -	0.0266	-	-
Metazachlor ethane sulfonic acid (Metazachlor-ESA)	µg/l	0.177 ± 0.0116	- ± -	0.0337	-	-
Metazachlor oxanilic acid	µg/l	0.313 ± 0.0285	- ± -	0.0658	-	-

Parameter	Unit	Assigned value ± U (k=2)	Result ± U	Criterion Recovery [%]	z-Score
(Metazachlor-OA)					
Metolachlor	µg/l	0.268 ± 0.0145	- ± -	0.0402	-
s-Metolachlor ethanesulfonic acid (Metolachlor-ESA)	µg/l	0.334 ± 0.0211	- ± -	0.0668	-
s-Metolachlor oxanilic acid (Metolachlor-OA)	µg/l	0.636 ± 0.0326	- ± -	0.089	-
Chlorothalonil-4-hydroxy	µg/l	0.704 ± 0.119	- ± -	0.155	-
Chlorothalonil Metabolite R471811	µg/l	0.678 ± 0.0614	- ± -	0.102	-
Chlorothalonil Metabolite R611968	µg/l	0.332 ± 0.0236	- ± -	0.0288	-
Chlorothalonil Metabolite SYN507900	µg/l	0.383 ± 0.0238	- ± -	0.0337	-
Chlorothalonil Metabolite SYN548580	µg/l	- ± -	- ± -	-	-
Chlorothalonil Metabolite SYN548581	µg/l	- ± -	- ± -	-	-



Sample: H110A

Parameter	Unit	Assigned value ± U (k=2)	Result ± U	Criterion	Recovery [%]	En-Score
2,4,5-Trichlorophenoxyacetic acid	µg/l	0.637 ± 0.0325	0.448 ± 0.16	0.115	70.3	-0.59
2,4-D (2,4-Dichlorphenoxyaceticacid)	µg/l	0.293 ± 0.0138	0.196 ± 0.08	0.041	66.9	-0.60
Alachlor	µg/l	0.253 ± 0.0151	- ± -	0.0303	-	-
Alachlor-t-acid (Alachlor-OA)	µg/l	0.165 ± 0.0102	- ± -	0.0247	-	-
Alachlor-t-sulfonic acid (Alachlor-ESA)	µg/l	0.414 ± 0.023	- ± -	0.0397	-	-
AMPA	µg/l	0.436 ± 0.0433	0.422 ± 0.19	0.0567	96.7	-0.04
Bentazone	µg/l	0.25 ± 0.00846	0.202 ± 0.08	0.0375	80.7	-0.30
Chlorothalonil Metabolite R611965 (3-carbamyl-2,4,5-trichlorobenzoic acid)	µg/l	0.654 ± 0.0615	- ± -	0.0785	-	-
Chlorothalonil sulfonic acid (Chlorothalonil-ESA)	µg/l	0.514 ± 0.0499	- ± -	0.0875	-	-
Dicamba	µg/l	0.441 ± 0.0329	0.294 ± 0.13	0.0882	66.7	-0.56
Dichlorprop	µg/l	0.183 ± 0.00775	- ± -	0.022	-	-
Dimethachlor Metabolite - CGA 369873	µg/l	0.292 ± 0.0126	- ± -	0.0211	-	-
Glufosinate	µg/l	0.29 ± 0.0424	0.226 ± 0.1	0.0987	77.9	-0.31
Glyphosate	µg/l	- ± -	<0.03 (LOQ) ± -	-	-	-
MCPP (Mecoprop)	µg/l	0.108 ± 0.00421	0.064 ± 0.028	0.0141	59.1	-0.79
Metazachlor	µg/l	- ± -	- ± -	-	-	-
Metazachlor ethane sulfonic acid (Metazachlor-ESA)	µg/l	0.961 ± 0.0475	- ± -	0.183	-	-
Metazachlor oxanilic acid (Metazachlor-OA)	µg/l	0.811 ± 0.101	- ± -	0.17	-	-
Metolachlor	µg/l	- ± -	- ± -	-	-	-
s-Metolachlor ethanesulfonic acid (Metolachlor-ESA)	µg/l	0.418 ± 0.0197	- ± -	0.0836	-	-
s-Metolachlor oxanilic acid (Metolachlor-OA)	µg/l	0.88 ± 0.045	- ± -	0.123	-	-
Chlorothalonil-4-hydroxy	µg/l	0.139 ± 0.0117	- ± -	0.0139	-	-
Chlorothalonil Metabolite R471811	µg/l	0.381 ± 0.0261	- ± -	0.0419	-	-

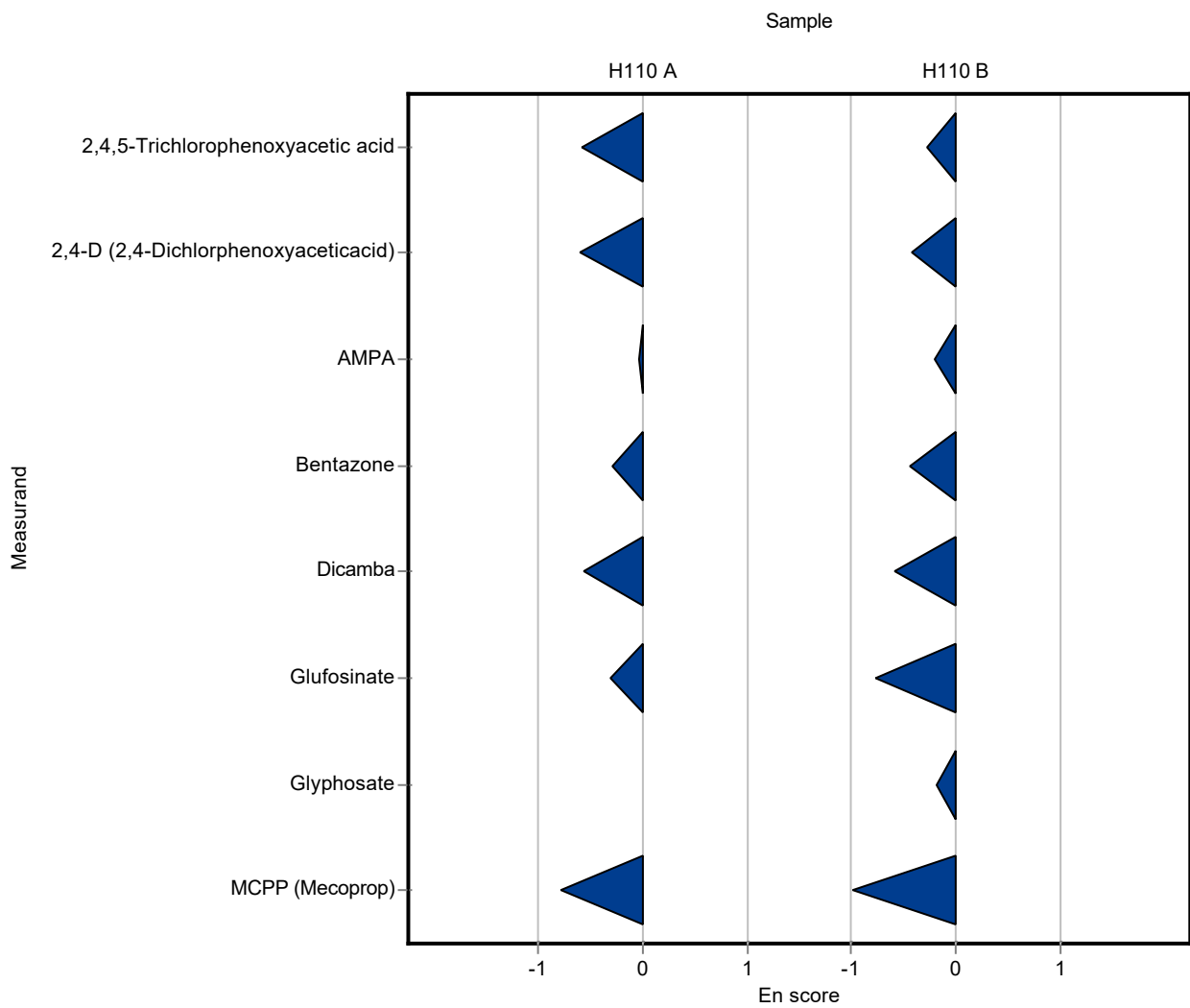


Parameter	Unit	Assigned value ± U (k=2)	Result ± U	Criterion	Recovery [%]	En-Score
Chlorothalonil Metabolite R611968	µg/l	0.505 ± 0.0334	- ± -	0.0409	-	-
Chlorothalonil Metabolite SYN507900	µg/l	0.192 ± 0.017	- ± -	0.025	-	-
Chlorothalonil Metabolite SYN548580	µg/l	- ± -	- ± -	-	-	-
Chlorothalonil Metabolite SYN548581	µg/l	- ± -	- ± -	-	-	-

Sample: H110B

Parameter	Unit	Assigned value ± U (k=2)	Result ± U	Criterion	Recovery [%]	En-Score
2,4,5-Trichlorophenoxyacetic acid	µg/l	0.121 ± 0.00822	0.098 ± 0.043	0.0219	80.7	-0.27
2,4-D (2,4-Dichlorphenoxyaceticacid)	µg/l	0.783 ± 0.0325	0.604 ± 0.21	0.11	77.2	-0.42
Alachlor	µg/l	0.776 ± 0.0446	- ± -	0.0931	-	-
Alachlor-t-acid (Alachlor-OA)	µg/l	0.115 ± 0.00792	- ± -	0.0172	-	-
Alachlor-t-sulfonic acid (Alachlor-ESA)	µg/l	0.216 ± 0.0151	- ± -	0.028	-	-
AMPA	µg/l	0.329 ± 0.0339	0.28 ± 0.12	0.0428	85.1	-0.20
Bentazone	µg/l	0.498 ± 0.0158	0.376 ± 0.14	0.0747	75.5	-0.43
Chlorothalonil Metabolite R611965 (3-carbamyl-2,4,5-trichlorobenzoic acid)	µg/l	0.253 ± 0.0187	- ± -	0.023	-	-
Chlorothalonil sulfonic acid (Chlorothalonil-ESA)	µg/l	0.186 ± 0.0187	- ± -	0.0334	-	-
Dicamba	µg/l	0.487 ± 0.0444	0.323 ± 0.14	0.0973	66.4	-0.58
Dichlorprop	µg/l	0.192 ± 0.00877	- ± -	0.023	-	-
Dimethachlor Metabolite - CGA 369873	µg/l	0.115 ± 0.0103	- ± -	0.0195	-	-
Glufosinate	µg/l	0.127 ± 0.0221	0.078 ± 0.03	0.0432	61.3	-0.77
Glyphosate	µg/l	0.713 ± 0.069	0.616 ± 0.27	0.143	86.5	-0.18
MCPP (Mecoprop)	µg/l	0.449 ± 0.016	0.252 ± 0.1	0.0584	56.1	-0.98
Metazachlor	µg/l	0.222 ± 0.0101	- ± -	0.0266	-	-
Metazachlor ethane sulfonic acid (Metazachlor-ESA)	µg/l	0.177 ± 0.0116	- ± -	0.0337	-	-
Metazachlor oxanilic acid	µg/l	0.313 ± 0.0285	- ± -	0.0658	-	-

Parameter	Unit	Assigned value ± U (k=2)	Result ± U	Criterion Recovery [%]	En-Score
(Metazachlor-OA)					
Metolachlor	µg/l	0.268 ± 0.0145	- ± -	0.0402	-
s-Metolachlor ethanesulfonic acid (Metolachlor-ESA)	µg/l	0.334 ± 0.0211	- ± -	0.0668	-
s-Metolachlor oxanilic acid (Metolachlor-OA)	µg/l	0.636 ± 0.0326	- ± -	0.089	-
Chlorothalonil-4-hydroxy	µg/l	0.704 ± 0.119	- ± -	0.155	-
Chlorothalonil Metabolite R471811	µg/l	0.678 ± 0.0614	- ± -	0.102	-
Chlorothalonil Metabolite R611968	µg/l	0.332 ± 0.0236	- ± -	0.0288	-
Chlorothalonil Metabolite SYN507900	µg/l	0.383 ± 0.0238	- ± -	0.0337	-
Chlorothalonil Metabolite SYN548580	µg/l	- ± -	- ± -	-	-
Chlorothalonil Metabolite SYN548581	µg/l	- ± -	- ± -	-	-



Sample: H110A

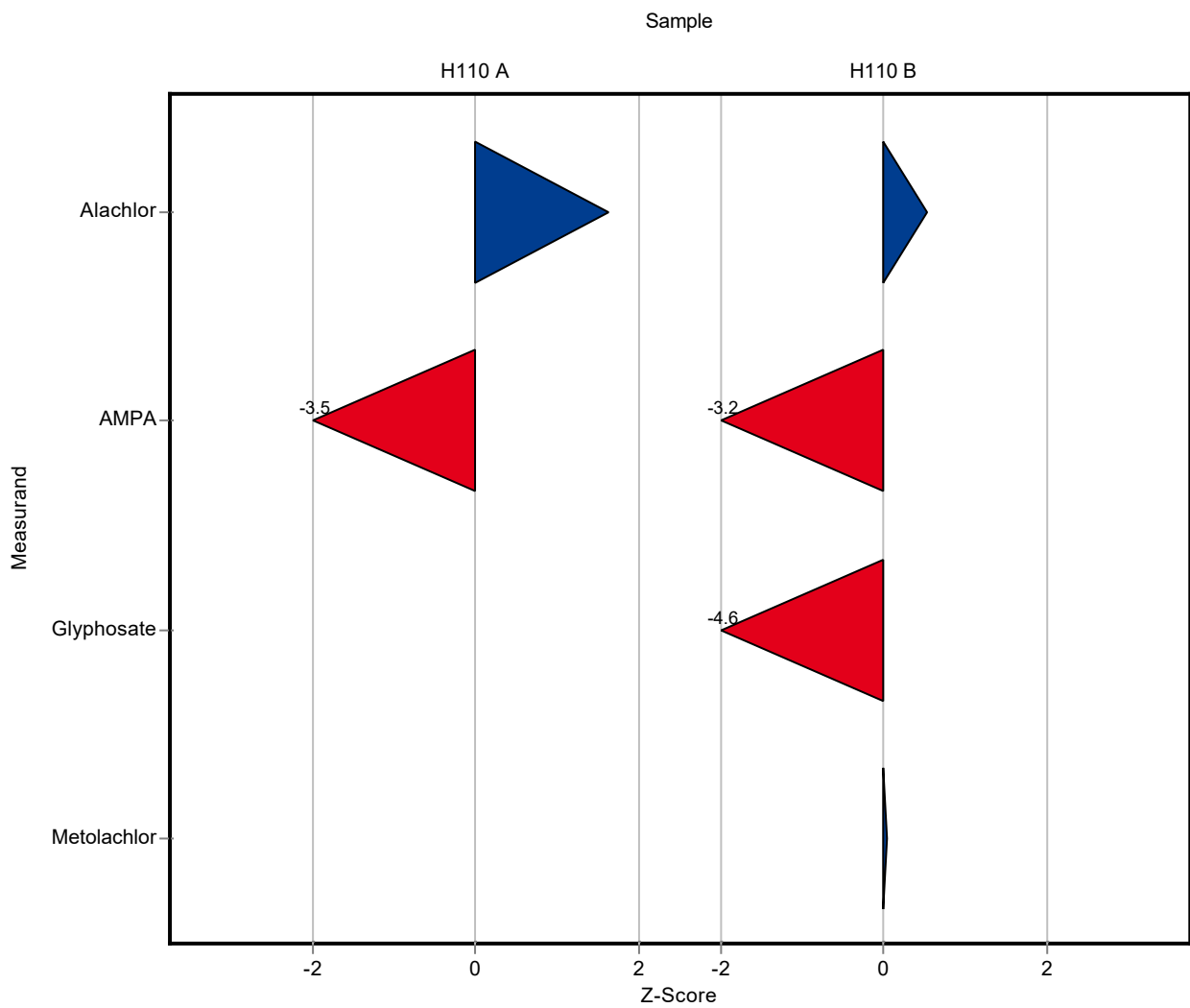
Parameter	Unit	Assigned value ± U (k=2)	Result ± U	Criterion	Recovery [%]	z-Score
2,4,5-Trichlorophenoxyacetic acid	µg/l	0.637 ± 0.0325	- ± -	0.115	-	-
2,4-D (2,4-Dichlorphenoxyaceticacid)	µg/l	0.293 ± 0.0138	- ± -	0.041	-	-
Alachlor	µg/l	0.253 ± 0.0151	0.302 ± 0.033	0.0303	120	1.63
Alachlor-t-acid (Alachlor-OA)	µg/l	0.165 ± 0.0102	- ± -	0.0247	-	-
Alachlor-t-sulfonic acid (Alachlor-ESA)	µg/l	0.414 ± 0.023	- ± -	0.0397	-	-
AMPA	µg/l	0.436 ± 0.0433	0.237 ± 0.018	0.0567	54.3	-3.51
Bentazone	µg/l	0.25 ± 0.00846	- ± -	0.0375	-	-
Chlorothalonil Metabolite R611965 (3-carbamyl-2,4,5-trichlorobenzoic acid)	µg/l	0.654 ± 0.0615	- ± -	0.0785	-	-
Chlorothalonil sulfonic acid (Chlorothalonil-ESA)	µg/l	0.514 ± 0.0499	- ± -	0.0875	-	-
Dicamba	µg/l	0.441 ± 0.0329	- ± -	0.0882	-	-
Dichlorprop	µg/l	0.183 ± 0.00775	- ± -	0.022	-	-
Dimethachlor Metabolite - CGA 369873	µg/l	0.292 ± 0.0126	- ± -	0.0211	-	-
Glufosinate	µg/l	0.29 ± 0.0424	- ± -	0.0987	-	-
Glyphosate	µg/l	- ± -	<0.01 (LOQ) ± -	-	-	-
MCPP (Mecoprop)	µg/l	0.108 ± 0.00421	- ± -	0.0141	-	-
Metazachlor	µg/l	- ± -	- ± -	-	-	-
Metazachlor ethane sulfonic acid (Metazachlor-ESA)	µg/l	0.961 ± 0.0475	- ± -	0.183	-	-
Metazachlor oxanilic acid (Metazachlor-OA)	µg/l	0.811 ± 0.101	- ± -	0.17	-	-
Metolachlor	µg/l	- ± -	<0.025 (LOQ) ± -	-	-	-
s-Metolachlor ethanesulfonic acid (Metolachlor-ESA)	µg/l	0.418 ± 0.0197	- ± -	0.0836	-	-
s-Metolachlor oxanilic acid (Metolachlor-OA)	µg/l	0.88 ± 0.045	- ± -	0.123	-	-
Chlorothalonil-4-hydroxy	µg/l	0.139 ± 0.0117	- ± -	0.0139	-	-
Chlorothalonil Metabolite R471811	µg/l	0.381 ± 0.0261	- ± -	0.0419	-	-

Parameter	Unit	Assigned value ± U (k=2)	Result ± U	Criterion	Recovery [%]	z-Score
Chlorothalonil Metabolite R611968	µg/l	0.505 ± 0.0334	- ± -	0.0409	-	-
Chlorothalonil Metabolite SYN507900	µg/l	0.192 ± 0.017	- ± -	0.025	-	-
Chlorothalonil Metabolite SYN548580	µg/l	- ± -	- ± -	-	-	-
Chlorothalonil Metabolite SYN548581	µg/l	- ± -	- ± -	-	-	-

Sample: H110B

Parameter	Unit	Assigned value ± U (k=2)	Result ± U	Criterion	Recovery [%]	z-Score
2,4,5-Trichlorophenoxyacetic acid	µg/l	0.121 ± 0.00822	- ± -	0.0219	-	-
2,4-D (2,4-Dichlorphenoxyaceticacid)	µg/l	0.783 ± 0.0325	- ± -	0.11	-	-
Alachlor	µg/l	0.776 ± 0.0446	0.825 ± 0.088	0.0931	106	0.53
Alachlor-t-acid (Alachlor-OA)	µg/l	0.115 ± 0.00792	- ± -	0.0172	-	-
Alachlor-t-sulfonic acid (Alachlor-ESA)	µg/l	0.216 ± 0.0151	- ± -	0.028	-	-
AMPA	µg/l	0.329 ± 0.0339	0.192 ± 0.025	0.0428	58.4	-3.20
Bentazone	µg/l	0.498 ± 0.0158	- ± -	0.0747	-	-
Chlorothalonil Metabolite R611965 (3-carbamyl-2,4,5-trichlorobenzoic acid)	µg/l	0.253 ± 0.0187	- ± -	0.023	-	-
Chlorothalonil sulfonic acid (Chlorothalonil-ESA)	µg/l	0.186 ± 0.0187	- ± -	0.0334	-	-
Dicamba	µg/l	0.487 ± 0.0444	- ± -	0.0973	-	-
Dichlorprop	µg/l	0.192 ± 0.00877	- ± -	0.023	-	-
Dimethachlor Metabolite - CGA 369873	µg/l	0.115 ± 0.0103	- ± -	0.0195	-	-
Glufosinate	µg/l	0.127 ± 0.0221	- ± -	0.0432	-	-
Glyphosate	µg/l	0.713 ± 0.069	0.0534 ± 0.0032	0.143	7.49	-4.63
MCPP (Mecoprop)	µg/l	0.449 ± 0.016	- ± -	0.0584	-	-
Metazachlor	µg/l	0.222 ± 0.0101	- ± -	0.0266	-	-
Metazachlor ethane sulfonic acid (Metazachlor-ESA)	µg/l	0.177 ± 0.0116	- ± -	0.0337	-	-
Metazachlor oxanilic acid	µg/l	0.313 ± 0.0285	- ± -	0.0658	-	-

Parameter	Unit	Assigned value ± U (k=2)	Result ± U	Criterion	Recovery [%]	z-Score
(Metazachlor-OA)						
Metolachlor	µg/l	0.268 ± 0.0145	0.269 ± 0.015	0.0402	100	0.03
s-Metolachlor ethanesulfonic acid (Metolachlor-ESA)	µg/l	0.334 ± 0.0211	- ± -	0.0668	-	-
s-Metolachlor oxanilic acid (Metolachlor-OA)	µg/l	0.636 ± 0.0326	- ± -	0.089	-	-
Chlorothalonil-4-hydroxy	µg/l	0.704 ± 0.119	- ± -	0.155	-	-
Chlorothalonil Metabolite R471811	µg/l	0.678 ± 0.0614	- ± -	0.102	-	-
Chlorothalonil Metabolite R611968	µg/l	0.332 ± 0.0236	- ± -	0.0288	-	-
Chlorothalonil Metabolite SYN507900	µg/l	0.383 ± 0.0238	- ± -	0.0337	-	-
Chlorothalonil Metabolite SYN548580	µg/l	- ± -	- ± -	-	-	-
Chlorothalonil Metabolite SYN548581	µg/l	- ± -	- ± -	-	-	-



Sample: H110A

Parameter	Unit	Assigned value ± U (k=2)	Result ± U	Criterion	Recovery [%]	En-Score
2,4,5-Trichlorophenoxyacetic acid	µg/l	0.637 ± 0.0325	- ± -	0.115	-	-
2,4-D (2,4-Dichlorphenoxyaceticacid)	µg/l	0.293 ± 0.0138	- ± -	0.041	-	-
Alachlor	µg/l	0.253 ± 0.0151	0.302 ± 0.033	0.0303	120	0.73
Alachlor-t-acid (Alachlor-OA)	µg/l	0.165 ± 0.0102	- ± -	0.0247	-	-
Alachlor-t-sulfonic acid (Alachlor-ESA)	µg/l	0.414 ± 0.023	- ± -	0.0397	-	-
AMPA	µg/l	0.436 ± 0.0433	0.237 ± 0.018	0.0567	54.3	-3.54
Bentazone	µg/l	0.25 ± 0.00846	- ± -	0.0375	-	-
Chlorothalonil Metabolite R611965 (3-carbamyl-2,4,5-trichlorobenzoic acid)	µg/l	0.654 ± 0.0615	- ± -	0.0785	-	-
Chlorothalonil sulfonic acid (Chlorothalonil-ESA)	µg/l	0.514 ± 0.0499	- ± -	0.0875	-	-
Dicamba	µg/l	0.441 ± 0.0329	- ± -	0.0882	-	-
Dichlorprop	µg/l	0.183 ± 0.00775	- ± -	0.022	-	-
Dimethachlor Metabolite - CGA 369873	µg/l	0.292 ± 0.0126	- ± -	0.0211	-	-
Glufosinate	µg/l	0.29 ± 0.0424	- ± -	0.0987	-	-
Glyphosate	µg/l	- ± -	<0.01 (LOQ) ± -	-	-	-
MCPP (Mecoprop)	µg/l	0.108 ± 0.00421	- ± -	0.0141	-	-
Metazachlor	µg/l	- ± -	- ± -	-	-	-
Metazachlor ethane sulfonic acid (Metazachlor-ESA)	µg/l	0.961 ± 0.0475	- ± -	0.183	-	-
Metazachlor oxanilic acid (Metazachlor-OA)	µg/l	0.811 ± 0.101	- ± -	0.17	-	-
Metolachlor	µg/l	- ± -	<0.025 (LOQ) ± -	-	-	-
s-Metolachlor ethanesulfonic acid (Metolachlor-ESA)	µg/l	0.418 ± 0.0197	- ± -	0.0836	-	-
s-Metolachlor oxanilic acid (Metolachlor-OA)	µg/l	0.88 ± 0.045	- ± -	0.123	-	-
Chlorothalonil-4-hydroxy	µg/l	0.139 ± 0.0117	- ± -	0.0139	-	-
Chlorothalonil Metabolite R471811	µg/l	0.381 ± 0.0261	- ± -	0.0419	-	-

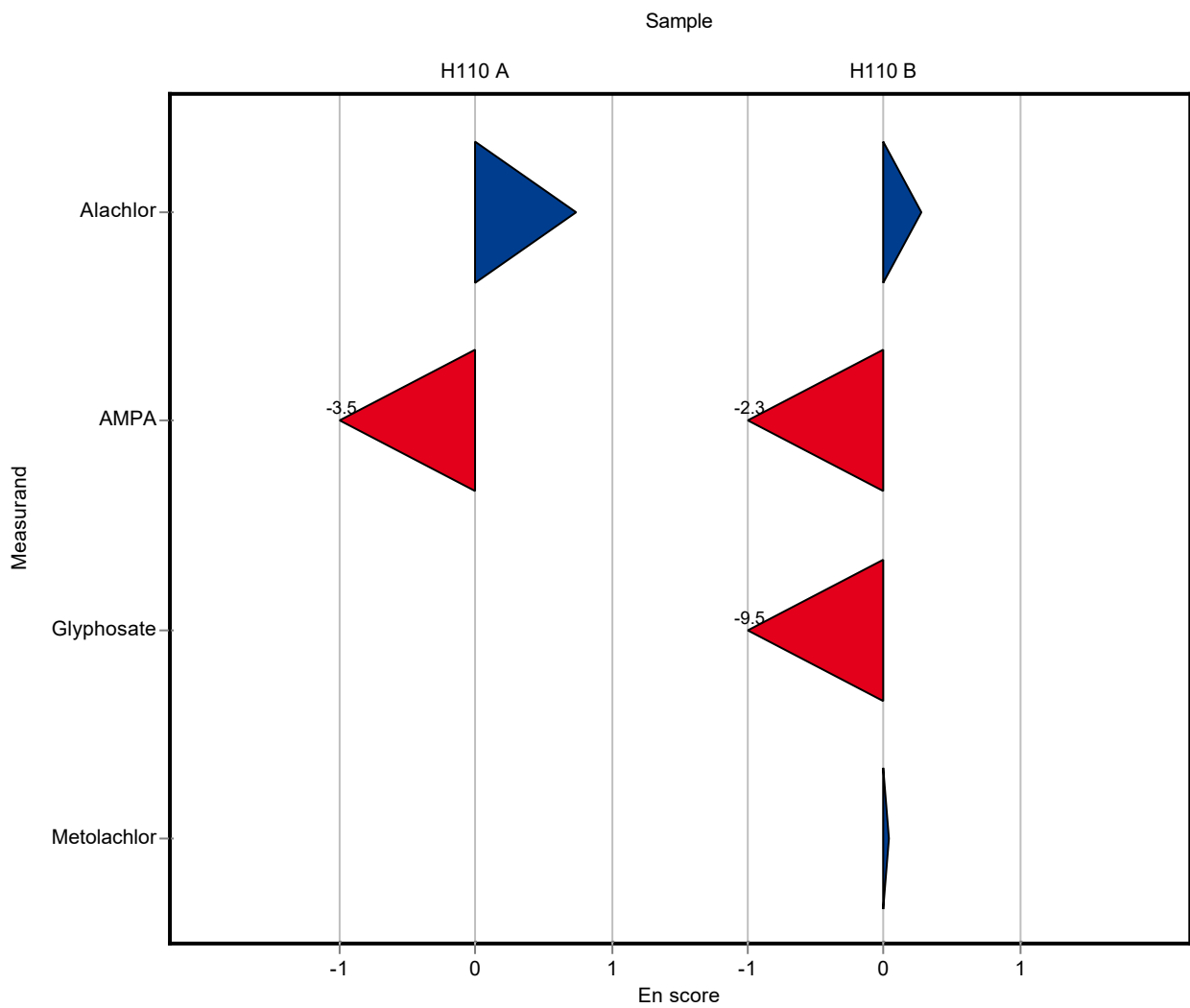


Parameter	Unit	Assigned value ± U (k=2)	Result ± U	Criterion	Recovery [%]	En-Score
Chlorothalonil Metabolite R611968	µg/l	0.505 ± 0.0334	- ± -	0.0409	-	-
Chlorothalonil Metabolite SYN507900	µg/l	0.192 ± 0.017	- ± -	0.025	-	-
Chlorothalonil Metabolite SYN548580	µg/l	- ± -	- ± -	-	-	-
Chlorothalonil Metabolite SYN548581	µg/l	- ± -	- ± -	-	-	-

Sample: H110B

Parameter	Unit	Assigned value ± U (k=2)	Result ± U	Criterion	Recovery [%]	En-Score
2,4,5-Trichlorophenoxyacetic acid	µg/l	0.121 ± 0.00822	- ± -	0.0219	-	-
2,4-D (2,4-Dichlorphenoxyaceticacid)	µg/l	0.783 ± 0.0325	- ± -	0.11	-	-
Alachlor	µg/l	0.776 ± 0.0446	0.825 ± 0.088	0.0931	106	0.27
Alachlor-t-acid (Alachlor-OA)	µg/l	0.115 ± 0.00792	- ± -	0.0172	-	-
Alachlor-t-sulfonic acid (Alachlor-ESA)	µg/l	0.216 ± 0.0151	- ± -	0.028	-	-
AMPA	µg/l	0.329 ± 0.0339	0.192 ± 0.025	0.0428	58.4	-2.27
Bentazone	µg/l	0.498 ± 0.0158	- ± -	0.0747	-	-
Chlorothalonil Metabolite R611965 (3-carbamyl-2,4,5-trichlorobenzoic acid)	µg/l	0.253 ± 0.0187	- ± -	0.023	-	-
Chlorothalonil sulfonic acid (Chlorothalonil-ESA)	µg/l	0.186 ± 0.0187	- ± -	0.0334	-	-
Dicamba	µg/l	0.487 ± 0.0444	- ± -	0.0973	-	-
Dichlorprop	µg/l	0.192 ± 0.00877	- ± -	0.023	-	-
Dimethachlor Metabolite - CGA 369873	µg/l	0.115 ± 0.0103	- ± -	0.0195	-	-
Glufosinate	µg/l	0.127 ± 0.0221	- ± -	0.0432	-	-
Glyphosate	µg/l	0.713 ± 0.069	0.0534 ± 0.0032	0.143	7.49	-9.51
MCPP (Mecoprop)	µg/l	0.449 ± 0.016	- ± -	0.0584	-	-
Metazachlor	µg/l	0.222 ± 0.0101	- ± -	0.0266	-	-
Metazachlor ethane sulfonic acid (Metazachlor-ESA)	µg/l	0.177 ± 0.0116	- ± -	0.0337	-	-
Metazachlor oxanilic acid	µg/l	0.313 ± 0.0285	- ± -	0.0658	-	-

Parameter	Unit	Assigned value ± U (k=2)	Result ± U	Criterion	Recovery [%]	En-Score
(Metazachlor-OA)						
Metolachlor	µg/l	0.268 ± 0.0145	0.269 ± 0.015	0.0402	100	0.03
s-Metolachlor ethanesulfonic acid (Metolachlor-ESA)	µg/l	0.334 ± 0.0211	- ± -	0.0668	-	-
s-Metolachlor oxanilic acid (Metolachlor-OA)	µg/l	0.636 ± 0.0326	- ± -	0.089	-	-
Chlorothalonil-4-hydroxy	µg/l	0.704 ± 0.119	- ± -	0.155	-	-
Chlorothalonil Metabolite R471811	µg/l	0.678 ± 0.0614	- ± -	0.102	-	-
Chlorothalonil Metabolite R611968	µg/l	0.332 ± 0.0236	- ± -	0.0288	-	-
Chlorothalonil Metabolite SYN507900	µg/l	0.383 ± 0.0238	- ± -	0.0337	-	-
Chlorothalonil Metabolite SYN548580	µg/l	- ± -	- ± -	-	-	-
Chlorothalonil Metabolite SYN548581	µg/l	- ± -	- ± -	-	-	-



Sample: H110A

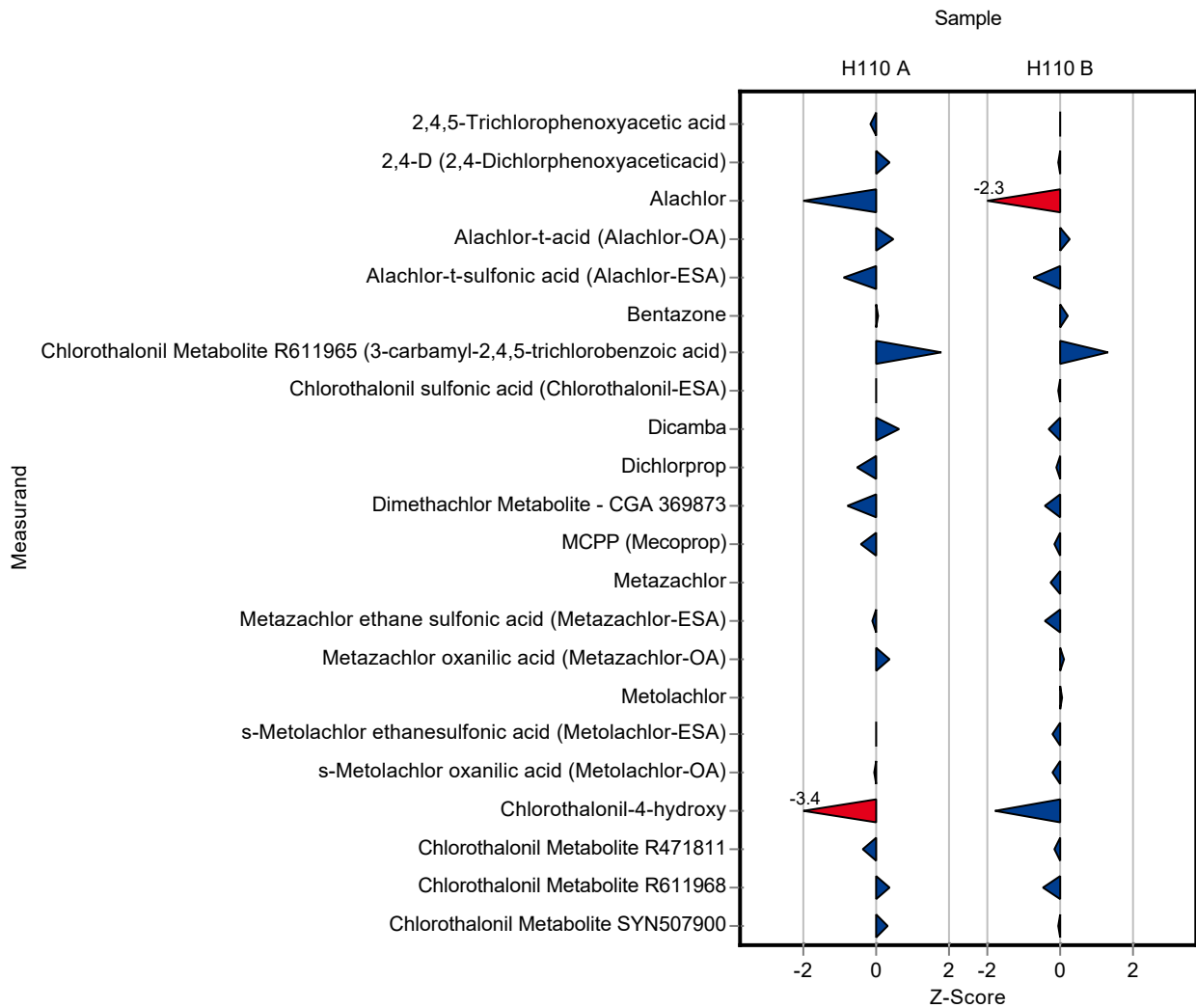
Parameter	Unit	Assigned value ± U (k=2)	Result ± U	Criterion	Recovery [%]	z-Score
2,4,5-Trichlorophenoxyacetic acid	µg/l	0.637 ± 0.0325	0.617 ± 0.0679	0.115	96.8	-0.18
2,4-D (2,4-Dichlorophenoxyacetic acid)	µg/l	0.293 ± 0.0138	0.308 ± 0.0308	0.041	105	0.36
Alachlor	µg/l	0.253 ± 0.0151	0.192 ± 0.0384	0.0303	76	-2.00
Alachlor-t-acid (Alachlor-OA)	µg/l	0.165 ± 0.0102	0.176 ± 0.0352	0.0247	107	0.46
Alachlor-t-sulfonic acid (Alachlor-ESA)	µg/l	0.414 ± 0.023	0.377 ± 0.0775	0.0397	91.1	-0.93
AMPA	µg/l	0.436 ± 0.0433	- ± -	0.0567	-	-
Bentazone	µg/l	0.25 ± 0.00846	0.251 ± 0.0427	0.0375	100	0.02
Chlorothalonil Metabolite R611965 (3-carbamyl-2,4,5-trichlorobenzoic acid)	µg/l	0.654 ± 0.0615	0.791 ± 0.198	0.0785	121	1.75
Chlorothalonil sulfonic acid (Chlorothalonil-ESA)	µg/l	0.514 ± 0.0499	0.513 ± 0.0615	0.0875	99.7	-0.02
Dicamba	µg/l	0.441 ± 0.0329	0.493 ± 0.0641	0.0882	112	0.59
Dichlorprop	µg/l	0.183 ± 0.00775	0.171 ± 0.0171	0.022	93.3	-0.56
Dimethachlor Metabolite - CGA 369873	µg/l	0.292 ± 0.0126	0.275 ± 0.0303	0.0211	94.1	-0.82
Glufosinate	µg/l	0.29 ± 0.0424	- ± -	0.0987	-	-
Glyphosate	µg/l	- ± -	- ± -	-	-	-
MCPP (Mecoprop)	µg/l	0.108 ± 0.00421	0.102 ± 0.0143	0.0141	94.2	-0.45
Metazachlor	µg/l	- ± -	<0.025 (LOQ) ± -	-	-	-
Metazachlor ethane sulfonic acid (Metazachlor-ESA)	µg/l	0.961 ± 0.0475	0.942 ± 0.188	0.183	98	-0.11
Metazachlor oxanilic acid (Metazachlor-OA)	µg/l	0.811 ± 0.101	0.872 ± 0.174	0.17	108	0.36
Metolachlor	µg/l	- ± -	<0.025 (LOQ) ± -	-	-	-
s-Metolachlor ethanesulfonic acid (Metolachlor-ESA)	µg/l	0.418 ± 0.0197	0.417 ± 0.0834	0.0836	99.8	-0.01
s-Metolachlor oxanilic acid (Metolachlor-OA)	µg/l	0.88 ± 0.045	0.872 ± 0.0872	0.123	99	-0.07
Chlorothalonil-4-hydroxy	µg/l	0.139 ± 0.0117	0.092 ± 0.0139	0.0139	66.1	-3.39
Chlorothalonil Metabolite R471811	µg/l	0.381 ± 0.0261	0.365 ± 0.0731	0.0419	95.8	-0.39

Parameter	Unit	Assigned value ± U (k=2)	Result ± U	Criterion	Recovery [%]	z-Score
Chlorothalonil Metabolite R611968	µg/l	0.505 ± 0.0334	0.519 ± 0.0519	0.0409	103	0.35
Chlorothalonil Metabolite SYN507900	µg/l	0.192 ± 0.017	0.199 ± 0.0199	0.025	104	0.28
Chlorothalonil Metabolite SYN548580	µg/l	- ± -	- ± -	-	-	-
Chlorothalonil Metabolite SYN548581	µg/l	- ± -	0.836 ± 0.117	-	-	-

Sample: H110B

Parameter	Unit	Assigned value ± U (k=2)	Result ± U	Criterion	Recovery [%]	z-Score
2,4,5-Trichlorophenoxyacetic acid	µg/l	0.121 ± 0.00822	0.122 ± 0.0134	0.0219	100	0.03
2,4-D (2,4-Dichlorphenoxyaceticacid)	µg/l	0.783 ± 0.0325	0.781 ± 0.0781	0.11	99.8	-0.02
Alachlor	µg/l	0.776 ± 0.0446	0.562 ± 0.112	0.0931	72.4	-2.30
Alachlor-t-acid (Alachlor-OA)	µg/l	0.115 ± 0.00792	0.12 ± 0.0241	0.0172	104	0.30
Alachlor-t-sulfonic acid (Alachlor-ESA)	µg/l	0.216 ± 0.0151	0.195 ± 0.0391	0.028	90.5	-0.73
AMPA	µg/l	0.329 ± 0.0339	- ± -	0.0428	-	-
Bentazone	µg/l	0.498 ± 0.0158	0.517 ± 0.0879	0.0747	104	0.26
Chlorothalonil Metabolite R611965 (3-carbamyl-2,4,5-trichlorobenzoic acid)	µg/l	0.253 ± 0.0187	0.283 ± 0.0708	0.023	112	1.32
Chlorothalonil sulfonic acid (Chlorothalonil-ESA)	µg/l	0.186 ± 0.0187	0.184 ± 0.0221	0.0334	99.1	-0.05
Dicamba	µg/l	0.487 ± 0.0444	0.457 ± 0.0594	0.0973	93.9	-0.30
Dichlorprop	µg/l	0.192 ± 0.00877	0.19 ± 0.019	0.023	99	-0.08
Dimethachlor Metabolite - CGA 369873	µg/l	0.115 ± 0.0103	0.107 ± 0.0118	0.0195	93.3	-0.39
Glufosinate	µg/l	0.127 ± 0.0221	- ± -	0.0432	-	-
Glyphosate	µg/l	0.713 ± 0.069	- ± -	0.143	-	-
MCPP (Mecoprop)	µg/l	0.449 ± 0.016	0.44 ± 0.0615	0.0584	98	-0.15
Metazachlor	µg/l	0.222 ± 0.0101	0.215 ± 0.0323	0.0266	96.9	-0.26
Metazachlor ethane sulfonic acid (Metazachlor-ESA)	µg/l	0.177 ± 0.0116	0.164 ± 0.0328	0.0337	92.5	-0.40
Metazachlor oxanilic acid	µg/l	0.313 ± 0.0285	0.32 ± 0.0641	0.0658	102	0.10

Parameter	Unit	Assigned value ± U (k=2)	Result ± U	Criterion	Recovery [%]	z-Score
(Metazachlor-OA)						
Metolachlor	µg/l	0.268 ± 0.0145	0.271 ± 0.0487	0.0402	101	0.08
s-Metolachlor ethanesulfonic acid (Metolachlor-ESA)	µg/l	0.334 ± 0.0211	0.321 ± 0.0641	0.0668	96.1	-0.19
s-Metolachlor oxanilic acid (Metolachlor-OA)	µg/l	0.636 ± 0.0326	0.619 ± 0.0619	0.089	97.4	-0.19
Chlorothalonil-4-hydroxy	µg/l	0.704 ± 0.119	0.432 ± 0.0647	0.155	61.4	-1.75
Chlorothalonil Metabolite R471811	µg/l	0.678 ± 0.0614	0.666 ± 0.133	0.102	98.2	-0.12
Chlorothalonil Metabolite R611968	µg/l	0.332 ± 0.0236	0.319 ± 0.0319	0.0288	96.2	-0.43
Chlorothalonil Metabolite SYN507900	µg/l	0.383 ± 0.0238	0.381 ± 0.0381	0.0337	99.6	-0.04
Chlorothalonil Metabolite SYN548580	µg/l	- ± -	- ± -	-	-	-
Chlorothalonil Metabolite SYN548581	µg/l	- ± -	0.531 ± 0.074	-	-	-



Sample: H110A

Parameter	Unit	Assigned value ± U (k=2)	Result ± U	Criterion	Recovery [%]	En-Score
2,4,5-Trichlorophenoxyacetic acid	µg/l	0.637 ± 0.0325	0.617 ± 0.0679	0.115	96.8	-0.14
2,4-D (2,4-Dichlorphenoxyaceticacid)	µg/l	0.293 ± 0.0138	0.308 ± 0.0308	0.041	105	0.24
Alachlor	µg/l	0.253 ± 0.0151	0.192 ± 0.0384	0.0303	76	-0.77
Alachlor-t-acid (Alachlor-OA)	µg/l	0.165 ± 0.0102	0.176 ± 0.0352	0.0247	107	0.16
Alachlor-t-sulfonic acid (Alachlor-ESA)	µg/l	0.414 ± 0.023	0.377 ± 0.0775	0.0397	91.1	-0.24
AMPA	µg/l	0.436 ± 0.0433	- ± -	0.0567	-	-
Bentazone	µg/l	0.25 ± 0.00846	0.251 ± 0.0427	0.0375	100	0.01
Chlorothalonil Metabolite R611965 (3-carbamyl-2,4,5-trichlorobenzoic acid)	µg/l	0.654 ± 0.0615	0.791 ± 0.198	0.0785	121	0.34
Chlorothalonil sulfonic acid (Chlorothalonil-ESA)	µg/l	0.514 ± 0.0499	0.513 ± 0.0615	0.0875	99.7	-0.01
Dicamba	µg/l	0.441 ± 0.0329	0.493 ± 0.0641	0.0882	112	0.39
Dichlorprop	µg/l	0.183 ± 0.00775	0.171 ± 0.0171	0.022	93.3	-0.35
Dimethachlor Metabolite - CGA 369873	µg/l	0.292 ± 0.0126	0.275 ± 0.0303	0.0211	94.1	-0.28
Glufosinate	µg/l	0.29 ± 0.0424	- ± -	0.0987	-	-
Glyphosate	µg/l	- ± -	- ± -	-	-	-
MCPP (Mecoprop)	µg/l	0.108 ± 0.00421	0.102 ± 0.0143	0.0141	94.2	-0.22
Metazachlor	µg/l	- ± -	<0.025 (LOQ) ± -	-	-	-
Metazachlor ethane sulfonic acid (Metazachlor-ESA)	µg/l	0.961 ± 0.0475	0.942 ± 0.188	0.183	98	-0.05
Metazachlor oxanilic acid (Metazachlor-OA)	µg/l	0.811 ± 0.101	0.872 ± 0.174	0.17	108	0.17
Metolachlor	µg/l	- ± -	<0.025 (LOQ) ± -	-	-	-
s-Metolachlor ethanesulfonic acid (Metolachlor-ESA)	µg/l	0.418 ± 0.0197	0.417 ± 0.0834	0.0836	99.8	0.00
s-Metolachlor oxanilic acid (Metolachlor-OA)	µg/l	0.88 ± 0.045	0.872 ± 0.0872	0.123	99	-0.05
Chlorothalonil-4-hydroxy	µg/l	0.139 ± 0.0117	0.092 ± 0.0139	0.0139	66.1	-1.56
Chlorothalonil Metabolite R471811	µg/l	0.381 ± 0.0261	0.365 ± 0.0731	0.0419	95.8	-0.11

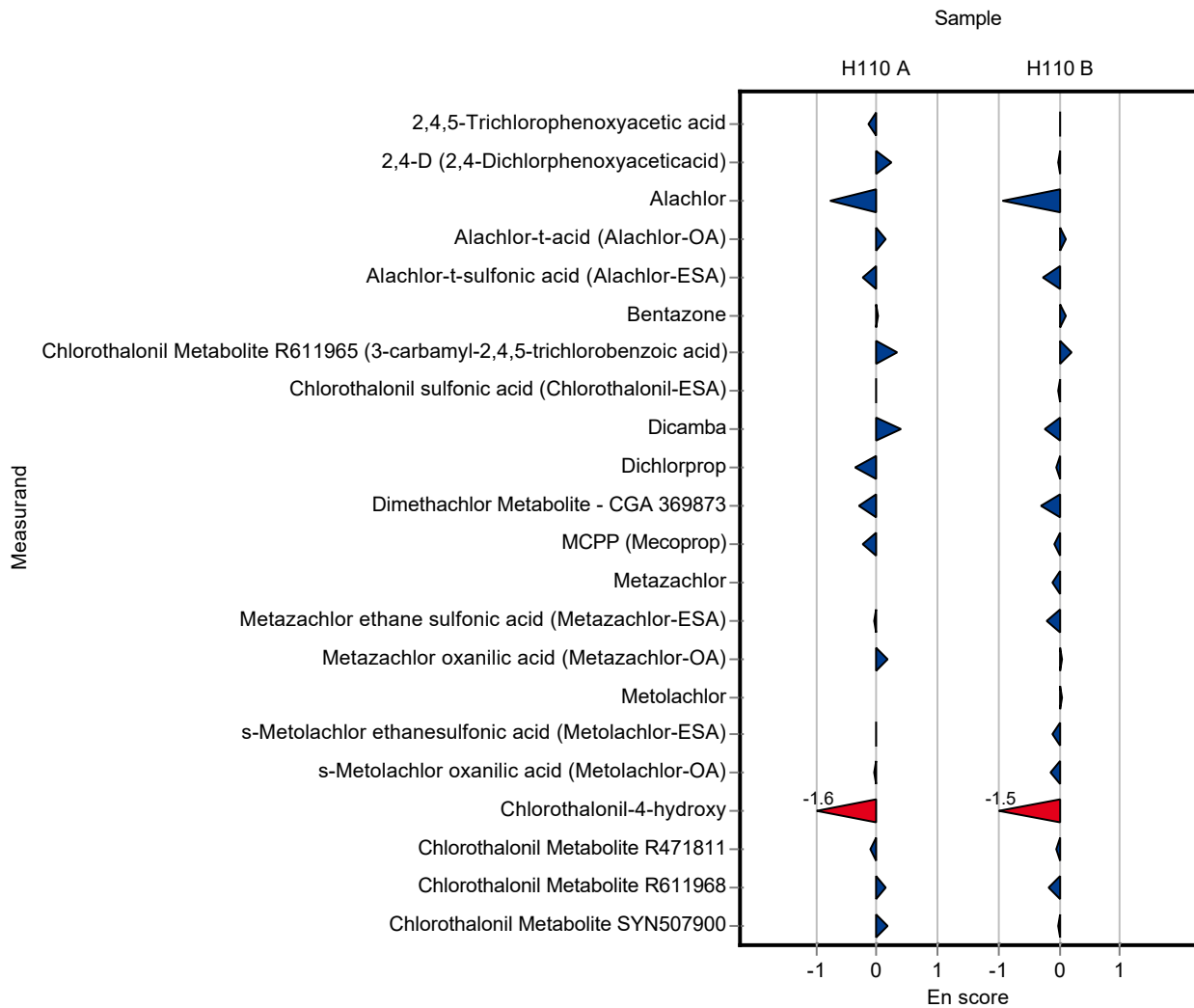


Parameter	Unit	Assigned value ± U (k=2)	Result ± U	Criterion	Recovery [%]	En-Score
Chlorothalonil Metabolite R611968	µg/l	0.505 ± 0.0334	0.519 ± 0.0519	0.0409	103	0.13
Chlorothalonil Metabolite SYN507900	µg/l	0.192 ± 0.017	0.199 ± 0.0199	0.025	104	0.16
Chlorothalonil Metabolite SYN548580	µg/l	- ± -	- ± -	-	-	-
Chlorothalonil Metabolite SYN548581	µg/l	- ± -	0.836 ± 0.117	-	-	-

Sample: H110B

Parameter	Unit	Assigned value ± U (k=2)	Result ± U	Criterion	Recovery [%]	En-Score
2,4,5-Trichlorophenoxyacetic acid	µg/l	0.121 ± 0.00822	0.122 ± 0.0134	0.0219	100	0.02
2,4-D (2,4-Dichlorphenoxyaceticacid)	µg/l	0.783 ± 0.0325	0.781 ± 0.0781	0.11	99.8	-0.01
Alachlor	µg/l	0.776 ± 0.0446	0.562 ± 0.112	0.0931	72.4	-0.94
Alachlor-t-acid (Alachlor-OA)	µg/l	0.115 ± 0.00792	0.12 ± 0.0241	0.0172	104	0.10
Alachlor-t-sulfonic acid (Alachlor-ESA)	µg/l	0.216 ± 0.0151	0.195 ± 0.0391	0.028	90.5	-0.26
AMPA	µg/l	0.329 ± 0.0339	- ± -	0.0428	-	-
Bentazone	µg/l	0.498 ± 0.0158	0.517 ± 0.0879	0.0747	104	0.11
Chlorothalonil Metabolite R611965 (3-carbamyl-2,4,5-trichlorobenzoic acid)	µg/l	0.253 ± 0.0187	0.283 ± 0.0708	0.023	112	0.21
Chlorothalonil sulfonic acid (Chlorothalonil-ESA)	µg/l	0.186 ± 0.0187	0.184 ± 0.0221	0.0334	99.1	-0.03
Dicamba	µg/l	0.487 ± 0.0444	0.457 ± 0.0594	0.0973	93.9	-0.23
Dichlorprop	µg/l	0.192 ± 0.00877	0.19 ± 0.019	0.023	99	-0.05
Dimethachlor Metabolite - CGA 369873	µg/l	0.115 ± 0.0103	0.107 ± 0.0118	0.0195	93.3	-0.30
Glufosinate	µg/l	0.127 ± 0.0221	- ± -	0.0432	-	-
Glyphosate	µg/l	0.713 ± 0.069	- ± -	0.143	-	-
MCPP (Mecoprop)	µg/l	0.449 ± 0.016	0.44 ± 0.0615	0.0584	98	-0.07
Metazachlor	µg/l	0.222 ± 0.0101	0.215 ± 0.0323	0.0266	96.9	-0.11
Metazachlor ethane sulfonic acid (Metazachlor-ESA)	µg/l	0.177 ± 0.0116	0.164 ± 0.0328	0.0337	92.5	-0.20
Metazachlor oxanilic acid	µg/l	0.313 ± 0.0285	0.32 ± 0.0641	0.0658	102	0.05

Parameter	Unit	Assigned value ± U (k=2)	Result ± U	Criterion	Recovery [%]	En-Score
(Metazachlor-OA)						
Metolachlor	µg/l	0.268 ± 0.0145	0.271 ± 0.0487	0.0402	101	0.03
s-Metolachlor ethanesulfonic acid (Metolachlor-ESA)	µg/l	0.334 ± 0.0211	0.321 ± 0.0641	0.0668	96.1	-0.10
s-Metolachlor oxanilic acid (Metolachlor-OA)	µg/l	0.636 ± 0.0326	0.619 ± 0.0619	0.089	97.4	-0.13
Chlorothalonil-4-hydroxy	µg/l	0.704 ± 0.119	0.432 ± 0.0647	0.155	61.4	-1.54
Chlorothalonil Metabolite R471811	µg/l	0.678 ± 0.0614	0.666 ± 0.133	0.102	98.2	-0.04
Chlorothalonil Metabolite R611968	µg/l	0.332 ± 0.0236	0.319 ± 0.0319	0.0288	96.2	-0.18
Chlorothalonil Metabolite SYN507900	µg/l	0.383 ± 0.0238	0.381 ± 0.0381	0.0337	99.6	-0.02
Chlorothalonil Metabolite SYN548580	µg/l	- ± -	- ± -	-	-	-
Chlorothalonil Metabolite SYN548581	µg/l	- ± -	0.531 ± 0.074	-	-	-



Sample: H110A

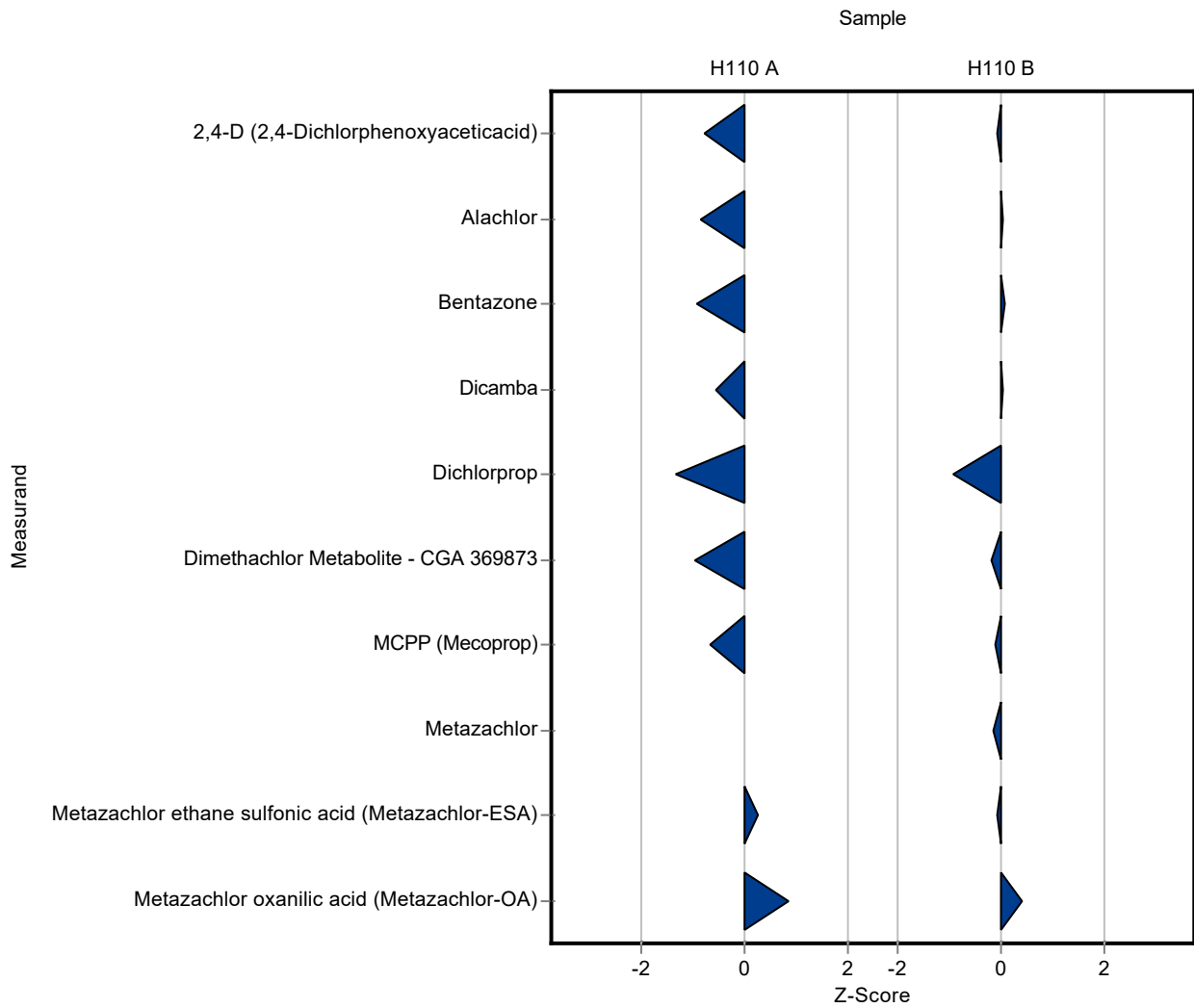
Parameter	Unit	Assigned value ± U (k=2)	Result ± U	Criterion	Recovery [%]	z-Score
2,4,5-Trichlorophenoxyacetic acid	µg/l	0.637 ± 0.0325	- ± -	0.115	-	-
2,4-D (2,4-Dichlorophenoxyacetic acid)	µg/l	0.293 ± 0.0138	0.262 ± 0.009	0.041	89.4	-0.76
Alachlor	µg/l	0.253 ± 0.0151	0.227 ± 0.009	0.0303	89.9	-0.84
Alachlor-t-acid (Alachlor-OA)	µg/l	0.165 ± 0.0102	- ± -	0.0247	-	-
Alachlor-t-sulfonic acid (Alachlor-ESA)	µg/l	0.414 ± 0.023	- ± -	0.0397	-	-
AMPA	µg/l	0.436 ± 0.0433	- ± -	0.0567	-	-
Bentazone	µg/l	0.25 ± 0.00846	0.215 ± 0.007	0.0375	85.9	-0.94
Chlorothalonil Metabolite R611965 (3-carbamyl-2,4,5-trichlorobenzoic acid)	µg/l	0.654 ± 0.0615	- ± -	0.0785	-	-
Chlorothalonil sulfonic acid (Chlorothalonil-ESA)	µg/l	0.514 ± 0.0499	- ± -	0.0875	-	-
Dicamba	µg/l	0.441 ± 0.0329	0.392 ± 0.019	0.0882	88.9	-0.56
Dichlorprop	µg/l	0.183 ± 0.00775	0.154 ± 0.007	0.022	84	-1.33
Dimethachlor Metabolite - CGA 369873	µg/l	0.292 ± 0.0126	0.272 ± 0.009	0.0211	93	-0.97
Glufosinate	µg/l	0.29 ± 0.0424	- ± -	0.0987	-	-
Glyphosate	µg/l	- ± -	- ± -	-	-	-
MCPP (Mecoprop)	µg/l	0.108 ± 0.00421	0.099 ± 0.004	0.0141	91.4	-0.66
Metazachlor	µg/l	- ± -	<0.03 (LOQ) ± -	-	-	-
Metazachlor ethane sulfonic acid (Metazachlor-ESA)	µg/l	0.961 ± 0.0475	1.01 ± 0.029	0.183	105	0.27
Metazachlor oxanilic acid (Metazachlor-OA)	µg/l	0.811 ± 0.101	0.958 ± 0.037	0.17	118	0.86
Metolachlor	µg/l	- ± -	<0.03 (LOQ) ± -	-	-	-
s-Metolachlor ethanesulfonic acid (Metolachlor-ESA)	µg/l	0.418 ± 0.0197	- ± -	0.0836	-	-
s-Metolachlor oxanilic acid (Metolachlor-OA)	µg/l	0.88 ± 0.045	- ± -	0.123	-	-
Chlorothalonil-4-hydroxy	µg/l	0.139 ± 0.0117	- ± -	0.0139	-	-
Chlorothalonil Metabolite R471811	µg/l	0.381 ± 0.0261	- ± -	0.0419	-	-

Parameter	Unit	Assigned value ± U (k=2)	Result ± U	Criterion	Recovery [%]	z-Score
Chlorothalonil Metabolite R611968	µg/l	0.505 ± 0.0334	- ± -	0.0409	-	-
Chlorothalonil Metabolite SYN507900	µg/l	0.192 ± 0.017	- ± -	0.025	-	-
Chlorothalonil Metabolite SYN548580	µg/l	- ± -	- ± -	-	-	-
Chlorothalonil Metabolite SYN548581	µg/l	- ± -	- ± -	-	-	-

Sample: H110B

Parameter	Unit	Assigned value ± U (k=2)	Result ± U	Criterion	Recovery [%]	z-Score
2,4,5-Trichlorophenoxyacetic acid	µg/l	0.121 ± 0.00822	- ± -	0.0219	-	-
2,4-D (2,4-Dichlorphenoxyaceticacid)	µg/l	0.783 ± 0.0325	0.775 ± 0.035	0.11	99	-0.07
Alachlor	µg/l	0.776 ± 0.0446	0.777 ± 0.018	0.0931	100	0.01
Alachlor-t-acid (Alachlor-OA)	µg/l	0.115 ± 0.00792	- ± -	0.0172	-	-
Alachlor-t-sulfonic acid (Alachlor-ESA)	µg/l	0.216 ± 0.0151	- ± -	0.028	-	-
AMPA	µg/l	0.329 ± 0.0339	- ± -	0.0428	-	-
Bentazone	µg/l	0.498 ± 0.0158	0.503 ± 0.012	0.0747	101	0.07
Chlorothalonil Metabolite R611965 (3-carbamyl-2,4,5-trichlorobenzoic acid)	µg/l	0.253 ± 0.0187	- ± -	0.023	-	-
Chlorothalonil sulfonic acid (Chlorothalonil-ESA)	µg/l	0.186 ± 0.0187	- ± -	0.0334	-	-
Dicamba	µg/l	0.487 ± 0.0444	0.488 ± 0.021	0.0973	100	0.01
Dichlorprop	µg/l	0.192 ± 0.00877	0.17 ± 0.007	0.023	88.6	-0.95
Dimethachlor Metabolite - CGA 369873	µg/l	0.115 ± 0.0103	0.111 ± 0.009	0.0195	96.8	-0.19
Glufosinate	µg/l	0.127 ± 0.0221	- ± -	0.0432	-	-
Glyphosate	µg/l	0.713 ± 0.069	- ± -	0.143	-	-
MCPP (Mecoprop)	µg/l	0.449 ± 0.016	0.441 ± 0.01	0.0584	98.2	-0.14
Metazachlor	µg/l	0.222 ± 0.0101	0.218 ± 0.003	0.0266	98.2	-0.15
Metazachlor ethane sulfonic acid (Metazachlor-ESA)	µg/l	0.177 ± 0.0116	0.174 ± 0.007	0.0337	98.1	-0.10
Metazachlor oxanilic acid	µg/l	0.313 ± 0.0285	0.341 ± 0.01	0.0658	109	0.42

Parameter	Unit	Assigned value ± U (k=2)	Result ± U	Criterion Recovery [%]	z-Score
(Metazachlor-OA)					
Metolachlor	µg/l	0.268 ± 0.0145	- ± -	0.0402	-
s-Metolachlor ethanesulfonic acid (Metolachlor-ESA)	µg/l	0.334 ± 0.0211	- ± -	0.0668	-
s-Metolachlor oxanilic acid (Metolachlor-OA)	µg/l	0.636 ± 0.0326	- ± -	0.089	-
Chlorothalonil-4-hydroxy	µg/l	0.704 ± 0.119	- ± -	0.155	-
Chlorothalonil Metabolite R471811	µg/l	0.678 ± 0.0614	- ± -	0.102	-
Chlorothalonil Metabolite R611968	µg/l	0.332 ± 0.0236	- ± -	0.0288	-
Chlorothalonil Metabolite SYN507900	µg/l	0.383 ± 0.0238	- ± -	0.0337	-
Chlorothalonil Metabolite SYN548580	µg/l	- ± -	- ± -	-	-
Chlorothalonil Metabolite SYN548581	µg/l	- ± -	- ± -	-	-



Sample: H110A

Parameter	Unit	Assigned value ± U (k=2)	Result ± U	Criterion	Recovery [%]	En-Score
2,4,5-Trichlorophenoxyacetic acid	µg/l	0.637 ± 0.0325	- ± -	0.115	-	-
2,4-D (2,4-Dichlorphenoxyaceticacid)	µg/l	0.293 ± 0.0138	0.262 ± 0.009	0.041	89.4	-1.37
Alachlor	µg/l	0.253 ± 0.0151	0.227 ± 0.009	0.0303	89.9	-1.08
Alachlor-t-acid (Alachlor-OA)	µg/l	0.165 ± 0.0102	- ± -	0.0247	-	-
Alachlor-t-sulfonic acid (Alachlor-ESA)	µg/l	0.414 ± 0.023	- ± -	0.0397	-	-
AMPA	µg/l	0.436 ± 0.0433	- ± -	0.0567	-	-
Bentazone	µg/l	0.25 ± 0.00846	0.215 ± 0.007	0.0375	85.9	-2.15
Chlorothalonil Metabolite R611965 (3-carbamyl-2,4,5-trichlorobenzoic acid)	µg/l	0.654 ± 0.0615	- ± -	0.0785	-	-
Chlorothalonil sulfonic acid (Chlorothalonil-ESA)	µg/l	0.514 ± 0.0499	- ± -	0.0875	-	-
Dicamba	µg/l	0.441 ± 0.0329	0.392 ± 0.019	0.0882	88.9	-0.97
Dichlorprop	µg/l	0.183 ± 0.00775	0.154 ± 0.007	0.022	84	-1.83
Dimethachlor Metabolite - CGA 369873	µg/l	0.292 ± 0.0126	0.272 ± 0.009	0.0211	93	-0.93
Glufosinate	µg/l	0.29 ± 0.0424	- ± -	0.0987	-	-
Glyphosate	µg/l	- ± -	- ± -	-	-	-
MCPP (Mecoprop)	µg/l	0.108 ± 0.00421	0.099 ± 0.004	0.0141	91.4	-1.03
Metazachlor	µg/l	- ± -	<0.03 (LOQ) ± -	-	-	-
Metazachlor ethane sulfonic acid (Metazachlor-ESA)	µg/l	0.961 ± 0.0475	1.01 ± 0.029	0.183	105	0.65
Metazachlor oxanilic acid (Metazachlor-OA)	µg/l	0.811 ± 0.101	0.958 ± 0.037	0.17	118	1.18
Metolachlor	µg/l	- ± -	<0.03 (LOQ) ± -	-	-	-
s-Metolachlor ethanesulfonic acid (Metolachlor-ESA)	µg/l	0.418 ± 0.0197	- ± -	0.0836	-	-
s-Metolachlor oxanilic acid (Metolachlor-OA)	µg/l	0.88 ± 0.045	- ± -	0.123	-	-
Chlorothalonil-4-hydroxy	µg/l	0.139 ± 0.0117	- ± -	0.0139	-	-
Chlorothalonil Metabolite R471811	µg/l	0.381 ± 0.0261	- ± -	0.0419	-	-

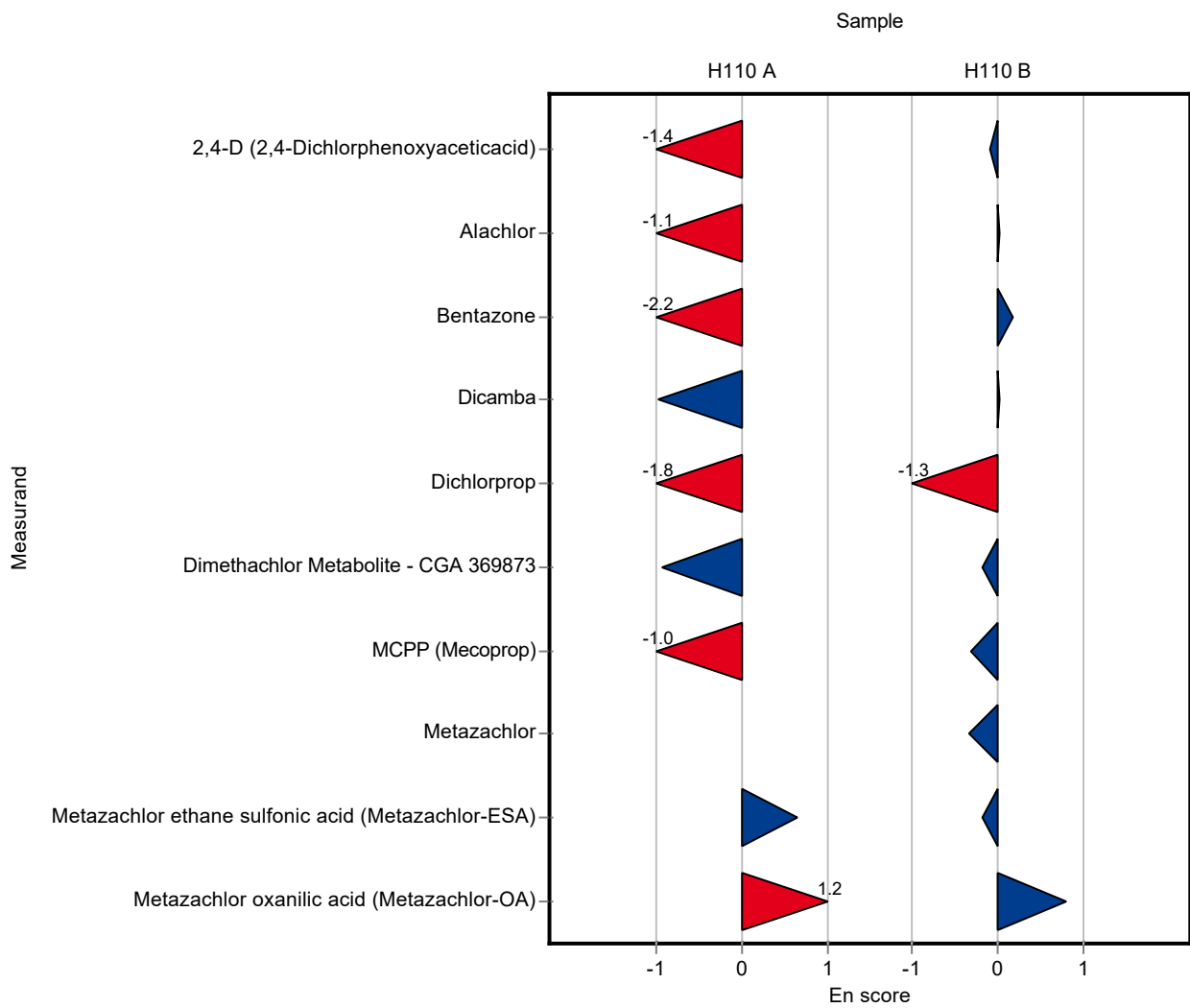


Parameter	Unit	Assigned value ± U (k=2)	Result ± U	Criterion	Recovery [%]	En-Score
Chlorothalonil Metabolite R611968	µg/l	0.505 ± 0.0334	- ± -	0.0409	-	-
Chlorothalonil Metabolite SYN507900	µg/l	0.192 ± 0.017	- ± -	0.025	-	-
Chlorothalonil Metabolite SYN548580	µg/l	- ± -	- ± -	-	-	-
Chlorothalonil Metabolite SYN548581	µg/l	- ± -	- ± -	-	-	-

Sample: H110B

Parameter	Unit	Assigned value ± U (k=2)	Result ± U	Criterion	Recovery [%]	En-Score
2,4,5-Trichlorophenoxyacetic acid	µg/l	0.121 ± 0.00822	- ± -	0.0219	-	-
2,4-D (2,4-Dichlorphenoxyaceticacid)	µg/l	0.783 ± 0.0325	0.775 ± 0.035	0.11	99	-0.10
Alachlor	µg/l	0.776 ± 0.0446	0.777 ± 0.018	0.0931	100	0.02
Alachlor-t-acid (Alachlor-OA)	µg/l	0.115 ± 0.00792	- ± -	0.0172	-	-
Alachlor-t-sulfonic acid (Alachlor-ESA)	µg/l	0.216 ± 0.0151	- ± -	0.028	-	-
AMPA	µg/l	0.329 ± 0.0339	- ± -	0.0428	-	-
Bentazone	µg/l	0.498 ± 0.0158	0.503 ± 0.012	0.0747	101	0.18
Chlorothalonil Metabolite R611965 (3-carbamyl-2,4,5-trichlorobenzoic acid)	µg/l	0.253 ± 0.0187	- ± -	0.023	-	-
Chlorothalonil sulfonic acid (Chlorothalonil-ESA)	µg/l	0.186 ± 0.0187	- ± -	0.0334	-	-
Dicamba	µg/l	0.487 ± 0.0444	0.488 ± 0.021	0.0973	100	0.02
Dichlorprop	µg/l	0.192 ± 0.00877	0.17 ± 0.007	0.023	88.6	-1.32
Dimethachlor Metabolite - CGA 369873	µg/l	0.115 ± 0.0103	0.111 ± 0.009	0.0195	96.8	-0.18
Glufosinate	µg/l	0.127 ± 0.0221	- ± -	0.0432	-	-
Glyphosate	µg/l	0.713 ± 0.069	- ± -	0.143	-	-
MCPP (Mecoprop)	µg/l	0.449 ± 0.016	0.441 ± 0.01	0.0584	98.2	-0.31
Metazachlor	µg/l	0.222 ± 0.0101	0.218 ± 0.003	0.0266	98.2	-0.34
Metazachlor ethane sulfonic acid (Metazachlor-ESA)	µg/l	0.177 ± 0.0116	0.174 ± 0.007	0.0337	98.1	-0.18
Metazachlor oxanilic acid	µg/l	0.313 ± 0.0285	0.341 ± 0.01	0.0658	109	0.79

Parameter	Unit	Assigned value ± U (k=2)	Result ± U	Criterion Recovery [%]	En-Score
(Metazachlor-OA)					
Metolachlor	µg/l	0.268 ± 0.0145	- ± -	0.0402	-
s-Metolachlor ethanesulfonic acid (Metolachlor-ESA)	µg/l	0.334 ± 0.0211	- ± -	0.0668	-
s-Metolachlor oxanilic acid (Metolachlor-OA)	µg/l	0.636 ± 0.0326	- ± -	0.089	-
Chlorothalonil-4-hydroxy	µg/l	0.704 ± 0.119	- ± -	0.155	-
Chlorothalonil Metabolite R471811	µg/l	0.678 ± 0.0614	- ± -	0.102	-
Chlorothalonil Metabolite R611968	µg/l	0.332 ± 0.0236	- ± -	0.0288	-
Chlorothalonil Metabolite SYN507900	µg/l	0.383 ± 0.0238	- ± -	0.0337	-
Chlorothalonil Metabolite SYN548580	µg/l	- ± -	- ± -	-	-
Chlorothalonil Metabolite SYN548581	µg/l	- ± -	- ± -	-	-



Sample: H110A

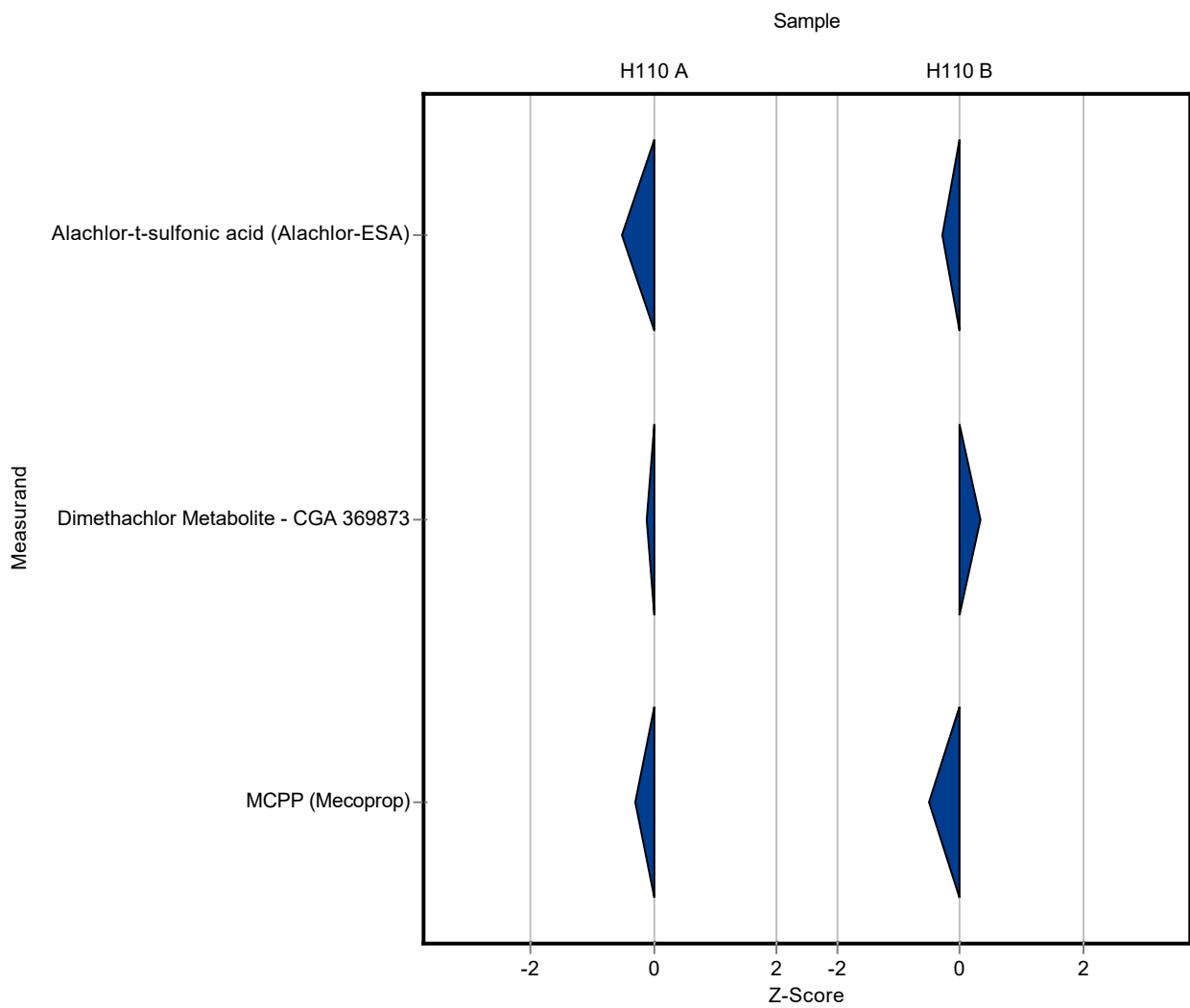
Parameter	Unit	Assigned value ± U (k=2)	Result ± U	Criterion	Recovery [%]	z-Score
2,4,5-Trichlorophenoxyacetic acid	µg/l	0.637 ± 0.0325	- ± -	0.115	-	-
2,4-D (2,4-Dichlorphenoxyaceticacid)	µg/l	0.293 ± 0.0138	- ± -	0.041	-	-
Alachlor	µg/l	0.253 ± 0.0151	- ± -	0.0303	-	-
Alachlor-t-acid (Alachlor-OA)	µg/l	0.165 ± 0.0102	- ± -	0.0247	-	-
Alachlor-t-sulfonic acid (Alachlor-ESA)	µg/l	0.414 ± 0.023	0.393 ± 0.049	0.0397	94.9	-0.53
AMPA	µg/l	0.436 ± 0.0433	- ± -	0.0567	-	-
Bentazone	µg/l	0.25 ± 0.00846	- ± -	0.0375	-	-
Chlorothalonil Metabolite R611965 (3-carbamyl-2,4,5-trichlorobenzoic acid)	µg/l	0.654 ± 0.0615	- ± -	0.0785	-	-
Chlorothalonil sulfonic acid (Chlorothalonil-ESA)	µg/l	0.514 ± 0.0499	- ± -	0.0875	-	-
Dicamba	µg/l	0.441 ± 0.0329	- ± -	0.0882	-	-
Dichlorprop	µg/l	0.183 ± 0.00775	- ± -	0.022	-	-
Dimethachlor Metabolite - CGA 369873	µg/l	0.292 ± 0.0126	0.29 ± 0.032	0.0211	99.2	-0.11
Glufosinate	µg/l	0.29 ± 0.0424	- ± -	0.0987	-	-
Glyphosate	µg/l	- ± -	- ± -	-	-	-
MCPP (Mecoprop)	µg/l	0.108 ± 0.00421	0.104 ± 0.024	0.0141	96	-0.30
Metazachlor	µg/l	- ± -	- ± -	-	-	-
Metazachlor ethane sulfonic acid (Metazachlor-ESA)	µg/l	0.961 ± 0.0475	- ± -	0.183	-	-
Metazachlor oxanilic acid (Metazachlor-OA)	µg/l	0.811 ± 0.101	- ± -	0.17	-	-
Metolachlor	µg/l	- ± -	- ± -	-	-	-
s-Metolachlor ethanesulfonic acid (Metolachlor-ESA)	µg/l	0.418 ± 0.0197	- ± -	0.0836	-	-
s-Metolachlor oxanilic acid (Metolachlor-OA)	µg/l	0.88 ± 0.045	- ± -	0.123	-	-
Chlorothalonil-4-hydroxy	µg/l	0.139 ± 0.0117	- ± -	0.0139	-	-
Chlorothalonil Metabolite R471811	µg/l	0.381 ± 0.0261	- ± -	0.0419	-	-

Parameter	Unit	Assigned value ± U (k=2)	Result ± U	Criterion	Recovery [%]	z-Score
Chlorothalonil Metabolite R611968	µg/l	0.505 ± 0.0334	- ± -	0.0409	-	-
Chlorothalonil Metabolite SYN507900	µg/l	0.192 ± 0.017	- ± -	0.025	-	-
Chlorothalonil Metabolite SYN548580	µg/l	- ± -	- ± -	-	-	-
Chlorothalonil Metabolite SYN548581	µg/l	- ± -	- ± -	-	-	-

Sample: H110B

Parameter	Unit	Assigned value ± U (k=2)	Result ± U	Criterion	Recovery [%]	z-Score
2,4,5-Trichlorophenoxyacetic acid	µg/l	0.121 ± 0.00822	- ± -	0.0219	-	-
2,4-D (2,4-Dichlorphenoxyaceticacid)	µg/l	0.783 ± 0.0325	- ± -	0.11	-	-
Alachlor	µg/l	0.776 ± 0.0446	- ± -	0.0931	-	-
Alachlor-t-acid (Alachlor-OA)	µg/l	0.115 ± 0.00792	- ± -	0.0172	-	-
Alachlor-t-sulfonic acid (Alachlor-ESA)	µg/l	0.216 ± 0.0151	0.207 ± 0.028	0.028	96	-0.30
AMPA	µg/l	0.329 ± 0.0339	- ± -	0.0428	-	-
Bentazone	µg/l	0.498 ± 0.0158	- ± -	0.0747	-	-
Chlorothalonil Metabolite R611965 (3-carbamyl-2,4,5-trichlorobenzoic acid)	µg/l	0.253 ± 0.0187	- ± -	0.023	-	-
Chlorothalonil sulfonic acid (Chlorothalonil-ESA)	µg/l	0.186 ± 0.0187	- ± -	0.0334	-	-
Dicamba	µg/l	0.487 ± 0.0444	- ± -	0.0973	-	-
Dichlorprop	µg/l	0.192 ± 0.00877	- ± -	0.023	-	-
Dimethachlor Metabolite - CGA 369873	µg/l	0.115 ± 0.0103	0.121 ± 0.03	0.0195	106	0.33
Glufosinate	µg/l	0.127 ± 0.0221	- ± -	0.0432	-	-
Glyphosate	µg/l	0.713 ± 0.069	- ± -	0.143	-	-
MCPP (Mecoprop)	µg/l	0.449 ± 0.016	0.419 ± 0.044	0.0584	93.3	-0.51
Metazachlor	µg/l	0.222 ± 0.0101	- ± -	0.0266	-	-
Metazachlor ethane sulfonic acid (Metazachlor-ESA)	µg/l	0.177 ± 0.0116	- ± -	0.0337	-	-
Metazachlor oxanilic acid	µg/l	0.313 ± 0.0285	- ± -	0.0658	-	-

Parameter	Unit	Assigned value ± U (k=2)	Result ± U	Criterion Recovery [%]	z-Score
(Metazachlor-OA)					
Metolachlor	µg/l	0.268 ± 0.0145	- ± -	0.0402	-
s-Metolachlor ethanesulfonic acid (Metolachlor-ESA)	µg/l	0.334 ± 0.0211	- ± -	0.0668	-
s-Metolachlor oxanilic acid (Metolachlor-OA)	µg/l	0.636 ± 0.0326	- ± -	0.089	-
Chlorothalonil-4-hydroxy	µg/l	0.704 ± 0.119	- ± -	0.155	-
Chlorothalonil Metabolite R471811	µg/l	0.678 ± 0.0614	- ± -	0.102	-
Chlorothalonil Metabolite R611968	µg/l	0.332 ± 0.0236	- ± -	0.0288	-
Chlorothalonil Metabolite SYN507900	µg/l	0.383 ± 0.0238	- ± -	0.0337	-
Chlorothalonil Metabolite SYN548580	µg/l	- ± -	- ± -	-	-
Chlorothalonil Metabolite SYN548581	µg/l	- ± -	- ± -	-	-



Sample: H110A

Parameter	Unit	Assigned value ± U (k=2)	Result ± U	Criterion	Recovery [%]	En-Score
2,4,5-Trichlorophenoxyacetic acid	µg/l	0.637 ± 0.0325	- ± -	0.115	-	-
2,4-D (2,4-Dichlorphenoxyaceticacid)	µg/l	0.293 ± 0.0138	- ± -	0.041	-	-
Alachlor	µg/l	0.253 ± 0.0151	- ± -	0.0303	-	-
Alachlor-t-acid (Alachlor-OA)	µg/l	0.165 ± 0.0102	- ± -	0.0247	-	-
Alachlor-t-sulfonic acid (Alachlor-ESA)	µg/l	0.414 ± 0.023	0.393 ± 0.049	0.0397	94.9	-0.21
AMPA	µg/l	0.436 ± 0.0433	- ± -	0.0567	-	-
Bentazone	µg/l	0.25 ± 0.00846	- ± -	0.0375	-	-
Chlorothalonil Metabolite R611965 (3-carbamyl-2,4,5-trichlorobenzoic acid)	µg/l	0.654 ± 0.0615	- ± -	0.0785	-	-
Chlorothalonil sulfonic acid (Chlorothalonil-ESA)	µg/l	0.514 ± 0.0499	- ± -	0.0875	-	-
Dicamba	µg/l	0.441 ± 0.0329	- ± -	0.0882	-	-
Dichlorprop	µg/l	0.183 ± 0.00775	- ± -	0.022	-	-
Dimethachlor Metabolite - CGA 369873	µg/l	0.292 ± 0.0126	0.29 ± 0.032	0.0211	99.2	-0.04
Glufosinate	µg/l	0.29 ± 0.0424	- ± -	0.0987	-	-
Glyphosate	µg/l	- ± -	- ± -	-	-	-
MCPP (Mecoprop)	µg/l	0.108 ± 0.00421	0.104 ± 0.024	0.0141	96	-0.09
Metazachlor	µg/l	- ± -	- ± -	-	-	-
Metazachlor ethane sulfonic acid (Metazachlor-ESA)	µg/l	0.961 ± 0.0475	- ± -	0.183	-	-
Metazachlor oxanilic acid (Metazachlor-OA)	µg/l	0.811 ± 0.101	- ± -	0.17	-	-
Metolachlor	µg/l	- ± -	- ± -	-	-	-
s-Metolachlor ethanesulfonic acid (Metolachlor-ESA)	µg/l	0.418 ± 0.0197	- ± -	0.0836	-	-
s-Metolachlor oxanilic acid (Metolachlor-OA)	µg/l	0.88 ± 0.045	- ± -	0.123	-	-
Chlorothalonil-4-hydroxy	µg/l	0.139 ± 0.0117	- ± -	0.0139	-	-
Chlorothalonil Metabolite R471811	µg/l	0.381 ± 0.0261	- ± -	0.0419	-	-

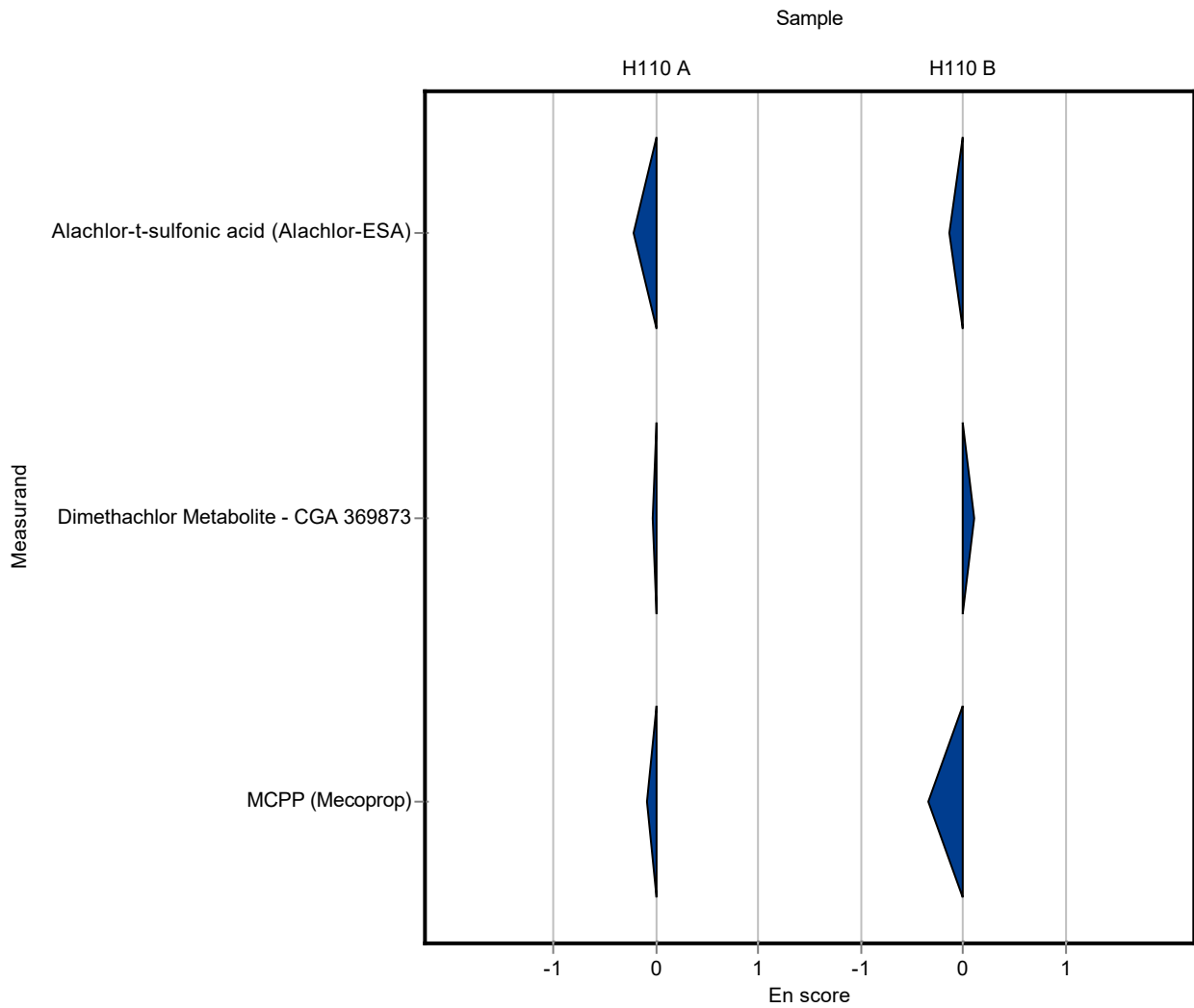


Parameter	Unit	Assigned value ± U (k=2)	Result ± U	Criterion	Recovery [%]	En-Score
Chlorothalonil Metabolite R611968	µg/l	0.505 ± 0.0334	- ± -	0.0409	-	-
Chlorothalonil Metabolite SYN507900	µg/l	0.192 ± 0.017	- ± -	0.025	-	-
Chlorothalonil Metabolite SYN548580	µg/l	- ± -	- ± -	-	-	-
Chlorothalonil Metabolite SYN548581	µg/l	- ± -	- ± -	-	-	-

Sample: H110B

Parameter	Unit	Assigned value ± U (k=2)	Result ± U	Criterion	Recovery [%]	En-Score
2,4,5-Trichlorophenoxyacetic acid	µg/l	0.121 ± 0.00822	- ± -	0.0219	-	-
2,4-D (2,4-Dichlorphenoxyaceticacid)	µg/l	0.783 ± 0.0325	- ± -	0.11	-	-
Alachlor	µg/l	0.776 ± 0.0446	- ± -	0.0931	-	-
Alachlor-t-acid (Alachlor-OA)	µg/l	0.115 ± 0.00792	- ± -	0.0172	-	-
Alachlor-t-sulfonic acid (Alachlor-ESA)	µg/l	0.216 ± 0.0151	0.207 ± 0.028	0.028	96	-0.15
AMPA	µg/l	0.329 ± 0.0339	- ± -	0.0428	-	-
Bentazone	µg/l	0.498 ± 0.0158	- ± -	0.0747	-	-
Chlorothalonil Metabolite R611965 (3-carbamyl-2,4,5-trichlorobenzoic acid)	µg/l	0.253 ± 0.0187	- ± -	0.023	-	-
Chlorothalonil sulfonic acid (Chlorothalonil-ESA)	µg/l	0.186 ± 0.0187	- ± -	0.0334	-	-
Dicamba	µg/l	0.487 ± 0.0444	- ± -	0.0973	-	-
Dichlorprop	µg/l	0.192 ± 0.00877	- ± -	0.023	-	-
Dimethachlor Metabolite - CGA 369873	µg/l	0.115 ± 0.0103	0.121 ± 0.03	0.0195	106	0.10
Glufosinate	µg/l	0.127 ± 0.0221	- ± -	0.0432	-	-
Glyphosate	µg/l	0.713 ± 0.069	- ± -	0.143	-	-
MCPP (Mecoprop)	µg/l	0.449 ± 0.016	0.419 ± 0.044	0.0584	93.3	-0.34
Metazachlor	µg/l	0.222 ± 0.0101	- ± -	0.0266	-	-
Metazachlor ethane sulfonic acid (Metazachlor-ESA)	µg/l	0.177 ± 0.0116	- ± -	0.0337	-	-
Metazachlor oxanilic acid	µg/l	0.313 ± 0.0285	- ± -	0.0658	-	-

Parameter	Unit	Assigned value ± U (k=2)	Result ± U	Criterion Recovery [%]	En-Score
(Metazachlor-OA)					
Metolachlor	µg/l	0.268 ± 0.0145	- ± -	0.0402	-
s-Metolachlor ethanesulfonic acid (Metolachlor-ESA)	µg/l	0.334 ± 0.0211	- ± -	0.0668	-
s-Metolachlor oxanilic acid (Metolachlor-OA)	µg/l	0.636 ± 0.0326	- ± -	0.089	-
Chlorothalonil-4-hydroxy	µg/l	0.704 ± 0.119	- ± -	0.155	-
Chlorothalonil Metabolite R471811	µg/l	0.678 ± 0.0614	- ± -	0.102	-
Chlorothalonil Metabolite R611968	µg/l	0.332 ± 0.0236	- ± -	0.0288	-
Chlorothalonil Metabolite SYN507900	µg/l	0.383 ± 0.0238	- ± -	0.0337	-
Chlorothalonil Metabolite SYN548580	µg/l	- ± -	- ± -	-	-
Chlorothalonil Metabolite SYN548581	µg/l	- ± -	- ± -	-	-



Sample: H110A

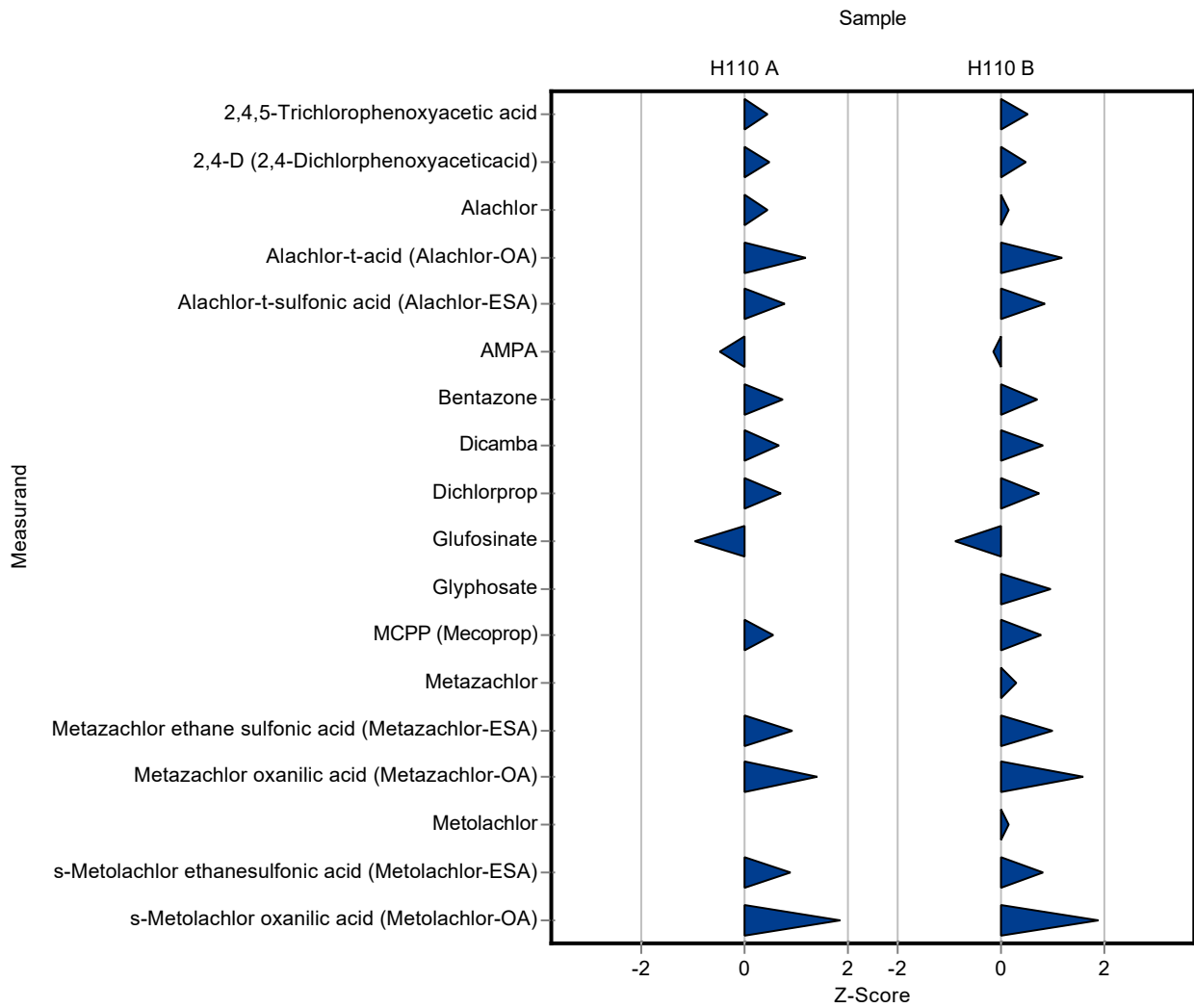
Parameter	Unit	Assigned value ± U (k=2)	Result ± U	Criterion	Recovery [%]	z-Score
2,4,5-Trichlorophenoxyacetic acid	µg/l	0.637 ± 0.0325	0.688 ± 0.017	0.115	108	0.44
2,4-D (2,4-Dichlorophenoxyacetic acid)	µg/l	0.293 ± 0.0138	0.313 ± 0.074	0.041	107	0.48
Alachlor	µg/l	0.253 ± 0.0151	0.266 ± 0.053	0.0303	105	0.45
Alachlor-t-acid (Alachlor-OA)	µg/l	0.165 ± 0.0102	0.194 ± 0.039	0.0247	118	1.19
Alachlor-t-sulfonic acid (Alachlor-ESA)	µg/l	0.414 ± 0.023	0.445 ± 0.089	0.0397	107	0.78
AMPA	µg/l	0.436 ± 0.0433	0.409 ± 0.082	0.0567	93.7	-0.48
Bentazone	µg/l	0.25 ± 0.00846	0.279 ± 0.022	0.0375	112	0.77
Chlorothalonil Metabolite R611965 (3-carbamyl-2,4,5-trichlorobenzoic acid)	µg/l	0.654 ± 0.0615	- ± -	0.0785	-	-
Chlorothalonil sulfonic acid (Chlorothalonil-ESA)	µg/l	0.514 ± 0.0499	- ± -	0.0875	-	-
Dicamba	µg/l	0.441 ± 0.0329	0.5 ± 0.1	0.0882	113	0.67
Dichlorprop	µg/l	0.183 ± 0.00775	0.199 ± 0.04	0.022	109	0.72
Dimethachlor Metabolite - CGA 369873	µg/l	0.292 ± 0.0126	- ± -	0.0211	-	-
Glufosinate	µg/l	0.29 ± 0.0424	0.195 ± 0.039	0.0987	67.2	-0.96
Glyphosate	µg/l	- ± -	<0.01 (LOQ) ± -	-	-	-
MCPP (Mecoprop)	µg/l	0.108 ± 0.00421	0.116 ± 0.01489	0.0141	107	0.55
Metazachlor	µg/l	- ± -	<0.01 (LOQ) ± -	-	-	-
Metazachlor ethane sulfonic acid (Metazachlor-ESA)	µg/l	0.961 ± 0.0475	1.13 ± 0.226	0.183	118	0.92
Metazachlor oxanilic acid (Metazachlor-OA)	µg/l	0.811 ± 0.101	1.05 ± 0.21	0.17	130	1.41
Metolachlor	µg/l	- ± -	<0.01 (LOQ) ± -	-	-	-
s-Metolachlor ethanesulfonic acid (Metolachlor-ESA)	µg/l	0.418 ± 0.0197	0.492 ± 0.098	0.0836	118	0.89
s-Metolachlor oxanilic acid (Metolachlor-OA)	µg/l	0.88 ± 0.045	1.11 ± 0.222	0.123	126	1.86
Chlorothalonil-4-hydroxy	µg/l	0.139 ± 0.0117	- ± -	0.0139	-	-
Chlorothalonil Metabolite R471811	µg/l	0.381 ± 0.0261	- ± -	0.0419	-	-

Parameter	Unit	Assigned value ± U (k=2)	Result ± U	Criterion	Recovery [%]	z-Score
Chlorothalonil Metabolite R611968	µg/l	0.505 ± 0.0334	- ± -	0.0409	-	-
Chlorothalonil Metabolite SYN507900	µg/l	0.192 ± 0.017	- ± -	0.025	-	-
Chlorothalonil Metabolite SYN548580	µg/l	- ± -	- ± -	-	-	-
Chlorothalonil Metabolite SYN548581	µg/l	- ± -	- ± -	-	-	-

Sample: H110B

Parameter	Unit	Assigned value ± U (k=2)	Result ± U	Criterion	Recovery [%]	z-Score
2,4,5-Trichlorophenoxyacetic acid	µg/l	0.121 ± 0.00822	0.133 ± 0.014	0.0219	110	0.53
2,4-D (2,4-Dichlorphenoxyaceticacid)	µg/l	0.783 ± 0.0325	0.834 ± 0.044	0.11	107	0.47
Alachlor	µg/l	0.776 ± 0.0446	0.788 ± 0.158	0.0931	102	0.13
Alachlor-t-acid (Alachlor-OA)	µg/l	0.115 ± 0.00792	0.135 ± 0.027	0.0172	117	1.17
Alachlor-t-sulfonic acid (Alachlor-ESA)	µg/l	0.216 ± 0.0151	0.239 ± 0.0478	0.028	111	0.84
AMPA	µg/l	0.329 ± 0.0339	0.323 ± 0.064	0.0428	98.2	-0.14
Bentazone	µg/l	0.498 ± 0.0158	0.549 ± 0.044	0.0747	110	0.68
Chlorothalonil Metabolite R611965 (3-carbamyl-2,4,5-trichlorobenzoic acid)	µg/l	0.253 ± 0.0187	- ± -	0.023	-	-
Chlorothalonil sulfonic acid (Chlorothalonil-ESA)	µg/l	0.186 ± 0.0187	- ± -	0.0334	-	-
Dicamba	µg/l	0.487 ± 0.0444	0.565 ± 0.113	0.0973	116	0.80
Dichlorprop	µg/l	0.192 ± 0.00877	0.209 ± 0.042	0.023	109	0.74
Dimethachlor Metabolite - CGA 369873	µg/l	0.115 ± 0.0103	- ± -	0.0195	-	-
Glufosinate	µg/l	0.127 ± 0.0221	0.0875 ± 0.0175	0.0432	68.8	-0.92
Glyphosate	µg/l	0.713 ± 0.069	0.85 ± 0.2584	0.143	119	0.96
MCPP (Mecoprop)	µg/l	0.449 ± 0.016	0.495 ± 0.064	0.0584	110	0.79
Metazachlor	µg/l	0.222 ± 0.0101	0.23 ± 0.046	0.0266	104	0.30
Metazachlor ethane sulfonic acid (Metazachlor-ESA)	µg/l	0.177 ± 0.0116	0.211 ± 0.0422	0.0337	119	1.00
Metazachlor oxanilic acid	µg/l	0.313 ± 0.0285	0.418 ± 0.084	0.0658	133	1.59

Parameter	Unit	Assigned value ± U (k=2)	Result ± U	Criterion	Recovery [%]	z-Score
(Metazachlor-OA)						
Metolachlor	µg/l	0.268 ± 0.0145	0.274 ± 0.049	0.0402	102	0.15
s-Metolachlor ethanesulfonic acid (Metolachlor-ESA)	µg/l	0.334 ± 0.0211	0.388 ± 0.078	0.0668	116	0.81
s-Metolachlor oxanilic acid (Metolachlor-OA)	µg/l	0.636 ± 0.0326	0.803 ± 0.161	0.089	126	1.88
Chlorothalonil-4-hydroxy	µg/l	0.704 ± 0.119	- ± -	0.155	-	-
Chlorothalonil Metabolite R471811	µg/l	0.678 ± 0.0614	- ± -	0.102	-	-
Chlorothalonil Metabolite R611968	µg/l	0.332 ± 0.0236	- ± -	0.0288	-	-
Chlorothalonil Metabolite SYN507900	µg/l	0.383 ± 0.0238	- ± -	0.0337	-	-
Chlorothalonil Metabolite SYN548580	µg/l	- ± -	- ± -	-	-	-
Chlorothalonil Metabolite SYN548581	µg/l	- ± -	- ± -	-	-	-



Sample: H110A

Parameter	Unit	Assigned value ± U (k=2)	Result ± U	Criterion	Recovery [%]	En-Score
2,4,5-Trichlorophenoxyacetic acid	µg/l	0.637 ± 0.0325	0.688 ± 0.017	0.115	108	1.08
2,4-D (2,4-Dichlorphenoxyaceticacid)	µg/l	0.293 ± 0.0138	0.313 ± 0.074	0.041	107	0.13
Alachlor	µg/l	0.253 ± 0.0151	0.266 ± 0.053	0.0303	105	0.13
Alachlor-t-acid (Alachlor-OA)	µg/l	0.165 ± 0.0102	0.194 ± 0.039	0.0247	118	0.37
Alachlor-t-sulfonic acid (Alachlor-ESA)	µg/l	0.414 ± 0.023	0.445 ± 0.089	0.0397	107	0.17
AMPA	µg/l	0.436 ± 0.0433	0.409 ± 0.082	0.0567	93.7	-0.16
Bentazone	µg/l	0.25 ± 0.00846	0.279 ± 0.022	0.0375	112	0.64
Chlorothalonil Metabolite R611965 (3-carbamyl-2,4,5-trichlorobenzoic acid)	µg/l	0.654 ± 0.0615	- ± -	0.0785	-	-
Chlorothalonil sulfonic acid (Chlorothalonil-ESA)	µg/l	0.514 ± 0.0499	- ± -	0.0875	-	-
Dicamba	µg/l	0.441 ± 0.0329	0.5 ± 0.1	0.0882	113	0.29
Dichlorprop	µg/l	0.183 ± 0.00775	0.199 ± 0.04	0.022	109	0.20
Dimethachlor Metabolite - CGA 369873	µg/l	0.292 ± 0.0126	- ± -	0.0211	-	-
Glufosinate	µg/l	0.29 ± 0.0424	0.195 ± 0.039	0.0987	67.2	-1.07
Glyphosate	µg/l	- ± -	<0.01 (LOQ) ± -	-	-	-
MCPP (Mecoprop)	µg/l	0.108 ± 0.00421	0.116 ± 0.01489	0.0141	107	0.26
Metazachlor	µg/l	- ± -	<0.01 (LOQ) ± -	-	-	-
Metazachlor ethane sulfonic acid (Metazachlor-ESA)	µg/l	0.961 ± 0.0475	1.13 ± 0.226	0.183	118	0.37
Metazachlor oxanilic acid (Metazachlor-OA)	µg/l	0.811 ± 0.101	1.05 ± 0.21	0.17	130	0.55
Metolachlor	µg/l	- ± -	<0.01 (LOQ) ± -	-	-	-
s-Metolachlor ethanesulfonic acid (Metolachlor-ESA)	µg/l	0.418 ± 0.0197	0.492 ± 0.098	0.0836	118	0.38
s-Metolachlor oxanilic acid (Metolachlor-OA)	µg/l	0.88 ± 0.045	1.11 ± 0.222	0.123	126	0.51
Chlorothalonil-4-hydroxy	µg/l	0.139 ± 0.0117	- ± -	0.0139	-	-
Chlorothalonil Metabolite R471811	µg/l	0.381 ± 0.0261	- ± -	0.0419	-	-

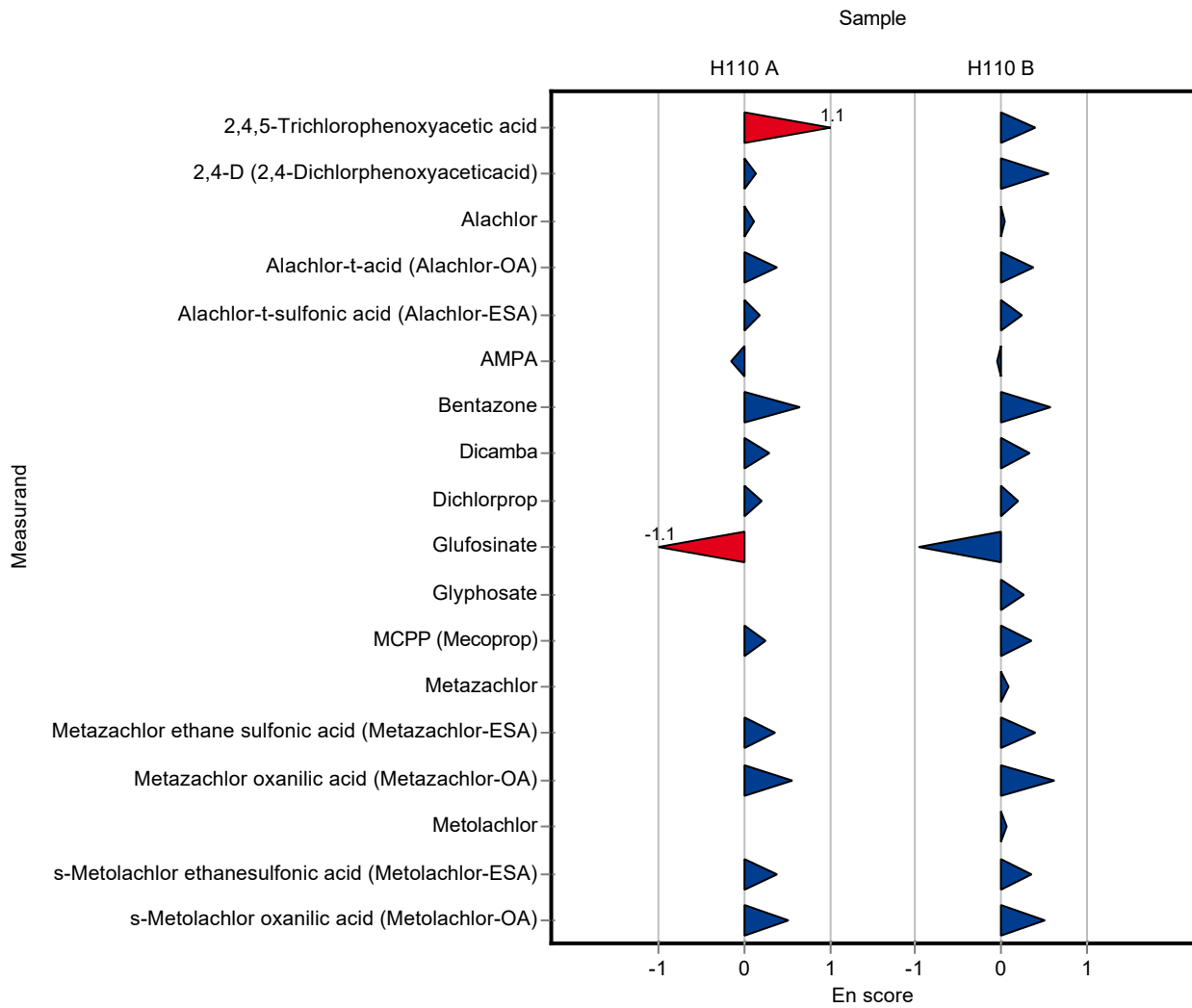


Parameter	Unit	Assigned value ± U (k=2)	Result ± U	Criterion	Recovery [%]	En-Score
Chlorothalonil Metabolite R611968	µg/l	0.505 ± 0.0334	- ± -	0.0409	-	-
Chlorothalonil Metabolite SYN507900	µg/l	0.192 ± 0.017	- ± -	0.025	-	-
Chlorothalonil Metabolite SYN548580	µg/l	- ± -	- ± -	-	-	-
Chlorothalonil Metabolite SYN548581	µg/l	- ± -	- ± -	-	-	-

Sample: H110B

Parameter	Unit	Assigned value ± U (k=2)	Result ± U	Criterion	Recovery [%]	En-Score
2,4,5-Trichlorophenoxyacetic acid	µg/l	0.121 ± 0.00822	0.133 ± 0.014	0.0219	110	0.40
2,4-D (2,4-Dichlorphenoxyaceticacid)	µg/l	0.783 ± 0.0325	0.834 ± 0.044	0.11	107	0.55
Alachlor	µg/l	0.776 ± 0.0446	0.788 ± 0.158	0.0931	102	0.04
Alachlor-t-acid (Alachlor-OA)	µg/l	0.115 ± 0.00792	0.135 ± 0.027	0.0172	117	0.37
Alachlor-t-sulfonic acid (Alachlor-ESA)	µg/l	0.216 ± 0.0151	0.239 ± 0.0478	0.028	111	0.24
AMPA	µg/l	0.329 ± 0.0339	0.323 ± 0.064	0.0428	98.2	-0.04
Bentazone	µg/l	0.498 ± 0.0158	0.549 ± 0.044	0.0747	110	0.57
Chlorothalonil Metabolite R611965 (3-carbamyl-2,4,5-trichlorobenzoic acid)	µg/l	0.253 ± 0.0187	- ± -	0.023	-	-
Chlorothalonil sulfonic acid (Chlorothalonil-ESA)	µg/l	0.186 ± 0.0187	- ± -	0.0334	-	-
Dicamba	µg/l	0.487 ± 0.0444	0.565 ± 0.113	0.0973	116	0.34
Dichlorprop	µg/l	0.192 ± 0.00877	0.209 ± 0.042	0.023	109	0.20
Dimethachlor Metabolite - CGA 369873	µg/l	0.115 ± 0.0103	- ± -	0.0195	-	-
Glufosinate	µg/l	0.127 ± 0.0221	0.0875 ± 0.0175	0.0432	68.8	-0.96
Glyphosate	µg/l	0.713 ± 0.069	0.85 ± 0.2584	0.143	119	0.26
MCPP (Mecoprop)	µg/l	0.449 ± 0.016	0.495 ± 0.064	0.0584	110	0.36
Metazachlor	µg/l	0.222 ± 0.0101	0.23 ± 0.046	0.0266	104	0.09
Metazachlor ethane sulfonic acid (Metazachlor-ESA)	µg/l	0.177 ± 0.0116	0.211 ± 0.0422	0.0337	119	0.40
Metazachlor oxanilic acid	µg/l	0.313 ± 0.0285	0.418 ± 0.084	0.0658	133	0.61

Parameter	Unit	Assigned value ± U (k=2)	Result ± U	Criterion Recovery [%]	En-Score
(Metazachlor-OA)					
Metolachlor	µg/l	0.268 ± 0.0145	0.274 ± 0.049	0.0402	102
s-Metolachlor ethanesulfonic acid (Metolachlor-ESA)	µg/l	0.334 ± 0.0211	0.388 ± 0.078	0.0668	116
s-Metolachlor oxanilic acid (Metolachlor-OA)	µg/l	0.636 ± 0.0326	0.803 ± 0.161	0.089	126
Chlorothalonil-4-hydroxy	µg/l	0.704 ± 0.119	- ± -	0.155	-
Chlorothalonil Metabolite R471811	µg/l	0.678 ± 0.0614	- ± -	0.102	-
Chlorothalonil Metabolite R611968	µg/l	0.332 ± 0.0236	- ± -	0.0288	-
Chlorothalonil Metabolite SYN507900	µg/l	0.383 ± 0.0238	- ± -	0.0337	-
Chlorothalonil Metabolite SYN548580	µg/l	- ± -	- ± -	-	-
Chlorothalonil Metabolite SYN548581	µg/l	- ± -	- ± -	-	-



Sample: H110A

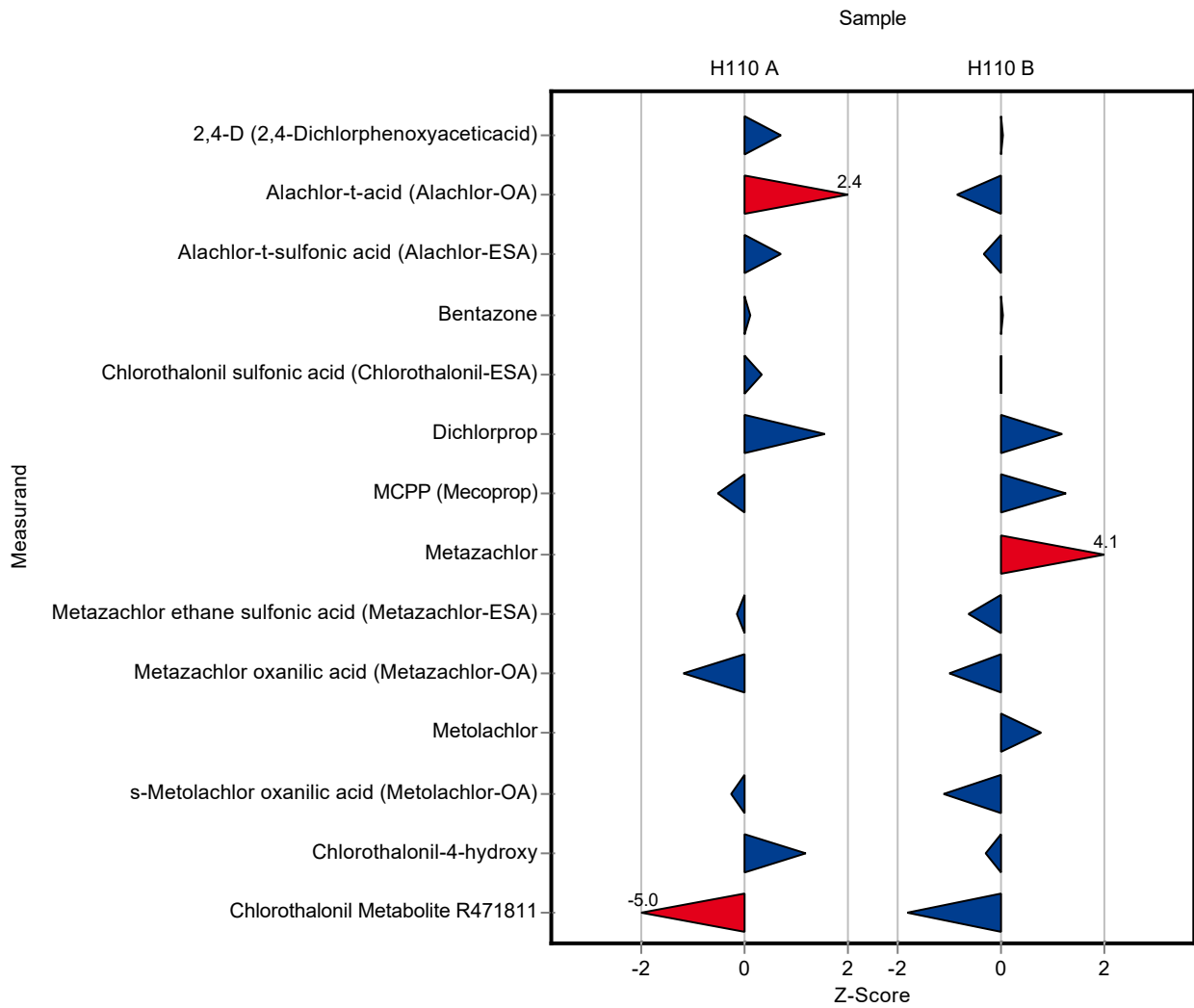
Parameter	Unit	Assigned value ± U (k=2)	Result ± U	Criterion	Recovery [%]	z-Score
2,4,5-Trichlorophenoxyacetic acid	µg/l	0.637 ± 0.0325	- ± -	0.115	-	-
2,4-D (2,4-Dichlorophenoxyacetic acid)	µg/l	0.293 ± 0.0138	0.323 ± 0.097	0.041	110	0.73
Alachlor	µg/l	0.253 ± 0.0151	- ± -	0.0303	-	-
Alachlor-t-acid (Alachlor-OA)	µg/l	0.165 ± 0.0102	0.224 ± 0.067	0.0247	136	2.41
Alachlor-t-sulfonic acid (Alachlor-ESA)	µg/l	0.414 ± 0.023	0.443 ± 0.133	0.0397	107	0.73
AMPA	µg/l	0.436 ± 0.0433	- ± -	0.0567	-	-
Bentazone	µg/l	0.25 ± 0.00846	0.255 ± 0.076	0.0375	102	0.13
Chlorothalonil Metabolite R611965 (3-carbamyl-2,4,5-trichlorobenzoic acid)	µg/l	0.654 ± 0.0615	- ± -	0.0785	-	-
Chlorothalonil sulfonic acid (Chlorothalonil-ESA)	µg/l	0.514 ± 0.0499	0.545 ± 0.163	0.0875	106	0.35
Dicamba	µg/l	0.441 ± 0.0329	- ± -	0.0882	-	-
Dichlorprop	µg/l	0.183 ± 0.00775	0.218 ± 0.065	0.022	119	1.58
Dimethachlor Metabolite - CGA 369873	µg/l	0.292 ± 0.0126	- ± -	0.0211	-	-
Glufosinate	µg/l	0.29 ± 0.0424	- ± -	0.0987	-	-
Glyphosate	µg/l	- ± -	- ± -	-	-	-
MCPP (Mecoprop)	µg/l	0.108 ± 0.00421	0.101 ± 0.03	0.0141	93.3	-0.52
Metazachlor	µg/l	- ± -	<0.03 (LOQ) ± -	-	-	-
Metazachlor ethane sulfonic acid (Metazachlor-ESA)	µg/l	0.961 ± 0.0475	0.937 ± 0.281	0.183	97.5	-0.13
Metazachlor oxanilic acid (Metazachlor-OA)	µg/l	0.811 ± 0.101	0.611 ± 0.183	0.17	75.4	-1.17
Metolachlor	µg/l	- ± -	<0.01 (LOQ) ± -	-	-	-
s-Metolachlor ethanesulfonic acid (Metolachlor-ESA)	µg/l	0.418 ± 0.0197	- ± -	0.0836	-	-
s-Metolachlor oxanilic acid (Metolachlor-OA)	µg/l	0.88 ± 0.045	0.848 ± 0.254	0.123	96.3	-0.26
Chlorothalonil-4-hydroxy	µg/l	0.139 ± 0.0117	0.156 ± 0.047	0.0139	112	1.21
Chlorothalonil Metabolite R471811	µg/l	0.381 ± 0.0261	0.172 ± 0.052	0.0419	45.1	-4.99

Parameter	Unit	Assigned value ± U (k=2)	Result ± U	Criterion	Recovery [%]	z-Score
Chlorothalonil Metabolite R611968	µg/l	0.505 ± 0.0334	- ± -	0.0409	-	-
Chlorothalonil Metabolite SYN507900	µg/l	0.192 ± 0.017	- ± -	0.025	-	-
Chlorothalonil Metabolite SYN548580	µg/l	- ± -	- ± -	-	-	-
Chlorothalonil Metabolite SYN548581	µg/l	- ± -	- ± -	-	-	-

Sample: H110B

Parameter	Unit	Assigned value ± U (k=2)	Result ± U	Criterion	Recovery [%]	z-Score
2,4,5-Trichlorophenoxyacetic acid	µg/l	0.121 ± 0.00822	- ± -	0.0219	-	-
2,4-D (2,4-Dichlorphenoxyaceticacid)	µg/l	0.783 ± 0.0325	0.784 ± 0.235	0.11	100	0.01
Alachlor	µg/l	0.776 ± 0.0446	- ± -	0.0931	-	-
Alachlor-t-acid (Alachlor-OA)	µg/l	0.115 ± 0.00792	0.1 ± 0.03	0.0172	87	-0.86
Alachlor-t-sulfonic acid (Alachlor-ESA)	µg/l	0.216 ± 0.0151	0.206 ± 0.062	0.028	95.6	-0.34
AMPA	µg/l	0.329 ± 0.0339	- ± -	0.0428	-	-
Bentazone	µg/l	0.498 ± 0.0158	0.499 ± 0.15	0.0747	100	0.01
Chlorothalonil Metabolite R611965 (3-carbamyl-2,4,5-trichlorobenzoic acid)	µg/l	0.253 ± 0.0187	- ± -	0.023	-	-
Chlorothalonil sulfonic acid (Chlorothalonil-ESA)	µg/l	0.186 ± 0.0187	0.186 ± 0.056	0.0334	100	0.01
Dicamba	µg/l	0.487 ± 0.0444	- ± -	0.0973	-	-
Dichlorprop	µg/l	0.192 ± 0.00877	0.219 ± 0.066	0.023	114	1.18
Dimethachlor Metabolite - CGA 369873	µg/l	0.115 ± 0.0103	- ± -	0.0195	-	-
Glufosinate	µg/l	0.127 ± 0.0221	- ± -	0.0432	-	-
Glyphosate	µg/l	0.713 ± 0.069	- ± -	0.143	-	-
MCPP (Mecoprop)	µg/l	0.449 ± 0.016	0.523 ± 0.157	0.0584	116	1.27
Metazachlor	µg/l	0.222 ± 0.0101	0.33 ± 0.099	0.0266	149	4.06
Metazachlor ethane sulfonic acid (Metazachlor-ESA)	µg/l	0.177 ± 0.0116	0.156 ± 0.047	0.0337	88	-0.63
Metazachlor oxanilic acid	µg/l	0.313 ± 0.0285	0.248 ± 0.074	0.0658	79.1	-0.99

Parameter	Unit	Assigned value ± U (k=2)	Result ± U	Criterion	Recovery [%]	z-Score
(Metazachlor-OA)						
Metolachlor	µg/l	0.268 ± 0.0145	0.299 ± 0.09	0.0402	112	0.77
s-Metolachlor ethanesulfonic acid (Metolachlor-ESA)	µg/l	0.334 ± 0.0211	- ± -	0.0668	-	-
s-Metolachlor oxanilic acid (Metolachlor-OA)	µg/l	0.636 ± 0.0326	0.536 ± 0.161	0.089	84.3	-1.12
Chlorothalonil-4-hydroxy	µg/l	0.704 ± 0.119	0.656 ± 0.197	0.155	93.2	-0.31
Chlorothalonil Metabolite R471811	µg/l	0.678 ± 0.0614	0.492 ± 0.148	0.102	72.5	-1.83
Chlorothalonil Metabolite R611968	µg/l	0.332 ± 0.0236	- ± -	0.0288	-	-
Chlorothalonil Metabolite SYN507900	µg/l	0.383 ± 0.0238	- ± -	0.0337	-	-
Chlorothalonil Metabolite SYN548580	µg/l	- ± -	- ± -	-	-	-
Chlorothalonil Metabolite SYN548581	µg/l	- ± -	- ± -	-	-	-



Sample: H110A

Parameter	Unit	Assigned value ± U (k=2)	Result ± U	Criterion	Recovery [%]	En-Score
2,4,5-Trichlorophenoxyacetic acid	µg/l	0.637 ± 0.0325	- ± -	0.115	-	-
2,4-D (2,4-Dichlorphenoxyaceticacid)	µg/l	0.293 ± 0.0138	0.323 ± 0.097	0.041	110	0.15
Alachlor	µg/l	0.253 ± 0.0151	- ± -	0.0303	-	-
Alachlor-t-acid (Alachlor-OA)	µg/l	0.165 ± 0.0102	0.224 ± 0.067	0.0247	136	0.44
Alachlor-t-sulfonic acid (Alachlor-ESA)	µg/l	0.414 ± 0.023	0.443 ± 0.133	0.0397	107	0.11
AMPA	µg/l	0.436 ± 0.0433	- ± -	0.0567	-	-
Bentazone	µg/l	0.25 ± 0.00846	0.255 ± 0.076	0.0375	102	0.03
Chlorothalonil Metabolite R611965 (3-carbamyl-2,4,5-trichlorobenzoic acid)	µg/l	0.654 ± 0.0615	- ± -	0.0785	-	-
Chlorothalonil sulfonic acid (Chlorothalonil-ESA)	µg/l	0.514 ± 0.0499	0.545 ± 0.163	0.0875	106	0.09
Dicamba	µg/l	0.441 ± 0.0329	- ± -	0.0882	-	-
Dichlorprop	µg/l	0.183 ± 0.00775	0.218 ± 0.065	0.022	119	0.27
Dimethachlor Metabolite - CGA 369873	µg/l	0.292 ± 0.0126	- ± -	0.0211	-	-
Glufosinate	µg/l	0.29 ± 0.0424	- ± -	0.0987	-	-
Glyphosate	µg/l	- ± -	- ± -	-	-	-
MCPP (Mecoprop)	µg/l	0.108 ± 0.00421	0.101 ± 0.03	0.0141	93.3	-0.12
Metazachlor	µg/l	- ± -	<0.03 (LOQ) ± -	-	-	-
Metazachlor ethane sulfonic acid (Metazachlor-ESA)	µg/l	0.961 ± 0.0475	0.937 ± 0.281	0.183	97.5	-0.04
Metazachlor oxanilic acid (Metazachlor-OA)	µg/l	0.811 ± 0.101	0.611 ± 0.183	0.17	75.4	-0.53
Metolachlor	µg/l	- ± -	<0.01 (LOQ) ± -	-	-	-
s-Metolachlor ethanesulfonic acid (Metolachlor-ESA)	µg/l	0.418 ± 0.0197	- ± -	0.0836	-	-
s-Metolachlor oxanilic acid (Metolachlor-OA)	µg/l	0.88 ± 0.045	0.848 ± 0.254	0.123	96.3	-0.06
Chlorothalonil-4-hydroxy	µg/l	0.139 ± 0.0117	0.156 ± 0.047	0.0139	112	0.18
Chlorothalonil Metabolite R471811	µg/l	0.381 ± 0.0261	0.172 ± 0.052	0.0419	45.1	-1.95

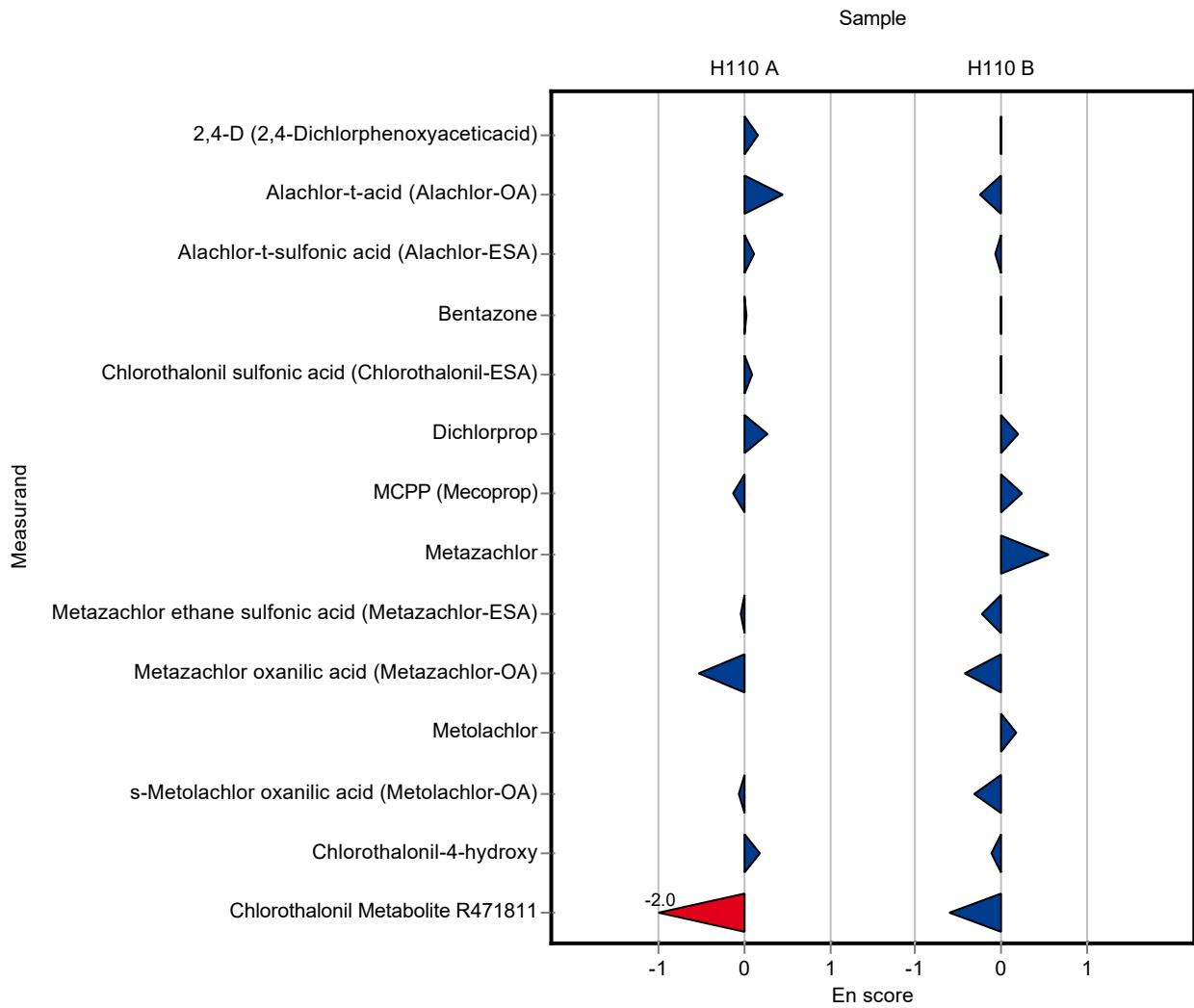


Parameter	Unit	Assigned value ± U (k=2)	Result ± U	Criterion	Recovery [%]	En-Score
Chlorothalonil Metabolite R611968	µg/l	0.505 ± 0.0334	- ± -	0.0409	-	-
Chlorothalonil Metabolite SYN507900	µg/l	0.192 ± 0.017	- ± -	0.025	-	-
Chlorothalonil Metabolite SYN548580	µg/l	- ± -	- ± -	-	-	-
Chlorothalonil Metabolite SYN548581	µg/l	- ± -	- ± -	-	-	-

Sample: H110B

Parameter	Unit	Assigned value ± U (k=2)	Result ± U	Criterion	Recovery [%]	En-Score
2,4,5-Trichlorophenoxyacetic acid	µg/l	0.121 ± 0.00822	- ± -	0.0219	-	-
2,4-D (2,4-Dichlorphenoxyaceticacid)	µg/l	0.783 ± 0.0325	0.784 ± 0.235	0.11	100	0.00
Alachlor	µg/l	0.776 ± 0.0446	- ± -	0.0931	-	-
Alachlor-t-acid (Alachlor-OA)	µg/l	0.115 ± 0.00792	0.1 ± 0.03	0.0172	87	-0.25
Alachlor-t-sulfonic acid (Alachlor-ESA)	µg/l	0.216 ± 0.0151	0.206 ± 0.062	0.028	95.6	-0.08
AMPA	µg/l	0.329 ± 0.0339	- ± -	0.0428	-	-
Bentazone	µg/l	0.498 ± 0.0158	0.499 ± 0.15	0.0747	100	0.00
Chlorothalonil Metabolite R611965 (3-carbamyl-2,4,5-trichlorobenzoic acid)	µg/l	0.253 ± 0.0187	- ± -	0.023	-	-
Chlorothalonil sulfonic acid (Chlorothalonil-ESA)	µg/l	0.186 ± 0.0187	0.186 ± 0.056	0.0334	100	0.00
Dicamba	µg/l	0.487 ± 0.0444	- ± -	0.0973	-	-
Dichlorprop	µg/l	0.192 ± 0.00877	0.219 ± 0.066	0.023	114	0.20
Dimethachlor Metabolite - CGA 369873	µg/l	0.115 ± 0.0103	- ± -	0.0195	-	-
Glufosinate	µg/l	0.127 ± 0.0221	- ± -	0.0432	-	-
Glyphosate	µg/l	0.713 ± 0.069	- ± -	0.143	-	-
MCPP (Mecoprop)	µg/l	0.449 ± 0.016	0.523 ± 0.157	0.0584	116	0.23
Metazachlor	µg/l	0.222 ± 0.0101	0.33 ± 0.099	0.0266	149	0.55
Metazachlor ethane sulfonic acid (Metazachlor-ESA)	µg/l	0.177 ± 0.0116	0.156 ± 0.047	0.0337	88	-0.23
Metazachlor oxanilic acid	µg/l	0.313 ± 0.0285	0.248 ± 0.074	0.0658	79.1	-0.43

Parameter	Unit	Assigned value ± U (k=2)	Result ± U	Criterion	Recovery [%]	En-Score
(Metazachlor-OA)						
Metolachlor	µg/l	0.268 ± 0.0145	0.299 ± 0.09	0.0402	112	0.17
s-Metolachlor ethanesulfonic acid (Metolachlor-ESA)	µg/l	0.334 ± 0.0211	- ± -	0.0668	-	-
s-Metolachlor oxanilic acid (Metolachlor-OA)	µg/l	0.636 ± 0.0326	0.536 ± 0.161	0.089	84.3	-0.31
Chlorothalonil-4-hydroxy	µg/l	0.704 ± 0.119	0.656 ± 0.197	0.155	93.2	-0.12
Chlorothalonil Metabolite R471811	µg/l	0.678 ± 0.0614	0.492 ± 0.148	0.102	72.5	-0.62
Chlorothalonil Metabolite R611968	µg/l	0.332 ± 0.0236	- ± -	0.0288	-	-
Chlorothalonil Metabolite SYN507900	µg/l	0.383 ± 0.0238	- ± -	0.0337	-	-
Chlorothalonil Metabolite SYN548580	µg/l	- ± -	- ± -	-	-	-
Chlorothalonil Metabolite SYN548581	µg/l	- ± -	- ± -	-	-	-



Sample: H110A

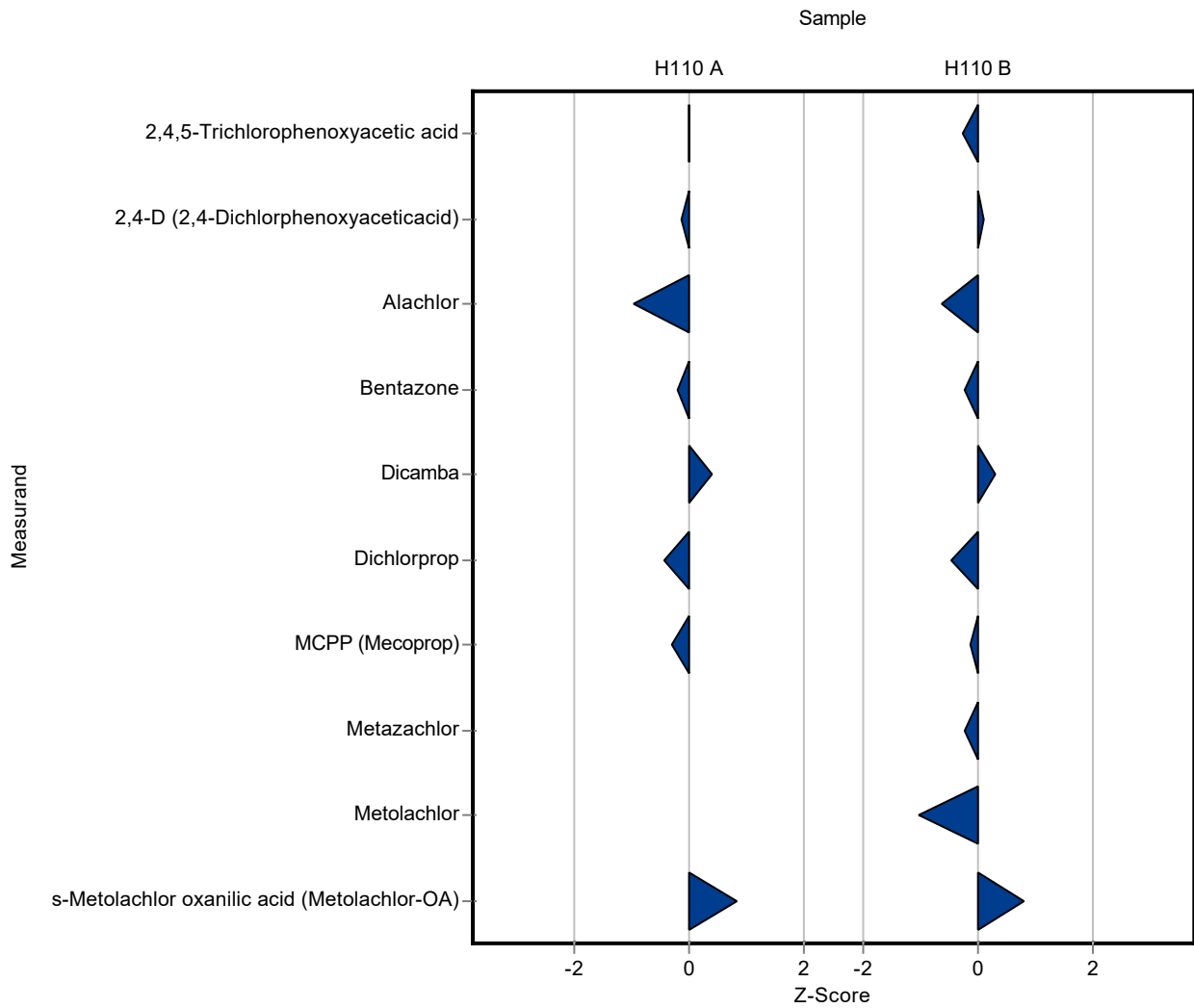
Parameter	Unit	Assigned value ± U (k=2)	Result ± U	Criterion	Recovery [%]	z-Score
2,4,5-Trichlorophenoxyacetic acid	µg/l	0.637 ± 0.0325	0.636 ± 0.16	0.115	99.8	-0.01
2,4-D (2,4-Dichlorophenoxyacetic acid)	µg/l	0.293 ± 0.0138	0.288 ± 0.088	0.041	98.3	-0.12
Alachlor	µg/l	0.253 ± 0.0151	0.223 ± 0.045	0.0303	88.3	-0.97
Alachlor-t-acid (Alachlor-OA)	µg/l	0.165 ± 0.0102	- ± -	0.0247	-	-
Alachlor-t-sulfonic acid (Alachlor-ESA)	µg/l	0.414 ± 0.023	- ± -	0.0397	-	-
AMPA	µg/l	0.436 ± 0.0433	- ± -	0.0567	-	-
Bentazone	µg/l	0.25 ± 0.00846	0.243 ± 0.067	0.0375	97.1	-0.19
Chlorothalonil Metabolite R611965 (3-carbamyl-2,4,5-trichlorobenzoic acid)	µg/l	0.654 ± 0.0615	- ± -	0.0785	-	-
Chlorothalonil sulfonic acid (Chlorothalonil-ESA)	µg/l	0.514 ± 0.0499	- ± -	0.0875	-	-
Dicamba	µg/l	0.441 ± 0.0329	0.477 ± 0.14	0.0882	108	0.41
Dichlorprop	µg/l	0.183 ± 0.00775	0.174 ± 0.047	0.022	95	-0.42
Dimethachlor Metabolite - CGA 369873	µg/l	0.292 ± 0.0126	- ± -	0.0211	-	-
Glufosinate	µg/l	0.29 ± 0.0424	- ± -	0.0987	-	-
Glyphosate	µg/l	- ± -	- ± -	-	-	-
MCPP (Mecoprop)	µg/l	0.108 ± 0.00421	0.104 ± 0.03	0.0141	96	-0.30
Metazachlor	µg/l	- ± -	<0.03 (LOQ) ± -	-	-	-
Metazachlor ethane sulfonic acid (Metazachlor-ESA)	µg/l	0.961 ± 0.0475	- ± -	0.183	-	-
Metazachlor oxanilic acid (Metazachlor-OA)	µg/l	0.811 ± 0.101	- ± -	0.17	-	-
Metolachlor	µg/l	- ± -	<0.03 (LOQ) ± -	-	-	-
s-Metolachlor ethanesulfonic acid (Metolachlor-ESA)	µg/l	0.418 ± 0.0197	- ± -	0.0836	-	-
s-Metolachlor oxanilic acid (Metolachlor-OA)	µg/l	0.88 ± 0.045	0.982 ± 0.15	0.123	112	0.82
Chlorothalonil-4-hydroxy	µg/l	0.139 ± 0.0117	- ± -	0.0139	-	-
Chlorothalonil Metabolite R471811	µg/l	0.381 ± 0.0261	- ± -	0.0419	-	-

Parameter	Unit	Assigned value ± U (k=2)	Result ± U	Criterion	Recovery [%]	z-Score
Chlorothalonil Metabolite R611968	µg/l	0.505 ± 0.0334	- ± -	0.0409	-	-
Chlorothalonil Metabolite SYN507900	µg/l	0.192 ± 0.017	- ± -	0.025	-	-
Chlorothalonil Metabolite SYN548580	µg/l	- ± -	- ± -	-	-	-
Chlorothalonil Metabolite SYN548581	µg/l	- ± -	- ± -	-	-	-

Sample: H110B

Parameter	Unit	Assigned value ± U (k=2)	Result ± U	Criterion	Recovery [%]	z-Score
2,4,5-Trichlorophenoxyacetic acid	µg/l	0.121 ± 0.00822	0.116 ± 0.028	0.0219	95.5	-0.25
2,4-D (2,4-Dichlorphenoxyaceticacid)	µg/l	0.783 ± 0.0325	0.794 ± 0.24	0.11	101	0.10
Alachlor	µg/l	0.776 ± 0.0446	0.716 ± 0.14	0.0931	92.3	-0.64
Alachlor-t-acid (Alachlor-OA)	µg/l	0.115 ± 0.00792	- ± -	0.0172	-	-
Alachlor-t-sulfonic acid (Alachlor-ESA)	µg/l	0.216 ± 0.0151	- ± -	0.028	-	-
AMPA	µg/l	0.329 ± 0.0339	- ± -	0.0428	-	-
Bentazone	µg/l	0.498 ± 0.0158	0.481 ± 0.13	0.0747	96.6	-0.23
Chlorothalonil Metabolite R611965 (3-carbamyl-2,4,5-trichlorobenzoic acid)	µg/l	0.253 ± 0.0187	- ± -	0.023	-	-
Chlorothalonil sulfonic acid (Chlorothalonil-ESA)	µg/l	0.186 ± 0.0187	- ± -	0.0334	-	-
Dicamba	µg/l	0.487 ± 0.0444	0.516 ± 0.15	0.0973	106	0.30
Dichlorprop	µg/l	0.192 ± 0.00877	0.181 ± 0.049	0.023	94.3	-0.47
Dimethachlor Metabolite - CGA 369873	µg/l	0.115 ± 0.0103	- ± -	0.0195	-	-
Glufosinate	µg/l	0.127 ± 0.0221	- ± -	0.0432	-	-
Glyphosate	µg/l	0.713 ± 0.069	- ± -	0.143	-	-
MCPP (Mecoprop)	µg/l	0.449 ± 0.016	0.442 ± 0.13	0.0584	98.4	-0.12
Metazachlor	µg/l	0.222 ± 0.0101	0.216 ± 0.07	0.0266	97.3	-0.22
Metazachlor ethane sulfonic acid (Metazachlor-ESA)	µg/l	0.177 ± 0.0116	- ± -	0.0337	-	-
Metazachlor oxanilic acid	µg/l	0.313 ± 0.0285	- ± -	0.0658	-	-

Parameter	Unit	Assigned value ± U (k=2)	Result ± U	Criterion	Recovery [%]	z-Score
(Metazachlor-OA)						
Metolachlor	µg/l	0.268 ± 0.0145	0.227 ± 0.034	0.0402	84.7	-1.02
s-Metolachlor ethanesulfonic acid (Metolachlor-ESA)	µg/l	0.334 ± 0.0211	- ± -	0.0668	-	-
s-Metolachlor oxanilic acid (Metolachlor-OA)	µg/l	0.636 ± 0.0326	0.706 ± 0.11	0.089	111	0.79
Chlorothalonil-4-hydroxy	µg/l	0.704 ± 0.119	- ± -	0.155	-	-
Chlorothalonil Metabolite R471811	µg/l	0.678 ± 0.0614	- ± -	0.102	-	-
Chlorothalonil Metabolite R611968	µg/l	0.332 ± 0.0236	- ± -	0.0288	-	-
Chlorothalonil Metabolite SYN507900	µg/l	0.383 ± 0.0238	- ± -	0.0337	-	-
Chlorothalonil Metabolite SYN548580	µg/l	- ± -	- ± -	-	-	-
Chlorothalonil Metabolite SYN548581	µg/l	- ± -	- ± -	-	-	-



Sample: H110A

Parameter	Unit	Assigned value ± U (k=2)	Result ± U	Criterion	Recovery [%]	En-Score
2,4,5-Trichlorophenoxyacetic acid	µg/l	0.637 ± 0.0325	0.636 ± 0.16	0.115	99.8	0.00
2,4-D (2,4-Dichlorphenoxyaceticacid)	µg/l	0.293 ± 0.0138	0.288 ± 0.088	0.041	98.3	-0.03
Alachlor	µg/l	0.253 ± 0.0151	0.223 ± 0.045	0.0303	88.3	-0.32
Alachlor-t-acid (Alachlor-OA)	µg/l	0.165 ± 0.0102	- ± -	0.0247	-	-
Alachlor-t-sulfonic acid (Alachlor-ESA)	µg/l	0.414 ± 0.023	- ± -	0.0397	-	-
AMPA	µg/l	0.436 ± 0.0433	- ± -	0.0567	-	-
Bentazone	µg/l	0.25 ± 0.00846	0.243 ± 0.067	0.0375	97.1	-0.05
Chlorothalonil Metabolite R611965 (3-carbamyl-2,4,5-trichlorobenzoic acid)	µg/l	0.654 ± 0.0615	- ± -	0.0785	-	-
Chlorothalonil sulfonic acid (Chlorothalonil-ESA)	µg/l	0.514 ± 0.0499	- ± -	0.0875	-	-
Dicamba	µg/l	0.441 ± 0.0329	0.477 ± 0.14	0.0882	108	0.13
Dichlorprop	µg/l	0.183 ± 0.00775	0.174 ± 0.047	0.022	95	-0.10
Dimethachlor Metabolite - CGA 369873	µg/l	0.292 ± 0.0126	- ± -	0.0211	-	-
Glufosinate	µg/l	0.29 ± 0.0424	- ± -	0.0987	-	-
Glyphosate	µg/l	- ± -	- ± -	-	-	-
MCPP (Mecoprop)	µg/l	0.108 ± 0.00421	0.104 ± 0.03	0.0141	96	-0.07
Metazachlor	µg/l	- ± -	<0.03 (LOQ) ± -	-	-	-
Metazachlor ethane sulfonic acid (Metazachlor-ESA)	µg/l	0.961 ± 0.0475	- ± -	0.183	-	-
Metazachlor oxanilic acid (Metazachlor-OA)	µg/l	0.811 ± 0.101	- ± -	0.17	-	-
Metolachlor	µg/l	- ± -	<0.03 (LOQ) ± -	-	-	-
s-Metolachlor ethanesulfonic acid (Metolachlor-ESA)	µg/l	0.418 ± 0.0197	- ± -	0.0836	-	-
s-Metolachlor oxanilic acid (Metolachlor-OA)	µg/l	0.88 ± 0.045	0.982 ± 0.15	0.123	112	0.34
Chlorothalonil-4-hydroxy	µg/l	0.139 ± 0.0117	- ± -	0.0139	-	-
Chlorothalonil Metabolite R471811	µg/l	0.381 ± 0.0261	- ± -	0.0419	-	-

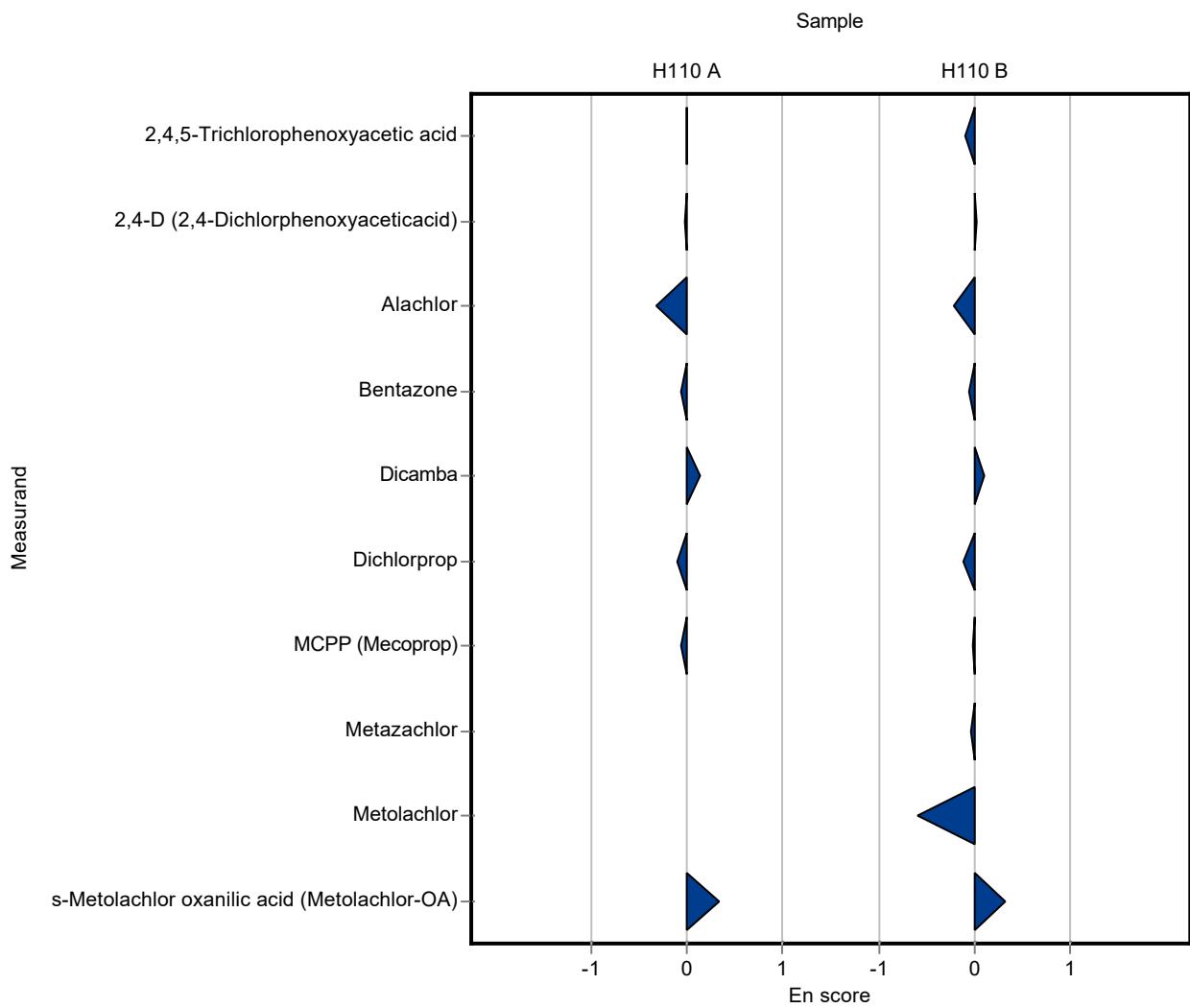


Parameter	Unit	Assigned value ± U (k=2)	Result ± U	Criterion	Recovery [%]	En-Score
Chlorothalonil Metabolite R611968	µg/l	0.505 ± 0.0334	- ± -	0.0409	-	-
Chlorothalonil Metabolite SYN507900	µg/l	0.192 ± 0.017	- ± -	0.025	-	-
Chlorothalonil Metabolite SYN548580	µg/l	- ± -	- ± -	-	-	-
Chlorothalonil Metabolite SYN548581	µg/l	- ± -	- ± -	-	-	-

Sample: H110B

Parameter	Unit	Assigned value ± U (k=2)	Result ± U	Criterion	Recovery [%]	En-Score
2,4,5-Trichlorophenoxyacetic acid	µg/l	0.121 ± 0.00822	0.116 ± 0.028	0.0219	95.5	-0.10
2,4-D (2,4-Dichlorphenoxyaceticacid)	µg/l	0.783 ± 0.0325	0.794 ± 0.24	0.11	101	0.02
Alachlor	µg/l	0.776 ± 0.0446	0.716 ± 0.14	0.0931	92.3	-0.21
Alachlor-t-acid (Alachlor-OA)	µg/l	0.115 ± 0.00792	- ± -	0.0172	-	-
Alachlor-t-sulfonic acid (Alachlor-ESA)	µg/l	0.216 ± 0.0151	- ± -	0.028	-	-
AMPA	µg/l	0.329 ± 0.0339	- ± -	0.0428	-	-
Bentazone	µg/l	0.498 ± 0.0158	0.481 ± 0.13	0.0747	96.6	-0.07
Chlorothalonil Metabolite R611965 (3-carbamyl-2,4,5-trichlorobenzoic acid)	µg/l	0.253 ± 0.0187	- ± -	0.023	-	-
Chlorothalonil sulfonic acid (Chlorothalonil-ESA)	µg/l	0.186 ± 0.0187	- ± -	0.0334	-	-
Dicamba	µg/l	0.487 ± 0.0444	0.516 ± 0.15	0.0973	106	0.10
Dichlorprop	µg/l	0.192 ± 0.00877	0.181 ± 0.049	0.023	94.3	-0.11
Dimethachlor Metabolite - CGA 369873	µg/l	0.115 ± 0.0103	- ± -	0.0195	-	-
Glufosinate	µg/l	0.127 ± 0.0221	- ± -	0.0432	-	-
Glyphosate	µg/l	0.713 ± 0.069	- ± -	0.143	-	-
MCPP (Mecoprop)	µg/l	0.449 ± 0.016	0.442 ± 0.13	0.0584	98.4	-0.03
Metazachlor	µg/l	0.222 ± 0.0101	0.216 ± 0.07	0.0266	97.3	-0.04
Metazachlor ethane sulfonic acid (Metazachlor-ESA)	µg/l	0.177 ± 0.0116	- ± -	0.0337	-	-
Metazachlor oxanilic acid	µg/l	0.313 ± 0.0285	- ± -	0.0658	-	-

Parameter	Unit	Assigned value ± U (k=2)	Result ± U	Criterion	Recovery [%]	En-Score
(Metazachlor-OA)						
Metolachlor	µg/l	0.268 ± 0.0145	0.227 ± 0.034	0.0402	84.7	-0.59
s-Metolachlor ethanesulfonic acid (Metolachlor-ESA)	µg/l	0.334 ± 0.0211	- ± -	0.0668	-	-
s-Metolachlor oxanilic acid (Metolachlor-OA)	µg/l	0.636 ± 0.0326	0.706 ± 0.11	0.089	111	0.32
Chlorothalonil-4-hydroxy	µg/l	0.704 ± 0.119	- ± -	0.155	-	-
Chlorothalonil Metabolite R471811	µg/l	0.678 ± 0.0614	- ± -	0.102	-	-
Chlorothalonil Metabolite R611968	µg/l	0.332 ± 0.0236	- ± -	0.0288	-	-
Chlorothalonil Metabolite SYN507900	µg/l	0.383 ± 0.0238	- ± -	0.0337	-	-
Chlorothalonil Metabolite SYN548580	µg/l	- ± -	- ± -	-	-	-
Chlorothalonil Metabolite SYN548581	µg/l	- ± -	- ± -	-	-	-



Sample: H110A

Parameter	Unit	Assigned value ± U (k=2)	Result ± U	Criterion	Recovery [%]	z-Score
2,4,5-Trichlorophenoxyacetic acid	µg/l	0.637 ± 0.0325	- ± -	0.115	-	-
2,4-D (2,4-Dichlorophenoxyacetic acid)	µg/l	0.293 ± 0.0138	- ± -	0.041	-	-
Alachlor	µg/l	0.253 ± 0.0151	- ± -	0.0303	-	-
Alachlor-t-acid (Alachlor-OA)	µg/l	0.165 ± 0.0102	- ± -	0.0247	-	-
Alachlor-t-sulfonic acid (Alachlor-ESA)	µg/l	0.414 ± 0.023	- ± -	0.0397	-	-
AMPA	µg/l	0.436 ± 0.0433	- ± -	0.0567	-	-
Bentazone	µg/l	0.25 ± 0.00846	- ± -	0.0375	-	-
Chlorothalonil Metabolite R611965 (3-carbamyl-2,4,5-trichlorobenzoic acid)	µg/l	0.654 ± 0.0615	- ± -	0.0785	-	-
Chlorothalonil sulfonic acid (Chlorothalonil-ESA)	µg/l	0.514 ± 0.0499	- ± -	0.0875	-	-
Dicamba	µg/l	0.441 ± 0.0329	- ± -	0.0882	-	-
Dichlorprop	µg/l	0.183 ± 0.00775	- ± -	0.022	-	-
Dimethachlor Metabolite - CGA 369873	µg/l	0.292 ± 0.0126	- ± -	0.0211	-	-
Glufosinate	µg/l	0.29 ± 0.0424	- ± -	0.0987	-	-
Glyphosate	µg/l	- ± -	- ± -	-	-	-
MCPP (Mecoprop)	µg/l	0.108 ± 0.00421	- ± -	0.0141	-	-
Metazachlor	µg/l	- ± -	- ± -	-	-	-
Metazachlor ethane sulfonic acid (Metazachlor-ESA)	µg/l	0.961 ± 0.0475	- ± -	0.183	-	-
Metazachlor oxanilic acid (Metazachlor-OA)	µg/l	0.811 ± 0.101	- ± -	0.17	-	-
Metolachlor	µg/l	- ± -	- ± -	-	-	-
s-Metolachlor ethanesulfonic acid (Metolachlor-ESA)	µg/l	0.418 ± 0.0197	- ± -	0.0836	-	-
s-Metolachlor oxanilic acid (Metolachlor-OA)	µg/l	0.88 ± 0.045	- ± -	0.123	-	-
Chlorothalonil-4-hydroxy	µg/l	0.139 ± 0.0117	- ± -	0.0139	-	-
Chlorothalonil Metabolite R471811	µg/l	0.381 ± 0.0261	- ± -	0.0419	-	-

Parameter	Unit	Assigned value ± U (k=2)	Result ± U	Criterion	Recovery [%]	z-Score
Chlorothalonil Metabolite R611968	µg/l	0.505 ± 0.0334	- ± -	0.0409	-	-
Chlorothalonil Metabolite SYN507900	µg/l	0.192 ± 0.017	- ± -	0.025	-	-
Chlorothalonil Metabolite SYN548580	µg/l	- ± -	- ± -	-	-	-
Chlorothalonil Metabolite SYN548581	µg/l	- ± -	- ± -	-	-	-

Sample: H110B

Parameter	Unit	Assigned value ± U (k=2)	Result ± U	Criterion	Recovery [%]	z-Score
2,4,5-Trichlorophenoxyacetic acid	µg/l	0.121 ± 0.00822	- ± -	0.0219	-	-
2,4-D (2,4-Dichlorphenoxyaceticacid)	µg/l	0.783 ± 0.0325	- ± -	0.11	-	-
Alachlor	µg/l	0.776 ± 0.0446	- ± -	0.0931	-	-
Alachlor-t-acid (Alachlor-OA)	µg/l	0.115 ± 0.00792	- ± -	0.0172	-	-
Alachlor-t-sulfonic acid (Alachlor-ESA)	µg/l	0.216 ± 0.0151	- ± -	0.028	-	-
AMPA	µg/l	0.329 ± 0.0339	- ± -	0.0428	-	-
Bentazone	µg/l	0.498 ± 0.0158	- ± -	0.0747	-	-
Chlorothalonil Metabolite R611965 (3-carbamyl-2,4,5-trichlorobenzoic acid)	µg/l	0.253 ± 0.0187	- ± -	0.023	-	-
Chlorothalonil sulfonic acid (Chlorothalonil-ESA)	µg/l	0.186 ± 0.0187	- ± -	0.0334	-	-
Dicamba	µg/l	0.487 ± 0.0444	- ± -	0.0973	-	-
Dichlorprop	µg/l	0.192 ± 0.00877	- ± -	0.023	-	-
Dimethachlor Metabolite - CGA 369873	µg/l	0.115 ± 0.0103	- ± -	0.0195	-	-
Glufosinate	µg/l	0.127 ± 0.0221	- ± -	0.0432	-	-
Glyphosate	µg/l	0.713 ± 0.069	- ± -	0.143	-	-
MCPP (Mecoprop)	µg/l	0.449 ± 0.016	- ± -	0.0584	-	-
Metazachlor	µg/l	0.222 ± 0.0101	- ± -	0.0266	-	-
Metazachlor ethane sulfonic acid (Metazachlor-ESA)	µg/l	0.177 ± 0.0116	- ± -	0.0337	-	-
Metazachlor oxanilic acid	µg/l	0.313 ± 0.0285	- ± -	0.0658	-	-

Parameter	Unit	Assigned value ± U (k=2)	Result ± U	Criterion Recovery [%]	z-Score
(Metazachlor-OA)					
Metolachlor	µg/l	0.268 ± 0.0145	- ± -	0.0402	-
s-Metolachlor ethanesulfonic acid (Metolachlor-ESA)	µg/l	0.334 ± 0.0211	- ± -	0.0668	-
s-Metolachlor oxanilic acid (Metolachlor-OA)	µg/l	0.636 ± 0.0326	- ± -	0.089	-
Chlorothalonil-4-hydroxy	µg/l	0.704 ± 0.119	- ± -	0.155	-
Chlorothalonil Metabolite R471811	µg/l	0.678 ± 0.0614	- ± -	0.102	-
Chlorothalonil Metabolite R611968	µg/l	0.332 ± 0.0236	- ± -	0.0288	-
Chlorothalonil Metabolite SYN507900	µg/l	0.383 ± 0.0238	- ± -	0.0337	-
Chlorothalonil Metabolite SYN548580	µg/l	- ± -	- ± -	-	-
Chlorothalonil Metabolite SYN548581	µg/l	- ± -	- ± -	-	-

Sample: H110A

Parameter	Unit	Assigned value ± U (k=2)	Result ± U	Criterion	Recovery [%]	En-Score
2,4,5-Trichlorophenoxyacetic acid	µg/l	0.637 ± 0.0325	- ± -	0.115	-	-
2,4-D (2,4-Dichlorphenoxyaceticacid)	µg/l	0.293 ± 0.0138	- ± -	0.041	-	-
Alachlor	µg/l	0.253 ± 0.0151	- ± -	0.0303	-	-
Alachlor-t-acid (Alachlor-OA)	µg/l	0.165 ± 0.0102	- ± -	0.0247	-	-
Alachlor-t-sulfonic acid (Alachlor-ESA)	µg/l	0.414 ± 0.023	- ± -	0.0397	-	-
AMPA	µg/l	0.436 ± 0.0433	- ± -	0.0567	-	-
Bentazone	µg/l	0.25 ± 0.00846	- ± -	0.0375	-	-
Chlorothalonil Metabolite R611965 (3-carbamyl-2,4,5-trichlorobenzoic acid)	µg/l	0.654 ± 0.0615	- ± -	0.0785	-	-
Chlorothalonil sulfonic acid (Chlorothalonil-ESA)	µg/l	0.514 ± 0.0499	- ± -	0.0875	-	-
Dicamba	µg/l	0.441 ± 0.0329	- ± -	0.0882	-	-
Dichlorprop	µg/l	0.183 ± 0.00775	- ± -	0.022	-	-
Dimethachlor Metabolite - CGA 369873	µg/l	0.292 ± 0.0126	- ± -	0.0211	-	-
Glufosinate	µg/l	0.29 ± 0.0424	- ± -	0.0987	-	-
Glyphosate	µg/l	- ± -	- ± -	-	-	-
MCPP (Mecoprop)	µg/l	0.108 ± 0.00421	- ± -	0.0141	-	-
Metazachlor	µg/l	- ± -	- ± -	-	-	-
Metazachlor ethane sulfonic acid (Metazachlor-ESA)	µg/l	0.961 ± 0.0475	- ± -	0.183	-	-
Metazachlor oxanilic acid (Metazachlor-OA)	µg/l	0.811 ± 0.101	- ± -	0.17	-	-
Metolachlor	µg/l	- ± -	- ± -	-	-	-
s-Metolachlor ethanesulfonic acid (Metolachlor-ESA)	µg/l	0.418 ± 0.0197	- ± -	0.0836	-	-
s-Metolachlor oxanilic acid (Metolachlor-OA)	µg/l	0.88 ± 0.045	- ± -	0.123	-	-
Chlorothalonil-4-hydroxy	µg/l	0.139 ± 0.0117	- ± -	0.0139	-	-
Chlorothalonil Metabolite R471811	µg/l	0.381 ± 0.0261	- ± -	0.0419	-	-

Parameter	Unit	Assigned value ± U (k=2)	Result ± U	Criterion	Recovery [%]	En-Score
Chlorothalonil Metabolite R611968	µg/l	0.505 ± 0.0334	- ± -	0.0409	-	-
Chlorothalonil Metabolite SYN507900	µg/l	0.192 ± 0.017	- ± -	0.025	-	-
Chlorothalonil Metabolite SYN548580	µg/l	- ± -	- ± -	-	-	-
Chlorothalonil Metabolite SYN548581	µg/l	- ± -	- ± -	-	-	-

Sample: H110B

Parameter	Unit	Assigned value ± U (k=2)	Result ± U	Criterion	Recovery [%]	En-Score
2,4,5-Trichlorophenoxyacetic acid	µg/l	0.121 ± 0.00822	- ± -	0.0219	-	-
2,4-D (2,4-Dichlorphenoxyaceticacid)	µg/l	0.783 ± 0.0325	- ± -	0.11	-	-
Alachlor	µg/l	0.776 ± 0.0446	- ± -	0.0931	-	-
Alachlor-t-acid (Alachlor-OA)	µg/l	0.115 ± 0.00792	- ± -	0.0172	-	-
Alachlor-t-sulfonic acid (Alachlor-ESA)	µg/l	0.216 ± 0.0151	- ± -	0.028	-	-
AMPA	µg/l	0.329 ± 0.0339	- ± -	0.0428	-	-
Bentazone	µg/l	0.498 ± 0.0158	- ± -	0.0747	-	-
Chlorothalonil Metabolite R611965 (3-carbamyl-2,4,5-trichlorobenzoic acid)	µg/l	0.253 ± 0.0187	- ± -	0.023	-	-
Chlorothalonil sulfonic acid (Chlorothalonil-ESA)	µg/l	0.186 ± 0.0187	- ± -	0.0334	-	-
Dicamba	µg/l	0.487 ± 0.0444	- ± -	0.0973	-	-
Dichlorprop	µg/l	0.192 ± 0.00877	- ± -	0.023	-	-
Dimethachlor Metabolite - CGA 369873	µg/l	0.115 ± 0.0103	- ± -	0.0195	-	-
Glufosinate	µg/l	0.127 ± 0.0221	- ± -	0.0432	-	-
Glyphosate	µg/l	0.713 ± 0.069	- ± -	0.143	-	-
MCPP (Mecoprop)	µg/l	0.449 ± 0.016	- ± -	0.0584	-	-
Metazachlor	µg/l	0.222 ± 0.0101	- ± -	0.0266	-	-
Metazachlor ethane sulfonic acid (Metazachlor-ESA)	µg/l	0.177 ± 0.0116	- ± -	0.0337	-	-
Metazachlor oxanilic acid	µg/l	0.313 ± 0.0285	- ± -	0.0658	-	-



Parameter	Unit	Assigned value ± U (k=2)	Result ± U	Criterion Recovery [%]	En-Score
(Metazachlor-OA)					
Metolachlor	µg/l	0.268 ± 0.0145	- ± -	0.0402	-
s-Metolachlor ethanesulfonic acid (Metolachlor-ESA)	µg/l	0.334 ± 0.0211	- ± -	0.0668	-
s-Metolachlor oxanilic acid (Metolachlor-OA)	µg/l	0.636 ± 0.0326	- ± -	0.089	-
Chlorothalonil-4-hydroxy	µg/l	0.704 ± 0.119	- ± -	0.155	-
Chlorothalonil Metabolite R471811	µg/l	0.678 ± 0.0614	- ± -	0.102	-
Chlorothalonil Metabolite R611968	µg/l	0.332 ± 0.0236	- ± -	0.0288	-
Chlorothalonil Metabolite SYN507900	µg/l	0.383 ± 0.0238	- ± -	0.0337	-
Chlorothalonil Metabolite SYN548580	µg/l	- ± -	- ± -	-	-
Chlorothalonil Metabolite SYN548581	µg/l	- ± -	- ± -	-	-

Sample: H110A

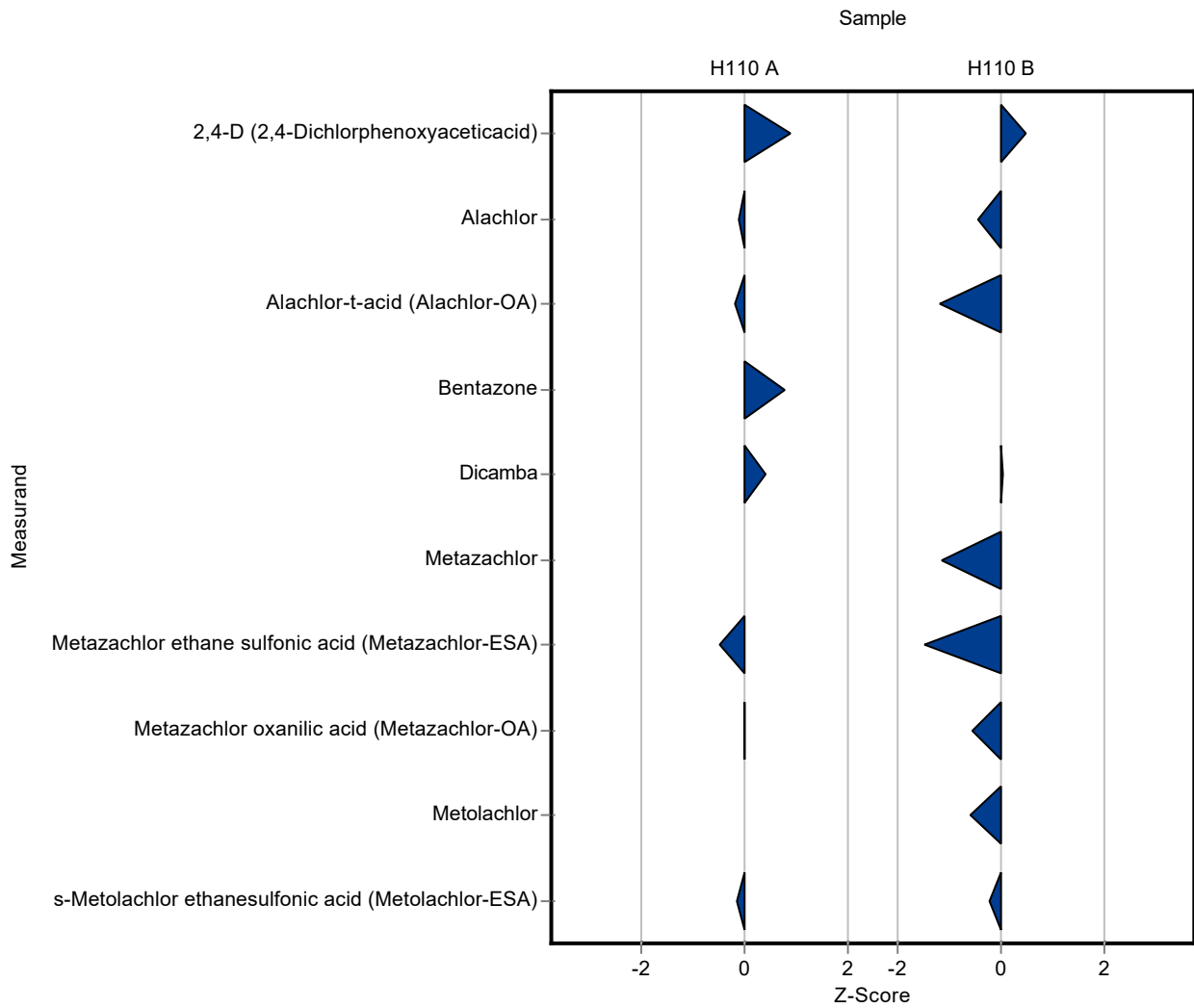
Parameter	Unit	Assigned value ± U (k=2)	Result ± U	Criterion	Recovery [%]	z-Score
2,4,5-Trichlorophenoxyacetic acid	µg/l	0.637 ± 0.0325	- ± -	0.115	-	-
2,4-D (2,4-Dichlorophenoxyacetic acid)	µg/l	0.293 ± 0.0138	0.33 ± 0.109	0.041	113	0.90
Alachlor	µg/l	0.253 ± 0.0151	0.249 ± 0.084	0.0303	98.6	-0.12
Alachlor-t-acid (Alachlor-OA)	µg/l	0.165 ± 0.0102	0.16 ± 0.054	0.0247	97.2	-0.18
Alachlor-t-sulfonic acid (Alachlor-ESA)	µg/l	0.414 ± 0.023	- ± -	0.0397	-	-
AMPA	µg/l	0.436 ± 0.0433	- ± -	0.0567	-	-
Bentazone	µg/l	0.25 ± 0.00846	0.28 ± 0.092	0.0375	112	0.79
Chlorothalonil Metabolite R611965 (3-carbamyl-2,4,5-trichlorobenzoic acid)	µg/l	0.654 ± 0.0615	- ± -	0.0785	-	-
Chlorothalonil sulfonic acid (Chlorothalonil-ESA)	µg/l	0.514 ± 0.0499	- ± -	0.0875	-	-
Dicamba	µg/l	0.441 ± 0.0329	0.478 ± 0.157	0.0882	108	0.42
Dichlorprop	µg/l	0.183 ± 0.00775	- ± -	0.022	-	-
Dimethachlor Metabolite - CGA 369873	µg/l	0.292 ± 0.0126	- ± -	0.0211	-	-
Glufosinate	µg/l	0.29 ± 0.0424	- ± -	0.0987	-	-
Glyphosate	µg/l	- ± -	- ± -	-	-	-
MCPP (Mecoprop)	µg/l	0.108 ± 0.00421	- ± -	0.0141	-	-
Metazachlor	µg/l	- ± -	<0.02 (LOQ) ± -	-	-	-
Metazachlor ethane sulfonic acid (Metazachlor-ESA)	µg/l	0.961 ± 0.0475	0.874 ± 0.294	0.183	90.9	-0.48
Metazachlor oxanilic acid (Metazachlor-OA)	µg/l	0.811 ± 0.101	0.813 ± 0.273	0.17	100	0.01
Metolachlor	µg/l	- ± -	<0.02 (LOQ) ± -	-	-	-
s-Metolachlor ethanesulfonic acid (Metolachlor-ESA)	µg/l	0.418 ± 0.0197	0.405 ± 0.136	0.0836	96.9	-0.15
s-Metolachlor oxanilic acid (Metolachlor-OA)	µg/l	0.88 ± 0.045	- ± -	0.123	-	-
Chlorothalonil-4-hydroxy	µg/l	0.139 ± 0.0117	- ± -	0.0139	-	-
Chlorothalonil Metabolite R471811	µg/l	0.381 ± 0.0261	- ± -	0.0419	-	-

Parameter	Unit	Assigned value ± U (k=2)	Result ± U	Criterion	Recovery [%]	z-Score
Chlorothalonil Metabolite R611968	µg/l	0.505 ± 0.0334	- ± -	0.0409	-	-
Chlorothalonil Metabolite SYN507900	µg/l	0.192 ± 0.017	- ± -	0.025	-	-
Chlorothalonil Metabolite SYN548580	µg/l	- ± -	- ± -	-	-	-
Chlorothalonil Metabolite SYN548581	µg/l	- ± -	- ± -	-	-	-

Sample: H110B

Parameter	Unit	Assigned value ± U (k=2)	Result ± U	Criterion	Recovery [%]	z-Score
2,4,5-Trichlorophenoxyacetic acid	µg/l	0.121 ± 0.00822	- ± -	0.0219	-	-
2,4-D (2,4-Dichlorphenoxyaceticacid)	µg/l	0.783 ± 0.0325	0.834 ± 0.274	0.11	107	0.47
Alachlor	µg/l	0.776 ± 0.0446	0.734 ± 0.246	0.0931	94.6	-0.45
Alachlor-t-acid (Alachlor-OA)	µg/l	0.115 ± 0.00792	0.094 ± 0.031	0.0172	81.8	-1.21
Alachlor-t-sulfonic acid (Alachlor-ESA)	µg/l	0.216 ± 0.0151	- ± -	0.028	-	-
AMPA	µg/l	0.329 ± 0.0339	- ± -	0.0428	-	-
Bentazone	µg/l	0.498 ± 0.0158	- ± -	0.0747	-	-
Chlorothalonil Metabolite R611965 (3-carbamyl-2,4,5-trichlorobenzoic acid)	µg/l	0.253 ± 0.0187	- ± -	0.023	-	-
Chlorothalonil sulfonic acid (Chlorothalonil-ESA)	µg/l	0.186 ± 0.0187	- ± -	0.0334	-	-
Dicamba	µg/l	0.487 ± 0.0444	0.491 ± 0.161	0.0973	101	0.04
Dichlorprop	µg/l	0.192 ± 0.00877	- ± -	0.023	-	-
Dimethachlor Metabolite - CGA 369873	µg/l	0.115 ± 0.0103	- ± -	0.0195	-	-
Glufosinate	µg/l	0.127 ± 0.0221	- ± -	0.0432	-	-
Glyphosate	µg/l	0.713 ± 0.069	- ± -	0.143	-	-
MCPP (Mecoprop)	µg/l	0.449 ± 0.016	- ± -	0.0584	-	-
Metazachlor	µg/l	0.222 ± 0.0101	0.191 ± 0.064	0.0266	86.1	-1.16
Metazachlor ethane sulfonic acid (Metazachlor-ESA)	µg/l	0.177 ± 0.0116	0.127 ± 0.043	0.0337	71.6	-1.49
Metazachlor oxanilic acid	µg/l	0.313 ± 0.0285	0.276 ± 0.093	0.0658	88.1	-0.57

Parameter	Unit	Assigned value ± U (k=2)	Result ± U	Criterion	Recovery [%]	z-Score
(Metazachlor-OA)						
Metolachlor	µg/l	0.268 ± 0.0145	0.243 ± 0.082	0.0402	90.7	-0.62
s-Metolachlor ethanesulfonic acid (Metolachlor-ESA)	µg/l	0.334 ± 0.0211	0.318 ± 0.107	0.0668	95.2	-0.24
s-Metolachlor oxanilic acid (Metolachlor-OA)	µg/l	0.636 ± 0.0326	- ± -	0.089	-	-
Chlorothalonil-4-hydroxy	µg/l	0.704 ± 0.119	- ± -	0.155	-	-
Chlorothalonil Metabolite R471811	µg/l	0.678 ± 0.0614	- ± -	0.102	-	-
Chlorothalonil Metabolite R611968	µg/l	0.332 ± 0.0236	- ± -	0.0288	-	-
Chlorothalonil Metabolite SYN507900	µg/l	0.383 ± 0.0238	- ± -	0.0337	-	-
Chlorothalonil Metabolite SYN548580	µg/l	- ± -	- ± -	-	-	-
Chlorothalonil Metabolite SYN548581	µg/l	- ± -	- ± -	-	-	-



Sample: H110A

Parameter	Unit	Assigned value ± U (k=2)	Result ± U	Criterion	Recovery [%]	En-Score
2,4,5-Trichlorophenoxyacetic acid	µg/l	0.637 ± 0.0325	- ± -	0.115	-	-
2,4-D (2,4-Dichlorphenoxyaceticacid)	µg/l	0.293 ± 0.0138	0.33 ± 0.109	0.041	113	0.17
Alachlor	µg/l	0.253 ± 0.0151	0.249 ± 0.084	0.0303	98.6	-0.02
Alachlor-t-acid (Alachlor-OA)	µg/l	0.165 ± 0.0102	0.16 ± 0.054	0.0247	97.2	-0.04
Alachlor-t-sulfonic acid (Alachlor-ESA)	µg/l	0.414 ± 0.023	- ± -	0.0397	-	-
AMPA	µg/l	0.436 ± 0.0433	- ± -	0.0567	-	-
Bentazone	µg/l	0.25 ± 0.00846	0.28 ± 0.092	0.0375	112	0.16
Chlorothalonil Metabolite R611965 (3-carbamyl-2,4,5-trichlorobenzoic acid)	µg/l	0.654 ± 0.0615	- ± -	0.0785	-	-
Chlorothalonil sulfonic acid (Chlorothalonil-ESA)	µg/l	0.514 ± 0.0499	- ± -	0.0875	-	-
Dicamba	µg/l	0.441 ± 0.0329	0.478 ± 0.157	0.0882	108	0.12
Dichlorprop	µg/l	0.183 ± 0.00775	- ± -	0.022	-	-
Dimethachlor Metabolite - CGA 369873	µg/l	0.292 ± 0.0126	- ± -	0.0211	-	-
Glufosinate	µg/l	0.29 ± 0.0424	- ± -	0.0987	-	-
Glyphosate	µg/l	- ± -	- ± -	-	-	-
MCPP (Mecoprop)	µg/l	0.108 ± 0.00421	- ± -	0.0141	-	-
Metazachlor	µg/l	- ± -	<0.02 (LOQ) ± -	-	-	-
Metazachlor ethane sulfonic acid (Metazachlor-ESA)	µg/l	0.961 ± 0.0475	0.874 ± 0.294	0.183	90.9	-0.15
Metazachlor oxanilic acid (Metazachlor-OA)	µg/l	0.811 ± 0.101	0.813 ± 0.273	0.17	100	0.00
Metolachlor	µg/l	- ± -	<0.02 (LOQ) ± -	-	-	-
s-Metolachlor ethanesulfonic acid (Metolachlor-ESA)	µg/l	0.418 ± 0.0197	0.405 ± 0.136	0.0836	96.9	-0.05
s-Metolachlor oxanilic acid (Metolachlor-OA)	µg/l	0.88 ± 0.045	- ± -	0.123	-	-
Chlorothalonil-4-hydroxy	µg/l	0.139 ± 0.0117	- ± -	0.0139	-	-
Chlorothalonil Metabolite R471811	µg/l	0.381 ± 0.0261	- ± -	0.0419	-	-

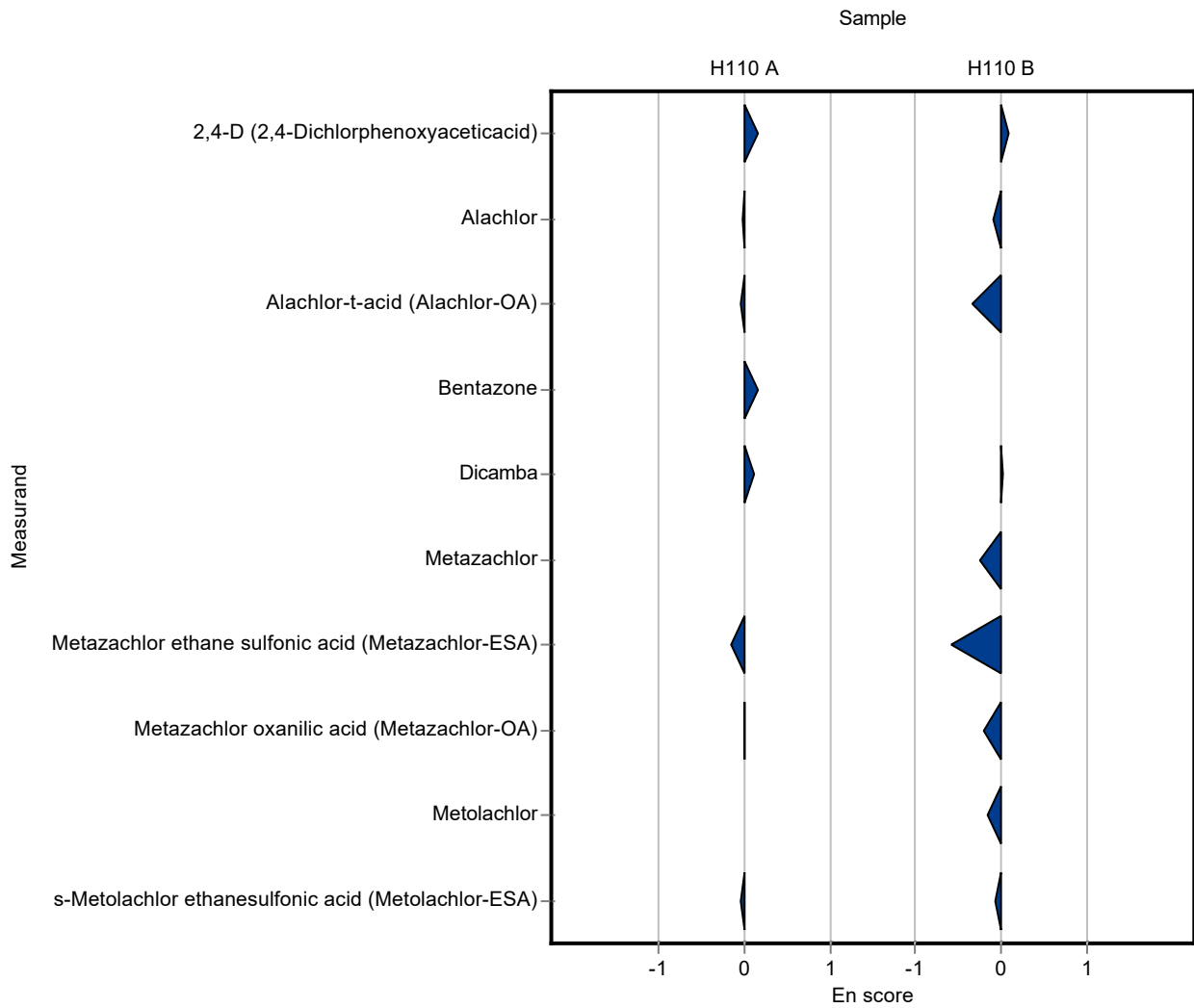
Parameter	Unit	Assigned value ± U (k=2)	Result ± U	Criterion	Recovery [%]	En-Score
Chlorothalonil Metabolite R611968	µg/l	0.505 ± 0.0334	- ± -	0.0409	-	-
Chlorothalonil Metabolite SYN507900	µg/l	0.192 ± 0.017	- ± -	0.025	-	-
Chlorothalonil Metabolite SYN548580	µg/l	- ± -	- ± -	-	-	-
Chlorothalonil Metabolite SYN548581	µg/l	- ± -	- ± -	-	-	-

Sample: H110B

Parameter	Unit	Assigned value ± U (k=2)	Result ± U	Criterion	Recovery [%]	En-Score
2,4,5-Trichlorophenoxyacetic acid	µg/l	0.121 ± 0.00822	- ± -	0.0219	-	-
2,4-D (2,4-Dichlorphenoxyaceticacid)	µg/l	0.783 ± 0.0325	0.834 ± 0.274	0.11	107	0.09
Alachlor	µg/l	0.776 ± 0.0446	0.734 ± 0.246	0.0931	94.6	-0.08
Alachlor-t-acid (Alachlor-OA)	µg/l	0.115 ± 0.00792	0.094 ± 0.031	0.0172	81.8	-0.33
Alachlor-t-sulfonic acid (Alachlor-ESA)	µg/l	0.216 ± 0.0151	- ± -	0.028	-	-
AMPA	µg/l	0.329 ± 0.0339	- ± -	0.0428	-	-
Bentazone	µg/l	0.498 ± 0.0158	- ± -	0.0747	-	-
Chlorothalonil Metabolite R611965 (3-carbamyl-2,4,5-trichlorobenzoic acid)	µg/l	0.253 ± 0.0187	- ± -	0.023	-	-
Chlorothalonil sulfonic acid (Chlorothalonil-ESA)	µg/l	0.186 ± 0.0187	- ± -	0.0334	-	-
Dicamba	µg/l	0.487 ± 0.0444	0.491 ± 0.161	0.0973	101	0.01
Dichlorprop	µg/l	0.192 ± 0.00877	- ± -	0.023	-	-
Dimethachlor Metabolite - CGA 369873	µg/l	0.115 ± 0.0103	- ± -	0.0195	-	-
Glufosinate	µg/l	0.127 ± 0.0221	- ± -	0.0432	-	-
Glyphosate	µg/l	0.713 ± 0.069	- ± -	0.143	-	-
MCPP (Mecoprop)	µg/l	0.449 ± 0.016	- ± -	0.0584	-	-
Metazachlor	µg/l	0.222 ± 0.0101	0.191 ± 0.064	0.0266	86.1	-0.24
Metazachlor ethane sulfonic acid (Metazachlor-ESA)	µg/l	0.177 ± 0.0116	0.127 ± 0.043	0.0337	71.6	-0.58
Metazachlor oxanilic acid	µg/l	0.313 ± 0.0285	0.276 ± 0.093	0.0658	88.1	-0.20

Parameter	Unit	Assigned value ± U (k=2)	Result ± U	Criterion	Recovery [%]	En-Score
(Metazachlor-OA)						
Metolachlor	µg/l	0.268 ± 0.0145	0.243 ± 0.082	0.0402	90.7	-0.15
s-Metolachlor ethanesulfonic acid (Metolachlor-ESA)	µg/l	0.334 ± 0.0211	0.318 ± 0.107	0.0668	95.2	-0.07
s-Metolachlor oxanilic acid (Metolachlor-OA)	µg/l	0.636 ± 0.0326	- ± -	0.089	-	-
Chlorothalonil-4-hydroxy	µg/l	0.704 ± 0.119	- ± -	0.155	-	-
Chlorothalonil Metabolite R471811	µg/l	0.678 ± 0.0614	- ± -	0.102	-	-
Chlorothalonil Metabolite R611968	µg/l	0.332 ± 0.0236	- ± -	0.0288	-	-
Chlorothalonil Metabolite SYN507900	µg/l	0.383 ± 0.0238	- ± -	0.0337	-	-
Chlorothalonil Metabolite SYN548580	µg/l	- ± -	- ± -	-	-	-
Chlorothalonil Metabolite SYN548581	µg/l	- ± -	- ± -	-	-	-





Sample: H110A

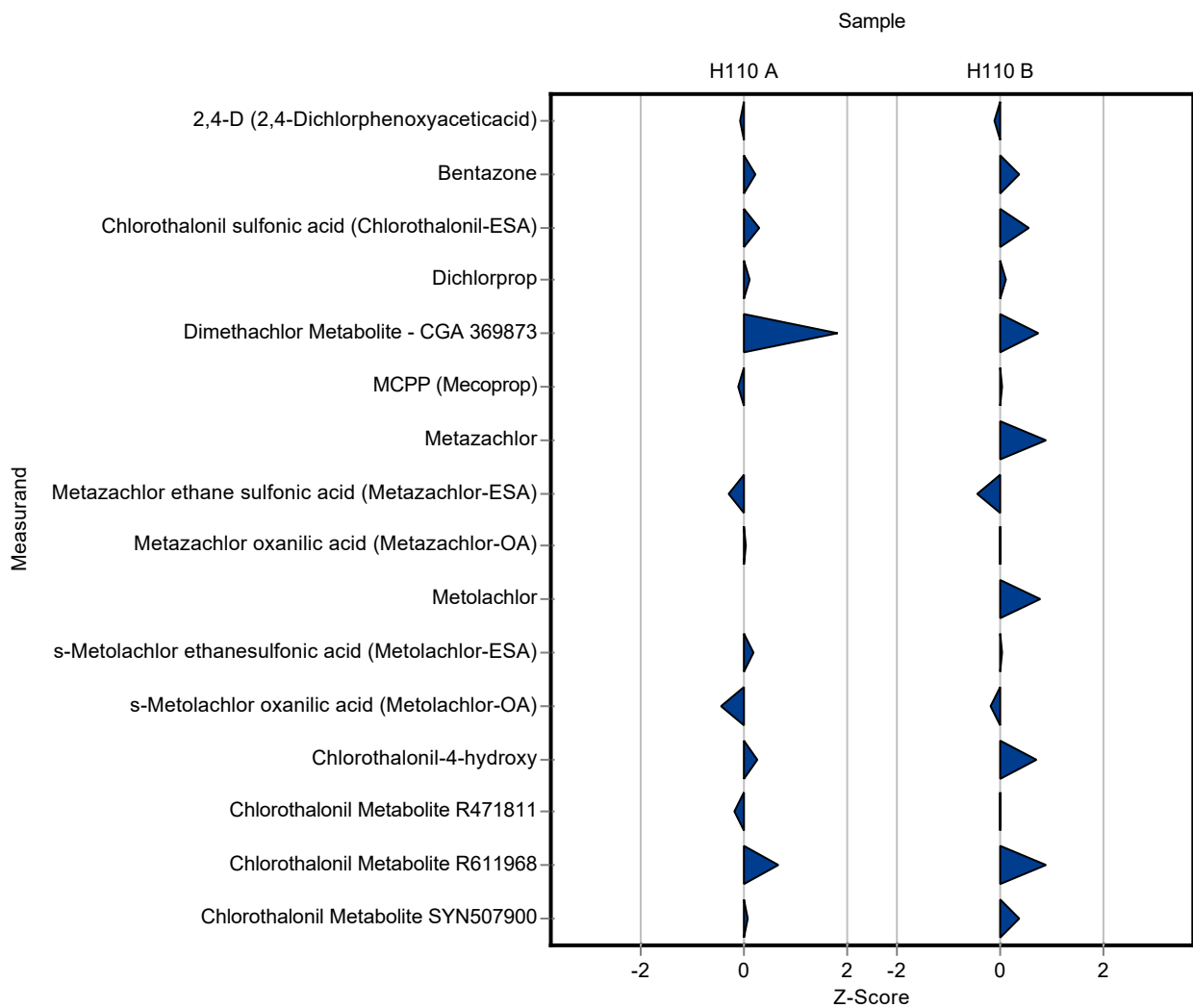
Parameter	Unit	Assigned value ± U (k=2)	Result ± U	Criterion	Recovery [%]	z-Score
2,4,5-Trichlorophenoxyacetic acid	µg/l	0.637 ± 0.0325	- ± -	0.115	-	-
2,4-D (2,4-Dichlorphenoxyaceticacid)	µg/l	0.293 ± 0.0138	0.291 ± 0.044	0.041	99.3	-0.05
Alachlor	µg/l	0.253 ± 0.0151	- ± -	0.0303	-	-
Alachlor-t-acid (Alachlor-OA)	µg/l	0.165 ± 0.0102	- ± -	0.0247	-	-
Alachlor-t-sulfonic acid (Alachlor-ESA)	µg/l	0.414 ± 0.023	- ± -	0.0397	-	-
AMPA	µg/l	0.436 ± 0.0433	- ± -	0.0567	-	-
Bentazone	µg/l	0.25 ± 0.00846	0.259 ± 0.039	0.0375	104	0.23
Chlorothalonil Metabolite R611965 (3-carbamyl-2,4,5-trichlorobenzoic acid)	µg/l	0.654 ± 0.0615	- ± -	0.0785	-	-
Chlorothalonil sulfonic acid (Chlorothalonil-ESA)	µg/l	0.514 ± 0.0499	0.54 ± 0.081	0.0875	105	0.29
Dicamba	µg/l	0.441 ± 0.0329	- ± -	0.0882	-	-
Dichlorprop	µg/l	0.183 ± 0.00775	0.186 ± 0.028	0.022	102	0.13
Dimethachlor Metabolite - CGA 369873	µg/l	0.292 ± 0.0126	0.331 ± 0.05	0.0211	113	1.84
Glufosinate	µg/l	0.29 ± 0.0424	- ± -	0.0987	-	-
Glyphosate	µg/l	- ± -	- ± -	-	-	-
MCPP (Mecoprop)	µg/l	0.108 ± 0.00421	0.107 ± 0.016	0.0141	98.8	-0.09
Metazachlor	µg/l	- ± -	<0.02 (LOQ) ± -	-	-	-
Metazachlor ethane sulfonic acid (Metazachlor-ESA)	µg/l	0.961 ± 0.0475	0.906 ± 0.136	0.183	94.2	-0.30
Metazachlor oxanilic acid (Metazachlor-OA)	µg/l	0.811 ± 0.101	0.821 ± 0.123	0.17	101	0.06
Metolachlor	µg/l	- ± -	<0.02 (LOQ) ± -	-	-	-
s-Metolachlor ethanesulfonic acid (Metolachlor-ESA)	µg/l	0.418 ± 0.0197	0.434 ± 0.065	0.0836	104	0.19
s-Metolachlor oxanilic acid (Metolachlor-OA)	µg/l	0.88 ± 0.045	0.826 ± 0.124	0.123	93.8	-0.44
Chlorothalonil-4-hydroxy	µg/l	0.139 ± 0.0117	0.143 ± 0.021	0.0139	103	0.28
Chlorothalonil Metabolite R471811	µg/l	0.381 ± 0.0261	0.373 ± 0.056	0.0419	97.8	-0.20

Parameter	Unit	Assigned value ± U (k=2)	Result ± U	Criterion	Recovery [%]	z-Score
Chlorothalonil Metabolite R611968	µg/l	0.505 ± 0.0334	0.532 ± 0.08	0.0409	105	0.67
Chlorothalonil Metabolite SYN507900	µg/l	0.192 ± 0.017	0.194 ± 0.029	0.025	101	0.08
Chlorothalonil Metabolite SYN548580	µg/l	- ± -	0.485 ± 0.073	-	-	-
Chlorothalonil Metabolite SYN548581	µg/l	- ± -	- ± -	-	-	-

Sample: H110B

Parameter	Unit	Assigned value ± U (k=2)	Result ± U	Criterion	Recovery [%]	z-Score
2,4,5-Trichlorophenoxyacetic acid	µg/l	0.121 ± 0.00822	- ± -	0.0219	-	-
2,4-D (2,4-Dichlorphenoxyaceticacid)	µg/l	0.783 ± 0.0325	0.768 ± 0.115	0.11	98.1	-0.13
Alachlor	µg/l	0.776 ± 0.0446	- ± -	0.0931	-	-
Alachlor-t-acid (Alachlor-OA)	µg/l	0.115 ± 0.00792	- ± -	0.0172	-	-
Alachlor-t-sulfonic acid (Alachlor-ESA)	µg/l	0.216 ± 0.0151	- ± -	0.028	-	-
AMPA	µg/l	0.329 ± 0.0339	- ± -	0.0428	-	-
Bentazone	µg/l	0.498 ± 0.0158	0.524 ± 0.079	0.0747	105	0.35
Chlorothalonil Metabolite R611965 (3-carbamyl-2,4,5-trichlorobenzoic acid)	µg/l	0.253 ± 0.0187	- ± -	0.023	-	-
Chlorothalonil sulfonic acid (Chlorothalonil-ESA)	µg/l	0.186 ± 0.0187	0.204 ± 0.031	0.0334	110	0.55
Dicamba	µg/l	0.487 ± 0.0444	- ± -	0.0973	-	-
Dichlorprop	µg/l	0.192 ± 0.00877	0.194 ± 0.029	0.023	101	0.09
Dimethachlor Metabolite - CGA 369873	µg/l	0.115 ± 0.0103	0.129 ± 0.019	0.0195	113	0.74
Glufosinate	µg/l	0.127 ± 0.0221	- ± -	0.0432	-	-
Glyphosate	µg/l	0.713 ± 0.069	- ± -	0.143	-	-
MCPP (Mecoprop)	µg/l	0.449 ± 0.016	0.451 ± 0.068	0.0584	100	0.03
Metazachlor	µg/l	0.222 ± 0.0101	0.246 ± 0.037	0.0266	111	0.90
Metazachlor ethane sulfonic acid (Metazachlor-ESA)	µg/l	0.177 ± 0.0116	0.162 ± 0.024	0.0337	91.3	-0.46
Metazachlor oxanilic acid	µg/l	0.313 ± 0.0285	0.313 ± 0.047	0.0658	99.9	-0.01

Parameter	Unit	Assigned value ± U (k=2)	Result ± U	Criterion	Recovery [%]	z-Score
(Metazachlor-OA)						
Metolachlor	µg/l	0.268 ± 0.0145	0.299 ± 0.045	0.0402	112	0.77
s-Metolachlor ethanesulfonic acid (Metolachlor-ESA)	µg/l	0.334 ± 0.0211	0.337 ± 0.051	0.0668	101	0.05
s-Metolachlor oxanilic acid (Metolachlor-OA)	µg/l	0.636 ± 0.0326	0.617 ± 0.093	0.089	97.1	-0.21
Chlorothalonil-4-hydroxy	µg/l	0.704 ± 0.119	0.812 ± 0.122	0.155	115	0.70
Chlorothalonil Metabolite R471811	µg/l	0.678 ± 0.0614	0.679 ± 0.102	0.102	100	0.01
Chlorothalonil Metabolite R611968	µg/l	0.332 ± 0.0236	0.357 ± 0.054	0.0288	108	0.88
Chlorothalonil Metabolite SYN507900	µg/l	0.383 ± 0.0238	0.395 ± 0.059	0.0337	103	0.37
Chlorothalonil Metabolite SYN548580	µg/l	- ± -	0.232 ± 0.035	-	-	-
Chlorothalonil Metabolite SYN548581	µg/l	- ± -	- ± -	-	-	-



Sample: H110A

Parameter	Unit	Assigned value ± U (k=2)	Result ± U	Criterion	Recovery [%]	En-Score
2,4,5-Trichlorophenoxyacetic acid	µg/l	0.637 ± 0.0325	- ± -	0.115	-	-
2,4-D (2,4-Dichlorphenoxyaceticacid)	µg/l	0.293 ± 0.0138	0.291 ± 0.044	0.041	99.3	-0.02
Alachlor	µg/l	0.253 ± 0.0151	- ± -	0.0303	-	-
Alachlor-t-acid (Alachlor-OA)	µg/l	0.165 ± 0.0102	- ± -	0.0247	-	-
Alachlor-t-sulfonic acid (Alachlor-ESA)	µg/l	0.414 ± 0.023	- ± -	0.0397	-	-
AMPA	µg/l	0.436 ± 0.0433	- ± -	0.0567	-	-
Bentazone	µg/l	0.25 ± 0.00846	0.259 ± 0.039	0.0375	104	0.11
Chlorothalonil Metabolite R611965 (3-carbamyl-2,4,5-trichlorobenzoic acid)	µg/l	0.654 ± 0.0615	- ± -	0.0785	-	-
Chlorothalonil sulfonic acid (Chlorothalonil-ESA)	µg/l	0.514 ± 0.0499	0.54 ± 0.081	0.0875	105	0.15
Dicamba	µg/l	0.441 ± 0.0329	- ± -	0.0882	-	-
Dichlorprop	µg/l	0.183 ± 0.00775	0.186 ± 0.028	0.022	102	0.05
Dimethachlor Metabolite - CGA 369873	µg/l	0.292 ± 0.0126	0.331 ± 0.05	0.0211	113	0.38
Glufosinate	µg/l	0.29 ± 0.0424	- ± -	0.0987	-	-
Glyphosate	µg/l	- ± -	- ± -	-	-	-
MCPP (Mecoprop)	µg/l	0.108 ± 0.00421	0.107 ± 0.016	0.0141	98.8	-0.04
Metazachlor	µg/l	- ± -	<0.02 (LOQ) ± -	-	-	-
Metazachlor ethane sulfonic acid (Metazachlor-ESA)	µg/l	0.961 ± 0.0475	0.906 ± 0.136	0.183	94.2	-0.20
Metazachlor oxanilic acid (Metazachlor-OA)	µg/l	0.811 ± 0.101	0.821 ± 0.123	0.17	101	0.04
Metolachlor	µg/l	- ± -	<0.02 (LOQ) ± -	-	-	-
s-Metolachlor ethanesulfonic acid (Metolachlor-ESA)	µg/l	0.418 ± 0.0197	0.434 ± 0.065	0.0836	104	0.12
s-Metolachlor oxanilic acid (Metolachlor-OA)	µg/l	0.88 ± 0.045	0.826 ± 0.124	0.123	93.8	-0.22
Chlorothalonil-4-hydroxy	µg/l	0.139 ± 0.0117	0.143 ± 0.021	0.0139	103	0.09
Chlorothalonil Metabolite R471811	µg/l	0.381 ± 0.0261	0.373 ± 0.056	0.0419	97.8	-0.07

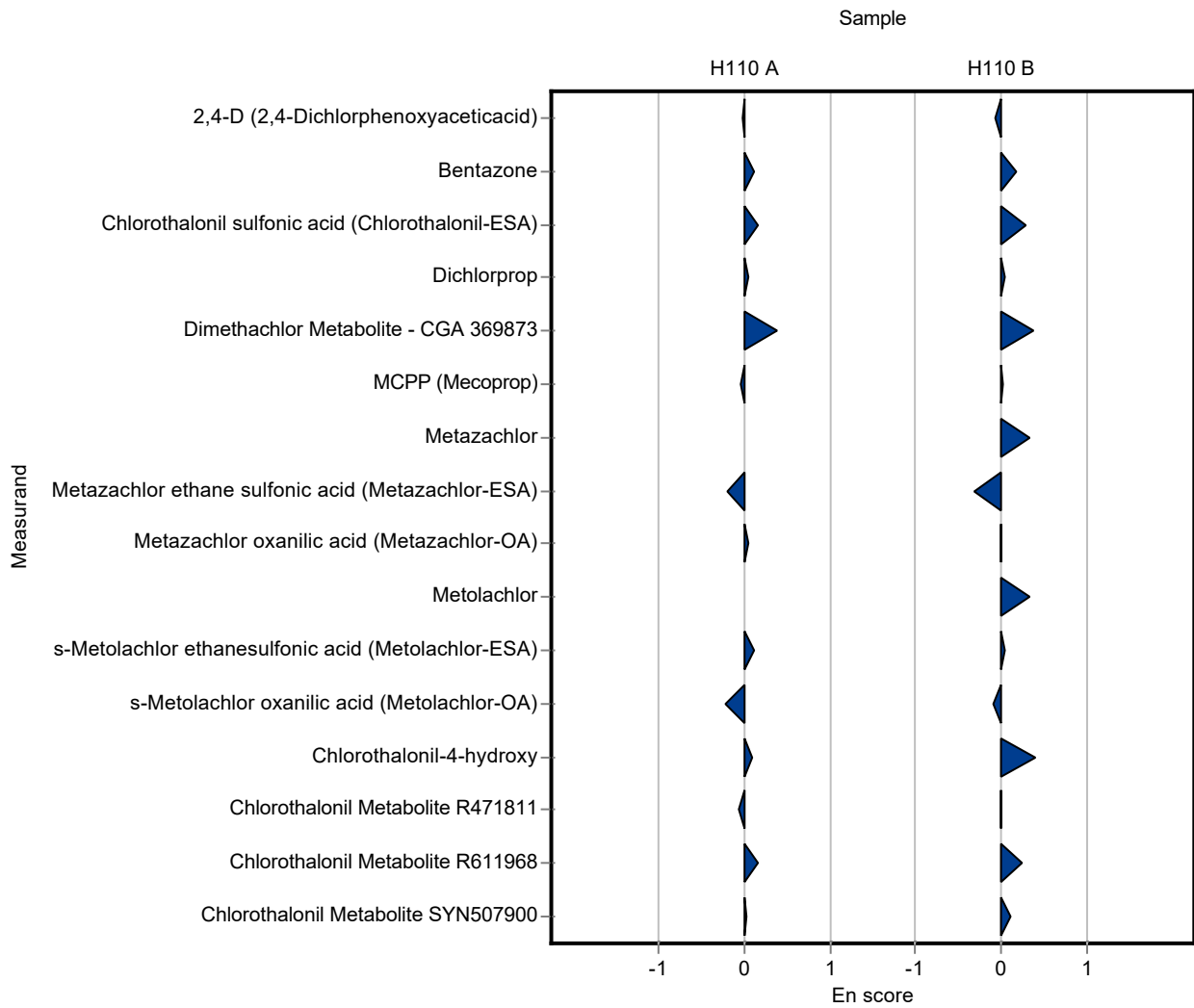
Parameter	Unit	Assigned value ± U (k=2)	Result ± U	Criterion	Recovery [%]	En-Score
Chlorothalonil Metabolite R611968	µg/l	0.505 ± 0.0334	0.532 ± 0.08	0.0409	105	0.17
Chlorothalonil Metabolite SYN507900	µg/l	0.192 ± 0.017	0.194 ± 0.029	0.025	101	0.03
Chlorothalonil Metabolite SYN548580	µg/l	- ± -	0.485 ± 0.073	-	-	-
Chlorothalonil Metabolite SYN548581	µg/l	- ± -	- ± -	-	-	-

Sample: H110B

Parameter	Unit	Assigned value ± U (k=2)	Result ± U	Criterion	Recovery [%]	En-Score
2,4,5-Trichlorophenoxyacetic acid	µg/l	0.121 ± 0.00822	- ± -	0.0219	-	-
2,4-D (2,4-Dichlorphenoxyaceticacid)	µg/l	0.783 ± 0.0325	0.768 ± 0.115	0.11	98.1	-0.06
Alachlor	µg/l	0.776 ± 0.0446	- ± -	0.0931	-	-
Alachlor-t-acid (Alachlor-OA)	µg/l	0.115 ± 0.00792	- ± -	0.0172	-	-
Alachlor-t-sulfonic acid (Alachlor-ESA)	µg/l	0.216 ± 0.0151	- ± -	0.028	-	-
AMPA	µg/l	0.329 ± 0.0339	- ± -	0.0428	-	-
Bentazone	µg/l	0.498 ± 0.0158	0.524 ± 0.079	0.0747	105	0.16
Chlorothalonil Metabolite R611965 (3-carbamyl-2,4,5-trichlorobenzoic acid)	µg/l	0.253 ± 0.0187	- ± -	0.023	-	-
Chlorothalonil sulfonic acid (Chlorothalonil-ESA)	µg/l	0.186 ± 0.0187	0.204 ± 0.031	0.0334	110	0.28
Dicamba	µg/l	0.487 ± 0.0444	- ± -	0.0973	-	-
Dichlorprop	µg/l	0.192 ± 0.00877	0.194 ± 0.029	0.023	101	0.04
Dimethachlor Metabolite - CGA 369873	µg/l	0.115 ± 0.0103	0.129 ± 0.019	0.0195	113	0.36
Glufosinate	µg/l	0.127 ± 0.0221	- ± -	0.0432	-	-
Glyphosate	µg/l	0.713 ± 0.069	- ± -	0.143	-	-
MCPP (Mecoprop)	µg/l	0.449 ± 0.016	0.451 ± 0.068	0.0584	100	0.01
Metazachlor	µg/l	0.222 ± 0.0101	0.246 ± 0.037	0.0266	111	0.32
Metazachlor ethane sulfonic acid (Metazachlor-ESA)	µg/l	0.177 ± 0.0116	0.162 ± 0.024	0.0337	91.3	-0.31
Metazachlor oxanilic acid	µg/l	0.313 ± 0.0285	0.313 ± 0.047	0.0658	99.9	0.00

Parameter	Unit	Assigned value ± U (k=2)	Result ± U	Criterion	Recovery [%]	En-Score
(Metazachlor-OA)						
Metolachlor	µg/l	0.268 ± 0.0145	0.299 ± 0.045	0.0402	112	0.34
s-Metolachlor ethanesulfonic acid (Metolachlor-ESA)	µg/l	0.334 ± 0.0211	0.337 ± 0.051	0.0668	101	0.03
s-Metolachlor oxanilic acid (Metolachlor-OA)	µg/l	0.636 ± 0.0326	0.617 ± 0.093	0.089	97.1	-0.10
Chlorothalonil-4-hydroxy	µg/l	0.704 ± 0.119	0.812 ± 0.122	0.155	115	0.40
Chlorothalonil Metabolite R471811	µg/l	0.678 ± 0.0614	0.679 ± 0.102	0.102	100	0.00
Chlorothalonil Metabolite R611968	µg/l	0.332 ± 0.0236	0.357 ± 0.054	0.0288	108	0.23
Chlorothalonil Metabolite SYN507900	µg/l	0.383 ± 0.0238	0.395 ± 0.059	0.0337	103	0.10
Chlorothalonil Metabolite SYN548580	µg/l	- ± -	0.232 ± 0.035	-	-	-
Chlorothalonil Metabolite SYN548581	µg/l	- ± -	- ± -	-	-	-





Sample: H110A

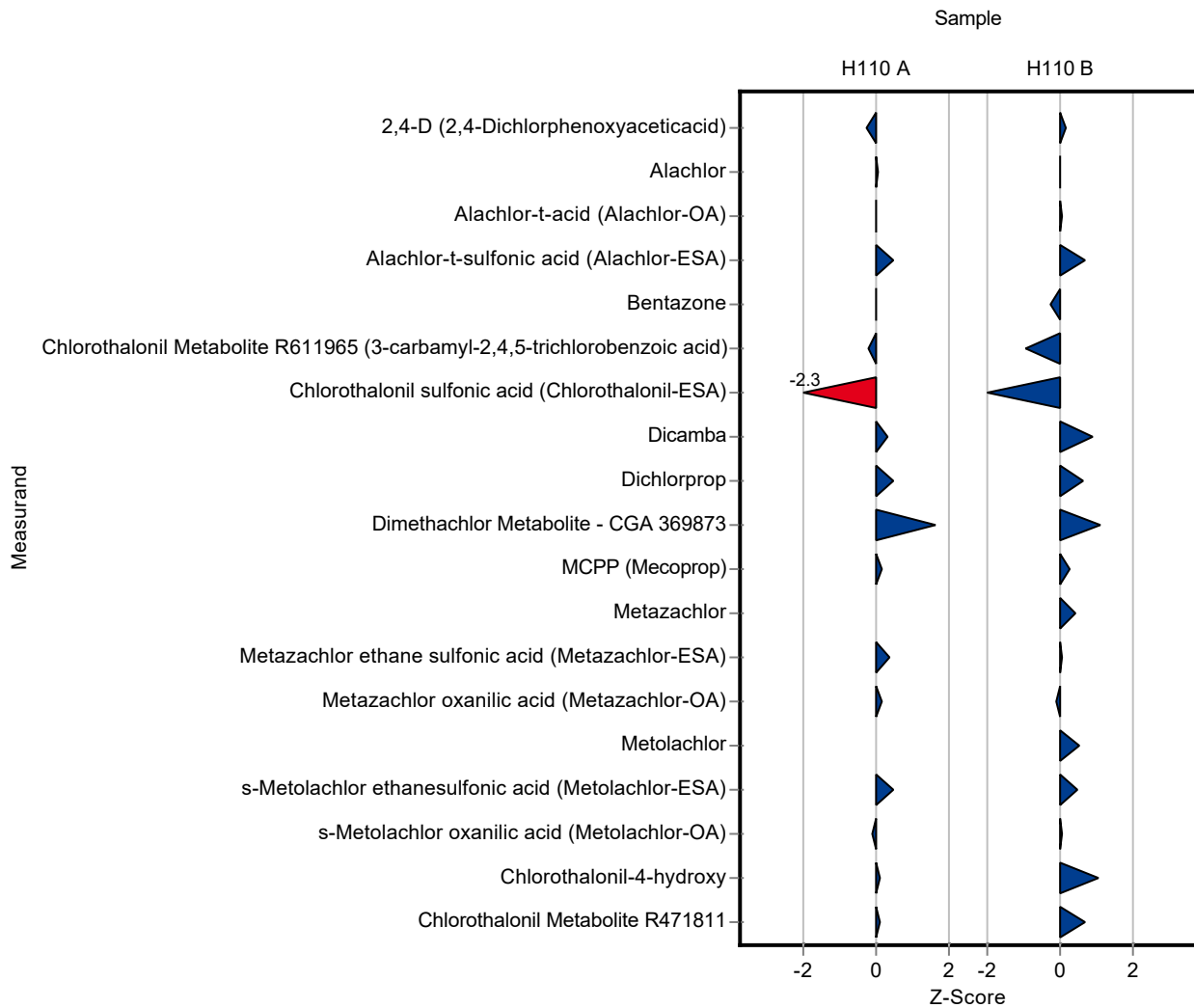
Parameter	Unit	Assigned value ± U (k=2)	Result ± U	Criterion	Recovery [%]	z-Score
2,4,5-Trichlorophenoxyacetic acid	µg/l	0.637 ± 0.0325	- ± -	0.115	-	-
2,4-D (2,4-Dichlorophenoxyacetic acid)	µg/l	0.293 ± 0.0138	0.282 ± 0.092	0.041	96.2	-0.27
Alachlor	µg/l	0.253 ± 0.0151	0.253 ± 0.078	0.0303	100	0.02
Alachlor-t-acid (Alachlor-OA)	µg/l	0.165 ± 0.0102	0.164 ± 0.031	0.0247	99.6	-0.02
Alachlor-t-sulfonic acid (Alachlor-ESA)	µg/l	0.414 ± 0.023	0.432 ± 0.112	0.0397	104	0.45
AMPA	µg/l	0.436 ± 0.0433	- ± -	0.0567	-	-
Bentazone	µg/l	0.25 ± 0.00846	0.249 ± 0.036	0.0375	99.5	-0.03
Chlorothalonil Metabolite R611965 (3-carbamyl-2,4,5-trichlorobenzoic acid)	µg/l	0.654 ± 0.0615	0.637 ± 0.189	0.0785	97.4	-0.22
Chlorothalonil sulfonic acid (Chlorothalonil-ESA)	µg/l	0.514 ± 0.0499	0.317 ± 0.057	0.0875	61.6	-2.26
Dicamba	µg/l	0.441 ± 0.0329	0.468 ± 0.157	0.0882	106	0.31
Dichlorprop	µg/l	0.183 ± 0.00775	0.193 ± 0.033	0.022	105	0.44
Dimethachlor Metabolite - CGA 369873	µg/l	0.292 ± 0.0126	0.326 ± 0.119	0.0211	112	1.60
Glufosinate	µg/l	0.29 ± 0.0424	- ± -	0.0987	-	-
Glyphosate	µg/l	- ± -	- ± -	-	-	-
MCPP (Mecoprop)	µg/l	0.108 ± 0.00421	0.11 ± 0.018	0.0141	102	0.12
Metazachlor	µg/l	- ± -	<0.03 (LOQ) ± -	-	-	-
Metazachlor ethane sulfonic acid (Metazachlor-ESA)	µg/l	0.961 ± 0.0475	1.02 ± 0.236	0.183	106	0.32
Metazachlor oxanilic acid (Metazachlor-OA)	µg/l	0.811 ± 0.101	0.835 ± 0.228	0.17	103	0.14
Metolachlor	µg/l	- ± -	<0.03 (LOQ) ± -	-	-	-
s-Metolachlor ethanesulfonic acid (Metolachlor-ESA)	µg/l	0.418 ± 0.0197	0.455 ± 0.137	0.0836	109	0.45
s-Metolachlor oxanilic acid (Metolachlor-OA)	µg/l	0.88 ± 0.045	0.866 ± 0.183	0.123	98.4	-0.12
Chlorothalonil-4-hydroxy	µg/l	0.139 ± 0.0117	0.14 ± 0.019	0.0139	101	0.06
Chlorothalonil Metabolite R471811	µg/l	0.381 ± 0.0261	0.384 ± 0.077	0.0419	101	0.07

Parameter	Unit	Assigned value ± U (k=2)	Result ± U	Criterion	Recovery [%]	z-Score
Chlorothalonil Metabolite R611968	µg/l	0.505 ± 0.0334	- ± -	0.0409	-	-
Chlorothalonil Metabolite SYN507900	µg/l	0.192 ± 0.017	- ± -	0.025	-	-
Chlorothalonil Metabolite SYN548580	µg/l	- ± -	- ± -	-	-	-
Chlorothalonil Metabolite SYN548581	µg/l	- ± -	- ± -	-	-	-

Sample: H110B

Parameter	Unit	Assigned value ± U (k=2)	Result ± U	Criterion	Recovery [%]	z-Score
2,4,5-Trichlorophenoxyacetic acid	µg/l	0.121 ± 0.00822	- ± -	0.0219	-	-
2,4-D (2,4-Dichlorphenoxyaceticacid)	µg/l	0.783 ± 0.0325	0.804 ± 0.263	0.11	103	0.19
Alachlor	µg/l	0.776 ± 0.0446	0.777 ± 0.24	0.0931	100	0.01
Alachlor-t-acid (Alachlor-OA)	µg/l	0.115 ± 0.00792	0.116 ± 0.022	0.0172	101	0.06
Alachlor-t-sulfonic acid (Alachlor-ESA)	µg/l	0.216 ± 0.0151	0.235 ± 0.061	0.028	109	0.69
AMPA	µg/l	0.329 ± 0.0339	- ± -	0.0428	-	-
Bentazone	µg/l	0.498 ± 0.0158	0.478 ± 0.069	0.0747	96	-0.27
Chlorothalonil Metabolite R611965 (3-carbamyl-2,4,5-trichlorobenzoic acid)	µg/l	0.253 ± 0.0187	0.232 ± 0.069	0.023	91.8	-0.90
Chlorothalonil sulfonic acid (Chlorothalonil-ESA)	µg/l	0.186 ± 0.0187	0.12 ± 0.022	0.0334	64.6	-1.96
Dicamba	µg/l	0.487 ± 0.0444	0.575 ± 0.193	0.0973	118	0.91
Dichlorprop	µg/l	0.192 ± 0.00877	0.207 ± 0.035	0.023	108	0.66
Dimethachlor Metabolite - CGA 369873	µg/l	0.115 ± 0.0103	0.137 ± 0.05	0.0195	120	1.15
Glufosinate	µg/l	0.127 ± 0.0221	- ± -	0.0432	-	-
Glyphosate	µg/l	0.713 ± 0.069	- ± -	0.143	-	-
MCPP (Mecoprop)	µg/l	0.449 ± 0.016	0.466 ± 0.077	0.0584	104	0.29
Metazachlor	µg/l	0.222 ± 0.0101	0.234 ± 0.038	0.0266	105	0.45
Metazachlor ethane sulfonic acid (Metazachlor-ESA)	µg/l	0.177 ± 0.0116	0.179 ± 0.041	0.0337	101	0.05
Metazachlor oxanilic acid	µg/l	0.313 ± 0.0285	0.308 ± 0.084	0.0658	98.3	-0.08

Parameter	Unit	Assigned value ± U (k=2)	Result ± U	Criterion	Recovery [%]	z-Score
(Metazachlor-OA)						
Metolachlor	µg/l	0.268 ± 0.0145	0.289 ± 0.047	0.0402	108	0.52
s-Metolachlor ethanesulfonic acid (Metolachlor-ESA)	µg/l	0.334 ± 0.0211	0.368 ± 0.111	0.0668	110	0.51
s-Metolachlor oxanilic acid (Metolachlor-OA)	µg/l	0.636 ± 0.0326	0.642 ± 0.136	0.089	101	0.07
Chlorothalonil-4-hydroxy	µg/l	0.704 ± 0.119	0.868 ± 0.12	0.155	123	1.06
Chlorothalonil Metabolite R471811	µg/l	0.678 ± 0.0614	0.752 ± 0.15	0.102	111	0.73
Chlorothalonil Metabolite R611968	µg/l	0.332 ± 0.0236	- ± -	0.0288	-	-
Chlorothalonil Metabolite SYN507900	µg/l	0.383 ± 0.0238	- ± -	0.0337	-	-
Chlorothalonil Metabolite SYN548580	µg/l	- ± -	- ± -	-	-	-
Chlorothalonil Metabolite SYN548581	µg/l	- ± -	- ± -	-	-	-



Sample: H110A

Parameter	Unit	Assigned value ± U (k=2)	Result ± U	Criterion	Recovery [%]	En-Score
2,4,5-Trichlorophenoxyacetic acid	µg/l	0.637 ± 0.0325	- ± -	0.115	-	-
2,4-D (2,4-Dichlorphenoxyaceticacid)	µg/l	0.293 ± 0.0138	0.282 ± 0.092	0.041	96.2	-0.06
Alachlor	µg/l	0.253 ± 0.0151	0.253 ± 0.078	0.0303	100	0.00
Alachlor-t-acid (Alachlor-OA)	µg/l	0.165 ± 0.0102	0.164 ± 0.031	0.0247	99.6	-0.01
Alachlor-t-sulfonic acid (Alachlor-ESA)	µg/l	0.414 ± 0.023	0.432 ± 0.112	0.0397	104	0.08
AMPA	µg/l	0.436 ± 0.0433	- ± -	0.0567	-	-
Bentazone	µg/l	0.25 ± 0.00846	0.249 ± 0.036	0.0375	99.5	-0.02
Chlorothalonil Metabolite R611965 (3-carbamyl-2,4,5-trichlorobenzoic acid)	µg/l	0.654 ± 0.0615	0.637 ± 0.189	0.0785	97.4	-0.04
Chlorothalonil sulfonic acid (Chlorothalonil-ESA)	µg/l	0.514 ± 0.0499	0.317 ± 0.057	0.0875	61.6	-1.59
Dicamba	µg/l	0.441 ± 0.0329	0.468 ± 0.157	0.0882	106	0.09
Dichlorprop	µg/l	0.183 ± 0.00775	0.193 ± 0.033	0.022	105	0.15
Dimethachlor Metabolite - CGA 369873	µg/l	0.292 ± 0.0126	0.326 ± 0.119	0.0211	112	0.14
Glufosinate	µg/l	0.29 ± 0.0424	- ± -	0.0987	-	-
Glyphosate	µg/l	- ± -	- ± -	-	-	-
MCPP (Mecoprop)	µg/l	0.108 ± 0.00421	0.11 ± 0.018	0.0141	102	0.05
Metazachlor	µg/l	- ± -	<0.03 (LOQ) ± -	-	-	-
Metazachlor ethane sulfonic acid (Metazachlor-ESA)	µg/l	0.961 ± 0.0475	1.02 ± 0.236	0.183	106	0.12
Metazachlor oxanilic acid (Metazachlor-OA)	µg/l	0.811 ± 0.101	0.835 ± 0.228	0.17	103	0.05
Metolachlor	µg/l	- ± -	<0.03 (LOQ) ± -	-	-	-
s-Metolachlor ethanesulfonic acid (Metolachlor-ESA)	µg/l	0.418 ± 0.0197	0.455 ± 0.137	0.0836	109	0.14
s-Metolachlor oxanilic acid (Metolachlor-OA)	µg/l	0.88 ± 0.045	0.866 ± 0.183	0.123	98.4	-0.04
Chlorothalonil-4-hydroxy	µg/l	0.139 ± 0.0117	0.14 ± 0.019	0.0139	101	0.02
Chlorothalonil Metabolite R471811	µg/l	0.381 ± 0.0261	0.384 ± 0.077	0.0419	101	0.02

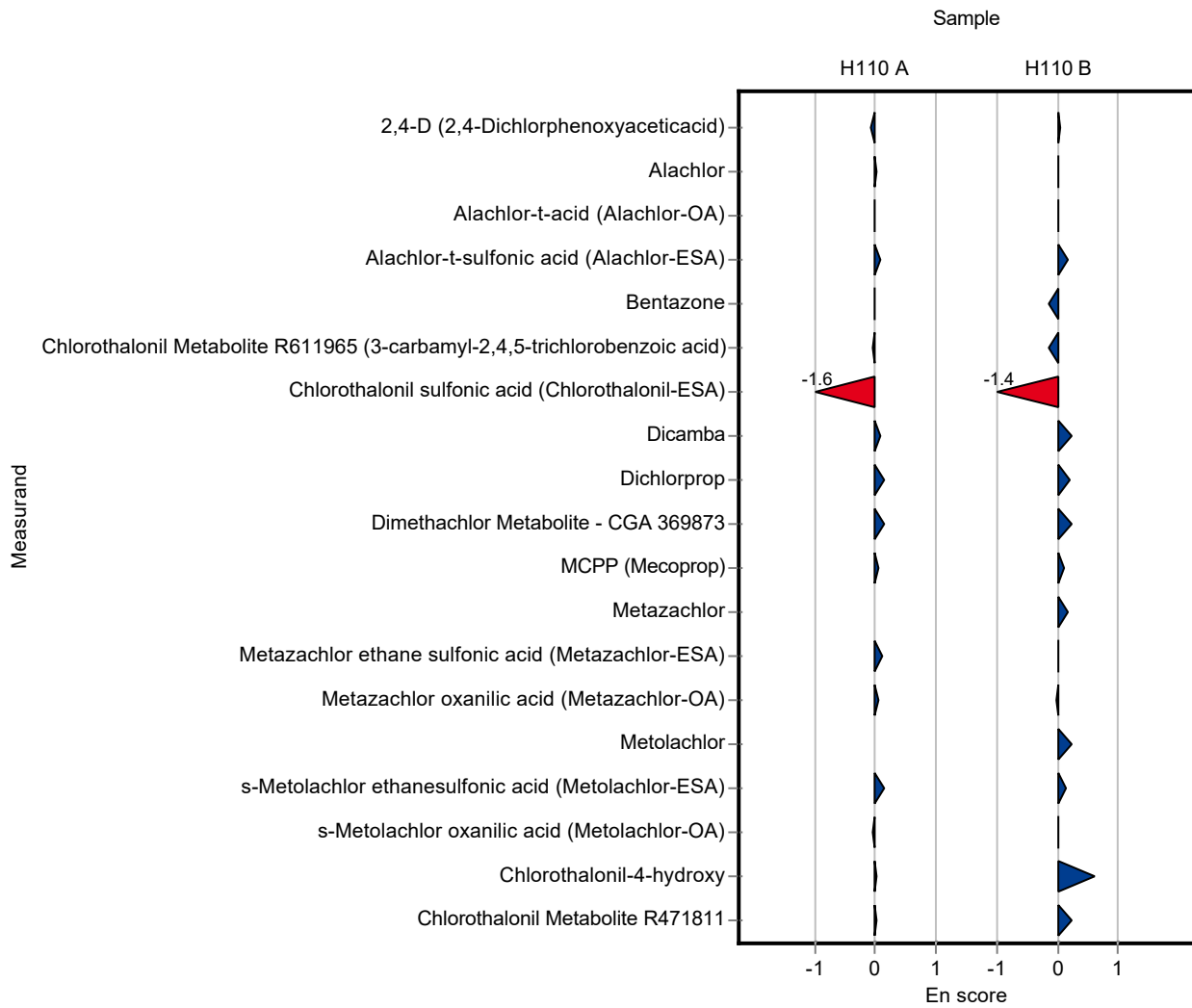
Parameter	Unit	Assigned value ± U (k=2)	Result ± U	Criterion	Recovery [%]	En-Score
Chlorothalonil Metabolite R611968	µg/l	0.505 ± 0.0334	- ± -	0.0409	-	-
Chlorothalonil Metabolite SYN507900	µg/l	0.192 ± 0.017	- ± -	0.025	-	-
Chlorothalonil Metabolite SYN548580	µg/l	- ± -	- ± -	-	-	-
Chlorothalonil Metabolite SYN548581	µg/l	- ± -	- ± -	-	-	-

Sample: H110B

Parameter	Unit	Assigned value ± U (k=2)	Result ± U	Criterion	Recovery [%]	En-Score
2,4,5-Trichlorophenoxyacetic acid	µg/l	0.121 ± 0.00822	- ± -	0.0219	-	-
2,4-D (2,4-Dichlorphenoxyaceticacid)	µg/l	0.783 ± 0.0325	0.804 ± 0.263	0.11	103	0.04
Alachlor	µg/l	0.776 ± 0.0446	0.777 ± 0.24	0.0931	100	0.00
Alachlor-t-acid (Alachlor-OA)	µg/l	0.115 ± 0.00792	0.116 ± 0.022	0.0172	101	0.02
Alachlor-t-sulfonic acid (Alachlor-ESA)	µg/l	0.216 ± 0.0151	0.235 ± 0.061	0.028	109	0.16
AMPA	µg/l	0.329 ± 0.0339	- ± -	0.0428	-	-
Bentazone	µg/l	0.498 ± 0.0158	0.478 ± 0.069	0.0747	96	-0.14
Chlorothalonil Metabolite R611965 (3-carbamyl-2,4,5-trichlorobenzoic acid)	µg/l	0.253 ± 0.0187	0.232 ± 0.069	0.023	91.8	-0.15
Chlorothalonil sulfonic acid (Chlorothalonil-ESA)	µg/l	0.186 ± 0.0187	0.12 ± 0.022	0.0334	64.6	-1.37
Dicamba	µg/l	0.487 ± 0.0444	0.575 ± 0.193	0.0973	118	0.23
Dichlorprop	µg/l	0.192 ± 0.00877	0.207 ± 0.035	0.023	108	0.21
Dimethachlor Metabolite - CGA 369873	µg/l	0.115 ± 0.0103	0.137 ± 0.05	0.0195	120	0.22
Glufosinate	µg/l	0.127 ± 0.0221	- ± -	0.0432	-	-
Glyphosate	µg/l	0.713 ± 0.069	- ± -	0.143	-	-
MCPP (Mecoprop)	µg/l	0.449 ± 0.016	0.466 ± 0.077	0.0584	104	0.11
Metazachlor	µg/l	0.222 ± 0.0101	0.234 ± 0.038	0.0266	105	0.16
Metazachlor ethane sulfonic acid (Metazachlor-ESA)	µg/l	0.177 ± 0.0116	0.179 ± 0.041	0.0337	101	0.02
Metazachlor oxanilic acid	µg/l	0.313 ± 0.0285	0.308 ± 0.084	0.0658	98.3	-0.03

Parameter	Unit	Assigned value ± U (k=2)	Result ± U	Criterion	Recovery [%]	En-Score
(Metazachlor-OA)						
Metolachlor	µg/l	0.268 ± 0.0145	0.289 ± 0.047	0.0402	108	0.22
s-Metolachlor ethanesulfonic acid (Metolachlor-ESA)	µg/l	0.334 ± 0.0211	0.368 ± 0.111	0.0668	110	0.15
s-Metolachlor oxanilic acid (Metolachlor-OA)	µg/l	0.636 ± 0.0326	0.642 ± 0.136	0.089	101	0.02
Chlorothalonil-4-hydroxy	µg/l	0.704 ± 0.119	0.868 ± 0.12	0.155	123	0.61
Chlorothalonil Metabolite R471811	µg/l	0.678 ± 0.0614	0.752 ± 0.15	0.102	111	0.24
Chlorothalonil Metabolite R611968	µg/l	0.332 ± 0.0236	- ± -	0.0288	-	-
Chlorothalonil Metabolite SYN507900	µg/l	0.383 ± 0.0238	- ± -	0.0337	-	-
Chlorothalonil Metabolite SYN548580	µg/l	- ± -	- ± -	-	-	-
Chlorothalonil Metabolite SYN548581	µg/l	- ± -	- ± -	-	-	-





Sample: H110A

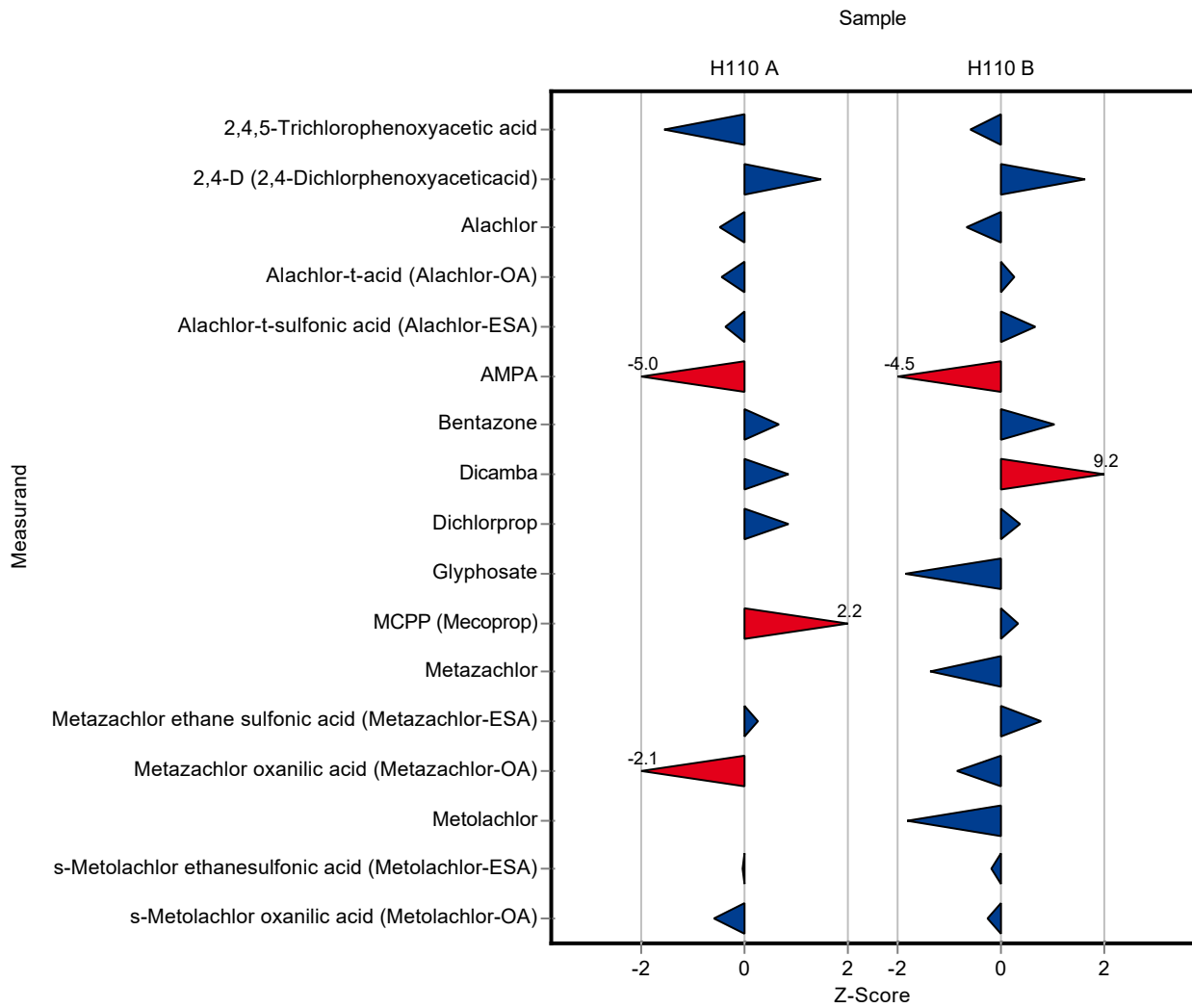
Parameter	Unit	Assigned value ± U (k=2)	Result ± U	Criterion	Recovery [%]	z-Score
2,4,5-Trichlorophenoxyacetic acid	µg/l	0.637 ± 0.0325	0.457 ± 0.137	0.115	71.7	-1.57
2,4-D (2,4-Dichlorphenoxyaceticacid)	µg/l	0.293 ± 0.0138	0.354 ± 0.106	0.041	121	1.48
Alachlor	µg/l	0.253 ± 0.0151	0.238 ± 0.071	0.0303	94.3	-0.48
Alachlor-t-acid (Alachlor-OA)	µg/l	0.165 ± 0.0102	0.154 ± 0.046	0.0247	93.6	-0.43
Alachlor-t-sulfonic acid (Alachlor-ESA)	µg/l	0.414 ± 0.023	0.4 ± 0.12	0.0397	96.6	-0.35
AMPA	µg/l	0.436 ± 0.0433	0.154 ± 0.046	0.0567	35.3	-4.98
Bentazone	µg/l	0.25 ± 0.00846	0.275 ± 0.083	0.0375	110	0.66
Chlorothalonil Metabolite R611965 (3-carbamyl-2,4,5-trichlorobenzoic acid)	µg/l	0.654 ± 0.0615	- ± -	0.0785	-	-
Chlorothalonil sulfonic acid (Chlorothalonil-ESA)	µg/l	0.514 ± 0.0499	- ± -	0.0875	-	-
Dicamba	µg/l	0.441 ± 0.0329	0.518 ± 0.155	0.0882	117	0.87
Dichlorprop	µg/l	0.183 ± 0.00775	0.202 ± 0.061	0.022	110	0.85
Dimethachlor Metabolite - CGA 369873	µg/l	0.292 ± 0.0126	- ± -	0.0211	-	-
Glufosinate	µg/l	0.29 ± 0.0424	- ± -	0.0987	-	-
Glyphosate	µg/l	- ± -	0.109 ± 0.033	-	-	-
MCPP (Mecoprop)	µg/l	0.108 ± 0.00421	0.139 ± 0.042	0.0141	128	2.18
Metazachlor	µg/l	- ± -	<0.01 (LOQ) ± -	-	-	-
Metazachlor ethane sulfonic acid (Metazachlor-ESA)	µg/l	0.961 ± 0.0475	1.008 ± 0.302	0.183	105	0.26
Metazachlor oxanilic acid (Metazachlor-OA)	µg/l	0.811 ± 0.101	0.458 ± 0.137	0.17	56.5	-2.07
Metolachlor	µg/l	- ± -	<0.02 (LOQ) ± -	-	-	-
s-Metolachlor ethanesulfonic acid (Metolachlor-ESA)	µg/l	0.418 ± 0.0197	0.416 ± 0.125	0.0836	99.6	-0.02
s-Metolachlor oxanilic acid (Metolachlor-OA)	µg/l	0.88 ± 0.045	0.808 ± 0.242	0.123	91.8	-0.59
Chlorothalonil-4-hydroxy	µg/l	0.139 ± 0.0117	- ± -	0.0139	-	-
Chlorothalonil Metabolite R471811	µg/l	0.381 ± 0.0261	- ± -	0.0419	-	-

Parameter	Unit	Assigned value ± U (k=2)	Result ± U	Criterion	Recovery [%]	z-Score
Chlorothalonil Metabolite R611968	µg/l	0.505 ± 0.0334	- ± -	0.0409	-	-
Chlorothalonil Metabolite SYN507900	µg/l	0.192 ± 0.017	- ± -	0.025	-	-
Chlorothalonil Metabolite SYN548580	µg/l	- ± -	- ± -	-	-	-
Chlorothalonil Metabolite SYN548581	µg/l	- ± -	- ± -	-	-	-

Sample: H110B

Parameter	Unit	Assigned value ± U (k=2)	Result ± U	Criterion	Recovery [%]	z-Score
2,4,5-Trichlorophenoxyacetic acid	µg/l	0.121 ± 0.00822	0.108 ± 0.032	0.0219	88.9	-0.61
2,4-D (2,4-Dichlorphenoxyaceticacid)	µg/l	0.783 ± 0.0325	0.96 ± 0.307	0.11	123	1.62
Alachlor	µg/l	0.776 ± 0.0446	0.713 ± 0.214	0.0931	91.9	-0.68
Alachlor-t-acid (Alachlor-OA)	µg/l	0.115 ± 0.00792	0.119 ± 0.036	0.0172	104	0.24
Alachlor-t-sulfonic acid (Alachlor-ESA)	µg/l	0.216 ± 0.0151	0.234 ± 0.07	0.028	109	0.66
AMPA	µg/l	0.329 ± 0.0339	0.137 ± 0.041	0.0428	41.7	-4.49
Bentazone	µg/l	0.498 ± 0.0158	0.576 ± 0.172	0.0747	116	1.05
Chlorothalonil Metabolite R611965 (3-carbamyl-2,4,5-trichlorobenzoic acid)	µg/l	0.253 ± 0.0187	- ± -	0.023	-	-
Chlorothalonil sulfonic acid (Chlorothalonil-ESA)	µg/l	0.186 ± 0.0187	- ± -	0.0334	-	-
Dicamba	µg/l	0.487 ± 0.0444	1.385 ± 0.416	0.0973	285	9.23
Dichlorprop	µg/l	0.192 ± 0.00877	0.2 ± 0.06	0.023	104	0.35
Dimethachlor Metabolite - CGA 369873	µg/l	0.115 ± 0.0103	- ± -	0.0195	-	-
Glufosinate	µg/l	0.127 ± 0.0221	- ± -	0.0432	-	-
Glyphosate	µg/l	0.713 ± 0.069	0.446 ± 0.134	0.143	62.6	-1.87
MCPP (Mecoprop)	µg/l	0.449 ± 0.016	0.469 ± 0.141	0.0584	104	0.34
Metazachlor	µg/l	0.222 ± 0.0101	0.185 ± 0.056	0.0266	83.3	-1.39
Metazachlor ethane sulfonic acid (Metazachlor-ESA)	µg/l	0.177 ± 0.0116	0.204 ± 0.061	0.0337	115	0.79
Metazachlor oxanilic acid	µg/l	0.313 ± 0.0285	0.256 ± 0.077	0.0658	81.7	-0.87

Parameter	Unit	Assigned value ± U (k=2)	Result ± U	Criterion	Recovery [%]	z-Score
(Metazachlor-OA)						
Metolachlor	µg/l	0.268 ± 0.0145	0.195 ± 0.059	0.0402	72.8	-1.81
s-Metolachlor ethanesulfonic acid (Metolachlor-ESA)	µg/l	0.334 ± 0.0211	0.32 ± 0.096	0.0668	95.8	-0.21
s-Metolachlor oxanilic acid (Metolachlor-OA)	µg/l	0.636 ± 0.0326	0.611 ± 0.183	0.089	96.1	-0.28
Chlorothalonil-4-hydroxy	µg/l	0.704 ± 0.119	- ± -	0.155	-	-
Chlorothalonil Metabolite R471811	µg/l	0.678 ± 0.0614	- ± -	0.102	-	-
Chlorothalonil Metabolite R611968	µg/l	0.332 ± 0.0236	- ± -	0.0288	-	-
Chlorothalonil Metabolite SYN507900	µg/l	0.383 ± 0.0238	- ± -	0.0337	-	-
Chlorothalonil Metabolite SYN548580	µg/l	- ± -	- ± -	-	-	-
Chlorothalonil Metabolite SYN548581	µg/l	- ± -	- ± -	-	-	-



Sample: H110A

Parameter	Unit	Assigned value ± U (k=2)	Result ± U	Criterion	Recovery [%]	En-Score
2,4,5-Trichlorophenoxyacetic acid	µg/l	0.637 ± 0.0325	0.457 ± 0.137	0.115	71.7	-0.65
2,4-D (2,4-Dichlorphenoxyaceticacid)	µg/l	0.293 ± 0.0138	0.354 ± 0.106	0.041	121	0.29
Alachlor	µg/l	0.253 ± 0.0151	0.238 ± 0.071	0.0303	94.3	-0.10
Alachlor-t-acid (Alachlor-OA)	µg/l	0.165 ± 0.0102	0.154 ± 0.046	0.0247	93.6	-0.11
Alachlor-t-sulfonic acid (Alachlor-ESA)	µg/l	0.414 ± 0.023	0.4 ± 0.12	0.0397	96.6	-0.06
AMPA	µg/l	0.436 ± 0.0433	0.154 ± 0.046	0.0567	35.3	-2.78
Bentazone	µg/l	0.25 ± 0.00846	0.275 ± 0.083	0.0375	110	0.15
Chlorothalonil Metabolite R611965 (3-carbamyl-2,4,5-trichlorobenzoic acid)	µg/l	0.654 ± 0.0615	- ± -	0.0785	-	-
Chlorothalonil sulfonic acid (Chlorothalonil-ESA)	µg/l	0.514 ± 0.0499	- ± -	0.0875	-	-
Dicamba	µg/l	0.441 ± 0.0329	0.518 ± 0.155	0.0882	117	0.25
Dichlorprop	µg/l	0.183 ± 0.00775	0.202 ± 0.061	0.022	110	0.15
Dimethachlor Metabolite - CGA 369873	µg/l	0.292 ± 0.0126	- ± -	0.0211	-	-
Glufosinate	µg/l	0.29 ± 0.0424	- ± -	0.0987	-	-
Glyphosate	µg/l	- ± -	0.109 ± 0.033	-	-	-
MCPP (Mecoprop)	µg/l	0.108 ± 0.00421	0.139 ± 0.042	0.0141	128	0.36
Metazachlor	µg/l	- ± -	<0.01 (LOQ) ± -	-	-	-
Metazachlor ethane sulfonic acid (Metazachlor-ESA)	µg/l	0.961 ± 0.0475	1.008 ± 0.302	0.183	105	0.08
Metazachlor oxanilic acid (Metazachlor-OA)	µg/l	0.811 ± 0.101	0.458 ± 0.137	0.17	56.5	-1.21
Metolachlor	µg/l	- ± -	<0.02 (LOQ) ± -	-	-	-
s-Metolachlor ethanesulfonic acid (Metolachlor-ESA)	µg/l	0.418 ± 0.0197	0.416 ± 0.125	0.0836	99.6	-0.01
s-Metolachlor oxanilic acid (Metolachlor-OA)	µg/l	0.88 ± 0.045	0.808 ± 0.242	0.123	91.8	-0.15
Chlorothalonil-4-hydroxy	µg/l	0.139 ± 0.0117	- ± -	0.0139	-	-
Chlorothalonil Metabolite R471811	µg/l	0.381 ± 0.0261	- ± -	0.0419	-	-

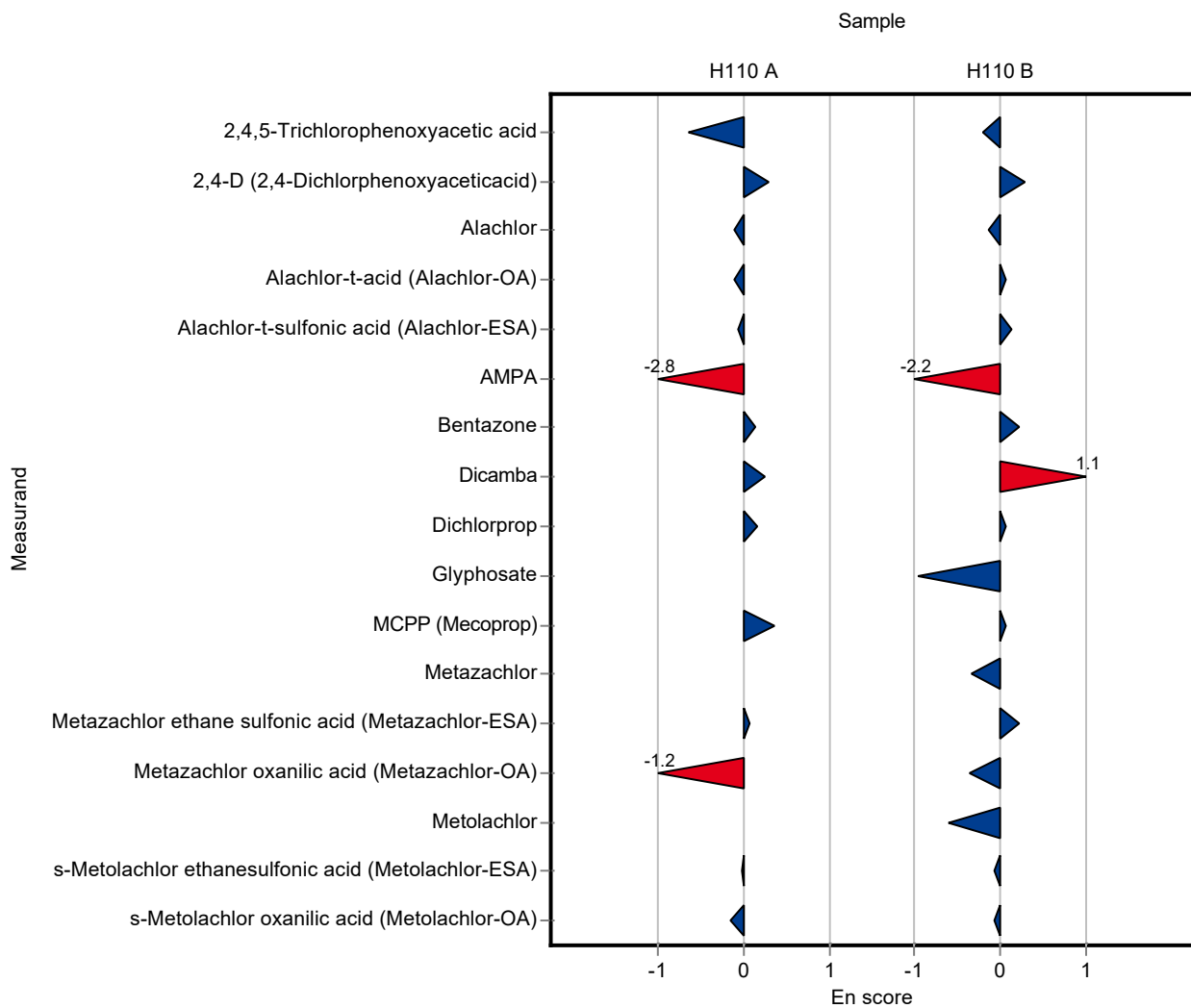
Parameter	Unit	Assigned value ± U (k=2)	Result ± U	Criterion	Recovery [%]	En-Score
Chlorothalonil Metabolite R611968	µg/l	0.505 ± 0.0334	- ± -	0.0409	-	-
Chlorothalonil Metabolite SYN507900	µg/l	0.192 ± 0.017	- ± -	0.025	-	-
Chlorothalonil Metabolite SYN548580	µg/l	- ± -	- ± -	-	-	-
Chlorothalonil Metabolite SYN548581	µg/l	- ± -	- ± -	-	-	-

Sample: H110B

Parameter	Unit	Assigned value ± U (k=2)	Result ± U	Criterion	Recovery [%]	En-Score
2,4,5-Trichlorophenoxyacetic acid	µg/l	0.121 ± 0.00822	0.108 ± 0.032	0.0219	88.9	-0.21
2,4-D (2,4-Dichlorphenoxyaceticacid)	µg/l	0.783 ± 0.0325	0.96 ± 0.307	0.11	123	0.29
Alachlor	µg/l	0.776 ± 0.0446	0.713 ± 0.214	0.0931	91.9	-0.15
Alachlor-t-acid (Alachlor-OA)	µg/l	0.115 ± 0.00792	0.119 ± 0.036	0.0172	104	0.06
Alachlor-t-sulfonic acid (Alachlor-ESA)	µg/l	0.216 ± 0.0151	0.234 ± 0.07	0.028	109	0.13
AMPA	µg/l	0.329 ± 0.0339	0.137 ± 0.041	0.0428	41.7	-2.16
Bentazone	µg/l	0.498 ± 0.0158	0.576 ± 0.172	0.0747	116	0.23
Chlorothalonil Metabolite R611965 (3-carbamyl-2,4,5-trichlorobenzoic acid)	µg/l	0.253 ± 0.0187	- ± -	0.023	-	-
Chlorothalonil sulfonic acid (Chlorothalonil-ESA)	µg/l	0.186 ± 0.0187	- ± -	0.0334	-	-
Dicamba	µg/l	0.487 ± 0.0444	1.385 ± 0.416	0.0973	285	1.08
Dichlorprop	µg/l	0.192 ± 0.00877	0.2 ± 0.06	0.023	104	0.07
Dimethachlor Metabolite - CGA 369873	µg/l	0.115 ± 0.0103	- ± -	0.0195	-	-
Glufosinate	µg/l	0.127 ± 0.0221	- ± -	0.0432	-	-
Glyphosate	µg/l	0.713 ± 0.069	0.446 ± 0.134	0.143	62.6	-0.96
MCPP (Mecoprop)	µg/l	0.449 ± 0.016	0.469 ± 0.141	0.0584	104	0.07
Metazachlor	µg/l	0.222 ± 0.0101	0.185 ± 0.056	0.0266	83.3	-0.33
Metazachlor ethane sulfonic acid (Metazachlor-ESA)	µg/l	0.177 ± 0.0116	0.204 ± 0.061	0.0337	115	0.22
Metazachlor oxanilic acid	µg/l	0.313 ± 0.0285	0.256 ± 0.077	0.0658	81.7	-0.37

Parameter	Unit	Assigned value ± U (k=2)	Result ± U	Criterion	Recovery [%]	En-Score
(Metazachlor-OA)						
Metolachlor	µg/l	0.268 ± 0.0145	0.195 ± 0.059	0.0402	72.8	-0.61
s-Metolachlor ethanesulfonic acid (Metolachlor-ESA)	µg/l	0.334 ± 0.0211	0.32 ± 0.096	0.0668	95.8	-0.07
s-Metolachlor oxanilic acid (Metolachlor-OA)	µg/l	0.636 ± 0.0326	0.611 ± 0.183	0.089	96.1	-0.07
Chlorothalonil-4-hydroxy	µg/l	0.704 ± 0.119	- ± -	0.155	-	-
Chlorothalonil Metabolite R471811	µg/l	0.678 ± 0.0614	- ± -	0.102	-	-
Chlorothalonil Metabolite R611968	µg/l	0.332 ± 0.0236	- ± -	0.0288	-	-
Chlorothalonil Metabolite SYN507900	µg/l	0.383 ± 0.0238	- ± -	0.0337	-	-
Chlorothalonil Metabolite SYN548580	µg/l	- ± -	- ± -	-	-	-
Chlorothalonil Metabolite SYN548581	µg/l	- ± -	- ± -	-	-	-





Sample: H110A

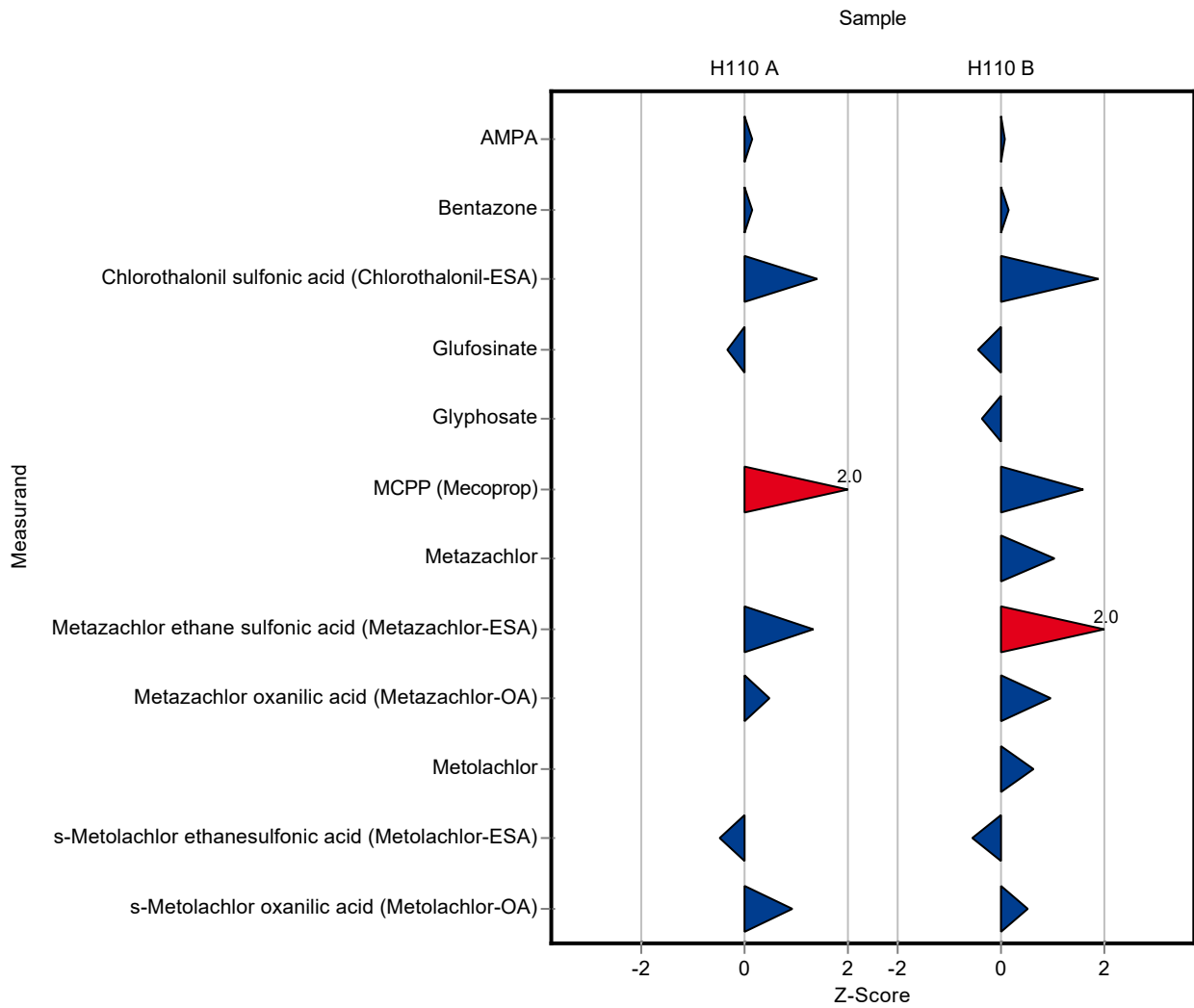
Parameter	Unit	Assigned value ± U (k=2)	Result ± U	Criterion	Recovery [%]	z-Score
2,4,5-Trichlorophenoxyacetic acid	µg/l	0.637 ± 0.0325	- ± -	0.115	-	-
2,4-D (2,4-Dichlorphenoxyaceticacid)	µg/l	0.293 ± 0.0138	- ± -	0.041	-	-
Alachlor	µg/l	0.253 ± 0.0151	- ± -	0.0303	-	-
Alachlor-t-acid (Alachlor-OA)	µg/l	0.165 ± 0.0102	- ± -	0.0247	-	-
Alachlor-t-sulfonic acid (Alachlor-ESA)	µg/l	0.414 ± 0.023	- ± -	0.0397	-	-
AMPA	µg/l	0.436 ± 0.0433	0.4456 ± 0.0287	0.0567	102	0.16
Bentazone	µg/l	0.25 ± 0.00846	0.2556 ± 0.0067	0.0375	102	0.14
Chlorothalonil Metabolite R611965 (3-carbamyl-2,4,5-trichlorobenzoic acid)	µg/l	0.654 ± 0.0615	- ± -	0.0785	-	-
Chlorothalonil sulfonic acid (Chlorothalonil-ESA)	µg/l	0.514 ± 0.0499	0.6391 ± 0.0374	0.0875	124	1.43
Dicamba	µg/l	0.441 ± 0.0329	- ± -	0.0882	-	-
Dichlorprop	µg/l	0.183 ± 0.00775	- ± -	0.022	-	-
Dimethachlor Metabolite - CGA 369873	µg/l	0.292 ± 0.0126	- ± -	0.0211	-	-
Glufosinate	µg/l	0.29 ± 0.0424	0.2576 ± 0.0105	0.0987	88.7	-0.33
Glyphosate	µg/l	- ± -	- ± -	-	-	-
MCPP (Mecoprop)	µg/l	0.108 ± 0.00421	0.1371 ± 0.004	0.0141	127	2.05
Metazachlor	µg/l	- ± -	- ± -	-	-	-
Metazachlor ethane sulfonic acid (Metazachlor-ESA)	µg/l	0.961 ± 0.0475	1.2081 ± 0.2307	0.183	126	1.35
Metazachlor oxanilic acid (Metazachlor-OA)	µg/l	0.811 ± 0.101	0.8927 ± 0.0509	0.17	110	0.48
Metolachlor	µg/l	- ± -	- ± -	-	-	-
s-Metolachlor ethanesulfonic acid (Metolachlor-ESA)	µg/l	0.418 ± 0.0197	0.3776 ± 0.0501	0.0836	90.4	-0.48
s-Metolachlor oxanilic acid (Metolachlor-OA)	µg/l	0.88 ± 0.045	0.9964 ± 0.0968	0.123	113	0.94
Chlorothalonil-4-hydroxy	µg/l	0.139 ± 0.0117	- ± -	0.0139	-	-
Chlorothalonil Metabolite R471811	µg/l	0.381 ± 0.0261	- ± -	0.0419	-	-

Parameter	Unit	Assigned value ± U (k=2)	Result ± U	Criterion	Recovery [%]	z-Score
Chlorothalonil Metabolite R611968	µg/l	0.505 ± 0.0334	- ± -	0.0409	-	-
Chlorothalonil Metabolite SYN507900	µg/l	0.192 ± 0.017	- ± -	0.025	-	-
Chlorothalonil Metabolite SYN548580	µg/l	- ± -	- ± -	-	-	-
Chlorothalonil Metabolite SYN548581	µg/l	- ± -	- ± -	-	-	-

Sample: H110B

Parameter	Unit	Assigned value ± U (k=2)	Result ± U	Criterion	Recovery [%]	z-Score
2,4,5-Trichlorophenoxyacetic acid	µg/l	0.121 ± 0.00822	- ± -	0.0219	-	-
2,4-D (2,4-Dichlorphenoxyaceticacid)	µg/l	0.783 ± 0.0325	- ± -	0.11	-	-
Alachlor	µg/l	0.776 ± 0.0446	- ± -	0.0931	-	-
Alachlor-t-acid (Alachlor-OA)	µg/l	0.115 ± 0.00792	- ± -	0.0172	-	-
Alachlor-t-sulfonic acid (Alachlor-ESA)	µg/l	0.216 ± 0.0151	- ± -	0.028	-	-
AMPA	µg/l	0.329 ± 0.0339	0.3313 ± 0.0186	0.0428	101	0.06
Bentazone	µg/l	0.498 ± 0.0158	0.5082 ± 0.034	0.0747	102	0.14
Chlorothalonil Metabolite R611965 (3-carbamyl-2,4,5-trichlorobenzoic acid)	µg/l	0.253 ± 0.0187	- ± -	0.023	-	-
Chlorothalonil sulfonic acid (Chlorothalonil-ESA)	µg/l	0.186 ± 0.0187	0.2494 ± 0.0269	0.0334	134	1.91
Dicamba	µg/l	0.487 ± 0.0444	- ± -	0.0973	-	-
Dichlorprop	µg/l	0.192 ± 0.00877	- ± -	0.023	-	-
Dimethachlor Metabolite - CGA 369873	µg/l	0.115 ± 0.0103	- ± -	0.0195	-	-
Glufosinate	µg/l	0.127 ± 0.0221	0.1079 ± 0.0037	0.0432	84.8	-0.45
Glyphosate	µg/l	0.713 ± 0.069	0.6607 ± 0.0322	0.143	92.7	-0.36
MCPP (Mecoprop)	µg/l	0.449 ± 0.016	0.5415 ± 0.0346	0.0584	121	1.58
Metazachlor	µg/l	0.222 ± 0.0101	0.2491 ± 0.0139	0.0266	112	1.02
Metazachlor ethane sulfonic acid (Metazachlor-ESA)	µg/l	0.177 ± 0.0116	0.2453 ± 0.0424	0.0337	138	2.02
Metazachlor oxanilic acid	µg/l	0.313 ± 0.0285	0.3754 ± 0.0362	0.0658	120	0.94

Parameter	Unit	Assigned value ± U (k=2)	Result ± U	Criterion	Recovery [%]	z-Score
(Metazachlor-OA)						
Metolachlor	µg/l	0.268 ± 0.0145	0.2925 ± 0.0385	0.0402	109	0.61
s-Metolachlor ethanesulfonic acid (Metolachlor-ESA)	µg/l	0.334 ± 0.0211	0.2959 ± 0.0229	0.0668	88.6	-0.57
s-Metolachlor oxanilic acid (Metolachlor-OA)	µg/l	0.636 ± 0.0326	0.6811 ± 0.0559	0.089	107	0.51
Chlorothalonil-4-hydroxy	µg/l	0.704 ± 0.119	- ± -	0.155	-	-
Chlorothalonil Metabolite R471811	µg/l	0.678 ± 0.0614	- ± -	0.102	-	-
Chlorothalonil Metabolite R611968	µg/l	0.332 ± 0.0236	- ± -	0.0288	-	-
Chlorothalonil Metabolite SYN507900	µg/l	0.383 ± 0.0238	- ± -	0.0337	-	-
Chlorothalonil Metabolite SYN548580	µg/l	- ± -	- ± -	-	-	-
Chlorothalonil Metabolite SYN548581	µg/l	- ± -	- ± -	-	-	-



Sample: H110A

Parameter	Unit	Assigned value ± U (k=2)	Result ± U	Criterion	Recovery [%]	En-Score
2,4,5-Trichlorophenoxyacetic acid	µg/l	0.637 ± 0.0325	- ± -	0.115	-	-
2,4-D (2,4-Dichlorphenoxyaceticacid)	µg/l	0.293 ± 0.0138	- ± -	0.041	-	-
Alachlor	µg/l	0.253 ± 0.0151	- ± -	0.0303	-	-
Alachlor-t-acid (Alachlor-OA)	µg/l	0.165 ± 0.0102	- ± -	0.0247	-	-
Alachlor-t-sulfonic acid (Alachlor-ESA)	µg/l	0.414 ± 0.023	- ± -	0.0397	-	-
AMPA	µg/l	0.436 ± 0.0433	0.4456 ± 0.0287	0.0567	102	0.13
Bentazone	µg/l	0.25 ± 0.00846	0.2556 ± 0.0067	0.0375	102	0.34
Chlorothalonil Metabolite R611965 (3-carbamyl-2,4,5-trichlorobenzoic acid)	µg/l	0.654 ± 0.0615	- ± -	0.0785	-	-
Chlorothalonil sulfonic acid (Chlorothalonil-ESA)	µg/l	0.514 ± 0.0499	0.6391 ± 0.0374	0.0875	124	1.39
Dicamba	µg/l	0.441 ± 0.0329	- ± -	0.0882	-	-
Dichlorprop	µg/l	0.183 ± 0.00775	- ± -	0.022	-	-
Dimethachlor Metabolite - CGA 369873	µg/l	0.292 ± 0.0126	- ± -	0.0211	-	-
Glufosinate	µg/l	0.29 ± 0.0424	0.2576 ± 0.0105	0.0987	88.7	-0.69
Glyphosate	µg/l	- ± -	- ± -	-	-	-
MCPP (Mecoprop)	µg/l	0.108 ± 0.00421	0.1371 ± 0.004	0.0141	127	3.19
Metazachlor	µg/l	- ± -	- ± -	-	-	-
Metazachlor ethane sulfonic acid (Metazachlor-ESA)	µg/l	0.961 ± 0.0475	1.2081 ± 0.2307	0.183	126	0.53
Metazachlor oxanilic acid (Metazachlor-OA)	µg/l	0.811 ± 0.101	0.8927 ± 0.0509	0.17	110	0.57
Metolachlor	µg/l	- ± -	- ± -	-	-	-
s-Metolachlor ethanesulfonic acid (Metolachlor-ESA)	µg/l	0.418 ± 0.0197	0.3776 ± 0.0501	0.0836	90.4	-0.39
s-Metolachlor oxanilic acid (Metolachlor-OA)	µg/l	0.88 ± 0.045	0.9964 ± 0.0968	0.123	113	0.58
Chlorothalonil-4-hydroxy	µg/l	0.139 ± 0.0117	- ± -	0.0139	-	-
Chlorothalonil Metabolite R471811	µg/l	0.381 ± 0.0261	- ± -	0.0419	-	-

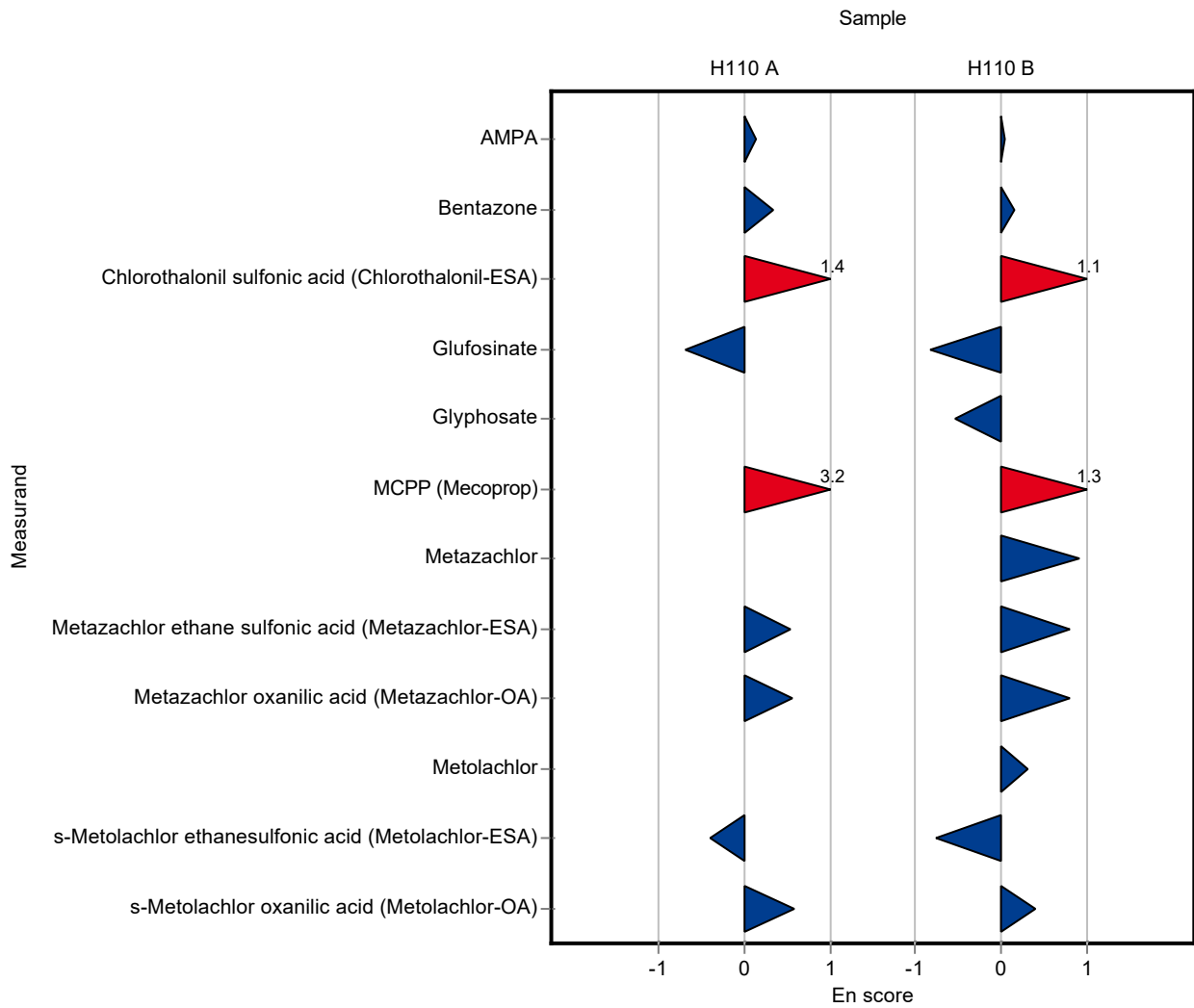
Parameter	Unit	Assigned value ± U (k=2)	Result ± U	Criterion	Recovery [%]	En-Score
Chlorothalonil Metabolite R611968	µg/l	0.505 ± 0.0334	- ± -	0.0409	-	-
Chlorothalonil Metabolite SYN507900	µg/l	0.192 ± 0.017	- ± -	0.025	-	-
Chlorothalonil Metabolite SYN548580	µg/l	- ± -	- ± -	-	-	-
Chlorothalonil Metabolite SYN548581	µg/l	- ± -	- ± -	-	-	-

Sample: H110B

Parameter	Unit	Assigned value ± U (k=2)	Result ± U	Criterion	Recovery [%]	En-Score
2,4,5-Trichlorophenoxyacetic acid	µg/l	0.121 ± 0.00822	- ± -	0.0219	-	-
2,4-D (2,4-Dichlorphenoxyaceticacid)	µg/l	0.783 ± 0.0325	- ± -	0.11	-	-
Alachlor	µg/l	0.776 ± 0.0446	- ± -	0.0931	-	-
Alachlor-t-acid (Alachlor-OA)	µg/l	0.115 ± 0.00792	- ± -	0.0172	-	-
Alachlor-t-sulfonic acid (Alachlor-ESA)	µg/l	0.216 ± 0.0151	- ± -	0.028	-	-
AMPA	µg/l	0.329 ± 0.0339	0.3313 ± 0.0186	0.0428	101	0.05
Bentazone	µg/l	0.498 ± 0.0158	0.5082 ± 0.034	0.0747	102	0.15
Chlorothalonil Metabolite R611965 (3-carbamyl-2,4,5-trichlorobenzoic acid)	µg/l	0.253 ± 0.0187	- ± -	0.023	-	-
Chlorothalonil sulfonic acid (Chlorothalonil-ESA)	µg/l	0.186 ± 0.0187	0.2494 ± 0.0269	0.0334	134	1.12
Dicamba	µg/l	0.487 ± 0.0444	- ± -	0.0973	-	-
Dichlorprop	µg/l	0.192 ± 0.00877	- ± -	0.023	-	-
Dimethachlor Metabolite - CGA 369873	µg/l	0.115 ± 0.0103	- ± -	0.0195	-	-
Glufosinate	µg/l	0.127 ± 0.0221	0.1079 ± 0.0037	0.0432	84.8	-0.83
Glyphosate	µg/l	0.713 ± 0.069	0.6607 ± 0.0322	0.143	92.7	-0.55
MCPP (Mecoprop)	µg/l	0.449 ± 0.016	0.5415 ± 0.0346	0.0584	121	1.30
Metazachlor	µg/l	0.222 ± 0.0101	0.2491 ± 0.0139	0.0266	112	0.92
Metazachlor ethane sulfonic acid (Metazachlor-ESA)	µg/l	0.177 ± 0.0116	0.2453 ± 0.0424	0.0337	138	0.79
Metazachlor oxanilic acid	µg/l	0.313 ± 0.0285	0.3754 ± 0.0362	0.0658	120	0.80

Parameter	Unit	Assigned value ± U (k=2)	Result ± U	Criterion	Recovery [%]	En-Score
(Metazachlor-OA)						
Metolachlor	µg/l	0.268 ± 0.0145	0.2925 ± 0.0385	0.0402	109	0.31
s-Metolachlor ethanesulfonic acid (Metolachlor-ESA)	µg/l	0.334 ± 0.0211	0.2959 ± 0.0229	0.0668	88.6	-0.75
s-Metolachlor oxanilic acid (Metolachlor-OA)	µg/l	0.636 ± 0.0326	0.6811 ± 0.0559	0.089	107	0.39
Chlorothalonil-4-hydroxy	µg/l	0.704 ± 0.119	- ± -	0.155	-	-
Chlorothalonil Metabolite R471811	µg/l	0.678 ± 0.0614	- ± -	0.102	-	-
Chlorothalonil Metabolite R611968	µg/l	0.332 ± 0.0236	- ± -	0.0288	-	-
Chlorothalonil Metabolite SYN507900	µg/l	0.383 ± 0.0238	- ± -	0.0337	-	-
Chlorothalonil Metabolite SYN548580	µg/l	- ± -	- ± -	-	-	-
Chlorothalonil Metabolite SYN548581	µg/l	- ± -	- ± -	-	-	-





Sample: H110A

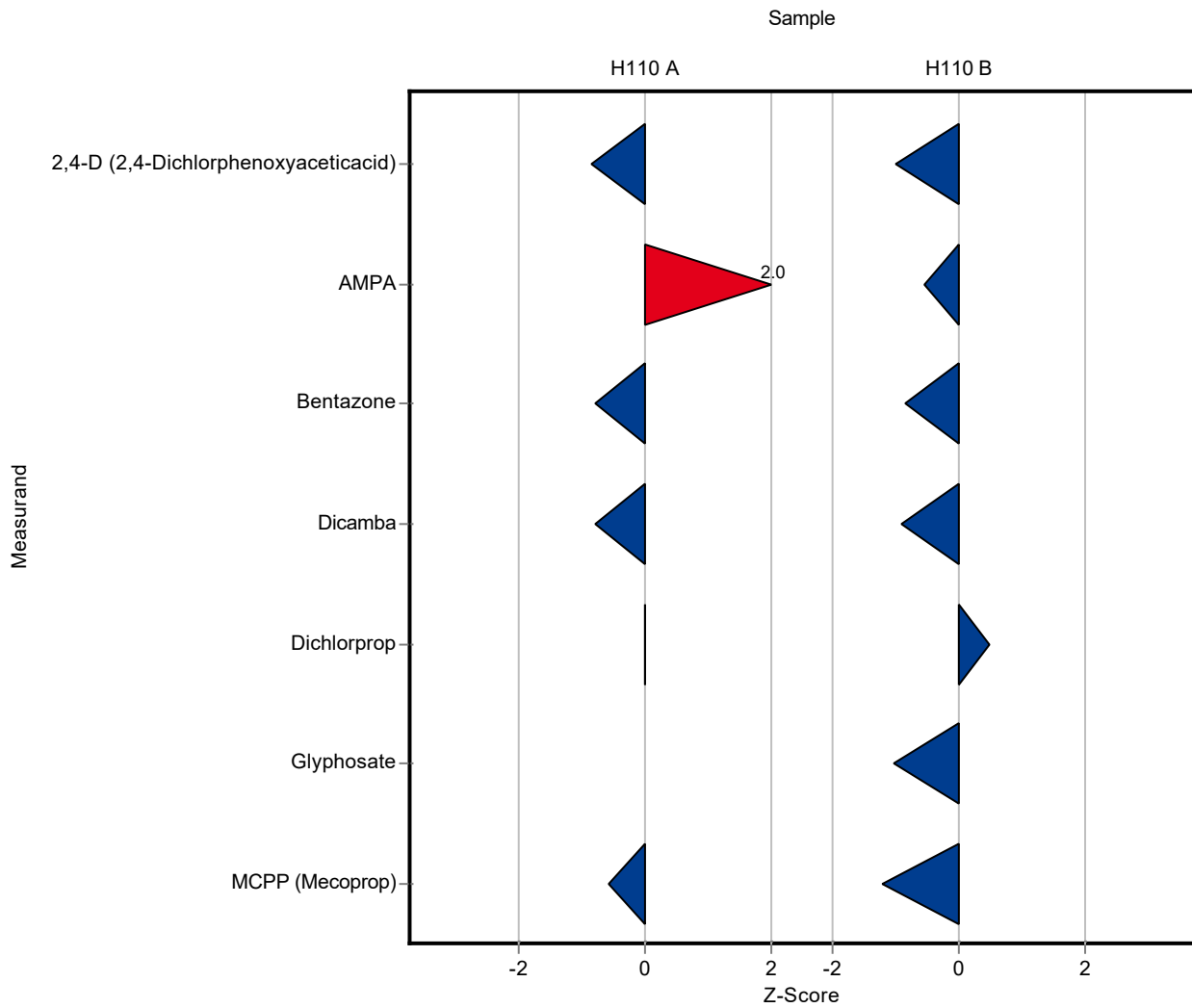
Parameter	Unit	Assigned value ± U (k=2)	Result ± U	Criterion	Recovery [%]	z-Score
2,4,5-Trichlorophenoxyacetic acid	µg/l	0.637 ± 0.0325	- ± -	0.115	-	-
2,4-D (2,4-Dichlorophenoxyacetic acid)	µg/l	0.293 ± 0.0138	0.258 ± 0.077	0.041	88	-0.85
Alachlor	µg/l	0.253 ± 0.0151	- ± -	0.0303	-	-
Alachlor-t-acid (Alachlor-OA)	µg/l	0.165 ± 0.0102	- ± -	0.0247	-	-
Alachlor-t-sulfonic acid (Alachlor-ESA)	µg/l	0.414 ± 0.023	- ± -	0.0397	-	-
AMPA	µg/l	0.436 ± 0.0433	0.551 ± 0.276	0.0567	126	2.02
Bentazone	µg/l	0.25 ± 0.00846	0.22 ± 0.084	0.0375	87.9	-0.81
Chlorothalonil Metabolite R611965 (3-carbamyl-2,4,5-trichlorobenzoic acid)	µg/l	0.654 ± 0.0615	- ± -	0.0785	-	-
Chlorothalonil sulfonic acid (Chlorothalonil-ESA)	µg/l	0.514 ± 0.0499	- ± -	0.0875	-	-
Dicamba	µg/l	0.441 ± 0.0329	0.371 ± 0.111	0.0882	84.1	-0.79
Dichlorprop	µg/l	0.183 ± 0.00775	0.183 ± 0.055	0.022	99.9	-0.01
Dimethachlor Metabolite - CGA 369873	µg/l	0.292 ± 0.0126	- ± -	0.0211	-	-
Glufosinate	µg/l	0.29 ± 0.0424	- ± -	0.0987	-	-
Glyphosate	µg/l	- ± -	<0.05 (LOQ) ± -	-	-	-
MCPP (Mecoprop)	µg/l	0.108 ± 0.00421	0.1 ± 0.033	0.0141	92.3	-0.59
Metazachlor	µg/l	- ± -	- ± -	-	-	-
Metazachlor ethane sulfonic acid (Metazachlor-ESA)	µg/l	0.961 ± 0.0475	- ± -	0.183	-	-
Metazachlor oxanilic acid (Metazachlor-OA)	µg/l	0.811 ± 0.101	- ± -	0.17	-	-
Metolachlor	µg/l	- ± -	- ± -	-	-	-
s-Metolachlor ethanesulfonic acid (Metolachlor-ESA)	µg/l	0.418 ± 0.0197	- ± -	0.0836	-	-
s-Metolachlor oxanilic acid (Metolachlor-OA)	µg/l	0.88 ± 0.045	- ± -	0.123	-	-
Chlorothalonil-4-hydroxy	µg/l	0.139 ± 0.0117	- ± -	0.0139	-	-
Chlorothalonil Metabolite R471811	µg/l	0.381 ± 0.0261	- ± -	0.0419	-	-

Parameter	Unit	Assigned value ± U (k=2)	Result ± U	Criterion	Recovery [%]	z-Score
Chlorothalonil Metabolite R611968	µg/l	0.505 ± 0.0334	- ± -	0.0409	-	-
Chlorothalonil Metabolite SYN507900	µg/l	0.192 ± 0.017	- ± -	0.025	-	-
Chlorothalonil Metabolite SYN548580	µg/l	- ± -	- ± -	-	-	-
Chlorothalonil Metabolite SYN548581	µg/l	- ± -	- ± -	-	-	-

Sample: H110B

Parameter	Unit	Assigned value ± U (k=2)	Result ± U	Criterion	Recovery [%]	z-Score
2,4,5-Trichlorophenoxyacetic acid	µg/l	0.121 ± 0.00822	- ± -	0.0219	-	-
2,4-D (2,4-Dichlorphenoxyaceticacid)	µg/l	0.783 ± 0.0325	0.673 ± 0.202	0.11	86	-1.00
Alachlor	µg/l	0.776 ± 0.0446	- ± -	0.0931	-	-
Alachlor-t-acid (Alachlor-OA)	µg/l	0.115 ± 0.00792	- ± -	0.0172	-	-
Alachlor-t-sulfonic acid (Alachlor-ESA)	µg/l	0.216 ± 0.0151	- ± -	0.028	-	-
AMPA	µg/l	0.329 ± 0.0339	0.305 ± 0.153	0.0428	92.7	-0.56
Bentazone	µg/l	0.498 ± 0.0158	0.435 ± 0.165	0.0747	87.4	-0.84
Chlorothalonil Metabolite R611965 (3-carbamyl-2,4,5-trichlorobenzoic acid)	µg/l	0.253 ± 0.0187	- ± -	0.023	-	-
Chlorothalonil sulfonic acid (Chlorothalonil-ESA)	µg/l	0.186 ± 0.0187	- ± -	0.0334	-	-
Dicamba	µg/l	0.487 ± 0.0444	0.397 ± 0.119	0.0973	81.6	-0.92
Dichlorprop	µg/l	0.192 ± 0.00877	0.203 ± 0.061	0.023	106	0.48
Dimethachlor Metabolite - CGA 369873	µg/l	0.115 ± 0.0103	- ± -	0.0195	-	-
Glufosinate	µg/l	0.127 ± 0.0221	- ± -	0.0432	-	-
Glyphosate	µg/l	0.713 ± 0.069	0.564 ± 0.282	0.143	79.2	-1.04
MCPP (Mecoprop)	µg/l	0.449 ± 0.016	0.378 ± 0.125	0.0584	84.2	-1.22
Metazachlor	µg/l	0.222 ± 0.0101	- ± -	0.0266	-	-
Metazachlor ethane sulfonic acid (Metazachlor-ESA)	µg/l	0.177 ± 0.0116	- ± -	0.0337	-	-
Metazachlor oxanilic acid	µg/l	0.313 ± 0.0285	- ± -	0.0658	-	-

Parameter	Unit	Assigned value ± U (k=2)	Result ± U	Criterion Recovery [%]	z-Score
(Metazachlor-OA)					
Metolachlor	µg/l	0.268 ± 0.0145	- ± -	0.0402	-
s-Metolachlor ethanesulfonic acid (Metolachlor-ESA)	µg/l	0.334 ± 0.0211	- ± -	0.0668	-
s-Metolachlor oxanilic acid (Metolachlor-OA)	µg/l	0.636 ± 0.0326	- ± -	0.089	-
Chlorothalonil-4-hydroxy	µg/l	0.704 ± 0.119	- ± -	0.155	-
Chlorothalonil Metabolite R471811	µg/l	0.678 ± 0.0614	- ± -	0.102	-
Chlorothalonil Metabolite R611968	µg/l	0.332 ± 0.0236	- ± -	0.0288	-
Chlorothalonil Metabolite SYN507900	µg/l	0.383 ± 0.0238	- ± -	0.0337	-
Chlorothalonil Metabolite SYN548580	µg/l	- ± -	- ± -	-	-
Chlorothalonil Metabolite SYN548581	µg/l	- ± -	- ± -	-	-



Sample: H110A

Parameter	Unit	Assigned value ± U (k=2)	Result ± U	Criterion	Recovery [%]	En-Score
2,4,5-Trichlorophenoxyacetic acid	µg/l	0.637 ± 0.0325	- ± -	0.115	-	-
2,4-D (2,4-Dichlorphenoxyaceticacid)	µg/l	0.293 ± 0.0138	0.258 ± 0.077	0.041	88	-0.23
Alachlor	µg/l	0.253 ± 0.0151	- ± -	0.0303	-	-
Alachlor-t-acid (Alachlor-OA)	µg/l	0.165 ± 0.0102	- ± -	0.0247	-	-
Alachlor-t-sulfonic acid (Alachlor-ESA)	µg/l	0.414 ± 0.023	- ± -	0.0397	-	-
AMPA	µg/l	0.436 ± 0.0433	0.551 ± 0.276	0.0567	126	0.21
Bentazone	µg/l	0.25 ± 0.00846	0.22 ± 0.084	0.0375	87.9	-0.18
Chlorothalonil Metabolite R611965 (3-carbamyl-2,4,5-trichlorobenzoic acid)	µg/l	0.654 ± 0.0615	- ± -	0.0785	-	-
Chlorothalonil sulfonic acid (Chlorothalonil-ESA)	µg/l	0.514 ± 0.0499	- ± -	0.0875	-	-
Dicamba	µg/l	0.441 ± 0.0329	0.371 ± 0.111	0.0882	84.1	-0.31
Dichlorprop	µg/l	0.183 ± 0.00775	0.183 ± 0.055	0.022	99.9	0.00
Dimethachlor Metabolite - CGA 369873	µg/l	0.292 ± 0.0126	- ± -	0.0211	-	-
Glufosinate	µg/l	0.29 ± 0.0424	- ± -	0.0987	-	-
Glyphosate	µg/l	- ± -	<0.05 (LOQ) ± -	-	-	-
MCPP (Mecoprop)	µg/l	0.108 ± 0.00421	0.1 ± 0.033	0.0141	92.3	-0.13
Metazachlor	µg/l	- ± -	- ± -	-	-	-
Metazachlor ethane sulfonic acid (Metazachlor-ESA)	µg/l	0.961 ± 0.0475	- ± -	0.183	-	-
Metazachlor oxanilic acid (Metazachlor-OA)	µg/l	0.811 ± 0.101	- ± -	0.17	-	-
Metolachlor	µg/l	- ± -	- ± -	-	-	-
s-Metolachlor ethanesulfonic acid (Metolachlor-ESA)	µg/l	0.418 ± 0.0197	- ± -	0.0836	-	-
s-Metolachlor oxanilic acid (Metolachlor-OA)	µg/l	0.88 ± 0.045	- ± -	0.123	-	-
Chlorothalonil-4-hydroxy	µg/l	0.139 ± 0.0117	- ± -	0.0139	-	-
Chlorothalonil Metabolite R471811	µg/l	0.381 ± 0.0261	- ± -	0.0419	-	-

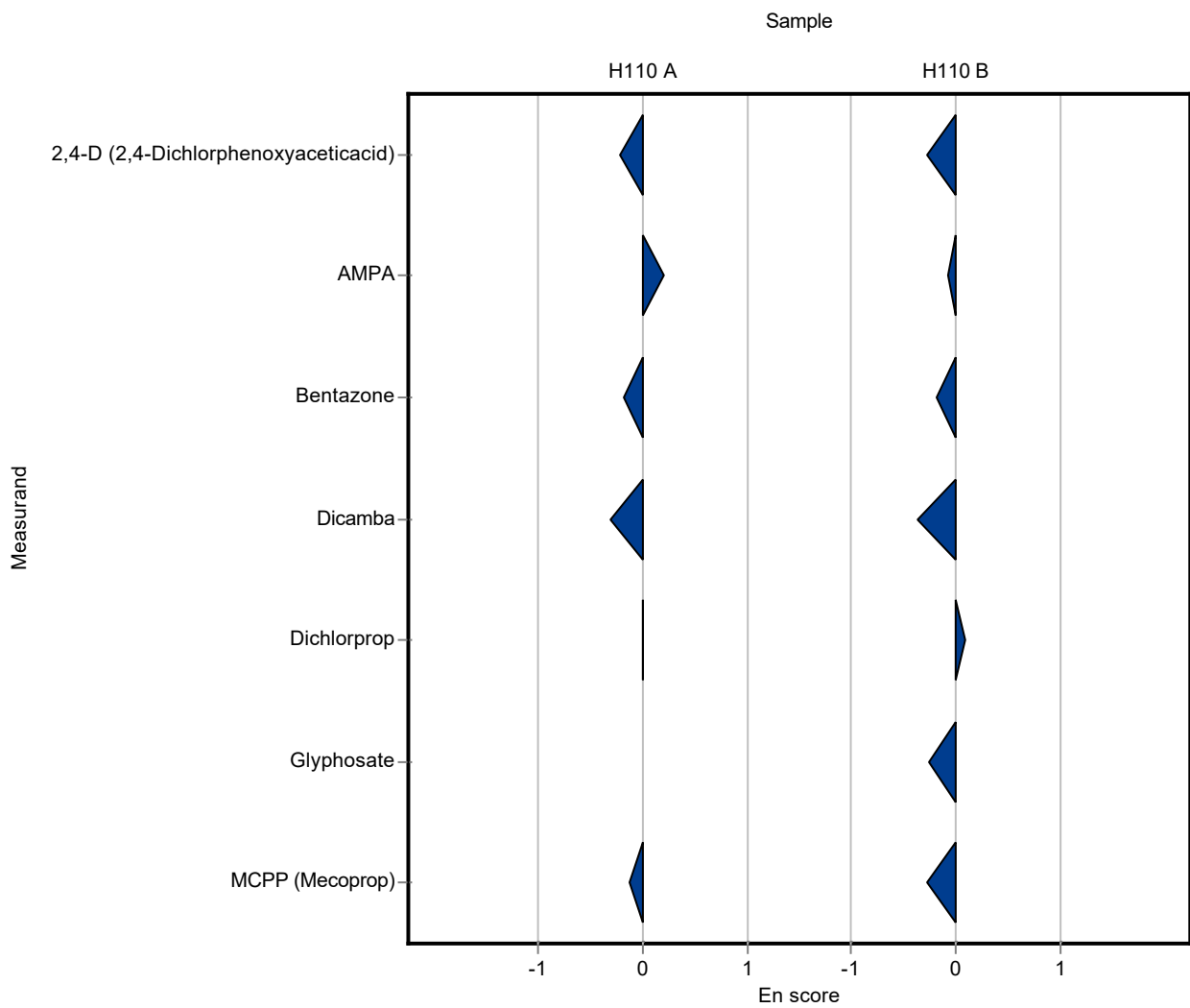
Parameter	Unit	Assigned value ± U (k=2)	Result ± U	Criterion	Recovery [%]	En-Score
Chlorothalonil Metabolite R611968	µg/l	0.505 ± 0.0334	- ± -	0.0409	-	-
Chlorothalonil Metabolite SYN507900	µg/l	0.192 ± 0.017	- ± -	0.025	-	-
Chlorothalonil Metabolite SYN548580	µg/l	- ± -	- ± -	-	-	-
Chlorothalonil Metabolite SYN548581	µg/l	- ± -	- ± -	-	-	-

Sample: H110B

Parameter	Unit	Assigned value ± U (k=2)	Result ± U	Criterion	Recovery [%]	En-Score
2,4,5-Trichlorophenoxyacetic acid	µg/l	0.121 ± 0.00822	- ± -	0.0219	-	-
2,4-D (2,4-Dichlorphenoxyaceticacid)	µg/l	0.783 ± 0.0325	0.673 ± 0.202	0.11	86	-0.27
Alachlor	µg/l	0.776 ± 0.0446	- ± -	0.0931	-	-
Alachlor-t-acid (Alachlor-OA)	µg/l	0.115 ± 0.00792	- ± -	0.0172	-	-
Alachlor-t-sulfonic acid (Alachlor-ESA)	µg/l	0.216 ± 0.0151	- ± -	0.028	-	-
AMPA	µg/l	0.329 ± 0.0339	0.305 ± 0.153	0.0428	92.7	-0.08
Bentazone	µg/l	0.498 ± 0.0158	0.435 ± 0.165	0.0747	87.4	-0.19
Chlorothalonil Metabolite R611965 (3-carbamyl-2,4,5-trichlorobenzoic acid)	µg/l	0.253 ± 0.0187	- ± -	0.023	-	-
Chlorothalonil sulfonic acid (Chlorothalonil-ESA)	µg/l	0.186 ± 0.0187	- ± -	0.0334	-	-
Dicamba	µg/l	0.487 ± 0.0444	0.397 ± 0.119	0.0973	81.6	-0.37
Dichlorprop	µg/l	0.192 ± 0.00877	0.203 ± 0.061	0.023	106	0.09
Dimethachlor Metabolite - CGA 369873	µg/l	0.115 ± 0.0103	- ± -	0.0195	-	-
Glufosinate	µg/l	0.127 ± 0.0221	- ± -	0.0432	-	-
Glyphosate	µg/l	0.713 ± 0.069	0.564 ± 0.282	0.143	79.2	-0.26
MCPP (Mecoprop)	µg/l	0.449 ± 0.016	0.378 ± 0.125	0.0584	84.2	-0.28
Metazachlor	µg/l	0.222 ± 0.0101	- ± -	0.0266	-	-
Metazachlor ethane sulfonic acid (Metazachlor-ESA)	µg/l	0.177 ± 0.0116	- ± -	0.0337	-	-
Metazachlor oxanilic acid	µg/l	0.313 ± 0.0285	- ± -	0.0658	-	-

Parameter	Unit	Assigned value ± U (k=2)	Result ± U	Criterion Recovery [%]	En-Score
(Metazachlor-OA)					
Metolachlor	µg/l	0.268 ± 0.0145	- ± -	0.0402	-
s-Metolachlor ethanesulfonic acid (Metolachlor-ESA)	µg/l	0.334 ± 0.0211	- ± -	0.0668	-
s-Metolachlor oxanilic acid (Metolachlor-OA)	µg/l	0.636 ± 0.0326	- ± -	0.089	-
Chlorothalonil-4-hydroxy	µg/l	0.704 ± 0.119	- ± -	0.155	-
Chlorothalonil Metabolite R471811	µg/l	0.678 ± 0.0614	- ± -	0.102	-
Chlorothalonil Metabolite R611968	µg/l	0.332 ± 0.0236	- ± -	0.0288	-
Chlorothalonil Metabolite SYN507900	µg/l	0.383 ± 0.0238	- ± -	0.0337	-
Chlorothalonil Metabolite SYN548580	µg/l	- ± -	- ± -	-	-
Chlorothalonil Metabolite SYN548581	µg/l	- ± -	- ± -	-	-





Sample: H110A

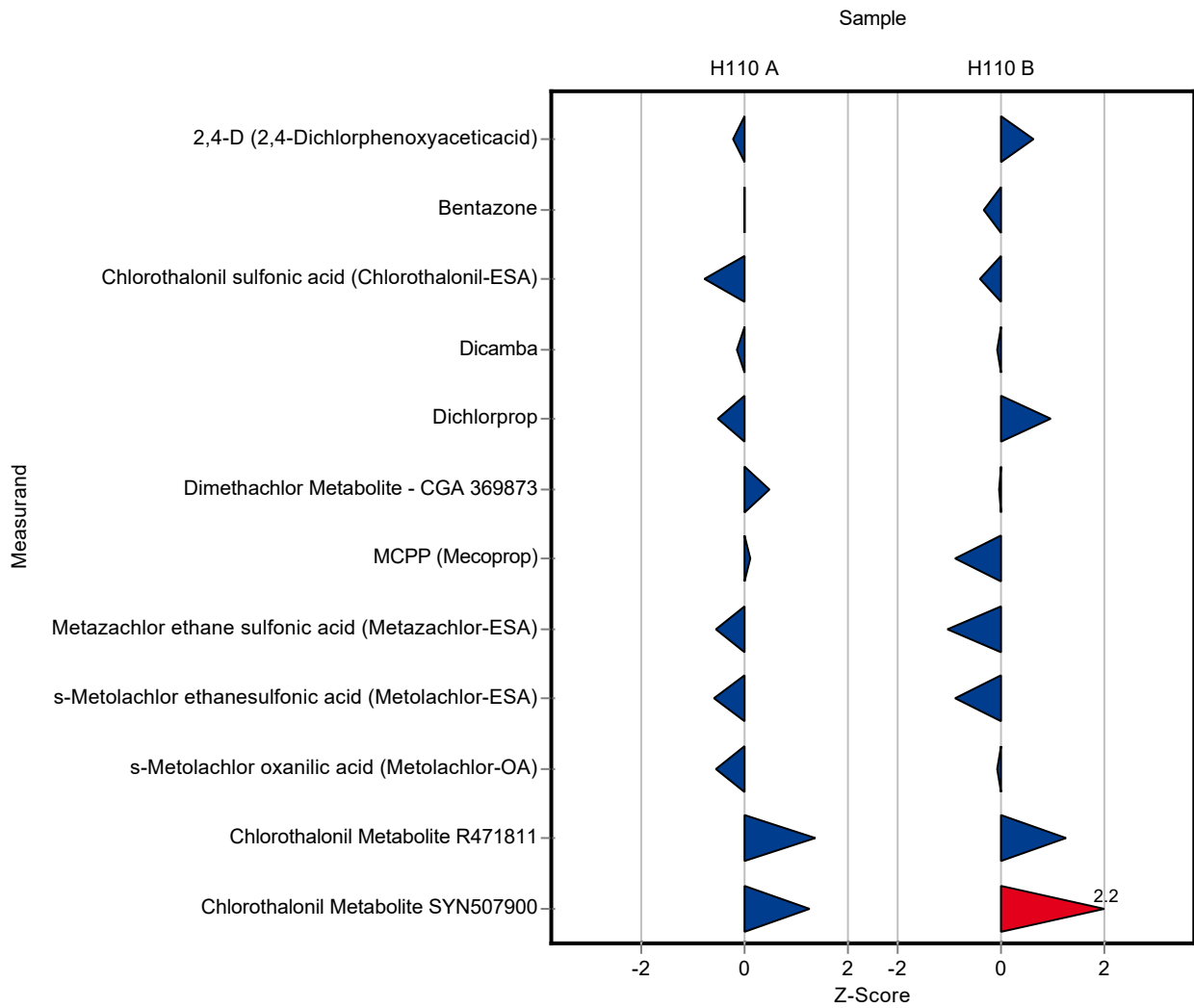
Parameter	Unit	Assigned value ± U (k=2)	Result ± U	Criterion	Recovery [%]	z-Score
2,4,5-Trichlorophenoxyacetic acid	µg/l	0.637 ± 0.0325	- ± -	0.115	-	-
2,4-D (2,4-Dichlorphenoxyaceticacid)	µg/l	0.293 ± 0.0138	0.284 ± 0.085	0.041	96.9	-0.22
Alachlor	µg/l	0.253 ± 0.0151	- ± -	0.0303	-	-
Alachlor-t-acid (Alachlor-OA)	µg/l	0.165 ± 0.0102	- ± -	0.0247	-	-
Alachlor-t-sulfonic acid (Alachlor-ESA)	µg/l	0.414 ± 0.023	- ± -	0.0397	-	-
AMPA	µg/l	0.436 ± 0.0433	- ± -	0.0567	-	-
Bentazone	µg/l	0.25 ± 0.00846	0.25 ± 0.05	0.0375	99.9	-0.01
Chlorothalonil Metabolite R611965 (3-carbamyl-2,4,5-trichlorobenzoic acid)	µg/l	0.654 ± 0.0615	- ± -	0.0785	-	-
Chlorothalonil sulfonic acid (Chlorothalonil-ESA)	µg/l	0.514 ± 0.0499	0.448 ± 0.09	0.0875	87.1	-0.76
Dicamba	µg/l	0.441 ± 0.0329	0.428 ± 0.15	0.0882	97.1	-0.15
Dichlorprop	µg/l	0.183 ± 0.00775	0.172 ± 0.026	0.022	93.9	-0.51
Dimethachlor Metabolite - CGA 369873	µg/l	0.292 ± 0.0126	0.303 ± 0.03	0.0211	104	0.51
Glufosinate	µg/l	0.29 ± 0.0424	- ± -	0.0987	-	-
Glyphosate	µg/l	- ± -	- ± -	-	-	-
MCPP (Mecoprop)	µg/l	0.108 ± 0.00421	0.11 ± 0.022	0.0141	102	0.12
Metazachlor	µg/l	- ± -	- ± -	-	-	-
Metazachlor ethane sulfonic acid (Metazachlor-ESA)	µg/l	0.961 ± 0.0475	0.863 ± 0.259	0.183	89.8	-0.54
Metazachlor oxanilic acid (Metazachlor-OA)	µg/l	0.811 ± 0.101	- ± -	0.17	-	-
Metolachlor	µg/l	- ± -	- ± -	-	-	-
s-Metolachlor ethanesulfonic acid (Metolachlor-ESA)	µg/l	0.418 ± 0.0197	0.369 ± 0.111	0.0836	88.3	-0.58
s-Metolachlor oxanilic acid (Metolachlor-OA)	µg/l	0.88 ± 0.045	0.813 ± 0.163	0.123	92.3	-0.55
Chlorothalonil-4-hydroxy	µg/l	0.139 ± 0.0117	- ± -	0.0139	-	-
Chlorothalonil Metabolite R471811	µg/l	0.381 ± 0.0261	0.439 ± 0.088	0.0419	115	1.38

Parameter	Unit	Assigned value ± U (k=2)	Result ± U	Criterion	Recovery [%]	z-Score
Chlorothalonil Metabolite R611968	µg/l	0.505 ± 0.0334	- ± -	0.0409	-	-
Chlorothalonil Metabolite SYN507900	µg/l	0.192 ± 0.017	0.224 ± 0.034	0.025	117	1.28
Chlorothalonil Metabolite SYN548580	µg/l	- ± -	- ± -	-	-	-
Chlorothalonil Metabolite SYN548581	µg/l	- ± -	- ± -	-	-	-

Sample: H110B

Parameter	Unit	Assigned value ± U (k=2)	Result ± U	Criterion	Recovery [%]	z-Score
2,4,5-Trichlorophenoxyacetic acid	µg/l	0.121 ± 0.00822	- ± -	0.0219	-	-
2,4-D (2,4-Dichlorphenoxyaceticacid)	µg/l	0.783 ± 0.0325	0.852 ± 0.256	0.11	109	0.63
Alachlor	µg/l	0.776 ± 0.0446	- ± -	0.0931	-	-
Alachlor-t-acid (Alachlor-OA)	µg/l	0.115 ± 0.00792	- ± -	0.0172	-	-
Alachlor-t-sulfonic acid (Alachlor-ESA)	µg/l	0.216 ± 0.0151	- ± -	0.028	-	-
AMPA	µg/l	0.329 ± 0.0339	- ± -	0.0428	-	-
Bentazone	µg/l	0.498 ± 0.0158	0.473 ± 0.095	0.0747	95	-0.33
Chlorothalonil Metabolite R611965 (3-carbamyl-2,4,5-trichlorobenzoic acid)	µg/l	0.253 ± 0.0187	- ± -	0.023	-	-
Chlorothalonil sulfonic acid (Chlorothalonil-ESA)	µg/l	0.186 ± 0.0187	0.172 ± 0.034	0.0334	92.7	-0.41
Dicamba	µg/l	0.487 ± 0.0444	0.48 ± 0.168	0.0973	98.6	-0.07
Dichlorprop	µg/l	0.192 ± 0.00877	0.214 ± 0.032	0.023	112	0.96
Dimethachlor Metabolite - CGA 369873	µg/l	0.115 ± 0.0103	0.114 ± 0.011	0.0195	99.4	-0.03
Glufosinate	µg/l	0.127 ± 0.0221	- ± -	0.0432	-	-
Glyphosate	µg/l	0.713 ± 0.069	- ± -	0.143	-	-
MCPP (Mecoprop)	µg/l	0.449 ± 0.016	0.396 ± 0.079	0.0584	88.2	-0.91
Metazachlor	µg/l	0.222 ± 0.0101	- ± -	0.0266	-	-
Metazachlor ethane sulfonic acid (Metazachlor-ESA)	µg/l	0.177 ± 0.0116	0.142 ± 0.043	0.0337	80.1	-1.05
Metazachlor oxanilic acid	µg/l	0.313 ± 0.0285	- ± -	0.0658	-	-

Parameter	Unit	Assigned value ± U (k=2)	Result ± U	Criterion	Recovery [%]	z-Score
(Metazachlor-OA)						
Metolachlor	µg/l	0.268 ± 0.0145	- ± -	0.0402	-	-
s-Metolachlor ethanesulfonic acid (Metolachlor-ESA)	µg/l	0.334 ± 0.0211	0.274 ± 0.043	0.0668	82.1	-0.90
s-Metolachlor oxanilic acid (Metolachlor-OA)	µg/l	0.636 ± 0.0326	0.63 ± 0.126	0.089	99.1	-0.06
Chlorothalonil-4-hydroxy	µg/l	0.704 ± 0.119	- ± -	0.155	-	-
Chlorothalonil Metabolite R471811	µg/l	0.678 ± 0.0614	0.807 ± 0.161	0.102	119	1.27
Chlorothalonil Metabolite R611968	µg/l	0.332 ± 0.0236	- ± -	0.0288	-	-
Chlorothalonil Metabolite SYN507900	µg/l	0.383 ± 0.0238	0.455 ± 0.068	0.0337	119	2.15
Chlorothalonil Metabolite SYN548580	µg/l	- ± -	- ± -	-	-	-
Chlorothalonil Metabolite SYN548581	µg/l	- ± -	- ± -	-	-	-



Sample: H110A

Parameter	Unit	Assigned value ± U (k=2)	Result ± U	Criterion	Recovery [%]	En-Score
2,4,5-Trichlorophenoxyacetic acid	µg/l	0.637 ± 0.0325	- ± -	0.115	-	-
2,4-D (2,4-Dichlorphenoxyaceticacid)	µg/l	0.293 ± 0.0138	0.284 ± 0.085	0.041	96.9	-0.05
Alachlor	µg/l	0.253 ± 0.0151	- ± -	0.0303	-	-
Alachlor-t-acid (Alachlor-OA)	µg/l	0.165 ± 0.0102	- ± -	0.0247	-	-
Alachlor-t-sulfonic acid (Alachlor-ESA)	µg/l	0.414 ± 0.023	- ± -	0.0397	-	-
AMPA	µg/l	0.436 ± 0.0433	- ± -	0.0567	-	-
Bentazone	µg/l	0.25 ± 0.00846	0.25 ± 0.05	0.0375	99.9	0.00
Chlorothalonil Metabolite R611965 (3-carbamyl-2,4,5-trichlorobenzoic acid)	µg/l	0.654 ± 0.0615	- ± -	0.0785	-	-
Chlorothalonil sulfonic acid (Chlorothalonil-ESA)	µg/l	0.514 ± 0.0499	0.448 ± 0.09	0.0875	87.1	-0.36
Dicamba	µg/l	0.441 ± 0.0329	0.428 ± 0.15	0.0882	97.1	-0.04
Dichlorprop	µg/l	0.183 ± 0.00775	0.172 ± 0.026	0.022	93.9	-0.21
Dimethachlor Metabolite - CGA 369873	µg/l	0.292 ± 0.0126	0.303 ± 0.03	0.0211	104	0.17
Glufosinate	µg/l	0.29 ± 0.0424	- ± -	0.0987	-	-
Glyphosate	µg/l	- ± -	- ± -	-	-	-
MCPP (Mecoprop)	µg/l	0.108 ± 0.00421	0.11 ± 0.022	0.0141	102	0.04
Metazachlor	µg/l	- ± -	- ± -	-	-	-
Metazachlor ethane sulfonic acid (Metazachlor-ESA)	µg/l	0.961 ± 0.0475	0.863 ± 0.259	0.183	89.8	-0.19
Metazachlor oxanilic acid (Metazachlor-OA)	µg/l	0.811 ± 0.101	- ± -	0.17	-	-
Metolachlor	µg/l	- ± -	- ± -	-	-	-
s-Metolachlor ethanesulfonic acid (Metolachlor-ESA)	µg/l	0.418 ± 0.0197	0.369 ± 0.111	0.0836	88.3	-0.22
s-Metolachlor oxanilic acid (Metolachlor-OA)	µg/l	0.88 ± 0.045	0.813 ± 0.163	0.123	92.3	-0.20
Chlorothalonil-4-hydroxy	µg/l	0.139 ± 0.0117	- ± -	0.0139	-	-
Chlorothalonil Metabolite R471811	µg/l	0.381 ± 0.0261	0.439 ± 0.088	0.0419	115	0.33

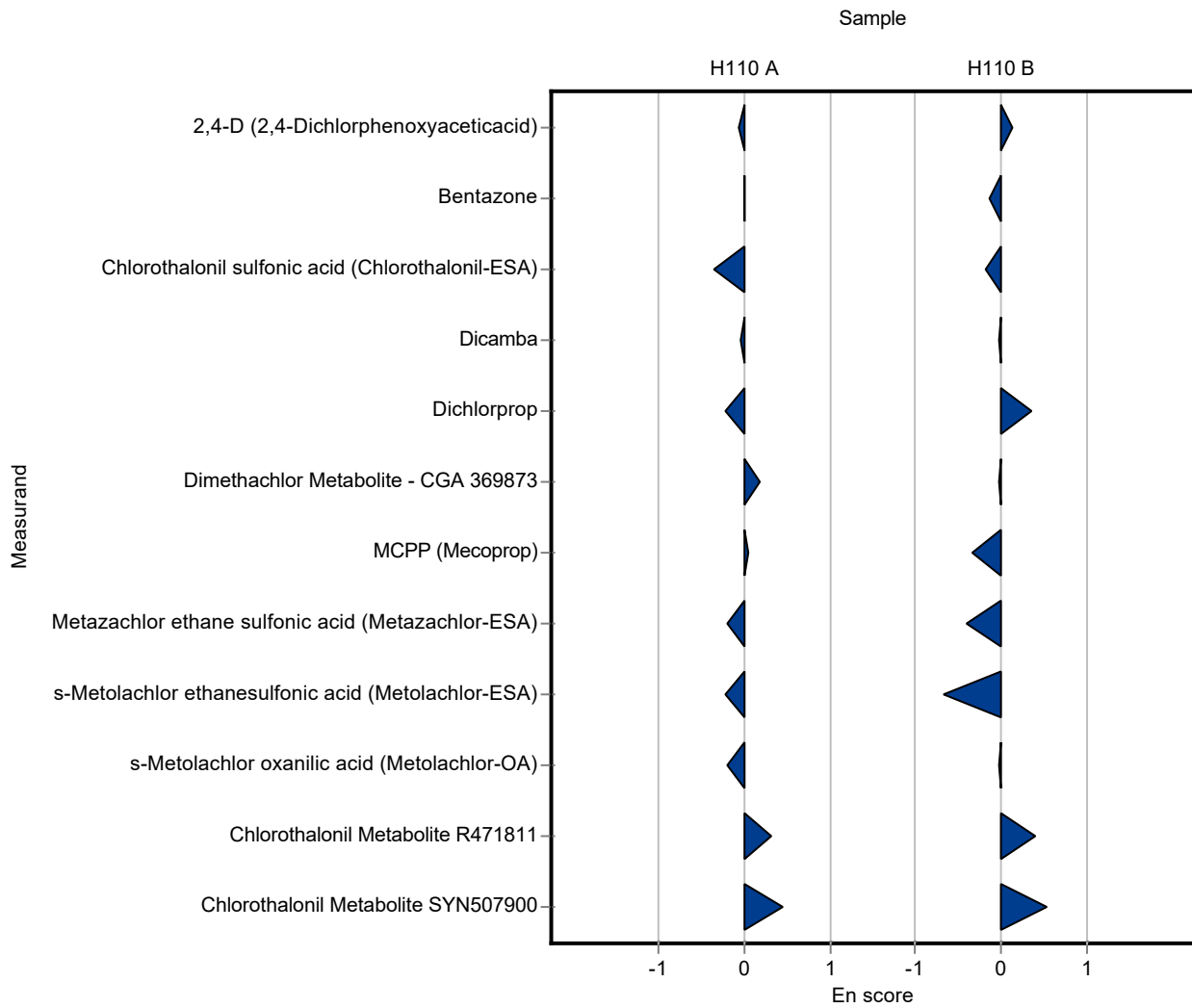
Parameter	Unit	Assigned value ± U (k=2)	Result ± U	Criterion	Recovery [%]	En-Score
Chlorothalonil Metabolite R611968	µg/l	0.505 ± 0.0334	- ± -	0.0409	-	-
Chlorothalonil Metabolite SYN507900	µg/l	0.192 ± 0.017	0.224 ± 0.034	0.025	117	0.46
Chlorothalonil Metabolite SYN548580	µg/l	- ± -	- ± -	-	-	-
Chlorothalonil Metabolite SYN548581	µg/l	- ± -	- ± -	-	-	-

Sample: H110B

Parameter	Unit	Assigned value ± U (k=2)	Result ± U	Criterion	Recovery [%]	En-Score
2,4,5-Trichlorophenoxyacetic acid	µg/l	0.121 ± 0.00822	- ± -	0.0219	-	-
2,4-D (2,4-Dichlorphenoxyaceticacid)	µg/l	0.783 ± 0.0325	0.852 ± 0.256	0.11	109	0.14
Alachlor	µg/l	0.776 ± 0.0446	- ± -	0.0931	-	-
Alachlor-t-acid (Alachlor-OA)	µg/l	0.115 ± 0.00792	- ± -	0.0172	-	-
Alachlor-t-sulfonic acid (Alachlor-ESA)	µg/l	0.216 ± 0.0151	- ± -	0.028	-	-
AMPA	µg/l	0.329 ± 0.0339	- ± -	0.0428	-	-
Bentazone	µg/l	0.498 ± 0.0158	0.473 ± 0.095	0.0747	95	-0.13
Chlorothalonil Metabolite R611965 (3-carbamyl-2,4,5-trichlorobenzoic acid)	µg/l	0.253 ± 0.0187	- ± -	0.023	-	-
Chlorothalonil sulfonic acid (Chlorothalonil-ESA)	µg/l	0.186 ± 0.0187	0.172 ± 0.034	0.0334	92.7	-0.19
Dicamba	µg/l	0.487 ± 0.0444	0.48 ± 0.168	0.0973	98.6	-0.02
Dichlorprop	µg/l	0.192 ± 0.00877	0.214 ± 0.032	0.023	112	0.34
Dimethachlor Metabolite - CGA 369873	µg/l	0.115 ± 0.0103	0.114 ± 0.011	0.0195	99.4	-0.03
Glufosinate	µg/l	0.127 ± 0.0221	- ± -	0.0432	-	-
Glyphosate	µg/l	0.713 ± 0.069	- ± -	0.143	-	-
MCPP (Mecoprop)	µg/l	0.449 ± 0.016	0.396 ± 0.079	0.0584	88.2	-0.33
Metazachlor	µg/l	0.222 ± 0.0101	- ± -	0.0266	-	-
Metazachlor ethane sulfonic acid (Metazachlor-ESA)	µg/l	0.177 ± 0.0116	0.142 ± 0.043	0.0337	80.1	-0.41
Metazachlor oxanilic acid	µg/l	0.313 ± 0.0285	- ± -	0.0658	-	-

Parameter	Unit	Assigned value ± U (k=2)	Result ± U	Criterion Recovery [%]	En-Score
(Metazachlor-OA)					
Metolachlor	µg/l	0.268 ± 0.0145	- ± -	0.0402	-
s-Metolachlor ethanesulfonic acid (Metolachlor-ESA)	µg/l	0.334 ± 0.0211	0.274 ± 0.043	0.0668	82.1
s-Metolachlor oxanilic acid (Metolachlor-OA)	µg/l	0.636 ± 0.0326	0.63 ± 0.126	0.089	99.1
Chlorothalonil-4-hydroxy	µg/l	0.704 ± 0.119	- ± -	0.155	-
Chlorothalonil Metabolite R471811	µg/l	0.678 ± 0.0614	0.807 ± 0.161	0.102	119
Chlorothalonil Metabolite R611968	µg/l	0.332 ± 0.0236	- ± -	0.0288	-
Chlorothalonil Metabolite SYN507900	µg/l	0.383 ± 0.0238	0.455 ± 0.068	0.0337	119
Chlorothalonil Metabolite SYN548580	µg/l	- ± -	- ± -	-	-
Chlorothalonil Metabolite SYN548581	µg/l	- ± -	- ± -	-	-





Sample: H110A

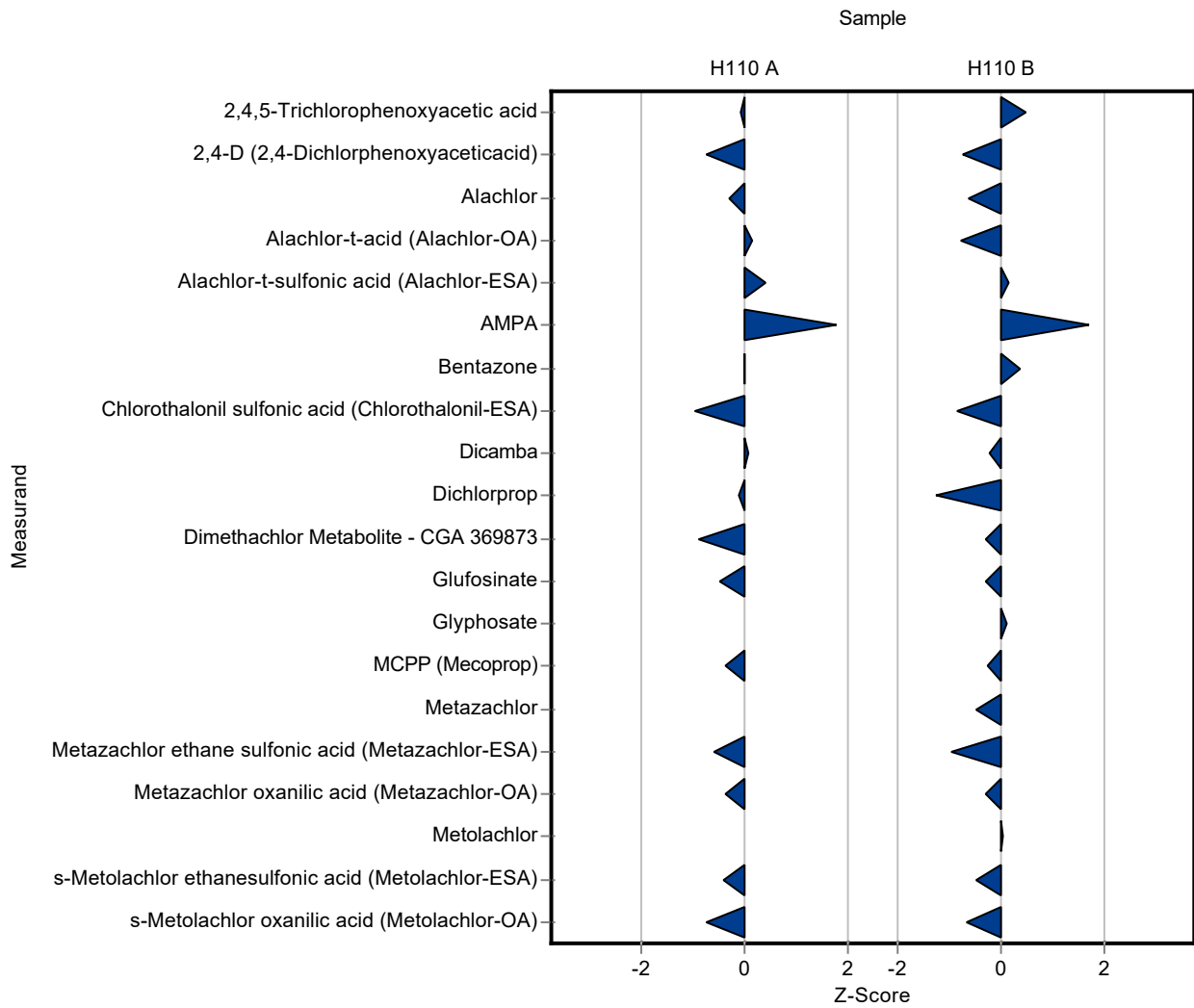
Parameter	Unit	Assigned value ± U (k=2)	Result ± U	Criterion	Recovery [%]	z-Score
2,4,5-Trichlorophenoxyacetic acid	µg/l	0.637 ± 0.0325	0.631 ± 0.095	0.115	99	-0.05
2,4-D (2,4-Dichlorphenoxyaceticacid)	µg/l	0.293 ± 0.0138	0.263 ± 0.039	0.041	89.7	-0.73
Alachlor	µg/l	0.253 ± 0.0151	0.244 ± 0.037	0.0303	96.6	-0.28
Alachlor-t-acid (Alachlor-OA)	µg/l	0.165 ± 0.0102	0.168 ± 0.025	0.0247	102	0.14
Alachlor-t-sulfonic acid (Alachlor-ESA)	µg/l	0.414 ± 0.023	0.43 ± 0.065	0.0397	104	0.40
AMPA	µg/l	0.436 ± 0.0433	0.538 ± 0.081	0.0567	123	1.79
Bentazone	µg/l	0.25 ± 0.00846	0.25 ± 0.038	0.0375	99.9	-0.01
Chlorothalonil Metabolite R611965 (3-carbamyl-2,4,5-trichlorobenzoic acid)	µg/l	0.654 ± 0.0615	- ± -	0.0785	-	-
Chlorothalonil sulfonic acid (Chlorothalonil-ESA)	µg/l	0.514 ± 0.0499	0.431 ± 0.065	0.0875	83.8	-0.95
Dicamba	µg/l	0.441 ± 0.0329	0.448 ± 0.067	0.0882	102	0.08
Dichlorprop	µg/l	0.183 ± 0.00775	0.181 ± 0.027	0.022	98.8	-0.10
Dimethachlor Metabolite - CGA 369873	µg/l	0.292 ± 0.0126	0.274 ± 0.041	0.0211	93.7	-0.87
Glufosinate	µg/l	0.29 ± 0.0424	0.243 ± 0.036	0.0987	83.7	-0.48
Glyphosate	µg/l	- ± -	<0.03 (LOQ) ± -	-	-	-
MCPP (Mecoprop)	µg/l	0.108 ± 0.00421	0.103 ± 0.015	0.0141	95.1	-0.38
Metazachlor	µg/l	- ± -	<0.03 (LOQ) ± -	-	-	-
Metazachlor ethane sulfonic acid (Metazachlor-ESA)	µg/l	0.961 ± 0.0475	0.855 ± 0.13	0.183	88.9	-0.58
Metazachlor oxanilic acid (Metazachlor-OA)	µg/l	0.811 ± 0.101	0.747 ± 0.11	0.17	92.1	-0.37
Metolachlor	µg/l	- ± -	<0.03 (LOQ) ± -	-	-	-
s-Metolachlor ethanesulfonic acid (Metolachlor-ESA)	µg/l	0.418 ± 0.0197	0.385 ± 0.058	0.0836	92.1	-0.39
s-Metolachlor oxanilic acid (Metolachlor-OA)	µg/l	0.88 ± 0.045	0.788 ± 0.12	0.123	89.5	-0.75
Chlorothalonil-4-hydroxy	µg/l	0.139 ± 0.0117	- ± -	0.0139	-	-
Chlorothalonil Metabolite R471811	µg/l	0.381 ± 0.0261	- ± -	0.0419	-	-

Parameter	Unit	Assigned value ± U (k=2)	Result ± U	Criterion	Recovery [%]	z-Score
Chlorothalonil Metabolite R611968	µg/l	0.505 ± 0.0334	- ± -	0.0409	-	-
Chlorothalonil Metabolite SYN507900	µg/l	0.192 ± 0.017	- ± -	0.025	-	-
Chlorothalonil Metabolite SYN548580	µg/l	- ± -	- ± -	-	-	-
Chlorothalonil Metabolite SYN548581	µg/l	- ± -	- ± -	-	-	-

Sample: H110B

Parameter	Unit	Assigned value ± U (k=2)	Result ± U	Criterion	Recovery [%]	z-Score
2,4,5-Trichlorophenoxyacetic acid	µg/l	0.121 ± 0.00822	0.132 ± 0.02	0.0219	109	0.48
2,4-D (2,4-Dichlorphenoxyaceticacid)	µg/l	0.783 ± 0.0325	0.702 ± 0.11	0.11	89.7	-0.74
Alachlor	µg/l	0.776 ± 0.0446	0.718 ± 0.11	0.0931	92.5	-0.62
Alachlor-t-acid (Alachlor-OA)	µg/l	0.115 ± 0.00792	0.101 ± 0.015	0.0172	87.9	-0.81
Alachlor-t-sulfonic acid (Alachlor-ESA)	µg/l	0.216 ± 0.0151	0.22 ± 0.033	0.028	102	0.16
AMPA	µg/l	0.329 ± 0.0339	0.402 ± 0.06	0.0428	122	1.71
Bentazone	µg/l	0.498 ± 0.0158	0.526 ± 0.079	0.0747	106	0.38
Chlorothalonil Metabolite R611965 (3-carbamyl-2,4,5-trichlorobenzoic acid)	µg/l	0.253 ± 0.0187	- ± -	0.023	-	-
Chlorothalonil sulfonic acid (Chlorothalonil-ESA)	µg/l	0.186 ± 0.0187	0.157 ± 0.024	0.0334	84.6	-0.86
Dicamba	µg/l	0.487 ± 0.0444	0.466 ± 0.07	0.0973	95.7	-0.21
Dichlorprop	µg/l	0.192 ± 0.00877	0.163 ± 0.024	0.023	85	-1.25
Dimethachlor Metabolite - CGA 369873	µg/l	0.115 ± 0.0103	0.109 ± 0.016	0.0195	95.1	-0.29
Glufosinate	µg/l	0.127 ± 0.0221	0.114 ± 0.017	0.0432	89.6	-0.30
Glyphosate	µg/l	0.713 ± 0.069	0.73 ± 0.11	0.143	102	0.12
MCPP (Mecoprop)	µg/l	0.449 ± 0.016	0.433 ± 0.065	0.0584	96.4	-0.27
Metazachlor	µg/l	0.222 ± 0.0101	0.209 ± 0.031	0.0266	94.2	-0.49
Metazachlor ethane sulfonic acid (Metazachlor-ESA)	µg/l	0.177 ± 0.0116	0.144 ± 0.022	0.0337	81.2	-0.99
Metazachlor oxanilic acid	µg/l	0.313 ± 0.0285	0.293 ± 0.044	0.0658	93.5	-0.31

Parameter	Unit	Assigned value ± U (k=2)	Result ± U	Criterion	Recovery [%]	z-Score
(Metazachlor-OA)						
Metolachlor	µg/l	0.268 ± 0.0145	0.269 ± 0.04	0.0402	100	0.03
s-Metolachlor ethanesulfonic acid (Metolachlor-ESA)	µg/l	0.334 ± 0.0211	0.302 ± 0.045	0.0668	90.5	-0.48
s-Metolachlor oxanilic acid (Metolachlor-OA)	µg/l	0.636 ± 0.0326	0.575 ± 0.086	0.089	90.5	-0.68
Chlorothalonil-4-hydroxy	µg/l	0.704 ± 0.119	- ± -	0.155	-	-
Chlorothalonil Metabolite R471811	µg/l	0.678 ± 0.0614	- ± -	0.102	-	-
Chlorothalonil Metabolite R611968	µg/l	0.332 ± 0.0236	- ± -	0.0288	-	-
Chlorothalonil Metabolite SYN507900	µg/l	0.383 ± 0.0238	- ± -	0.0337	-	-
Chlorothalonil Metabolite SYN548580	µg/l	- ± -	- ± -	-	-	-
Chlorothalonil Metabolite SYN548581	µg/l	- ± -	- ± -	-	-	-



Sample: H110A

Parameter	Unit	Assigned value ± U (k=2)	Result ± U	Criterion	Recovery [%]	En-Score
2,4,5-Trichlorophenoxyacetic acid	µg/l	0.637 ± 0.0325	0.631 ± 0.095	0.115	99	-0.03
2,4-D (2,4-Dichlorphenoxyaceticacid)	µg/l	0.293 ± 0.0138	0.263 ± 0.039	0.041	89.7	-0.38
Alachlor	µg/l	0.253 ± 0.0151	0.244 ± 0.037	0.0303	96.6	-0.11
Alachlor-t-acid (Alachlor-OA)	µg/l	0.165 ± 0.0102	0.168 ± 0.025	0.0247	102	0.07
Alachlor-t-sulfonic acid (Alachlor-ESA)	µg/l	0.414 ± 0.023	0.43 ± 0.065	0.0397	104	0.12
AMPA	µg/l	0.436 ± 0.0433	0.538 ± 0.081	0.0567	123	0.61
Bentazone	µg/l	0.25 ± 0.00846	0.25 ± 0.038	0.0375	99.9	0.00
Chlorothalonil Metabolite R611965 (3-carbamyl-2,4,5-trichlorobenzoic acid)	µg/l	0.654 ± 0.0615	- ± -	0.0785	-	-
Chlorothalonil sulfonic acid (Chlorothalonil-ESA)	µg/l	0.514 ± 0.0499	0.431 ± 0.065	0.0875	83.8	-0.60
Dicamba	µg/l	0.441 ± 0.0329	0.448 ± 0.067	0.0882	102	0.05
Dichlorprop	µg/l	0.183 ± 0.00775	0.181 ± 0.027	0.022	98.8	-0.04
Dimethachlor Metabolite - CGA 369873	µg/l	0.292 ± 0.0126	0.274 ± 0.041	0.0211	93.7	-0.22
Glufosinate	µg/l	0.29 ± 0.0424	0.243 ± 0.036	0.0987	83.7	-0.57
Glyphosate	µg/l	- ± -	<0.03 (LOQ) ± -	-	-	-
MCPP (Mecoprop)	µg/l	0.108 ± 0.00421	0.103 ± 0.015	0.0141	95.1	-0.17
Metazachlor	µg/l	- ± -	<0.03 (LOQ) ± -	-	-	-
Metazachlor ethane sulfonic acid (Metazachlor-ESA)	µg/l	0.961 ± 0.0475	0.855 ± 0.13	0.183	88.9	-0.40
Metazachlor oxanilic acid (Metazachlor-OA)	µg/l	0.811 ± 0.101	0.747 ± 0.11	0.17	92.1	-0.26
Metolachlor	µg/l	- ± -	<0.03 (LOQ) ± -	-	-	-
s-Metolachlor ethanesulfonic acid (Metolachlor-ESA)	µg/l	0.418 ± 0.0197	0.385 ± 0.058	0.0836	92.1	-0.28
s-Metolachlor oxanilic acid (Metolachlor-OA)	µg/l	0.88 ± 0.045	0.788 ± 0.12	0.123	89.5	-0.38
Chlorothalonil-4-hydroxy	µg/l	0.139 ± 0.0117	- ± -	0.0139	-	-
Chlorothalonil Metabolite R471811	µg/l	0.381 ± 0.0261	- ± -	0.0419	-	-

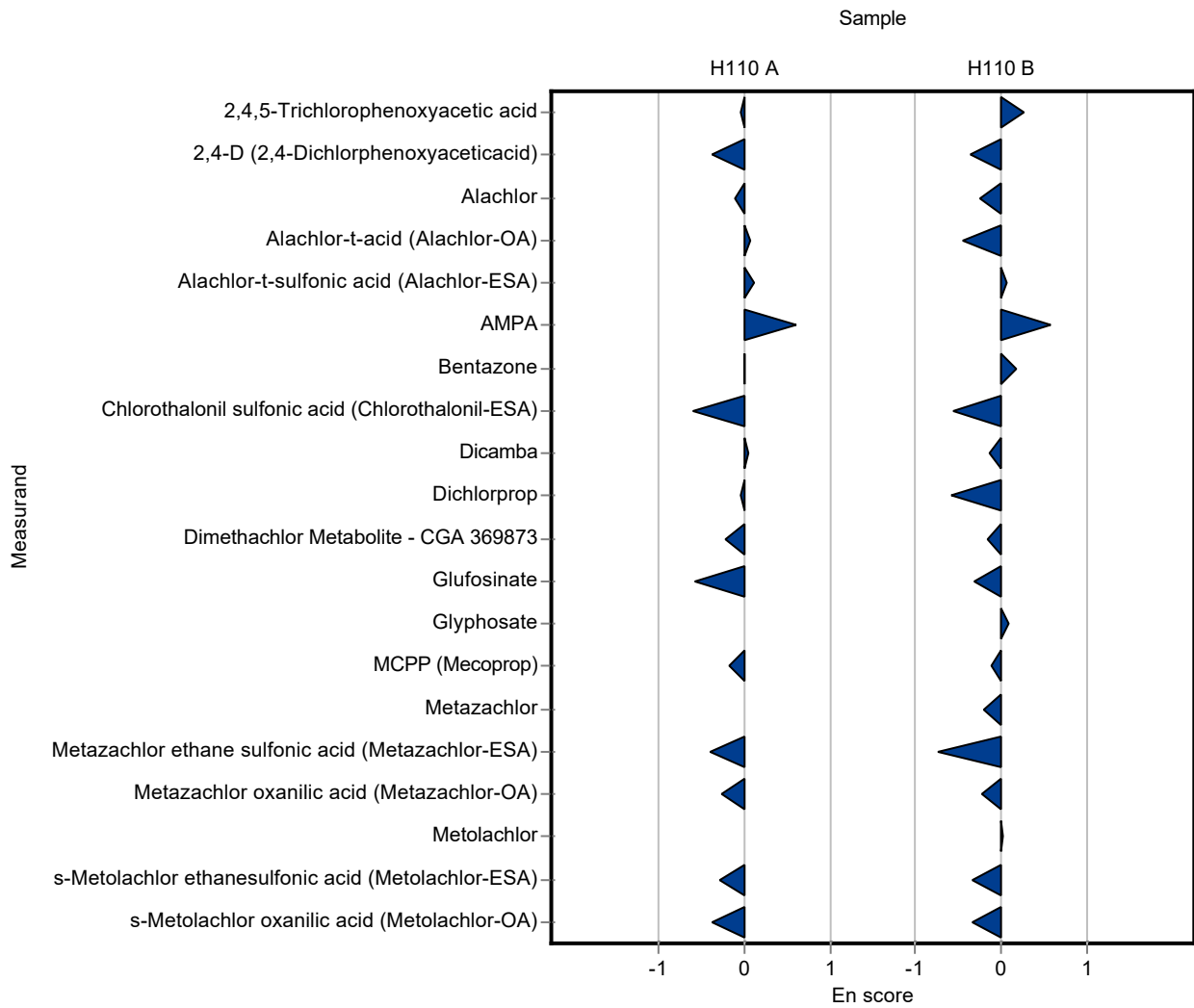
Parameter	Unit	Assigned value ± U (k=2)	Result ± U	Criterion	Recovery [%]	En-Score
Chlorothalonil Metabolite R611968	µg/l	0.505 ± 0.0334	- ± -	0.0409	-	-
Chlorothalonil Metabolite SYN507900	µg/l	0.192 ± 0.017	- ± -	0.025	-	-
Chlorothalonil Metabolite SYN548580	µg/l	- ± -	- ± -	-	-	-
Chlorothalonil Metabolite SYN548581	µg/l	- ± -	- ± -	-	-	-

Sample: H110B

Parameter	Unit	Assigned value ± U (k=2)	Result ± U	Criterion	Recovery [%]	En-Score
2,4,5-Trichlorophenoxyacetic acid	µg/l	0.121 ± 0.00822	0.132 ± 0.02	0.0219	109	0.26
2,4-D (2,4-Dichlorphenoxyaceticacid)	µg/l	0.783 ± 0.0325	0.702 ± 0.11	0.11	89.7	-0.36
Alachlor	µg/l	0.776 ± 0.0446	0.718 ± 0.11	0.0931	92.5	-0.26
Alachlor-t-acid (Alachlor-OA)	µg/l	0.115 ± 0.00792	0.101 ± 0.015	0.0172	87.9	-0.45
Alachlor-t-sulfonic acid (Alachlor-ESA)	µg/l	0.216 ± 0.0151	0.22 ± 0.033	0.028	102	0.07
AMPA	µg/l	0.329 ± 0.0339	0.402 ± 0.06	0.0428	122	0.59
Bentazone	µg/l	0.498 ± 0.0158	0.526 ± 0.079	0.0747	106	0.18
Chlorothalonil Metabolite R611965 (3-carbamyl-2,4,5-trichlorobenzoic acid)	µg/l	0.253 ± 0.0187	- ± -	0.023	-	-
Chlorothalonil sulfonic acid (Chlorothalonil-ESA)	µg/l	0.186 ± 0.0187	0.157 ± 0.024	0.0334	84.6	-0.56
Dicamba	µg/l	0.487 ± 0.0444	0.466 ± 0.07	0.0973	95.7	-0.14
Dichlorprop	µg/l	0.192 ± 0.00877	0.163 ± 0.024	0.023	85	-0.59
Dimethachlor Metabolite - CGA 369873	µg/l	0.115 ± 0.0103	0.109 ± 0.016	0.0195	95.1	-0.17
Glufosinate	µg/l	0.127 ± 0.0221	0.114 ± 0.017	0.0432	89.6	-0.33
Glyphosate	µg/l	0.713 ± 0.069	0.73 ± 0.11	0.143	102	0.08
MCPP (Mecoprop)	µg/l	0.449 ± 0.016	0.433 ± 0.065	0.0584	96.4	-0.12
Metazachlor	µg/l	0.222 ± 0.0101	0.209 ± 0.031	0.0266	94.2	-0.21
Metazachlor ethane sulfonic acid (Metazachlor-ESA)	µg/l	0.177 ± 0.0116	0.144 ± 0.022	0.0337	81.2	-0.73
Metazachlor oxanilic acid	µg/l	0.313 ± 0.0285	0.293 ± 0.044	0.0658	93.5	-0.22

Parameter	Unit	Assigned value ± U (k=2)	Result ± U	Criterion Recovery [%]	En-Score
(Metazachlor-OA)					
Metolachlor	µg/l	0.268 ± 0.0145	0.269 ± 0.04	0.0402	100
s-Metolachlor ethanesulfonic acid (Metolachlor-ESA)	µg/l	0.334 ± 0.0211	0.302 ± 0.045	0.0668	90.5
s-Metolachlor oxanilic acid (Metolachlor-OA)	µg/l	0.636 ± 0.0326	0.575 ± 0.086	0.089	90.5
Chlorothalonil-4-hydroxy	µg/l	0.704 ± 0.119	- ± -	0.155	-
Chlorothalonil Metabolite R471811	µg/l	0.678 ± 0.0614	- ± -	0.102	-
Chlorothalonil Metabolite R611968	µg/l	0.332 ± 0.0236	- ± -	0.0288	-
Chlorothalonil Metabolite SYN507900	µg/l	0.383 ± 0.0238	- ± -	0.0337	-
Chlorothalonil Metabolite SYN548580	µg/l	- ± -	- ± -	-	-
Chlorothalonil Metabolite SYN548581	µg/l	- ± -	- ± -	-	-





Sample: H110A

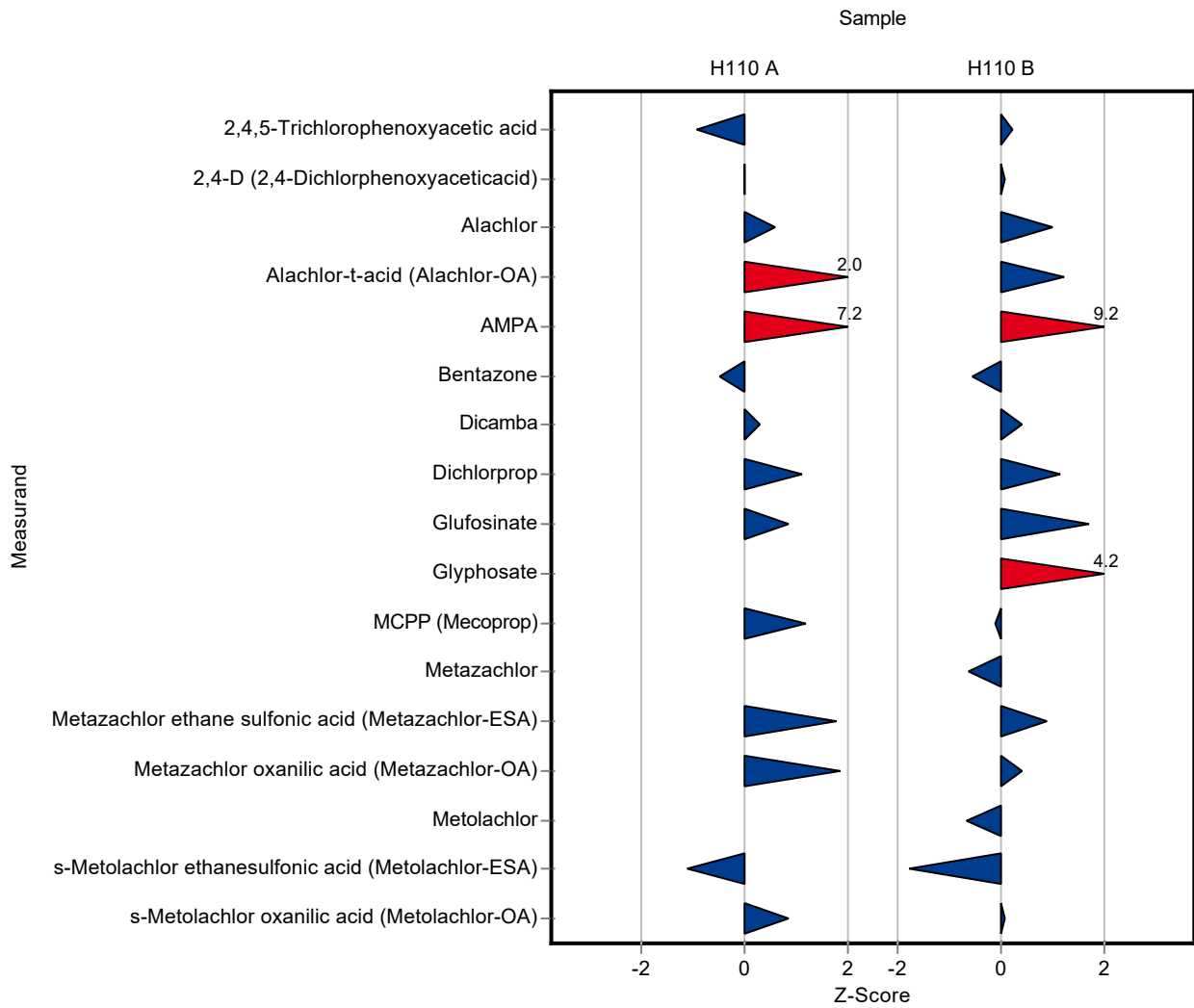
Parameter	Unit	Assigned value ± U (k=2)	Result ± U	Criterion	Recovery [%]	z-Score
2,4,5-Trichlorophenoxyacetic acid	µg/l	0.637 ± 0.0325	0.53 ± 0.159	0.115	83.2	-0.93
2,4-D (2,4-Dichlorphenoxyaceticacid)	µg/l	0.293 ± 0.0138	0.294 ± 0.074	0.041	100	0.02
Alachlor	µg/l	0.253 ± 0.0151	0.271 ± 0.054	0.0303	107	0.61
Alachlor-t-acid (Alachlor-OA)	µg/l	0.165 ± 0.0102	0.215 ± 0.043	0.0247	131	2.04
Alachlor-t-sulfonic acid (Alachlor-ESA)	µg/l	0.414 ± 0.023	- ± -	0.0397	-	-
AMPA	µg/l	0.436 ± 0.0433	0.844 ± 0.169	0.0567	193	7.19
Bentazone	µg/l	0.25 ± 0.00846	0.233 ± 0.047	0.0375	93.1	-0.46
Chlorothalonil Metabolite R611965 (3-carbamyl-2,4,5-trichlorobenzoic acid)	µg/l	0.654 ± 0.0615	- ± -	0.0785	-	-
Chlorothalonil sulfonic acid (Chlorothalonil-ESA)	µg/l	0.514 ± 0.0499	- ± -	0.0875	-	-
Dicamba	µg/l	0.441 ± 0.0329	0.467 ± 0.093	0.0882	106	0.29
Dichlorprop	µg/l	0.183 ± 0.00775	0.208 ± 0.042	0.022	114	1.13
Dimethachlor Metabolite - CGA 369873	µg/l	0.292 ± 0.0126	- ± -	0.0211	-	-
Glufosinate	µg/l	0.29 ± 0.0424	0.376 ± 0.075	0.0987	130	0.87
Glyphosate	µg/l	- ± -	0.068 ± 0.014	-	-	-
MCPP (Mecoprop)	µg/l	0.108 ± 0.00421	0.125 ± 0.025	0.0141	115	1.19
Metazachlor	µg/l	- ± -	<0.03 (LOQ) ± -	-	-	-
Metazachlor ethane sulfonic acid (Metazachlor-ESA)	µg/l	0.961 ± 0.0475	1.29 ± 0.258	0.183	134	1.80
Metazachlor oxanilic acid (Metazachlor-OA)	µg/l	0.811 ± 0.101	1.13 ± 0.226	0.17	139	1.88
Metolachlor	µg/l	- ± -	<0.03 (LOQ) ± -	-	-	-
s-Metolachlor ethanesulfonic acid (Metolachlor-ESA)	µg/l	0.418 ± 0.0197	0.324 ± 0.065	0.0836	77.5	-1.12
s-Metolachlor oxanilic acid (Metolachlor-OA)	µg/l	0.88 ± 0.045	0.986 ± 0.197	0.123	112	0.86
Chlorothalonil-4-hydroxy	µg/l	0.139 ± 0.0117	- ± -	0.0139	-	-
Chlorothalonil Metabolite R471811	µg/l	0.381 ± 0.0261	- ± -	0.0419	-	-

Parameter	Unit	Assigned value ± U (k=2)	Result ± U	Criterion	Recovery [%]	z-Score
Chlorothalonil Metabolite R611968	µg/l	0.505 ± 0.0334	- ± -	0.0409	-	-
Chlorothalonil Metabolite SYN507900	µg/l	0.192 ± 0.017	- ± -	0.025	-	-
Chlorothalonil Metabolite SYN548580	µg/l	- ± -	- ± -	-	-	-
Chlorothalonil Metabolite SYN548581	µg/l	- ± -	- ± -	-	-	-

Sample: H110B

Parameter	Unit	Assigned value ± U (k=2)	Result ± U	Criterion	Recovery [%]	z-Score
2,4,5-Trichlorophenoxyacetic acid	µg/l	0.121 ± 0.00822	0.126 ± 0.038	0.0219	104	0.21
2,4-D (2,4-Dichlorphenoxyaceticacid)	µg/l	0.783 ± 0.0325	0.791 ± 0.198	0.11	101	0.08
Alachlor	µg/l	0.776 ± 0.0446	0.868 ± 0.174	0.0931	112	0.99
Alachlor-t-acid (Alachlor-OA)	µg/l	0.115 ± 0.00792	0.136 ± 0.027	0.0172	118	1.22
Alachlor-t-sulfonic acid (Alachlor-ESA)	µg/l	0.216 ± 0.0151	- ± -	0.028	-	-
AMPA	µg/l	0.329 ± 0.0339	0.722 ± 0.144	0.0428	220	9.19
Bentazone	µg/l	0.498 ± 0.0158	0.457 ± 0.091	0.0747	91.8	-0.55
Chlorothalonil Metabolite R611965 (3-carbamyl-2,4,5-trichlorobenzoic acid)	µg/l	0.253 ± 0.0187	- ± -	0.023	-	-
Chlorothalonil sulfonic acid (Chlorothalonil-ESA)	µg/l	0.186 ± 0.0187	- ± -	0.0334	-	-
Dicamba	µg/l	0.487 ± 0.0444	0.525 ± 0.105	0.0973	108	0.39
Dichlorprop	µg/l	0.192 ± 0.00877	0.218 ± 0.044	0.023	114	1.13
Dimethachlor Metabolite - CGA 369873	µg/l	0.115 ± 0.0103	- ± -	0.0195	-	-
Glufosinate	µg/l	0.127 ± 0.0221	0.201 ± 0.04	0.0432	158	1.71
Glyphosate	µg/l	0.713 ± 0.069	1.31 ± 0.262	0.143	184	4.19
MCPP (Mecoprop)	µg/l	0.449 ± 0.016	0.442 ± 0.088	0.0584	98.4	-0.12
Metazachlor	µg/l	0.222 ± 0.0101	0.205 ± 0.041	0.0266	92.4	-0.64
Metazachlor ethane sulfonic acid (Metazachlor-ESA)	µg/l	0.177 ± 0.0116	0.207 ± 0.041	0.0337	117	0.88
Metazachlor oxanilic acid	µg/l	0.313 ± 0.0285	0.339 ± 0.068	0.0658	108	0.39

Parameter	Unit	Assigned value ± U (k=2)	Result ± U	Criterion	Recovery [%]	z-Score
(Metazachlor-OA)						
Metolachlor	µg/l	0.268 ± 0.0145	0.24 ± 0.048	0.0402	89.6	-0.69
s-Metolachlor ethanesulfonic acid (Metolachlor-ESA)	µg/l	0.334 ± 0.0211	0.215 ± 0.043	0.0668	64.4	-1.78
s-Metolachlor oxanilic acid (Metolachlor-OA)	µg/l	0.636 ± 0.0326	0.643 ± 0.129	0.089	101	0.08
Chlorothalonil-4-hydroxy	µg/l	0.704 ± 0.119	- ± -	0.155	-	-
Chlorothalonil Metabolite R471811	µg/l	0.678 ± 0.0614	- ± -	0.102	-	-
Chlorothalonil Metabolite R611968	µg/l	0.332 ± 0.0236	- ± -	0.0288	-	-
Chlorothalonil Metabolite SYN507900	µg/l	0.383 ± 0.0238	- ± -	0.0337	-	-
Chlorothalonil Metabolite SYN548580	µg/l	- ± -	- ± -	-	-	-
Chlorothalonil Metabolite SYN548581	µg/l	- ± -	- ± -	-	-	-



Sample: H110A

Parameter	Unit	Assigned value ± U (k=2)	Result ± U	Criterion	Recovery [%]	En-Score
2,4,5-Trichlorophenoxyacetic acid	µg/l	0.637 ± 0.0325	0.53 ± 0.159	0.115	83.2	-0.34
2,4-D (2,4-Dichlorphenoxyaceticacid)	µg/l	0.293 ± 0.0138	0.294 ± 0.074	0.041	100	0.01
Alachlor	µg/l	0.253 ± 0.0151	0.271 ± 0.054	0.0303	107	0.17
Alachlor-t-acid (Alachlor-OA)	µg/l	0.165 ± 0.0102	0.215 ± 0.043	0.0247	131	0.58
Alachlor-t-sulfonic acid (Alachlor-ESA)	µg/l	0.414 ± 0.023	- ± -	0.0397	-	-
AMPA	µg/l	0.436 ± 0.0433	0.844 ± 0.169	0.0567	193	1.20
Bentazone	µg/l	0.25 ± 0.00846	0.233 ± 0.047	0.0375	93.1	-0.18
Chlorothalonil Metabolite R611965 (3-carbamyl-2,4,5-trichlorobenzoic acid)	µg/l	0.654 ± 0.0615	- ± -	0.0785	-	-
Chlorothalonil sulfonic acid (Chlorothalonil-ESA)	µg/l	0.514 ± 0.0499	- ± -	0.0875	-	-
Dicamba	µg/l	0.441 ± 0.0329	0.467 ± 0.093	0.0882	106	0.14
Dichlorprop	µg/l	0.183 ± 0.00775	0.208 ± 0.042	0.022	114	0.29
Dimethachlor Metabolite - CGA 369873	µg/l	0.292 ± 0.0126	- ± -	0.0211	-	-
Glufosinate	µg/l	0.29 ± 0.0424	0.376 ± 0.075	0.0987	130	0.55
Glyphosate	µg/l	- ± -	0.068 ± 0.014	-	-	-
MCPP (Mecoprop)	µg/l	0.108 ± 0.00421	0.125 ± 0.025	0.0141	115	0.33
Metazachlor	µg/l	- ± -	<0.03 (LOQ) ± -	-	-	-
Metazachlor ethane sulfonic acid (Metazachlor-ESA)	µg/l	0.961 ± 0.0475	1.29 ± 0.258	0.183	134	0.63
Metazachlor oxanilic acid (Metazachlor-OA)	µg/l	0.811 ± 0.101	1.13 ± 0.226	0.17	139	0.69
Metolachlor	µg/l	- ± -	<0.03 (LOQ) ± -	-	-	-
s-Metolachlor ethanesulfonic acid (Metolachlor-ESA)	µg/l	0.418 ± 0.0197	0.324 ± 0.065	0.0836	77.5	-0.71
s-Metolachlor oxanilic acid (Metolachlor-OA)	µg/l	0.88 ± 0.045	0.986 ± 0.197	0.123	112	0.27
Chlorothalonil-4-hydroxy	µg/l	0.139 ± 0.0117	- ± -	0.0139	-	-
Chlorothalonil Metabolite R471811	µg/l	0.381 ± 0.0261	- ± -	0.0419	-	-

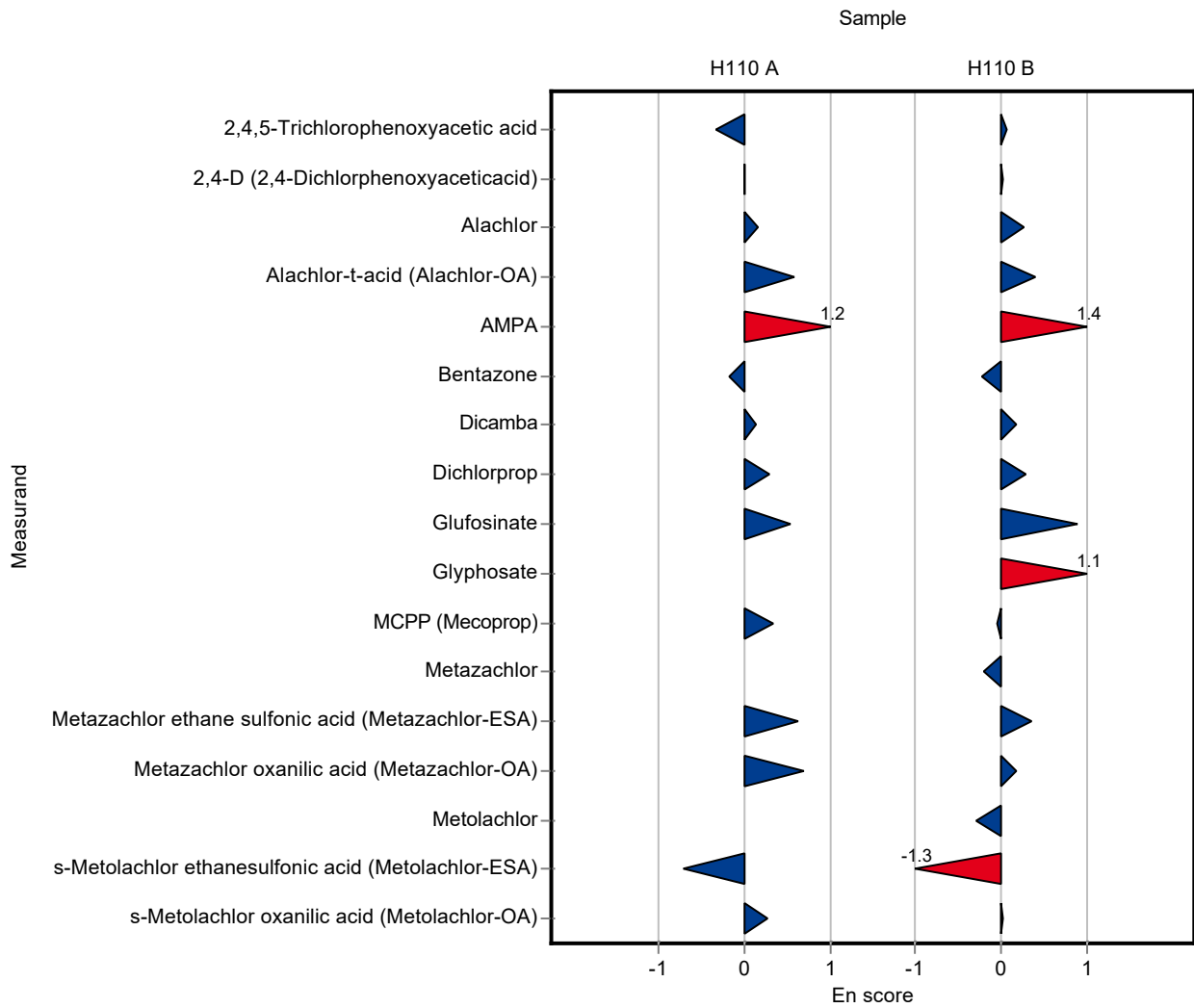
Parameter	Unit	Assigned value ± U (k=2)	Result ± U	Criterion	Recovery [%]	En-Score
Chlorothalonil Metabolite R611968	µg/l	0.505 ± 0.0334	- ± -	0.0409	-	-
Chlorothalonil Metabolite SYN507900	µg/l	0.192 ± 0.017	- ± -	0.025	-	-
Chlorothalonil Metabolite SYN548580	µg/l	- ± -	- ± -	-	-	-
Chlorothalonil Metabolite SYN548581	µg/l	- ± -	- ± -	-	-	-

Sample: H110B

Parameter	Unit	Assigned value ± U (k=2)	Result ± U	Criterion	Recovery [%]	En-Score
2,4,5-Trichlorophenoxyacetic acid	µg/l	0.121 ± 0.00822	0.126 ± 0.038	0.0219	104	0.06
2,4-D (2,4-Dichlorphenoxyaceticacid)	µg/l	0.783 ± 0.0325	0.791 ± 0.198	0.11	101	0.02
Alachlor	µg/l	0.776 ± 0.0446	0.868 ± 0.174	0.0931	112	0.26
Alachlor-t-acid (Alachlor-OA)	µg/l	0.115 ± 0.00792	0.136 ± 0.027	0.0172	118	0.39
Alachlor-t-sulfonic acid (Alachlor-ESA)	µg/l	0.216 ± 0.0151	- ± -	0.028	-	-
AMPA	µg/l	0.329 ± 0.0339	0.722 ± 0.144	0.0428	220	1.36
Bentazone	µg/l	0.498 ± 0.0158	0.457 ± 0.091	0.0747	91.8	-0.22
Chlorothalonil Metabolite R611965 (3-carbamyl-2,4,5-trichlorobenzoic acid)	µg/l	0.253 ± 0.0187	- ± -	0.023	-	-
Chlorothalonil sulfonic acid (Chlorothalonil-ESA)	µg/l	0.186 ± 0.0187	- ± -	0.0334	-	-
Dicamba	µg/l	0.487 ± 0.0444	0.525 ± 0.105	0.0973	108	0.18
Dichlorprop	µg/l	0.192 ± 0.00877	0.218 ± 0.044	0.023	114	0.29
Dimethachlor Metabolite - CGA 369873	µg/l	0.115 ± 0.0103	- ± -	0.0195	-	-
Glufosinate	µg/l	0.127 ± 0.0221	0.201 ± 0.04	0.0432	158	0.89
Glyphosate	µg/l	0.713 ± 0.069	1.31 ± 0.262	0.143	184	1.13
MCPP (Mecoprop)	µg/l	0.449 ± 0.016	0.442 ± 0.088	0.0584	98.4	-0.04
Metazachlor	µg/l	0.222 ± 0.0101	0.205 ± 0.041	0.0266	92.4	-0.20
Metazachlor ethane sulfonic acid (Metazachlor-ESA)	µg/l	0.177 ± 0.0116	0.207 ± 0.041	0.0337	117	0.36
Metazachlor oxanilic acid	µg/l	0.313 ± 0.0285	0.339 ± 0.068	0.0658	108	0.18

Parameter	Unit	Assigned value ± U (k=2)	Result ± U	Criterion Recovery [%]	En-Score
(Metazachlor-OA)					
Metolachlor	µg/l	0.268 ± 0.0145	0.24 ± 0.048	0.0402	89.6 -0.29
s-Metolachlor ethanesulfonic acid (Metolachlor-ESA)	µg/l	0.334 ± 0.0211	0.215 ± 0.043	0.0668	64.4 -1.34
s-Metolachlor oxanilic acid (Metolachlor-OA)	µg/l	0.636 ± 0.0326	0.643 ± 0.129	0.089	101 0.03
Chlorothalonil-4-hydroxy	µg/l	0.704 ± 0.119	- ± -	0.155	- -
Chlorothalonil Metabolite R471811	µg/l	0.678 ± 0.0614	- ± -	0.102	- -
Chlorothalonil Metabolite R611968	µg/l	0.332 ± 0.0236	- ± -	0.0288	- -
Chlorothalonil Metabolite SYN507900	µg/l	0.383 ± 0.0238	- ± -	0.0337	- -
Chlorothalonil Metabolite SYN548580	µg/l	- ± -	- ± -	-	- -
Chlorothalonil Metabolite SYN548581	µg/l	- ± -	- ± -	-	- -





Sample: H110A

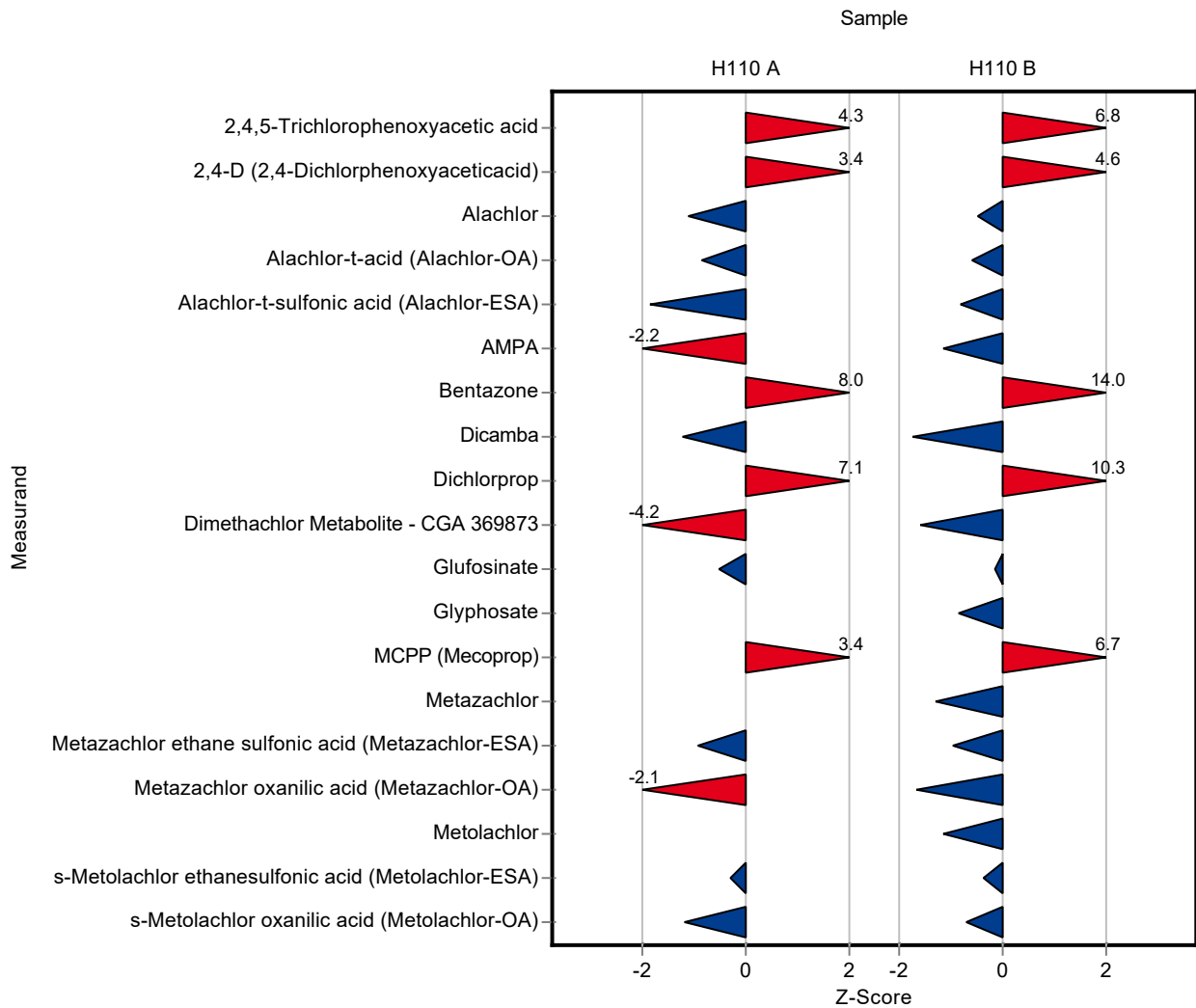
Parameter	Unit	Assigned value ± U (k=2)	Result ± U	Criterion	Recovery [%]	z-Score
2,4,5-Trichlorophenoxyacetic acid	µg/l	0.637 ± 0.0325	1.1253 ± 0.3376	0.115	177	4.26
2,4-D (2,4-Dichlorophenoxyacetic acid)	µg/l	0.293 ± 0.0138	0.433 ± 0.129894	0.041	148	3.41
Alachlor	µg/l	0.253 ± 0.0151	0.2185 ± 0.06555	0.0303	86.5	-1.12
Alachlor-t-acid (Alachlor-OA)	µg/l	0.165 ± 0.0102	0.1435 ± 0.04305	0.0247	87.2	-0.85
Alachlor-t-sulfonic acid (Alachlor-ESA)	µg/l	0.414 ± 0.023	0.34 ± 0.102	0.0397	82.1	-1.86
AMPA	µg/l	0.436 ± 0.0433	0.311 ± 0.1244	0.0567	71.3	-2.21
Bentazone	µg/l	0.25 ± 0.00846	0.5497 ± 0.164905	0.0375	220	7.98
Chlorothalonil Metabolite R611965 (3-carbamyl-2,4,5-trichlorobenzoic acid)	µg/l	0.654 ± 0.0615	- ± -	0.0785	-	-
Chlorothalonil sulfonic acid (Chlorothalonil-ESA)	µg/l	0.514 ± 0.0499	- ± -	0.0875	-	-
Dicamba	µg/l	0.441 ± 0.0329	0.3323 ± 0.099684	0.0882	75.4	-1.23
Dichlorprop	µg/l	0.183 ± 0.00775	0.3392 ± 0.101748	0.022	185	7.09
Dimethachlor Metabolite - CGA 369873	µg/l	0.292 ± 0.0126	0.2045 ± 0.06135	0.0211	69.9	-4.17
Glufosinate	µg/l	0.29 ± 0.0424	0.24 ± 0.096	0.0987	82.7	-0.51
Glyphosate	µg/l	- ± -	<0.1 (LOQ) ± -	-	-	-
MCPP (Mecoprop)	µg/l	0.108 ± 0.00421	0.156 ± 0.046805	0.0141	144	3.39
Metazachlor	µg/l	- ± -	<0.005 (LOQ) ± -	-	-	-
Metazachlor ethane sulfonic acid (Metazachlor-ESA)	µg/l	0.961 ± 0.0475	0.791 ± 0.2373	0.183	82.3	-0.93
Metazachlor oxanilic acid (Metazachlor-OA)	µg/l	0.811 ± 0.101	0.458 ± 0.1374	0.17	56.5	-2.07
Metolachlor	µg/l	- ± -	<0.005 (LOQ) ± -	-	-	-
s-Metolachlor ethanesulfonic acid (Metolachlor-ESA)	µg/l	0.418 ± 0.0197	0.3945 ± 0.11835	0.0836	94.4	-0.28
s-Metolachlor oxanilic acid (Metolachlor-OA)	µg/l	0.88 ± 0.045	0.733 ± 0.2199	0.123	83.3	-1.20
Chlorothalonil-4-hydroxy	µg/l	0.139 ± 0.0117	- ± -	0.0139	-	-
Chlorothalonil Metabolite R471811	µg/l	0.381 ± 0.0261	- ± -	0.0419	-	-

Parameter	Unit	Assigned value ± U (k=2)	Result ± U	Criterion	Recovery [%]	z-Score
Chlorothalonil Metabolite R611968	µg/l	0.505 ± 0.0334	- ± -	0.0409	-	-
Chlorothalonil Metabolite SYN507900	µg/l	0.192 ± 0.017	- ± -	0.025	-	-
Chlorothalonil Metabolite SYN548580	µg/l	- ± -	- ± -	-	-	-
Chlorothalonil Metabolite SYN548581	µg/l	- ± -	- ± -	-	-	-

Sample: H110B

Parameter	Unit	Assigned value ± U (k=2)	Result ± U	Criterion	Recovery [%]	z-Score
2,4,5-Trichlorophenoxyacetic acid	µg/l	0.121 ± 0.00822	0.2695 ± 0.080837	0.0219	222	6.77
2,4-D (2,4-Dichlorphenoxyaceticacid)	µg/l	0.783 ± 0.0325	1.2908 ± 0.387238	0.11	165	4.64
Alachlor	µg/l	0.776 ± 0.0446	0.731 ± 0.2193	0.0931	94.2	-0.48
Alachlor-t-acid (Alachlor-OA)	µg/l	0.115 ± 0.00792	0.1045 ± 0.03135	0.0172	90.9	-0.60
Alachlor-t-sulfonic acid (Alachlor-ESA)	µg/l	0.216 ± 0.0151	0.192 ± 0.0576	0.028	89.1	-0.84
AMPA	µg/l	0.329 ± 0.0339	0.279 ± 0.1116	0.0428	84.8	-1.17
Bentazone	µg/l	0.498 ± 0.0158	1.5427 ± 0.462798	0.0747	310	14.00
Chlorothalonil Metabolite R611965 (3-carbamyl-2,4,5-trichlorobenzoic acid)	µg/l	0.253 ± 0.0187	- ± -	0.023	-	-
Chlorothalonil sulfonic acid (Chlorothalonil-ESA)	µg/l	0.186 ± 0.0187	- ± -	0.0334	-	-
Dicamba	µg/l	0.487 ± 0.0444	0.3164 ± 0.094924	0.0973	65	-1.75
Dichlorprop	µg/l	0.192 ± 0.00877	0.429 ± 0.128708	0.023	224	10.30
Dimethachlor Metabolite - CGA 369873	µg/l	0.115 ± 0.0103	0.083 ± 0.0249	0.0195	72.4	-1.62
Glufosinate	µg/l	0.127 ± 0.0221	0.12 ± 0.048	0.0432	94.3	-0.17
Glyphosate	µg/l	0.713 ± 0.069	0.59 ± 0.177	0.143	82.8	-0.86
MCPP (Mecoprop)	µg/l	0.449 ± 0.016	0.8382 ± 0.25145	0.0584	187	6.67
Metazachlor	µg/l	0.222 ± 0.0101	0.187 ± 0.0561	0.0266	84.2	-1.31
Metazachlor ethane sulfonic acid (Metazachlor-ESA)	µg/l	0.177 ± 0.0116	0.1445 ± 0.04335	0.0337	81.5	-0.97
Metazachlor oxanilic acid	µg/l	0.313 ± 0.0285	0.2035 ± 0.06105	0.0658	64.9	-1.67

Parameter	Unit	Assigned value ± U (k=2)	Result ± U	Criterion	Recovery [%]	z-Score
(Metazachlor-OA)						
Metolachlor	µg/l	0.268 ± 0.0145	0.221 ± 0.0663	0.0402	82.5	-1.17
s-Metolachlor ethanesulfonic acid (Metolachlor-ESA)	µg/l	0.334 ± 0.0211	0.3095 ± 0.09285	0.0668	92.7	-0.36
s-Metolachlor oxanilic acid (Metolachlor-OA)	µg/l	0.636 ± 0.0326	0.572 ± 0.1716	0.089	90	-0.71
Chlorothalonil-4-hydroxy	µg/l	0.704 ± 0.119	- ± -	0.155	-	-
Chlorothalonil Metabolite R471811	µg/l	0.678 ± 0.0614	- ± -	0.102	-	-
Chlorothalonil Metabolite R611968	µg/l	0.332 ± 0.0236	- ± -	0.0288	-	-
Chlorothalonil Metabolite SYN507900	µg/l	0.383 ± 0.0238	- ± -	0.0337	-	-
Chlorothalonil Metabolite SYN548580	µg/l	- ± -	- ± -	-	-	-
Chlorothalonil Metabolite SYN548581	µg/l	- ± -	- ± -	-	-	-



Sample: H110A

Parameter	Unit	Assigned value ± U (k=2)	Result ± U	Criterion	Recovery [%]	En-Score
2,4,5-Trichlorophenoxyacetic acid	µg/l	0.637 ± 0.0325	1.1253 ± 0.3376	0.115	177	0.72
2,4-D (2,4-Dichlorphenoxyaceticacid)	µg/l	0.293 ± 0.0138	0.433 ± 0.129894	0.041	148	0.54
Alachlor	µg/l	0.253 ± 0.0151	0.2185 ± 0.06555	0.0303	86.5	-0.26
Alachlor-t-acid (Alachlor-OA)	µg/l	0.165 ± 0.0102	0.1435 ± 0.04305	0.0247	87.2	-0.24
Alachlor-t-sulfonic acid (Alachlor-ESA)	µg/l	0.414 ± 0.023	0.34 ± 0.102	0.0397	82.1	-0.36
AMPA	µg/l	0.436 ± 0.0433	0.311 ± 0.1244	0.0567	71.3	-0.50
Bentazone	µg/l	0.25 ± 0.00846	0.5497 ± 0.164905	0.0375	220	0.91
Chlorothalonil Metabolite R611965 (3-carbamyl-2,4,5-trichlorobenzoic acid)	µg/l	0.654 ± 0.0615	- ± -	0.0785	-	-
Chlorothalonil sulfonic acid (Chlorothalonil-ESA)	µg/l	0.514 ± 0.0499	- ± -	0.0875	-	-
Dicamba	µg/l	0.441 ± 0.0329	0.3323 ± 0.099684	0.0882	75.4	-0.54
Dichlorprop	µg/l	0.183 ± 0.00775	0.3392 ± 0.101748	0.022	185	0.77
Dimethachlor Metabolite - CGA 369873	µg/l	0.292 ± 0.0126	0.2045 ± 0.06135	0.0211	69.9	-0.71
Glufosinate	µg/l	0.29 ± 0.0424	0.24 ± 0.096	0.0987	82.7	-0.26
Glyphosate	µg/l	- ± -	<0.1 (LOQ) ± -	-	-	-
MCPP (Mecoprop)	µg/l	0.108 ± 0.00421	0.156 ± 0.046805	0.0141	144	0.51
Metazachlor	µg/l	- ± -	<0.005 (LOQ) ± -	-	-	-
Metazachlor ethane sulfonic acid (Metazachlor-ESA)	µg/l	0.961 ± 0.0475	0.791 ± 0.2373	0.183	82.3	-0.36
Metazachlor oxanilic acid (Metazachlor-OA)	µg/l	0.811 ± 0.101	0.458 ± 0.1374	0.17	56.5	-1.20
Metolachlor	µg/l	- ± -	<0.005 (LOQ) ± -	-	-	-
s-Metolachlor ethanesulfonic acid (Metolachlor-ESA)	µg/l	0.418 ± 0.0197	0.3945 ± 0.11835	0.0836	94.4	-0.10
s-Metolachlor oxanilic acid (Metolachlor-OA)	µg/l	0.88 ± 0.045	0.733 ± 0.2199	0.123	83.3	-0.33
Chlorothalonil-4-hydroxy	µg/l	0.139 ± 0.0117	- ± -	0.0139	-	-
Chlorothalonil Metabolite R471811	µg/l	0.381 ± 0.0261	- ± -	0.0419	-	-

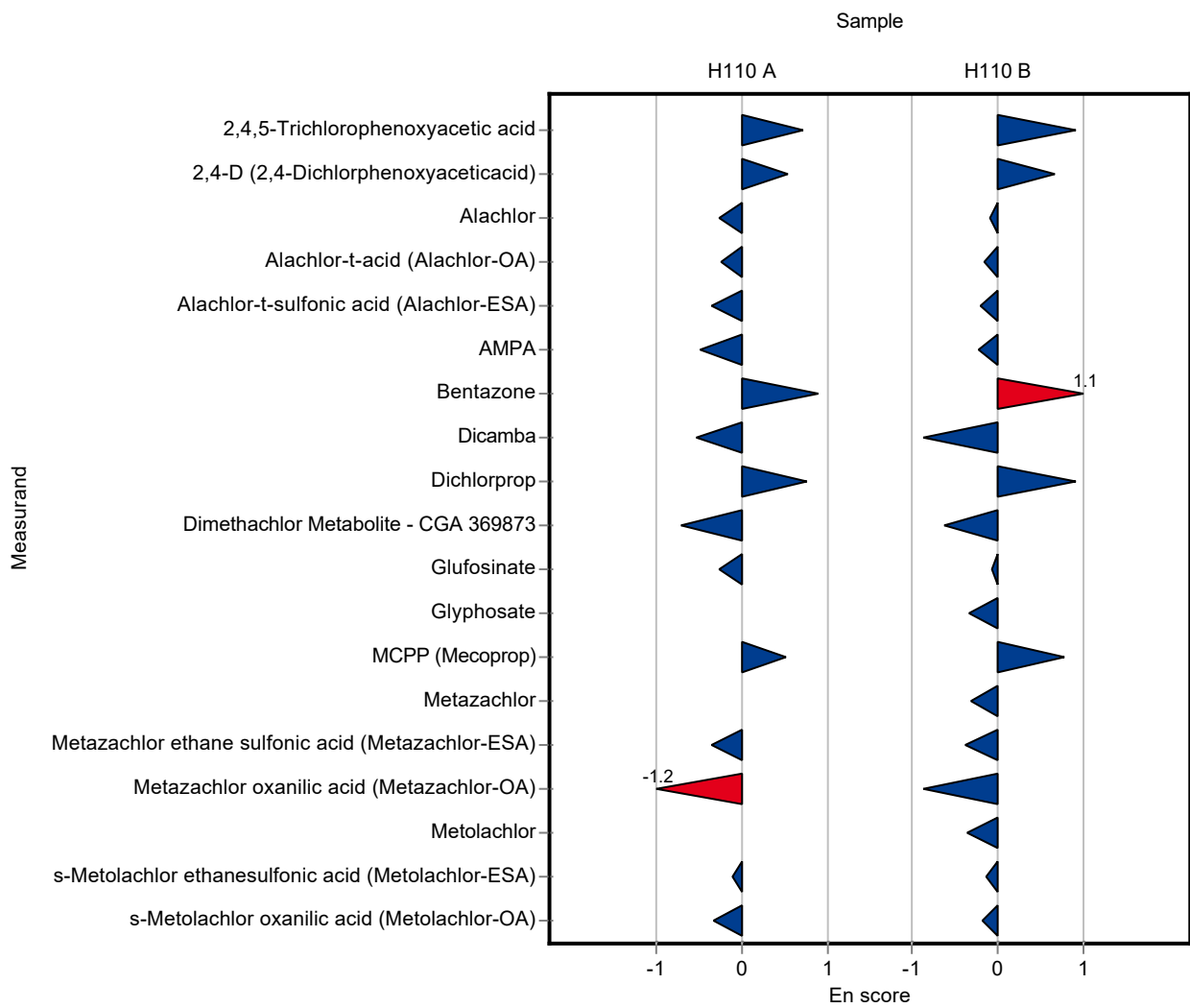
Parameter	Unit	Assigned value ± U (k=2)	Result ± U	Criterion	Recovery [%]	En-Score
Chlorothalonil Metabolite R611968	µg/l	0.505 ± 0.0334	- ± -	0.0409	-	-
Chlorothalonil Metabolite SYN507900	µg/l	0.192 ± 0.017	- ± -	0.025	-	-
Chlorothalonil Metabolite SYN548580	µg/l	- ± -	- ± -	-	-	-
Chlorothalonil Metabolite SYN548581	µg/l	- ± -	- ± -	-	-	-

Sample: H110B

Parameter	Unit	Assigned value ± U (k=2)	Result ± U	Criterion	Recovery [%]	En-Score
2,4,5-Trichlorophenoxyacetic acid	µg/l	0.121 ± 0.00822	0.2695 ± 0.080837	0.0219	222	0.92
2,4-D (2,4-Dichlorphenoxyaceticacid)	µg/l	0.783 ± 0.0325	1.2908 ± 0.387238	0.11	165	0.66
Alachlor	µg/l	0.776 ± 0.0446	0.731 ± 0.2193	0.0931	94.2	-0.10
Alachlor-t-acid (Alachlor-OA)	µg/l	0.115 ± 0.00792	0.1045 ± 0.03135	0.0172	90.9	-0.17
Alachlor-t-sulfonic acid (Alachlor-ESA)	µg/l	0.216 ± 0.0151	0.192 ± 0.0576	0.028	89.1	-0.20
AMPA	µg/l	0.329 ± 0.0339	0.279 ± 0.1116	0.0428	84.8	-0.22
Bentazone	µg/l	0.498 ± 0.0158	1.5427 ± 0.462798	0.0747	310	1.13
Chlorothalonil Metabolite R611965 (3-carbamyl-2,4,5-trichlorobenzoic acid)	µg/l	0.253 ± 0.0187	- ± -	0.023	-	-
Chlorothalonil sulfonic acid (Chlorothalonil-ESA)	µg/l	0.186 ± 0.0187	- ± -	0.0334	-	-
Dicamba	µg/l	0.487 ± 0.0444	0.3164 ± 0.094924	0.0973	65	-0.87
Dichlorprop	µg/l	0.192 ± 0.00877	0.429 ± 0.128708	0.023	224	0.92
Dimethachlor Metabolite - CGA 369873	µg/l	0.115 ± 0.0103	0.083 ± 0.0249	0.0195	72.4	-0.62
Glufosinate	µg/l	0.127 ± 0.0221	0.12 ± 0.048	0.0432	94.3	-0.07
Glyphosate	µg/l	0.713 ± 0.069	0.59 ± 0.177	0.143	82.8	-0.34
MCPP (Mecoprop)	µg/l	0.449 ± 0.016	0.8382 ± 0.25145	0.0584	187	0.77
Metazachlor	µg/l	0.222 ± 0.0101	0.187 ± 0.0561	0.0266	84.2	-0.31
Metazachlor ethane sulfonic acid (Metazachlor-ESA)	µg/l	0.177 ± 0.0116	0.1445 ± 0.04335	0.0337	81.5	-0.38
Metazachlor oxanilic acid	µg/l	0.313 ± 0.0285	0.2035 ± 0.06105	0.0658	64.9	-0.88

Parameter	Unit	Assigned value ± U (k=2)	Result ± U	Criterion	Recovery [%]	En-Score
(Metazachlor-OA)						
Metolachlor	µg/l	0.268 ± 0.0145	0.221 ± 0.0663	0.0402	82.5	-0.35
s-Metolachlor ethanesulfonic acid (Metolachlor-ESA)	µg/l	0.334 ± 0.0211	0.3095 ± 0.09285	0.0668	92.7	-0.13
s-Metolachlor oxanilic acid (Metolachlor-OA)	µg/l	0.636 ± 0.0326	0.572 ± 0.1716	0.089	90	-0.18
Chlorothalonil-4-hydroxy	µg/l	0.704 ± 0.119	- ± -	0.155	-	-
Chlorothalonil Metabolite R471811	µg/l	0.678 ± 0.0614	- ± -	0.102	-	-
Chlorothalonil Metabolite R611968	µg/l	0.332 ± 0.0236	- ± -	0.0288	-	-
Chlorothalonil Metabolite SYN507900	µg/l	0.383 ± 0.0238	- ± -	0.0337	-	-
Chlorothalonil Metabolite SYN548580	µg/l	- ± -	- ± -	-	-	-
Chlorothalonil Metabolite SYN548581	µg/l	- ± -	- ± -	-	-	-





## E9. Methodenübersicht / Overview of methods

LabCode	Sample	Alachlor	Metazachlor	Metolachlor	2,4-D (2,4-Dichlorphenoxyacetic acid)
LC0001	H110A		LC-MS/MS;		LC-MS/MS;
LC0002	H110A		LC-MS/MS; DIN 38407-35; F35	LC-MS/MS direct; DIN 38407-36; F36	
LC0003	H110A				
LC0004	H110A	LC-MS/MS direct; ESI	LC-MS/MS direct; ESI	LC-MS/MS direct; ESI	LC-MS/MS direct; ESI
LC0005	H110A				
LC0006	H110A				
LC0007	H110A	LC-MS/MS;	LC-MS/MS;	LC-MS/MS;	LC-MS/MS;

LabCode	Sample	Alachlor	Metazachlor	Metolachlor	2,4-D (2,4-Dichlorphenoxyaceticacid)
LC0008	H110A	LC-MS/MS;	LC-MS/MS;	LC-MS/MS;	LC-MS/MS;
LC0009	H110A				
LC0010	H110A				
LC0011	H110A	LC-MS/MS direct; DIN 38407-36	LC-MS/MS direct; DIN 38407-36	LC-MS/MS direct; DIN 38407-36	LC-MS/MS; DIN 38407-35
LC0012	H110A	LC-MS/MS direct; DIN 38407-36	LC-MS/MS direct; DIN 38407-36	LC-MS/MS direct; DIN 38407-36	LC-MS/MS; DIN 38407-35
LC0013	H110A				LC-MS/MS; DIN 38407-35
LC0014	H110A		LC-MS/MS direct;	LC-MS/MS direct;	LC-MS/MS direct;

LabCode	Sample	Alachlor	Metazachlor	Metolachlor	2,4-D (2,4-Dichlorphenoxyaceticacid)
LC0015	H110A	LC-MS/MS direct; DIN 38407-36	LC-MS/MS direct; DIN 38407-36	LC-MS/MS direct; DIN 38407-36	LC-MS/MS; DIN 38407-35
LC0016	H110A	LC-MS/MS direct; ISO 38407-36	LC-MS/MS direct; ISO 38407-36	LC-MS/MS direct; ISO 38407-36	LC-MS/MS; ISO 38407-35
LC0017	H110A				
LC0018	H110A				
LC0019	H110A		LC-MS/MS direct;		LC-MS/MS direct;
LC0020	H110A				LC-MS/MS direct;
LC0021	H110A	LC-MS/MS direct; DIN 38407-36		LC-MS/MS direct; DIN 38407-36	

LabCode	Sample	Alachlor	Metazachlor	Metolachlor	2,4-D (2,4-Dichlorphenoxyaceticacid)
LC0022	H110A	LC-MS/MS direct; DIN 38407-36	LC-MS/MS direct; DIN 38407-36	LC-MS/MS direct; DIN 38407-36	LC-MS/MS; DIN 38407-35
LC0023	H110A	LC (UV-detection); EN ISO 11369	LC-MS/MS direct; DIN 38407-36	LC (UV-detection); EN ISO 11369	LC-MS/MS; DIN 38407-35
LC0024	H110A				
LC0025	H110A	LC-MS/MS direct; DIN 38407-36	LC-MS/MS direct; DIN 38407-36	LC-MS/MS direct; DIN 38407-36	LC-MS/MS direct; DIN 38407-36
LC0026	H110A		house method;	house method;	house method;
LC0027	H110A	LC-MS/MS direct; DIN 38407-36	LC-MS/MS direct; DIN 38407-36	LC-MS/MS direct; DIN 38407-36	LC-MS/MS direct; DIN 38407-36
LC0028	H110A				

LabCode	Sample	Alachlor	Metazachlor	Metolachlor	2,4-D (2,4-Dichlorphenoxyacetic acid)
LC0029	H110A	LC-MS/MS; RO-C-83 (2017-07)	LC-MS/MS; RO-C-83 (2017-07)	LC-MS/MS; RO-C-83 (2017-07)	LC-DAD; RO-B-04 (2015-08)
LC0030	H110A		LC-MS/MS; house method	LC-MS/MS; house method	LC-MS/MS; house method
LC0031	H110A	LC-MS/MS; DIN 38407-35	LC-MS/MS direct; DIN 38407-36	LC-MS/MS direct; DIN 38407-36	LC-MS/MS; DIN 38407-35
LC0032	H110A	LC-MS/MS;	LC-MS/MS;	LC-MS/MS;	LC-MS/MS;
LC0033	H110A				
LC0034	H110A				SPE-GC/MS; PFB derivatization
LC0035	H110A				LC-HRMS;

LabCode	Sample	Alachlor	Metazachlor	Metolachlor	2,4-D (2,4-Dichlorphenoxyaceticacid)
LC0036	H110A	LC-MS/MS direct; DIN 38407-36	LC-MS/MS direct; DIN 38407-36	LC-MS/MS direct; DIN 38407-36	LC-MS/MS; DIN 38407-35
LC0037	H110A	SPE-GC/MS; EN 16693	LC-MS/MS; DIN 38407-35	SPE-GC/MS; EN 16693	LC-MS/MS; DIN 38407-35
LC0038	H110A	LC-MS/MS; DIN 38407-35; US EPA 535; US EPA 1694; ISO 21458	LC-MS/MS; DIN 38407-35; US EPA 535; US EPA 1694; ISO 21458	LC-MS/MS; DIN 38407-35; US EPA 535; US EPA 1694; ISO 21458	LC-MS/MS; DIN 38407-35; US EPA 535; US EPA 1694; ISO 21458

LabCode	Sample	Bentazone	Dichlorprop	MCPP (Mecoprop)	Dicamba
LC0001	H110A	LC-MS/MS;	LC-MS/MS;	LC-MS/MS;	
LC0002	H110A	LC-MS/MS direct; DIN 38407-36; F36	LC-MS/MS direct; DIN 38407-36; F36	LC-MS/MS direct; DIN 38407-36; F36	
LC0003	H110A		LC-MS/MS direct; DIN 38407-36		
LC0004	H110A	LC-MS/MS direct; ESI	LC-MS/MS direct; ESI	LC-MS/MS direct; ESI	
LC0005	H110A				
LC0006	H110A				
LC0007	H110A	LC-MS/MS;		LC-MS/MS;	



LabCode	Sample	Bentazone	Dichlorprop	MCPP (Mecoprop)	Dicamba
LC0008	H110A	LC-MS/MS;	LC-MS/MS;	LC-MS/MS;	LC-MS/MS;
LC0009	H110A				
LC0010	H110A				
LC0011	H110A	LC-MS/MS; DIN 38407-35	LC-MS/MS; DIN 38407-35	LC-MS/MS; DIN 38407-35	LC-MS/MS; DIN 38407-35
LC0012	H110A	LC-MS/MS; DIN 38407-35	LC-MS/MS; DIN 38407-35	LC-MS/MS; DIN 38407-35	LC-MS/MS; DIN 38407-35
LC0013	H110A	LC-MS/MS; DIN 38407-35	LC-MS/MS; DIN 38407-35	LC-MS/MS; DIN 38407-35	
LC0014	H110A	LC-MS/MS direct;	LC-MS/MS direct;	LC-MS/MS direct;	LC-MS/MS direct;

LabCode	Sample	Bentazone	Dichlorprop	MCPP (Mecoprop)	Dicamba
LC0015	H110A	LC-MS/MS; DIN 38407-35	LC-MS/MS; DIN 38407-35	LC-MS/MS; DIN 38407-35	
LC0016	H110A	LC-MS/MS; ISO 38407-35	LC-MS/MS; ISO 38407-35	LC-MS/MS; ISO 38407-35	LC-MS/MS; ISO 38407-35
LC0017	H110A				
LC0018	H110A				
LC0019	H110A	LC-MS/MS direct;	LC-MS/MS direct;	LC-MS/MS direct;	
LC0020	H110A	LC-MS/MS direct;		LC-MS/MS direct;	SPE-LC/MS; Online
LC0021	H110A				

LabCode	Sample	Bentazone	Dichlorprop	MCPP (Mecoprop)	Dicamba
LC0022	H110A	LC-MS/MS; DIN 38407-35	LC-MS/MS; DIN 38407-35	LC-MS/MS; DIN 38407-35	LC-MS/MS; DIN 38407-35
LC0023	H110A	LC-MS/MS; DIN 38407-35	LC-MS/MS; DIN 38407-35	LC-MS/MS; DIN 38407-35	LC-MS/MS; DIN 38407-35
LC0024	H110A			LC-MS/MS direct; DIN 38407-36	
LC0025	H110A	LC-MS/MS direct; DIN 38407-36	LC-MS/MS direct; DIN 38407-36	LC-MS/MS direct; DIN 38407-36	LC-MS/MS direct; DIN 38407-36
LC0026	H110A	house method;	house method;	house method;	
LC0027	H110A	LC-MS/MS direct; DIN 38407-36	LC-MS/MS direct; DIN 38407-36	LC-MS/MS direct; DIN 38407-36	LC-MS/MS direct; DIN 38407-36
LC0028	H110A				

LabCode	Sample	Bentazone	Dichlorprop	MCPP (Mecoprop)	Dicamba
LC0029	H110A	LC-DAD; RO-B-04 (2015-08)			LC-DAD; RO-B-04 (2015-08)
LC0030	H110A	LC-MS/MS; house method	LC-MS/MS; house method	LC-MS/MS; house method	
LC0031	H110A	LC-MS/MS; DIN 38407-35	LC-MS/MS; DIN 38407-35	LC-MS/MS; DIN 38407-35	LC-MS/MS; DIN 38407-35
LC0032	H110A	LC-MS/MS;	LC-MS/MS;	LC-MS/MS;	LC-MS/MS;
LC0033	H110A	SPE-LC/MS; Online		SPE-LC/MS; Online	
LC0034	H110A	SPE-GC/MS; PFB derivatization	SPE-GC/MS; PFB derivatization	SPE-GC/MS; PFB derivatization	SPE-GC/MS; PFB derivatization
LC0035	H110A	LC-MS/MS;	LC-HRMS;	LC-MS/MS;	LC-HRMS;

LabCode	Sample	Bentazone	Dichlorprop	MCPP (Mecoprop)	Dicamba
LC0036	H110A	LC-MS/MS; DIN 38407-35	LC-MS/MS; DIN 38407-35	LC-MS/MS; DIN 38407-35	LC-MS/MS; DIN 38407-35
LC0037	H110A	LC-MS/MS; DIN 38407-35	LC-MS/MS; DIN 38407-35	LC-MS/MS; DIN 38407-35	LC-MS/MS; DIN 38407-35
LC0038	H110A	LC-MS/MS; DIN 38407-35; US EPA 535; US EPA 1694; ISO 21458	LC-MS/MS; DIN 38407-35; US EPA 535; US EPA 1694; ISO 21458	LC-MS/MS; DIN 38407-35; US EPA 535; US EPA 1694; ISO 21458	LC-MS/MS; DIN 38407-35; US EPA 535; US EPA 1694; ISO 21458

LabCode	Sample	Metazachlor ethane sulfonic acid (Metazachlor-ESA)	Metazachlor oxanilic acid (Metazachlor-OA)	Dimethachlor Metabolite - CGA 369873	Glyphosate
LC0001	H110A	LC-MS/MS;	LC-MS/MS;	LC-MS/MS;	LC-MS/MS;
LC0002	H110A	LC-MS/MS; DIN 38407-35; F35	LC-MS/MS; DIN 38407-35; F35		HPLC-FLD; derivatization; DIN 38407-22; F22
LC0003	H110A				
LC0004	H110A	LC-MS/MS direct; ESI	LC-MS/MS direct; ESI		LC-MS/MS direct; derivatization; ESI
LC0005	H110A				LC-MS/MS; ISO 16308
LC0006	H110A				
LC0007	H110A				LC/HRMS;

LabCode	Sample	Metazachlor ethane sulfonic acid (Metazachlor-ESA)	Metazachlor oxanilic acid (Metazachlor-OA)	Dimethachlor Metabolite - CGA 369873	Glyphosate
LC0008	H110A	LC-MS/MS;	LC-MS/MS;	LC-MS/MS;	
LC0009	H110A				LC-MS/MS; USGS Techniques and Methods 5-A10:2009
LC0010	H110A				LC-MS/MS; House method
LC0011	H110A	LC-MS/MS; DIN 38407-35	LC-MS/MS direct; DIN 38407-36		
LC0012	H110A	LC-MS/MS; DIN 38407-35	LC-MS/MS; DIN 38407-35		LC-MS/MS; ISO 16308
LC0013	H110A	LC-MS/MS direct; DIN 38407-36	LC-MS/MS direct; DIN 38407-36	LC-MS/MS direct; DIN 38407-36	LC-MS/MS; ISO 16308
LC0014	H110A	LC-MS/MS direct;	LC-MS/MS direct;	LC-MS/MS direct;	LC-MS/MS; derivatization

LabCode	Sample	Metazachlor ethane sulfonic acid (Metazachlor-ESA)	Metazachlor oxanilic acid (Metazachlor-OA)	Dimethachlor Metabolite - CGA 369873	Glyphosate
LC0015	H110A	LC-MS/MS direct; DIN 38407-36			LC-MS/MS; derivatization; ISO 16308
LC0016	H110A	LC-MS/MS direct; ISO 38407-36	LC-MS/MS direct; ISO 38407-36	LC-MS/MS direct; ISO 38407-36	LC-MS/MS; ISO 16308
LC0017	H110A				
LC0018	H110A				
LC0019	H110A	LC-MS/MS direct;	LC-MS/MS direct;	LC-MS/MS direct;	
LC0020	H110A				LC-MS/MS direct;
LC0021	H110A				LC-MS; FMOC derivatization



LabCode	Sample	Metazachlor ethane sulfonic acid (Metazachlor-ESA)	Metazachlor oxanilic acid (Metazachlor-OA)	Dimethachlor Metabolite - CGA 369873	Glyphosate
LC0022	H110A	LC-MS/MS direct; DIN 38407-36	LC-MS/MS direct; DIN 38407-36	LC-MS/MS direct; DIN 38407-36	
LC0023	H110A	LC-MS/MS; DIN 38407-35	LC-MS/MS; DIN 38407-35	LC-MS/MS; DIN 38407-35	
LC0024	H110A			LC-MS/MS direct; DIN 38407-36	
LC0025	H110A	LC-MS/MS direct; DIN 38407-36	LC-MS/MS direct; DIN 38407-36		LC-MS/MS direct; DIN 38407-36
LC0026	H110A	house method;	house method;		
LC0027	H110A				
LC0028	H110A				

LabCode	Sample	Metazachlor ethane sulfonic acid (Metazachlor-ESA)	Metazachlor oxanilic acid (Metazachlor-OA)	Dimethachlor Metabolite - CGA 369873	Glyphosate
LC0029	H110A	LC-MS/MS; RO-C-83 (2017-07)	LC-MS/MS; RO-C-83 (2017-07)		
LC0030	H110A	LC-MS/MS; house method	LC-MS/MS; house method	LC-MS/MS; house method	
LC0031	H110A	LC-MS/MS; DIN 38407-35	LC-MS/MS; DIN 38407-35	LC-MS/MS; DIN 38407-35	
LC0032	H110A	LC-MS/MS;	LC-MS/MS;		LC-MS/MS;
LC0033	H110A	SPE-LC/MS; Online	SPE-LC/MS; Online		
LC0034	H110A				LC-MS/MS; FMOC derivatization
LC0035	H110A	LC-MS/MS;		LC-MS/MS;	

LabCode	Sample	Metazachlor ethane sulfonic acid (Metazachlor-ESA)	Metazachlor oxanilic acid (Metazachlor-OA)	Dimethachlor Metabolite - CGA 369873	Glyphosate
LC0036	H110A	LC-MS/MS; DIN 38407-35	LC-MS/MS; DIN 38407-35	LC-MS/MS; DIN 38407-35	HPLC-FLD; ISO 21458
LC0037	H110A	LC-MS/MS; DIN 38407-35	LC-MS/MS; DIN 38407-35		LC-MS/MS; ISO 16308
LC0038	H110A	LC-MS/MS; DIN 38407-35; US EPA 535; US EPA 1694; ISO 21458	LC-MS/MS; DIN 38407-35; US EPA 535; US EPA 1694; ISO 21458	LC-MS/MS; DIN 38407-35; US EPA 535; US EPA 1694; ISO 21458	LC-MS/MS; DIN 38407-35; US EPA 535; US EPA 1694; ISO 21458

LabCode	Sample	Glufosinate	AMPA	s-Metolachlor ethanesulfonic acid (Metolachlor-ESA)	s-Metolachlor oxanilic acid (Metolachlor-OA)
LC0001	H110A		LC-MS/MS;		
LC0002	H110A		HPLC-FLD; derivatization; DIN 38407-22; F22	LC-MS/MS; DIN 38407-35; F35	LC-MS/MS; DIN 38407-35; F35
LC0003	H110A				
LC0004	H110A	LC-MS/MS direct; derivatization; ESI	LC-MS/MS direct; derivatization; ESI	LC-MS/MS direct; ESI	LC-MS/MS direct; ESI
LC0005	H110A		LC-MS/MS; ISO 16308		
LC0006	H110A			LC-MS;	LC-MS;
LC0007	H110A	LC/HRMS;	LC/HRMS;	LC-MS/MS;	

LabCode	Sample	Glufosinate	AMPA	s-Metolachlor ethanesulfonic acid (Metolachlor-ESA)	s-Metolachlor oxanilic acid (Metolachlor-OA)
LC0008	H110A			LC-MS/MS;	LC-MS/MS;
LC0009	H110A	LC-MS/MS; USGS Techniques and Methods 5-A10:2009	LC-MS/MS; USGS Techniques and Methods 5-A10:2009		
LC0010	H110A		LC-MS/MS; House method		
LC0011	H110A			LC-MS/MS; DIN 38407-35	LC-MS/MS; DIN 38407-35
LC0012	H110A	LC-MS/MS; ISO 16308	LC-MS/MS; ISO 16308	LC-MS/MS; DIN 38407-35	LC-MS/MS; DIN 38407-35
LC0013	H110A	LC-MS/MS; ISO 16308	LC-MS/MS; ISO 16308	LC-MS/MS direct; DIN 38407-36	LC-MS/MS direct; DIN 38407-36
LC0014	H110A	LC-MS/MS; derivatization	LC-MS/MS; derivatization	LC-MS/MS direct;	LC-MS/MS direct;

LabCode	Sample	Glufosinate	AMPA	s-Metolachlor ethanesulfonic acid (Metolachlor-ESA)	s-Metolachlor oxanilic acid (Metolachlor-OA)
LC0015	H110A		LC-MS/MS; derivatization; ISO 16308	LC-MS/MS direct; DIN 38407-36	LC-MS/MS direct; DIN 38407-36
LC0016	H110A	LC-MS/MS; ISO 16308	LC-MS/MS; ISO 16308	LC-MS/MS direct; ISO 38407-36	LC-MS/MS direct; ISO 38407-36
LC0017	H110A		LC-MS;		
LC0018	H110A				
LC0019	H110A			LC-MS/MS direct;	LC-MS/MS direct;
LC0020	H110A	LC-MS/MS direct;	LC-MS/MS direct;		
LC0021	H110A		LC-MS; FMOC derivatization		

LabCode	Sample	Glufosinate	AMPA	s-Metolachlor ethanesulfonic acid (Metolachlor-ESA)	s-Metolachlor oxanilic acid (Metolachlor-OA)
LC0022	H110A			LC-MS/MS direct; DIN 38407-36	LC-MS/MS direct; DIN 38407-36
LC0023	H110A				
LC0024	H110A				
LC0025	H110A	LC-MS/MS direct; DIN 38407-36	LC-MS/MS direct; DIN 38407-36	LC-MS/MS direct; DIN 38407-36	LC-MS/MS direct; DIN 38407-36
LC0026	H110A				house method;
LC0027	H110A				LC-MS/MS direct; DIN 38407-36
LC0028	H110A				

LabCode	Sample	Glufosinate	AMPA	s-Metolachlor ethanesulfonic acid (Metolachlor-ESA)	s-Metolachlor oxanilic acid (Metolachlor-OA)
LC0029	H110A			LC-MS/MS; RO-C-83 (2017-07)	
LC0030	H110A			LC-MS/MS; house method	LC-MS/MS; house method
LC0031	H110A			LC-MS/MS; DIN 38407-35	LC-MS/MS; DIN 38407-35
LC0032	H110A		LC-MS/MS;	LC-MS/MS;	LC-MS/MS;
LC0033	H110A	SPE-LC/MS; Online	SPE-LC/MS; Online	SPE-LC/MS; Online	SPE-LC/MS; Online
LC0034	H110A		LC-MS/MS; FMOCC derivatization		
LC0035	H110A			LC-MS/MS;	LC-MS/MS;



LabCode	Sample	Glufosinate	AMPA	s-Metolachlor ethanesulfonic acid (Metolachlor-ESA)	s-Metolachlor oxanilic acid (Metolachlor-OA)
LC0036	H110A	HPLC-FLD; ISO 21458	HPLC-FLD; ISO 21458	LC-MS/MS; DIN 38407-35	LC-MS/MS; DIN 38407-35
LC0037	H110A	LC-MS/MS; ISO 16308	LC-MS/MS; ISO 16308	LC-MS/MS; DIN 38407-35	LC-MS/MS; DIN 38407-35
LC0038	H110A	LC-MS/MS; DIN 38407-35; US EPA 535; US EPA 1694; ISO 21458	LC-MS/MS; DIN 38407-35; US EPA 535; US EPA 1694; ISO 21458	LC-MS/MS; DIN 38407-35; US EPA 535; US EPA 1694; ISO 21458	LC-MS/MS; DIN 38407-35; US EPA 535; US EPA 1694; ISO 21458

LabCode	Sample	Alachlor-t-sulfonic acid (Alachlor-ESA)	Alachlor-t-acid (Alachlor-OA)	Chlorothalonil sulfonic acid (Chlorothalonil-ESA)	Chlorothalonil Metabolit R611965 (3-carbamyl-2,4,5-trichlorobenzoic acid)
LC0001	H110A				
LC0002	H110A				
LC0003	H110A				
LC0004	H110A	LC-MS/MS direct; ESI	LC-MS/MS direct; ESI	LC-MS/MS direct; ESI	LC-MS/MS direct; ESI
LC0005	H110A				
LC0006	H110A				
LC0007	H110A				

LabCode	Sample	Alachlor-t-sulfonic acid (Alachlor-ESA)	Alachlor-t-acid (Alachlor-OA)	Chlorothalonil sulfonic acid (Chlorothalonil-ESA)	Chlorothalonil Metabolit R611965 (3-carbamyl-2,4,5-trichlorobenzoic acid)
LC0008	H110A	LC-MS/MS;	LC-MS/MS;	LC-MS/MS;	LC-MS/MS;
LC0009	H110A				
LC0010	H110A			LC-MS/MS; House method	LC-MS/MS; House method
LC0011	H110A	LC-MS/MS; DIN 38407-35	LC-MS/MS; DIN 38407-35		
LC0012	H110A	LC-MS/MS; DIN 38407-35	LC-MS/MS; DIN 38407-35	LC-MS/MS; DIN 38407-35	LC-MS/MS; DIN 38407-35
LC0013	H110A				
LC0014	H110A		LC-MS/MS direct;	LC-MS/MS direct;	LC-MS/MS direct;

LabCode	Sample	Alachlor-t-sulfonic acid (Alachlor-ESA)	Alachlor-t-acid (Alachlor-OA)	Chlorothalonil sulfonic acid (Chlorothalonil-ESA)	Chlorothalonil Metabolit R611965 (3-carbamyl-2,4,5-trichlorobenzoic acid)
LC0015	H110A				
LC0016	H110A	LC-MS/MS direct; ISO 38407-36	LC-MS/MS direct; ISO 38407-36		
LC0017	H110A				
LC0018	H110A				
LC0019	H110A			LC-MS/MS direct;	
LC0020	H110A				
LC0021	H110A				

LabCode	Sample	Alachlor-t-sulfonic acid (Alachlor-ESA)	Alachlor-t-acid (Alachlor-OA)	Chlorothalonil sulfonic acid (Chlorothalonil-ESA)	Chlorothalonil Metabolit R611965 (3-carbamyl-2,4,5-trichlorobenzoic acid)
LC0022	H110A	LC-MS/MS direct; DIN 38407-36	LC-MS/MS direct; DIN 38407-36	LC-MS/MS direct; DIN 38407-36	LC-MS/MS direct; DIN 38407-36
LC0023	H110A				
LC0024	H110A	LC-MS/MS direct; DIN 38407-36			
LC0025	H110A	LC-MS/MS direct; DIN 38407-36	LC-MS/MS direct; DIN 38407-36		
LC0026	H110A	house method;	house method;	house method;	
LC0027	H110A				
LC0028	H110A				

LabCode	Sample	Alachlor-t-sulfonic acid (Alachlor-ESA)	Alachlor-t-acid (Alachlor-OA)	Chlorothalonil sulfonic acid (Chlorothalonil-ESA)	Chlorothalonil Metabolit R611965 (3-carbamyl-2,4,5-trichlorobenzoic acid)
LC0029	H110A		LC-MS/MS; RO-C-83 (2017-07)		
LC0030	H110A			LC-MS/MS; house method	
LC0031	H110A	LC-MS/MS; DIN 38407-35	LC-MS/MS; DIN 38407-35	LC-MS/MS; DIN 38407-35	LC-MS/MS; DIN 38407-35
LC0032	H110A	LC-MS/MS;	LC-MS/MS;		
LC0033	H110A			SPE-LC/MS; Online	
LC0034	H110A				
LC0035	H110A			LC-MS/MS;	

LabCode	Sample	Alachlor-t-sulfonic acid (Alachlor-ESA)	Alachlor-t-acid (Alachlor-OA)	Chlorothalonil sulfonic acid (Chlorothalonil-ESA)	Chlorothalonil Metabolit R611965 (3-carbamyl-2,4,5-trichlorobenzoic acid)
LC0036	H110A	LC-MS/MS; DIN 38407-35	LC-MS/MS; DIN 38407-35	LC-MS/MS; DIN 38407-35	
LC0037	H110A		LC-MS/MS; DIN 38407-35		
LC0038	H110A	LC-MS/MS; DIN 38407-35; US EPA 535; US EPA 1694; ISO 21458	LC-MS/MS; DIN 38407-35; US EPA 535; US EPA 1694; ISO 21458		

LabCode	Sample	Chlorothalonil Metabolite R471811	Chlorothalonil Metabolite R611968	Chlorothalonil Metabolite SYN507900	Chlorothalonil Metabolite SYN548580
LC0001	H110A				
LC0002	H110A				
LC0003	H110A				
LC0004	H110A	LC-MS/MS direct; ESI	LC-MS/MS direct; ESI	LC-MS/MS direct; ESI	LC-MS/MS direct; ESI
LC0005	H110A				
LC0006	H110A				
LC0007	H110A				



LabCode	Sample	Chlorothalonil Metabolite R471811	Chlorothalonil Metabolite R611968	Chlorothalonil Metabolite SYN507900	Chlorothalonil Metabolite SYN548580
LC0008	H110A	LC-MS/MS;	LC-MS/MS;	LC-MS/MS;	
LC0009	H110A				
LC0010	H110A	LC-MS/MS; House method		LC-MS/MS; House method	
LC0011	H110A				
LC0012	H110A				
LC0013	H110A				
LC0014	H110A	LC-MS/MS direct;	LC-MS/MS direct;	LC-MS/MS direct;	LC-MS/MS direct;

LabCode	Sample	Chlorothalonil Metabolite R471811	Chlorothalonil Metabolite R611968	Chlorothalonil Metabolite SYN507900	Chlorothalonil Metabolite SYN548580
LC0015	H110A	HILIC-LC-MS/MS; house method	LC-MS/MS direct; DIN 38407-36	LC-MS/MS direct; DIN 38407-36	LC-MS/MS direct; DIN 38407-36
LC0016	H110A				
LC0017	H110A				
LC0018	H110A				
LC0019	H110A	LC-MS/MS direct;		LC-MS/MS direct;	
LC0020	H110A				
LC0021	H110A				

LabCode	Sample	Chlorothalonil Metabolite R471811	Chlorothalonil Metabolite R611968	Chlorothalonil Metabolite SYN507900	Chlorothalonil Metabolite SYN548580
LC0022	H110A	LC-MS/MS direct; DIN 38407-36	LC-MS/MS direct; DIN 38407-36	LC-MS/MS direct; DIN 38407-36	
LC0023	H110A				
LC0024	H110A				
LC0025	H110A				
LC0026	H110A	house method;			
LC0027	H110A				
LC0028	H110A				

LabCode	Sample	Chlorothalonil Metabolite R471811	Chlorothalonil Metabolite R611968	Chlorothalonil Metabolite SYN507900	Chlorothalonil Metabolite SYN548580
LC0029	H110A				
LC0030	H110A	LC-MS/MS; house method	LC-MS/MS; house method	LC-MS/MS; house method	LC-MS/MS; house method
LC0031	H110A	LC-MS/MS; DIN 38407-35			
LC0032	H110A				
LC0033	H110A				
LC0034	H110A				
LC0035	H110A	LC-MS/MS;		LC-MS/MS;	

LabCode	Sample	Chlorothalonil Metabolite R471811	Chlorothalonil Metabolite R611968	Chlorothalonil Metabolite SYN507900	Chlorothalonil Metabolite SYN548580
LC0036	H110A				
LC0037	H110A				
LC0038	H110A				

LabCode	Sample	Chlorothalonil Metabolit SYN548581	2,4,5- Trichlorophenoxyacetic acid	Chlorothalonil-4- hydroxy
LC0001	H110A			
LC0002	H110A			
LC0003	H110A			
LC0004	H110A	LC-MS/MS direct; ESI		
LC0005	H110A			
LC0006	H110A			
LC0007	H110A		LC-MS/MS;	

LabCode	Sample	Chlorothalonil Metabolit SYN548581	2,4,5- Trichlorophenoxyacetic acid	Chlorothalonil-4- hydroxy
LC0008	H110A	LC-MS/MS;	LC-MS/MS;	LC-MS/MS;
LC0009	H110A			
LC0010	H110A			LC-MS/MS; House method
LC0011	H110A		LC-MS/MS; DIN 38407-35	
LC0012	H110A		LC-MS/MS; DIN 38407-35	
LC0013	H110A		LC-MS/MS; DIN 38407-35	
LC0014	H110A	LC-MS/MS direct;	LC-MS/MS direct;	LC-MS/MS direct;

LabCode	Sample	Chlorothalonil Metabolit SYN548581	2,4,5- Trichlorophenoxyacetic acid	Chlorothalonil-4- hydroxy
LC0015	H110A	LC-MS/MS direct; DIN 38407-36	LC-MS/MS; DIN 38407-35	
LC0016	H110A		LC-MS/MS; ISO 38407-35	
LC0017	H110A			
LC0018	H110A			
LC0019	H110A			
LC0020	H110A		LC-MS/MS direct;	
LC0021	H110A			



LabCode	Sample	Chlorthalonil Metabolit SYN548581	2,4,5- Trichlorophenoxyacetic acid	Chlorothalonil-4- hydroxy
LC0022	H110A	LC-MS/MS direct; DIN 38407-36	LC-MS/MS; DIN 38407-35	LC-MS/MS direct; DIN 38407-36
LC0023	H110A			
LC0024	H110A			
LC0025	H110A		LC-MS/MS direct; DIN 38407-36	
LC0026	H110A			house method;
LC0027	H110A		LC-MS/MS direct; DIN 38407-36	
LC0028	H110A			

LabCode	Sample	Chlorthalonil Metabolit SYN548581	2,4,5- Trichlorophenoxyacetic acid	Chlorothalonil-4- hydroxy
LC0029	H110A			
LC0030	H110A			LC-MS/MS; house method
LC0031	H110A			LC-MS/MS; DIN 38407-35
LC0032	H110A		LC-MS/MS;	
LC0033	H110A			
LC0034	H110A			
LC0035	H110A			

LabCode	Sample	Chlorothalonil Metabolit SYN548581	2,4,5- Trichlorophenoxyacetic acid	Chlorothalonil-4- hydroxy
LC0036	H110A		LC-MS/MS; DIN 38407-35	
LC0037	H110A		LC-MS/MS; DIN 38407-35	
LC0038	H110A		LC-MS/MS; DIN 38407-35; US EPA 535; US EPA 1694; ISO 21458	

LabCode	Sample	Alachlor	Metazachlor	Metolachlor	2,4-D (2,4-Dichlorphenoxyacetic acid)
LC0001	H110B		LC-MS/MS;		LC-MS/MS;
LC0002	H110B		LC-MS/MS direct; DIN 38407-36; F36	LC-MS/MS direct; DIN 38407-36; F36	
LC0003	H110B				
LC0004	H110B	LC-MS/MS direct; ESI	LC-MS/MS direct; ESI	LC-MS/MS direct; ESI	LC-MS/MS direct; ESI
LC0005	H110B				
LC0006	H110B				
LC0007	H110B	LC-MS/MS;		LC-MS/MS;	LC-MS/MS;

LabCode	Sample	Alachlor	Metazachlor	Metolachlor	2,4-D (2,4-Dichlorphenoxyaceticacid)
LC0008	H110B	LC-MS/MS;	LC-MS/MS;	LC-MS/MS;	LC-MS/MS;
LC0009	H110B				
LC0010	H110B				
LC0011	H110B	LC-MS/MS direct; DIN 38407-36	LC-MS/MS direct; DIN 38407-36	LC-MS/MS direct; DIN 38407-36	LC-MS/MS; DIN 38407-35
LC0012	H110B	LC-MS/MS direct; DIN 38407-36	LC-MS/MS direct; DIN 38407-36	LC-MS/MS direct; DIN 38407-36	LC-MS/MS; DIN 38407-35
LC0013	H110B				LC-MS/MS; DIN 38407-35
LC0014	H110B		LC-MS/MS direct;	LC-MS/MS direct;	LC-MS/MS direct;

LabCode	Sample	Alachlor	Metazachlor	Metolachlor	2,4-D (2,4-Dichlorphenoxyaceticacid)
LC0015	H110B	LC-MS/MS direct; DIN 38407-36	LC-MS/MS direct; DIN 38407-36	LC-MS/MS direct; DIN 38407-36	LC-MS/MS; DIN 38407-35
LC0016	H110B	LC-MS/MS direct; ISO 38407-36	LC-MS/MS direct; ISO 38407-36	LC-MS/MS direct; ISO 38407-36	LC-MS/MS; ISO 38407-35
LC0017	H110B				
LC0018	H110B				
LC0019	H110B		LC-MS/MS direct;		LC-MS/MS direct;
LC0020	H110B				LC-MS/MS direct;
LC0021	H110B	LC-MS/MS direct; DIN 38407-36		LC-MS/MS direct; DIN 38407-36	

LabCode	Sample	Alachlor	Metazachlor	Metolachlor	2,4-D (2,4-Dichlorphenoxyaceticacid)
LC0022	H110B	LC-MS/MS direct; DIN 38407-36	LC-MS/MS direct; DIN 38407-36	LC-MS/MS direct; DIN 38407-36	LC-MS/MS; DIN 38407-35
LC0023	H110B	LC (UV-detection); EN ISO 11369	LC-MS/MS direct; DIN 38407-36		LC-MS/MS; DIN 38407-35
LC0024	H110B				
LC0025	H110B	LC-MS/MS direct; DIN 38407-36	LC-MS/MS direct; DIN 38407-36	LC-MS/MS direct; DIN 38407-36	LC-MS/MS direct; DIN 38407-36
LC0026	H110B		house method;	house method;	house method;
LC0027	H110B	LC-MS/MS direct; DIN 38407-36	LC-MS/MS direct; DIN 38407-36	LC-MS/MS direct; DIN 38407-36	LC-MS/MS direct; DIN 38407-36
LC0028	H110B				

LabCode	Sample	Alachlor	Metazachlor	Metolachlor	2,4-D (2,4-Dichlorphenoxyacetic acid)
LC0029	H110B	LC-MS/MS; RO-C-83 (2017-07)	LC-MS/MS; RO-C-83 (2017-07)	LC-MS/MS; RO-C-83 (2017-07)	LC-DAD; RO-B-04 (2015-08)
LC0030	H110B		LC-MS/MS; house method	LC-MS/MS; house method	LC-MS/MS; house method
LC0031	H110B	LC-MS/MS; DIN 38407-35	LC-MS/MS direct; DIN 38407-36	LC-MS/MS direct; DIN 38407-36	LC-MS/MS; DIN 38407-35
LC0032	H110B	LC-MS/MS;	LC-MS/MS;	LC-MS/MS;	LC-MS/MS;
LC0033	H110B		SPE-LC/MS; Online	SPE-LC/MS; Online	
LC0034	H110B				SPE-GC/MS; PFB derivatization
LC0035	H110B				LC-HRMS;



LabCode	Sample	Alachlor	Metazachlor	Metolachlor	2,4-D (2,4-Dichlorphenoxyaceticacid)
LC0036	H110B	LC-MS/MS direct; DIN 38407-36	LC-MS/MS direct; DIN 38407-36	LC-MS/MS direct; DIN 38407-36	LC-MS/MS; DIN 38407-35
LC0037	H110B	SPE-GC/MS; EN 16693	LC-MS/MS; DIN 38407-35	SPE-GC/MS; EN 16693	LC-MS/MS; DIN 38407-35
LC0038	H110B	LC-MS/MS; DIN 38407-35; US EPA 535; US EPA 1694; ISO 21458	LC-MS/MS; DIN 38407-35; US EPA 535; US EPA 1694; ISO 21458	LC-MS/MS; DIN 38407-35; US EPA 535; US EPA 1694; ISO 21458	LC-MS/MS; DIN 38407-35; US EPA 535; US EPA 1694; ISO 21458

LabCode	Sample	Bentazone	Dichlorprop	MCPP (Mecoprop)	Dicamba
LC0001	H110B	LC-MS/MS;	LC-MS/MS;	LC-MS/MS;	
LC0002	H110B	LC-MS/MS direct; DIN 38407-36; F36	LC-MS/MS direct; DIN 38407-36; F36	LC-MS/MS direct; DIN 38407-36; F36	
LC0003	H110B		LC-MS/MS direct; DIN 38407-36		
LC0004	H110B	LC-MS/MS direct; ESI	LC-MS/MS direct; ESI	LC-MS/MS direct; ESI	
LC0005	H110B				
LC0006	H110B				
LC0007	H110B	LC-MS/MS;		LC-MS/MS;	

LabCode	Sample	Bentazone	Dichlorprop	MCPP (Mecoprop)	Dicamba
LC0008	H110B	LC-MS/MS;	LC-MS/MS;	LC-MS/MS;	LC-MS/MS;
LC0009	H110B				
LC0010	H110B				
LC0011	H110B	LC-MS/MS; DIN 38407-35	LC-MS/MS; DIN 38407-35	LC-MS/MS; DIN 38407-35	LC-MS/MS; DIN 38407-35
LC0012	H110B	LC-MS/MS; DIN 38407-35	LC-MS/MS; DIN 38407-35	LC-MS/MS; DIN 38407-35	LC-MS/MS; DIN 38407-35
LC0013	H110B	LC-MS/MS; DIN 38407-35	LC-MS/MS; DIN 38407-35	LC-MS/MS; DIN 38407-35	
LC0014	H110B	LC-MS/MS direct;	LC-MS/MS direct;	LC-MS/MS direct;	LC-MS/MS direct;

LabCode	Sample	Bentazone	Dichlorprop	MCPP (Mecoprop)	Dicamba
LC0015	H110B	LC-MS/MS; DIN 38407-35	LC-MS/MS; DIN 38407-35	LC-MS/MS; DIN 38407-35	
LC0016	H110B	LC-MS/MS; ISO 38407-35	LC-MS/MS; ISO 38407-35	LC-MS/MS; ISO 38407-35	LC-MS/MS; ISO 38407-35
LC0017	H110B				
LC0018	H110B				
LC0019	H110B	LC-MS/MS direct;	LC-MS/MS direct;	LC-MS/MS direct;	
LC0020	H110B	LC-MS/MS direct;		LC-MS/MS direct;	SPE-LC/MS; Online
LC0021	H110B				

LabCode	Sample	Bentazone	Dichlorprop	MCPP (Mecoprop)	Dicamba
LC0022	H110B	LC-MS/MS; DIN 38407-35	LC-MS/MS; DIN 38407-35	LC-MS/MS; DIN 38407-35	LC-MS/MS; DIN 38407-35
LC0023	H110B	LC-MS/MS; DIN 38407-35	LC-MS/MS; DIN 38407-35	LC-MS/MS; DIN 38407-35	LC-MS/MS; DIN 38407-35
LC0024	H110B			LC-MS/MS direct; DIN 38407-36	
LC0025	H110B	LC-MS/MS direct; DIN 38407-36	LC-MS/MS direct; DIN 38407-36	LC-MS/MS direct; DIN 38407-36	LC-MS/MS direct; DIN 38407-36
LC0026	H110B	house method;	house method;	house method;	
LC0027	H110B	LC-MS/MS direct; DIN 38407-36	LC-MS/MS direct; DIN 38407-36	LC-MS/MS direct; DIN 38407-36	LC-MS/MS direct; DIN 38407-36
LC0028	H110B				

LabCode	Sample	Bentazone	Dichlorprop	MCPP (Mecoprop)	Dicamba
LC0029	H110B				LC-DAD; RO-B-04 (2015-08)
LC0030	H110B	LC-MS/MS; house method	LC-MS/MS; house method	LC-MS/MS; house method	
LC0031	H110B	LC-MS/MS; DIN 38407-35	LC-MS/MS; DIN 38407-35	LC-MS/MS; DIN 38407-35	LC-MS/MS; DIN 38407-35
LC0032	H110B	LC-MS/MS;	LC-MS/MS;	LC-MS/MS;	LC-MS/MS;
LC0033	H110B	SPE-LC/MS; Online		SPE-LC/MS; Online	
LC0034	H110B	SPE-GC/MS; PFB derivatization	SPE-GC/MS; PFB derivatization	SPE-GC/MS; PFB derivatization	SPE-GC/MS; PFB derivatization
LC0035	H110B	LC-MS/MS;	LC-HRMS;	LC-MS/MS;	LC-HRMS;

LabCode	Sample	Bentazone	Dichlorprop	MCPP (Mecoprop)	Dicamba
LC0036	H110B	LC-MS/MS; DIN 38407-35	LC-MS/MS; DIN 38407-35	LC-MS/MS; DIN 38407-35	LC-MS/MS; DIN 38407-35
LC0037	H110B	LC-MS/MS; DIN 38407-35	LC-MS/MS; DIN 38407-35	LC-MS/MS; DIN 38407-35	LC-MS/MS; DIN 38407-35
LC0038	H110B	LC-MS/MS; DIN 38407-35; US EPA 535; US EPA 1694; ISO 21458	LC-MS/MS; DIN 38407-35; US EPA 535; US EPA 1694; ISO 21458	LC-MS/MS; DIN 38407-35; US EPA 535; US EPA 1694; ISO 21458	LC-MS/MS; DIN 38407-35; US EPA 535; US EPA 1694; ISO 21458

LabCode	Sample	Metazachlor ethane sulfonic acid (Metazachlor-ESA)	Metazachlor oxanilic acid (Metazachlor-OA)	Dimethachlor Metabolite - CGA 369873	Glyphosate
LC0001	H110B	LC-MS/MS;	LC-MS/MS;	LC-MS/MS;	LC-MS/MS;
LC0002	H110B	LC-MS/MS; DIN 38407-35; F35	LC-MS/MS; DIN 38407-35; F35		HPLC-FLD; derivatization; DIN 38407-22; F22
LC0003	H110B				
LC0004	H110B	LC-MS/MS direct; ESI	LC-MS/MS direct; ESI		LC-MS/MS direct; derivatization; ESI
LC0005	H110B				LC-MS/MS; ISO 16308
LC0006	H110B				
LC0007	H110B				LC/HRMS;



LabCode	Sample	Metazachlor ethane sulfonic acid (Metazachlor-ESA)	Metazachlor oxanilic acid (Metazachlor-OA)	Dimethachlor Metabolite - CGA 369873	Glyphosate
LC0008	H110B	LC-MS/MS;	LC-MS/MS;	LC-MS/MS;	
LC0009	H110B				LC-MS/MS; USGS Techniques and Methods 5-A10:2009
LC0010	H110B				LC-MS/MS; House method
LC0011	H110B	LC-MS/MS; DIN 38407-35	LC-MS/MS direct; DIN 38407-36		
LC0012	H110B	LC-MS/MS; DIN 38407-35	LC-MS/MS; DIN 38407-35		LC-MS/MS; ISO 16308
LC0013	H110B	LC-MS/MS direct; DIN 38407-36	LC-MS/MS direct; DIN 38407-36	LC-MS/MS direct; DIN 38407-36	LC-MS/MS; ISO 16308
LC0014	H110B	LC-MS/MS direct;	LC-MS/MS direct;	LC-MS/MS direct;	LC-MS/MS; derivatization

LabCode	Sample	Metazachlor ethane sulfonic acid (Metazachlor-ESA)	Metazachlor oxanilic acid (Metazachlor-OA)	Dimethachlor Metabolite - CGA 369873	Glyphosate
LC0015	H110B	LC-MS/MS direct; DIN 38407-36			LC-MS/MS; derivatization; ISO 16308
LC0016	H110B	LC-MS/MS direct; ISO 38407-36	LC-MS/MS direct; ISO 38407-36	LC-MS/MS direct; ISO 38407-36	LC-MS/MS; ISO 16308
LC0017	H110B				
LC0018	H110B				
LC0019	H110B	LC-MS/MS direct;	LC-MS/MS direct;	LC-MS/MS direct;	
LC0020	H110B				LC-MS/MS direct;
LC0021	H110B				LC-MS; FMOC derivatization

LabCode	Sample	Metazachlor ethane sulfonic acid (Metazachlor-ESA)	Metazachlor oxanilic acid (Metazachlor-OA)	Dimethachlor Metabolite - CGA 369873	Glyphosate
LC0022	H110B	LC-MS/MS direct; DIN 38407-36	LC-MS/MS direct; DIN 38407-36	LC-MS/MS direct; DIN 38407-36	
LC0023	H110B	LC-MS/MS; DIN 38407-35	LC-MS/MS; DIN 38407-35	LC-MS/MS; DIN 38407-35	
LC0024	H110B			LC-MS/MS direct; DIN 38407-36	
LC0025	H110B	LC-MS/MS direct; DIN 38407-36	LC-MS/MS direct; DIN 38407-36		LC-MS/MS direct; DIN 38407-36
LC0026	H110B	house method;	house method;		
LC0027	H110B				
LC0028	H110B				

LabCode	Sample	Metazachlor ethane sulfonic acid (Metazachlor-ESA)	Metazachlor oxanilic acid (Metazachlor-OA)	Dimethachlor Metabolite - CGA 369873	Glyphosate
LC0029	H110B	LC-MS/MS; RO-C-83 (2017-07)	LC-MS/MS; RO-C-83 (2017-07)		
LC0030	H110B	LC-MS/MS; house method	LC-MS/MS; house method	LC-MS/MS; house method	
LC0031	H110B	LC-MS/MS; DIN 38407-35	LC-MS/MS; DIN 38407-35	LC-MS/MS; DIN 38407-35	
LC0032	H110B	LC-MS/MS;	LC-MS/MS;		LC-MS/MS;
LC0033	H110B	SPE-LC/MS; Online	SPE-LC/MS; Online		SPE-LC/MS; Online
LC0034	H110B				LC-MS/MS; FMOC derivatization
LC0035	H110B	LC-MS/MS;		LC-MS/MS;	

LabCode	Sample	Metazachlor ethane sulfonic acid (Metazachlor-ESA)	Metazachlor oxanilic acid (Metazachlor-OA)	Dimethachlor Metabolite - CGA 369873	Glyphosate
LC0036	H110B	LC-MS/MS; DIN 38407-35	LC-MS/MS; DIN 38407-35	LC-MS/MS; DIN 38407-35	HPLC-FLD; ISO 21458
LC0037	H110B	LC-MS/MS; DIN 38407-35	LC-MS/MS; DIN 38407-35		LC-MS/MS; ISO 16308
LC0038	H110B	LC-MS/MS; DIN 38407-35; US EPA 535; US EPA 1694; ISO 21458	LC-MS/MS; DIN 38407-35; US EPA 535; US EPA 1694; ISO 21458	LC-MS/MS; DIN 38407-35; US EPA 535; US EPA 1694; ISO 21458	LC-MS/MS; DIN 38407-35; US EPA 535; US EPA 1694; ISO 21458

LabCode	Sample	Glufosinate	AMPA	s-Metolachlor ethanesulfonic acid (Metolachlor-ESA)	s-Metolachlor oxanilic acid (Metolachlor-OA)
LC0001	H110B		LC-MS/MS;		
LC0002	H110B		HPLC-FLD; derivatization; DIN 38407-22; F22	LC-MS/MS; DIN 38407-35; F35	LC-MS/MS; DIN 38407-35; F35
LC0003	H110B				
LC0004	H110B	LC-MS/MS direct; derivatization; ESI	LC-MS/MS direct; derivatization; ESI	LC-MS/MS direct; ESI	LC-MS/MS direct; ESI
LC0005	H110B		LC-MS/MS; ISO 16308		
LC0006	H110B			LC-MS;	LC-MS;
LC0007	H110B	LC/HRMS;	LC/HRMS;	LC-MS/MS;	

LabCode	Sample	Glufosinate	AMPA	s-Metolachlor ethanesulfonic acid (Metolachlor-ESA)	s-Metolachlor oxanilic acid (Metolachlor-OA)
LC0008	H110B			LC-MS/MS;	LC-MS/MS;
LC0009	H110B	LC-MS/MS; USGS Techniques and Methods 5-A10:2009	LC-MS/MS; USGS Techniques and Methods 5-A10:2009		
LC0010	H110B		LC-MS/MS; House method		
LC0011	H110B			LC-MS/MS; DIN 38407-35	LC-MS/MS; DIN 38407-35
LC0012	H110B	LC-MS/MS; ISO 16308	LC-MS/MS; ISO 16308	LC-MS/MS; DIN 38407-35	LC-MS/MS; DIN 38407-35
LC0013	H110B	LC-MS/MS; ISO 16308	LC-MS/MS; ISO 16308	LC-MS/MS direct; DIN 38407-36	LC-MS/MS direct; DIN 38407-36
LC0014	H110B	LC-MS/MS; derivatization	LC-MS/MS; derivatization	LC-MS/MS direct;	LC-MS/MS direct;

LabCode	Sample	Glufosinate	AMPA	s-Metolachlor ethanesulfonic acid (Metolachlor-ESA)	s-Metolachlor oxanilic acid (Metolachlor-OA)
LC0015	H110B		LC-MS/MS; derivatization; ISO 16308	LC-MS/MS direct; DIN 38407-36	LC-MS/MS direct; DIN 38407-36
LC0016	H110B	LC-MS/MS; ISO 16308	LC-MS/MS; ISO 16308	LC-MS/MS direct; ISO 38407-36	LC-MS/MS direct; ISO 38407-36
LC0017	H110B		LC-MS;		
LC0018	H110B				
LC0019	H110B			LC-MS/MS direct;	LC-MS/MS direct;
LC0020	H110B	LC-MS/MS direct;	LC-MS/MS direct;		
LC0021	H110B		LC-MS; FMOC derivatization		



LabCode	Sample	Glufosinate	AMPA	s-Metolachlor ethanesulfonic acid (Metolachlor-ESA)	s-Metolachlor oxanilic acid (Metolachlor-OA)
LC0022	H110B			LC-MS/MS direct; DIN 38407-36	LC-MS/MS direct; DIN 38407-36
LC0023	H110B				
LC0024	H110B				
LC0025	H110B	LC-MS/MS direct; DIN 38407-36	LC-MS/MS direct; DIN 38407-36	LC-MS/MS direct; DIN 38407-36	LC-MS/MS direct; DIN 38407-36
LC0026	H110B				house method;
LC0027	H110B				LC-MS/MS direct; DIN 38407-36
LC0028	H110B				

LabCode	Sample	Glufosinate	AMPA	s-Metolachlor ethanesulfonic acid (Metolachlor-ESA)	s-Metolachlor oxanilic acid (Metolachlor-OA)
LC0029	H110B			LC-MS/MS; RO-C-83 (2017-07)	
LC0030	H110B			LC-MS/MS; house method	LC-MS/MS; house method
LC0031	H110B			LC-MS/MS; DIN 38407-35	LC-MS/MS; DIN 38407-35
LC0032	H110B		LC-MS/MS;	LC-MS/MS;	LC-MS/MS;
LC0033	H110B	SPE-LC/MS; Online	SPE-LC/MS; Online	SPE-LC/MS; Online	SPE-LC/MS; Online
LC0034	H110B		LC-MS/MS; FMOCC derivatization		
LC0035	H110B			LC-MS/MS;	LC-MS/MS;

LabCode	Sample	Glufosinate	AMPA	s-Metolachlor ethanesulfonic acid (Metolachlor-ESA)	s-Metolachlor oxanilic acid (Metolachlor-OA)
LC0036	H110B	HPLC-FLD; ISO 21458	HPLC-FLD; ISO 21458	LC-MS/MS; DIN 38407-35	LC-MS/MS; DIN 38407-35
LC0037	H110B	LC-MS/MS; ISO 16308	LC-MS/MS; ISO 16308	LC-MS/MS; DIN 38407-35	LC-MS/MS; DIN 38407-35
LC0038	H110B	LC-MS/MS; DIN 38407-35; US EPA 535; US EPA 1694; ISO 21458	LC-MS/MS; DIN 38407-35; US EPA 535; US EPA 1694; ISO 21458	LC-MS/MS; DIN 38407-35; US EPA 535; US EPA 1694; ISO 21458	LC-MS/MS; DIN 38407-35; US EPA 535; US EPA 1694; ISO 21458

LabCode	Sample	Alachlor-t-sulfonic acid (Alachlor-ESA)	Alachlor-t-acid (Alachlor-OA)	Chlorothalonil sulfonic acid (Chlorothalonil-ESA)	Chlorothalonil Metabolit R611965 (3-carbamyl-2,4,5-trichlorobenzoic acid)
LC0001	H110B				
LC0002	H110B				
LC0003	H110B				
LC0004	H110B	LC-MS/MS direct; ESI	LC-MS/MS direct; ESI	LC-MS/MS direct; ESI	LC-MS/MS direct; ESI
LC0005	H110B				
LC0006	H110B				
LC0007	H110B				

LabCode	Sample	Alachlor-t-sulfonic acid (Alachlor-ESA)	Alachlor-t-acid (Alachlor-OA)	Chlorothalonil sulfonic acid (Chlorothalonil-ESA)	Chlorothalonil Metabolit R611965 (3-carbamyl-2,4,5-trichlorobenzoic acid)
LC0008	H110B	LC-MS/MS;	LC-MS/MS;	LC-MS/MS;	LC-MS/MS;
LC0009	H110B				
LC0010	H110B			LC-MS/MS; House method	LC-MS/MS; House method
LC0011	H110B	LC-MS/MS; DIN 38407-35	LC-MS/MS; DIN 38407-35		
LC0012	H110B	LC-MS/MS; DIN 38407-35	LC-MS/MS; DIN 38407-35	LC-MS/MS; DIN 38407-35	LC-MS/MS; DIN 38407-35
LC0013	H110B				
LC0014	H110B		LC-MS/MS direct;	LC-MS/MS direct;	LC-MS/MS direct;

LabCode	Sample	Alachlor-t-sulfonic acid (Alachlor-ESA)	Alachlor-t-acid (Alachlor-OA)	Chlorothalonil sulfonic acid (Chlorothalonil-ESA)	Chlorothalonil Metabolit R611965 (3-carbamyl-2,4,5-trichlorobenzoic acid)
LC0015	H110B				
LC0016	H110B	LC-MS/MS direct; ISO 38407-36	LC-MS/MS direct; ISO 38407-36		
LC0017	H110B				
LC0018	H110B				
LC0019	H110B			LC-MS/MS direct;	
LC0020	H110B				
LC0021	H110B				

LabCode	Sample	Alachlor-t-sulfonic acid (Alachlor-ESA)	Alachlor-t-acid (Alachlor-OA)	Chlorothalonil sulfonic acid (Chlorothalonil-ESA)	Chlorothalonil Metabolit R611965 (3-carbamyl-2,4,5-trichlorobenzoic acid)
LC0022	H110B	LC-MS/MS direct; DIN 38407-36	LC-MS/MS direct; DIN 38407-36	LC-MS/MS direct; DIN 38407-36	LC-MS/MS direct; DIN 38407-36
LC0023	H110B				
LC0024	H110B	LC-MS/MS direct; DIN 38407-36			
LC0025	H110B	LC-MS/MS direct; DIN 38407-36	LC-MS/MS direct; DIN 38407-36		
LC0026	H110B	house method;	house method;	house method;	
LC0027	H110B				
LC0028	H110B				

LabCode	Sample	Alachlor-t-sulfonic acid (Alachlor-ESA)	Alachlor-t-acid (Alachlor-OA)	Chlorothalonil sulfonic acid (Chlorothalonil-ESA)	Chlorothalonil Metabolit R611965 (3-carbamyl-2,4,5-trichlorobenzoic acid)
LC0029	H110B		LC-MS/MS; RO-C-83 (2017-07)		
LC0030	H110B			LC-MS/MS; house method	
LC0031	H110B	LC-MS/MS; DIN 38407-35	LC-MS/MS; DIN 38407-35	LC-MS/MS; DIN 38407-35	LC-MS/MS; DIN 38407-35
LC0032	H110B	LC-MS/MS;	LC-MS/MS;		
LC0033	H110B			SPE-LC/MS; Online	
LC0034	H110B				
LC0035	H110B			LC-MS/MS;	



LabCode	Sample	Alachlor-t-sulfonic acid (Alachlor-ESA)	Alachlor-t-acid (Alachlor-OA)	Chlorothalonil sulfonic acid (Chlorothalonil-ESA)	Chlorothalonil Metabolit R611965 (3-carbamyl-2,4,5-trichlorobenzoic acid)
LC0036	H110B	LC-MS/MS; DIN 38407-35	LC-MS/MS; DIN 38407-35	LC-MS/MS; DIN 38407-35	
LC0037	H110B		LC-MS/MS; DIN 38407-35		
LC0038	H110B	LC-MS/MS; DIN 38407-35; US EPA 535; US EPA 1694; ISO 21458	LC-MS/MS; DIN 38407-35; US EPA 535; US EPA 1694; ISO 21458		

LabCode	Sample	Chlorothalonil Metabolite R471811	Chlorothalonil Metabolite R611968	Chlorothalonil Metabolite SYN507900	Chlorothalonil Metabolite SYN548580
LC0001	H110B				
LC0002	H110B				
LC0003	H110B				
LC0004	H110B	LC-MS/MS direct; ESI	LC-MS/MS direct; ESI	LC-MS/MS direct; ESI	LC-MS/MS direct; ESI
LC0005	H110B				
LC0006	H110B				
LC0007	H110B				

LabCode	Sample	Chlorothalonil Metabolite R471811	Chlorothalonil Metabolite R611968	Chlorothalonil Metabolite SYN507900	Chlorothalonil Metabolite SYN548580
LC0008	H110B	LC-MS/MS;	LC-MS/MS;	LC-MS/MS;	
LC0009	H110B				
LC0010	H110B	LC-MS/MS; House method		LC-MS/MS; House method	
LC0011	H110B				
LC0012	H110B				
LC0013	H110B				
LC0014	H110B	LC-MS/MS direct;	LC-MS/MS direct;	LC-MS/MS direct;	LC-MS/MS direct;

LabCode	Sample	Chlorothalonil Metabolite R471811	Chlorothalonil Metabolite R611968	Chlorothalonil Metabolite SYN507900	Chlorothalonil Metabolite SYN548580
LC0015	H110B	HILIC-LC-MS/MS; house method	LC-MS/MS direct; DIN 38407-36	LC-MS/MS direct; DIN 38407-36	LC-MS/MS direct; DIN 38407-36
LC0016	H110B				
LC0017	H110B				
LC0018	H110B				
LC0019	H110B	LC-MS/MS direct;		LC-MS/MS direct;	
LC0020	H110B				
LC0021	H110B				

LabCode	Sample	Chlorothalonil Metabolite R471811	Chlorothalonil Metabolite R611968	Chlorothalonil Metabolite SYN507900	Chlorothalonil Metabolite SYN548580
LC0022	H110B	LC-MS/MS direct; DIN 38407-36	LC-MS/MS direct; DIN 38407-36	LC-MS/MS direct; DIN 38407-36	
LC0023	H110B				
LC0024	H110B				
LC0025	H110B				
LC0026	H110B	house method;			
LC0027	H110B				
LC0028	H110B				

LabCode	Sample	Chlorothalonil Metabolite R471811	Chlorothalonil Metabolite R611968	Chlorothalonil Metabolite SYN507900	Chlorothalonil Metabolite SYN548580
LC0029	H110B				
LC0030	H110B	LC-MS/MS; house method	LC-MS/MS; house method	LC-MS/MS; house method	LC-MS/MS; house method
LC0031	H110B	LC-MS/MS; DIN 38407-35			
LC0032	H110B				
LC0033	H110B				
LC0034	H110B				
LC0035	H110B	LC-MS/MS;		LC-MS/MS;	

LabCode	Sample	Chlorothalonil Metabolite R471811	Chlorothalonil Metabolite R611968	Chlorothalonil Metabolite SYN507900	Chlorothalonil Metabolite SYN548580
LC0036	H110B				
LC0037	H110B				
LC0038	H110B				

LabCode	Sample	Chlorothalonil Metabolit SYN548581	2,4,5- Trichlorophenoxyacetic acid	Chlorothalonil-4- hydroxy
LC0001	H110B			
LC0002	H110B			
LC0003	H110B			
LC0004	H110B	LC-MS/MS direct; ESI		
LC0005	H110B			
LC0006	H110B			
LC0007	H110B		LC-MS/MS;	



LabCode	Sample	Chlorothalonil Metabolit SYN548581	2,4,5- Trichlorophenoxyacetic acid	Chlorothalonil-4- hydroxy
LC0008	H110B	LC-MS/MS;	LC-MS/MS;	LC-MS/MS;
LC0009	H110B			
LC0010	H110B			LC-MS/MS; House method
LC0011	H110B		LC-MS/MS; DIN 38407-35	
LC0012	H110B		LC-MS/MS; DIN 38407-35	
LC0013	H110B		LC-MS/MS; DIN 38407-35	
LC0014	H110B	LC-MS/MS direct;	LC-MS/MS direct;	LC-MS/MS direct;

LabCode	Sample	Chlorthalonil Metabolit SYN548581	2,4,5- Trichlorophenoxyacetic acid	Chlorothalonil-4- hydroxy
LC0015	H110B	LC-MS/MS direct; DIN 38407-36	LC-MS/MS; DIN 38407-35	
LC0016	H110B		LC-MS/MS; ISO 38407-35	
LC0017	H110B			
LC0018	H110B			
LC0019	H110B			
LC0020	H110B		LC-MS/MS direct;	
LC0021	H110B			

LabCode	Sample	Chlorthalonil Metabolit SYN548581	2,4,5- Trichlorophenoxyacetic acid	Chlorothalonil-4- hydroxy
LC0022	H110B	LC-MS/MS direct; DIN 38407-36	LC-MS/MS; DIN 38407-35	LC-MS/MS direct; DIN 38407-36
LC0023	H110B			
LC0024	H110B			
LC0025	H110B		LC-MS/MS direct; DIN 38407-36	
LC0026	H110B			house method;
LC0027	H110B		LC-MS/MS direct; DIN 38407-36	
LC0028	H110B			

LabCode	Sample	Chlorthalonil Metabolit SYN548581	2,4,5- Trichlorophenoxyacetic acid	Chlorothalonil-4- hydroxy
LC0029	H110B			
LC0030	H110B			LC-MS/MS; house method
LC0031	H110B			LC-MS/MS; DIN 38407-35
LC0032	H110B		LC-MS/MS;	
LC0033	H110B			
LC0034	H110B			
LC0035	H110B			

LabCode	Sample	Chlorothalonil Metabolit SYN548581	2,4,5- Trichlorophenoxyacetic acid	Chlorothalonil-4- hydroxy
LC0036	H110B		LC-MS/MS; DIN 38407-35	
LC0037	H110B		LC-MS/MS; DIN 38407-35	
LC0038	H110B		LC-MS/MS; DIN 38407-35; US EPA 535; US EPA 1694; ISO 21458	