

# **Proficiency Testing Scheme für die Wasseranalytik - Realproben M155 Metalle**

## **Proficiency Testing Scheme for Water Analysis - natural water samples M155 Metals and trace elements**

### **BERICHT / REPORT**

Probenversand / Sample dispatch: 09.02.2021

**Ausgabe/Edition 1: 19.03.2021**

Dieser Report umfasst 257 Seiten.  
This report comprises 257 pages.



**Anbieter der Eignungsprüfung / Provider of the proficiency test:**

**Anschrift / Address:** Umweltbundesamt GmbH  
Spittelauer Lände 5  
1090 Vienna/Austria

**E-Mail:** [ringversuche@umweltbundesamt.at](mailto:ringversuche@umweltbundesamt.at)

**Tel:** +43 (0) 1 31304 4334

**Website deutsch:** [www.umweltbundesamt.at/ringversuche](http://www.umweltbundesamt.at/ringversuche)  
[www.imatest.at](http://www.imatest.at)

**Website english:** <https://www.umweltbundesamt.at/en/proficiency-testing>  
[www.imatest.eu](http://www.imatest.eu)

**Koordination und technische Leitung Eignungsprüfungen / coordinator and technical management:**

Dipl.-Ing. Monika Denner

**Verantwortlich für die Durchführung der Eignungsprüfungsrunde / Responsible for the implementation of this proficiency test:**

Dipl.-Ing. Johannes Urteil, Martha Schmid MSc

Tel.: +43 (0) 1 31304 4334

**Verantwortlich für die Freigabe des Berichts / Responsible for authorizing the report:**

Dipl.-Ing. Monika Denner

Leitung Eignungsprüfungen für den Bereich chemische Analytik / Management for proficiency tests for chemical analysis

## Inhaltsverzeichnis / Table of Contents

D1. Beschreibung des Ringversuchs.....	5
D1.1.  Ausgestaltung und Durchführung .....	5
D1.2.  Beschreibung der Prüfgegenstände .....	5
D1.3.  Anweisungen für die Teilnehmer .....	6
D1.4.  Kontrollanalytik zur Bewertung der Homogenität .....	6
D1.5.  Trendtest zur Bewertung der Stabilität.....	6
D1.6.  Ermittlung des zugewiesenen Wertes.....	7
D2. Kriterien der Leistungsbewertung .....	8
D2.1.  Leistungskriterium z-Score.....	8
D2.2.  Leistungskriterium E <sub>n</sub> -Score .....	8
D2.3.  Leistungsbewertung z-Score und E <sub>n</sub> -Score.....	9
D3. Darstellung und Interpretation der Messergebnisse.....	9
D4. Anmerkungen zur Auswertung.....	10
D5. Erläuterung zu Tabellen und Grafiken .....	11
D5.1.  Angaben und Abkürzungen in Tabellen.....	11
D5.2.  Graphische Darstellung der Ergebnisse .....	14
D6. Zusammenfassung .....	17
D6.1.  Tabelle der zugewiesenen Werte .....	17
D6.2.  Zusammenfassung der ausreißerbereinigten Ringversuchsergebnisse ..	18
E1. Description of the proficiency test .....	19
E1.1.  Design and implementation .....	19
E1.2.  Description of the proficiency test items .....	19
E1.3.  Instructions for the participants.....	19
E1.4.  Control testing for homogeneity evaluation.....	20
E1.5.  Trend test for stability evaluation .....	20
E1.6.  Determination of the assigned values.....	21
E2. Criteria of performance evaluation .....	22
E2.1.  Performance criterion z-Score .....	22
E2.2.  Performance criterion E <sub>n</sub> -Score .....	22
E2.3.  Performance evaluation z-Score and E <sub>n</sub> -Score .....	23
E3. Representation and interpretation of measurement results.....	24
E4. Explanatory notes .....	24

E5. Annotations on tables and charts .....	25
E5.1. Information and abbreviations in tables .....	25
E5.2. Graphical presentation of results .....	27
E6. Summary .....	30
E6.1. Table of assigned values .....	30
E6.2. Summary of results, after removal of outliers.....	31
E7. Parameterorientierte Auswertung / Parameter oriented report.....	32
E8. Labororientierte Auswertung / Laboratory oriented report.....	137
E9. Methodenübersicht / Overview of methods .....	250

## **D1. Beschreibung des Ringversuchs**

### **D1.1. Ausgestaltung und Durchführung**

- Anzahl der Anmeldungen: 28
- Anzahl der übermittelten Datensätze: 27
- Probenversand: 09.02.2021
- Einsendeschluss der Daten: 09.03.2021

Die Ergebnisabgabe erfolgte auf elektronischem Weg mittels passwortgeschützter Online-Dateneingabe. Beim Abschluss der Dateneingabe bestätigte der Teilnehmer die vollständige und korrekte Eingabe aller Daten und die Freigabe der Ergebnisse zur Auswertung.

Zur Anonymisierung der Ergebnisse wurde jedem Labor willkürlich ein Laborcode zugeteilt.

### **D1.2. Beschreibung der Prüfgegenstände**

Die Probenahme von Grundwasser und Oberflächenwasser erfolgte am 04.02.2021. Das Probenmaterial umfasste:

- 1 Probe Grundwasser (M155 A)
- 1 Probe Oberflächenwasser (M155 B)

Alle Proben wurden über 0,45 µm Membranfilter filtriert und anschließend bis zur weiteren Verarbeitung gekühlt gelagert (4 +/-3°C). Die o.a. Proben wurden zusätzlich mit einzelnen Substanzen dotiert.

Das Abfüllen der Proben erfolgte unter ständigem Rühren (Rührkessel). Die Proben wurden mit 1 % HNO<sub>3</sub> bzw. 1 % HCl (nur Abfüllung für Parameter Hg) stabilisiert.

Die homogenen Prüfgegenstände wurden am 09.02.2021 verschickt.

Jedes Teilnehmerlabor erhielt:

- 2 Proben zu je ca. 350 ml, abgefüllt in je 1 x 250 ml LDPE-Flasche und 1 x 100 ml LDPE-Flasche (für Hg).

### **D1.3. Anweisungen für die Teilnehmer**

Aus Stabilitätsgründen wurde empfohlen bis spätestens 17.02.2021 mit den Analysen zu beginnen.

Den Teilnehmern stand die Wahl der Analyseverfahren bzw. der verwendeten Norm frei, welche mit ihrem Routineverfahren übereinstimmen sollte. Eine Übersicht der angewendeten Methoden findet sich unter E9.

### **D1.4. Kontrollanalytik zur Bewertung der Homogenität**

Im Zuge der Abfüllung wurden zu willkürlichen Zeitpunkten mehrere Aliquote pro Probe zur Kontrollanalytik entnommen.

Es wurden für die A- bzw. B-Probe jeweils  $n=5$  Kontrollproben sowie  $n=1$  undotierte Realprobe dem Labor zur Analyse übergeben.

Alle Parameter wurden in der Prüfstelle am Umweltbundesamt (Prüfstelle für Umwelt-, GVO- & Treibstoffanalytik) zeitnah zum Probenversand analysiert.

Im Zuge der Auswertung wurde die relative Standardabweichung zwischen den Kontrollprobenabfüllungen bewertet und mit der Vergleichsstandardabweichung beim aktuellen Ringversuch verglichen.

Die Ergebnisse der Kontrollanalytik sind in der parameterorientierten Auswertung (E.7.) in Form von Mittelwerten  $\pm$  Messunsicherheit als Kontrollwert (control test value)  $\pm U$  gelistet (jeweils angegeben als erweiterte Messunsicherheit,  $k=2$ ).

### **D1.5. Trendtest zur Bewertung der Stabilität**

Die Bewertung der Stabilität der Prüfgegenstände (Realproben) erfolgte auf Basis der Datenstatistik aus den vergangenen Runden für Realproben im Zeitraum 2013 bis 2019.

Um die ausreichende Stabilität der Prüfgegenstände der aktuellen Eignungsprüfungsrunde bis zum Abgabetermin zu überprüfen, wurde die Darstellung der Teilnehmerergebnisse nach Analysendatum ausgewertet und auf systematische Trends geprüft (unauffällig). Durch Darstellung der Teilnehmerergebnisse nach Abfüllreihenfolge wurde auf das Vorliegen möglicher systematischer Trends der Ergebnisse geprüft (unauffällig).

Aufgrund der bisherigen Erfahrungen und aufgrund der Bewertungsgrundlagen der aktuellen Eignungsprüfungsrunde gilt die Stabilität der Prüfgegenstände im empfohlenen Zeitraum für die Analyse bis zum Abgabeschluss als gewährleistet.

### **D1.6. Ermittlung des zugewiesenen Wertes**

Die Ergebnisse der Analysen mussten spätestens bis zum 09.03.2021 beim Veranstalter vorliegen. Später eingehende Werte wurden nicht berücksichtigt.

Im Zuge der Plausibilitätsprüfung der Daten (z.B. Check korrekte Einheiten, Messunsicherheitsangabe, ...) wurden die Teilnehmer mit auffälligen Ergebnissen zum erneuten Datencheck der Eingabe und um Rückmeldung binnen 24 h aufgefordert.

Nach Abschluss der Plausibilitätsprüfung, wurde der Ausreißertest nach Hampel durchgeführt und die Ausreißer ermittelt. Die von diesem Test auffällig eingestuft Werte wurden in der Auswertung gekennzeichnet („H“). In begründeten Fällen, z.B. wenn der Ausreißertest nach Hampel nicht anwendbar ist (z.B. Ergebnisse liegen sehr eng beieinander oder überwiegend selber Zahlenwert bzw. bei wenig abgegebenen Daten mit sehr hoher Streuung), kann eine Ausreißereliminierung nach weiteren Kriterien erfolgen (z.B. Dean- und Dixon Test bzw. manuelle Ausreißerdefinition aufgrund Expertenbefund). Diese Vorgangsweise wird nach Anwendung unter Punkt D4 des Berichts dokumentiert.

Die weitere Auswertung erfolgte gemäß ISO 5725-2. Eine statistische Auswertung der Ringversuchsdaten erfolgte erst ab zumindest 6 gültigen, numerischen Ergebnissen pro Parameter. Ergebnisse kleiner Bestimmungs- oder Nachweisgrenze wurden bei den Berechnungen nicht berücksichtigt.

Der zugewiesene Wert wird im Normalfall jeweils als der ausreißerbereinigte Mittelwert über alle übermittelten Ergebnisse gebildet.

Bei sehr hohen Streuungen der Teilnehmerergebnisse von über 50 % oder bei mangelhafter Rückführbarkeit der statistischen Kenndaten aus den ausreißerbereinigten Ergebnissen der Teilnehmer auf den Mittelwert des Kontrolllabores bzw. einer zu geringen Anzahl an ausreißerbereinigten Ergebnissen über die Gruppe der akkreditierten Labore, kann die Situation auftreten, dass kein zugewiesener Wert für den aktuellen Ringversuch festgelegt werden kann und daher keine Bewertung der Teilnehmerergebnisse für diesen Parameter möglich ist. Ein entsprechender Hinweis wird im Bericht unter E7 bei der informativen Auswertung angebracht. Im Rahmen der internen Qualitätssicherung der Teilnehmer kann ein Vergleich mit den Ergebnissen des Kontrolllabors durchgeführt werden. Diese

Vorgehensweise wird bei Anwendung jeweils parameter- und probenbezogen unter Punkt D4 des Berichts dokumentiert.

## D2. Kriterien der Leistungsbewertung

### D2.1. Leistungskriterium z-Score

Als Basis zur Berechnung der Wiederfindungsraten sowie der z-Scores wurde der ausreißerbereinigte Mittelwert über alle übermittelten Ergebnisse herangezogen.

Die Ermittlung der z-Scores erfolgte gemäß nachfolgender Formel:

$$z - score = \frac{x_i - \bar{X}}{\text{Kriterium}}$$

Dabei ist:

$x_i$	Messergebnis des teilnehmenden Labors
$\bar{X}$	zugewiesener Wert Sollwert für die Leistungsbewertung der Teilnehmer (angegeben auf 3 signifikante Stellen); im Regelfall: ausreißerbereinigter Mittelwert der Teilnehmerergebnisse. Eine davon abweichende Vorgehensweise wird unter Punkt D4 des Berichts beschrieben.
<i>Kriterium</i>	Vergleichsstandardabweichung berechnet aus den Statistiken für reale Wasserproben der vorangegangenen Runden im Zeitraum 2013 bis 2019 (RSDpooled) bzw. aus den ausreißerbereinigten Teilnehmerergebnissen (sR) des aktuellen Ringversuchs (falls noch weniger als 6 vorangegangene Runden für A und B-Proben vorlagen). In begründeten Fällen (z.B. Ergebnisse Realproben nahe an Mindestbestimmungsgrenze oder regulatorischer Vorgaben) erfolgt die Festlegung nach Expertenbefund und die Vorgangsweise wird unter Punkt D4 des Berichts beschrieben.

### D2.2. Leistungskriterium E<sub>n</sub>-Score

Für die realen Wasserproben erfolgen seit 2019 zusätzliche Bewertungen unter Einbeziehung der erweiterten Messunsicherheiten der Teilnehmer und der erweiterten Messunsicherheit des zugewiesenen Wertes, gemäß E<sub>n</sub>-Score. Diese Auswertungen werden für die Teilnehmer im Bericht unter Punkt E8, jeweils im Anschluss an die z-Score Auswertung dargestellt.

Die Ermittlung der E<sub>n</sub>-Scores erfolgte gemäß nachfolgender Formel:



$$E_n - score = \frac{x_i - \bar{X}}{\sqrt{U(x_i)^2 + U(\bar{X})^2}}$$

Dabei ist:

$x_i$	Messergebnis des teilnehmenden Labors
$\bar{X}$	zugewiesener Wert Sollwert für die Leistungsbewertung der Teilnehmer (angegeben auf 3 signifikante Stellen); im Regelfall: ausreißerbereinigter Mittelwert der Teilnehmerergebnisse. Eine davon abweichende Vorgehensweise wird unter Punkt D4 des Berichts beschrieben.
$U(x_i)$	erweiterte Messunsicherheit des Messergebnisses (Teilnehmerergebnis), $k=2$
$U(\bar{X})$	erweiterte Messunsicherheit des zugewiesenen Wertes, $k=2$

### D2.3. Leistungsbewertung z-Score und $E_n$ -Score

#### Interpretation der z-Scores:

- $|z\text{-Score}| \leq 2.0$  Ergebnis gut
- $2.0 < |z\text{-Score}| < 3.0$  Ergebnis fragwürdig
- $|z\text{-Score}| \geq 3.0$  Ergebnis nicht zufriedenstellend

Hinweis: Bei der Bewertung mittels z-Score wird die Messunsicherheit der Teilnehmer nicht mitberücksichtigt. Der Vergleich der Abweichung zum zugewiesenen Wert erfolgt über das Kriterium.

#### Interpretation der $E_n$ -Scores:

- $|E_n\text{-Score}| \leq 1.0$  zufriedenstellende Leistung
- $|E_n\text{-Score}| > 1.0$  nicht zufriedenstellende Leistung

Hinweis: Bei der Bewertung mittels  $E_n$ -Score erfolgt die Berücksichtigung der erweiterten Messunsicherheiten der Teilnehmer und des zugewiesenen Wertes.  $|E_n\text{-Score}| > 1.0$  können darauf hinweisen, dass die Unsicherheitsschätzungen überprüft oder ein Messproblem korrigiert werden muss.

## D3. Darstellung und Interpretation der Messergebnisse

In der parameterorientierten Auswertung ist eine tabellarische Übersicht mit den Messergebnissen inklusive der Unsicherheit ( $\pm U$ ), der Wiederfindung zum zugewiesenen Wert und dem berechneten z-Score dargestellt. Weiterhin werden unter

Anmerkungen die Ausreißer gekennzeichnet. Die in der Tabelle angeführten Ergebnisse werden auch grafisch dargestellt.

In der labororientierten Auswertung werden pro Labor in anonymisierter Form die Ergebnisse der einzelnen Labore als Messergebnis  $\pm U$  sowie die Wiederfindungen und die ermittelten z-Scores bezugnehmend auf das Kriterium dargestellt. Weiters werden die  $E_n$ -Scores unter Berücksichtigung der erweiterten Unsicherheiten in unabhängigen Tabellen ausgegeben. Die labororientierten Auswertungen enthalten jeweils die Bewertungsgrundlagen wie zugewiesener Wert samt erweiterter Messunsicherheit sowie das Kriterium.

Eine Erläuterung zu den Tabellen und Grafiken kann Punkt D.5. entnommen werden.

#### **D4. Anmerkungen zur Auswertung**

Wie unter Punkt D2 ersichtlich, können die z-Scores auch unter Einbeziehung der Vergleichsstandardabweichung der ausreißerbereinigten Teilnehmerergebnisse des aktuellen Ringversuchs berechnet werden. Das kann zur Folge haben, dass es bei Parametern mit hoher Ergebnisstreuung dazu kommen kann, dass der Bereich z-Score - 2 bis z-Score + 2 einen ungewöhnlich hohen Wiederfindungsbereich abdeckt. Umgekehrt führt eine sehr geringe Streuung der Teilnehmerergebnisse dazu, dass z-Score - 2 bis z-Score + 2 einen ungewöhnlich kleinen Wiederfindungsbereich abdeckt.

Die Wiederfindungsrate wird unabhängig von der Streuung der Ergebnisse, als prozentuelle Abweichung vom zugewiesenen Wert berechnet und sollte bei der Bewertung von Ergebnissen im Rahmen des internen Qualitätsmanagementsystems der teilnehmenden Labore berücksichtigt werden.

Als Ergebnis einer Langzeitauswertung über aktuell 7 Eignungsprüfungsrunden (2013 - 2019) in Realproben wurden Kriterien (RSDpool) zur Ergebnisbewertung berechnet. Diese wurden im Zuge der Auswertung den relativen Vergleichsstandardabweichungen ( $vR$ ) des aktuellen Ringversuchs gegenübergestellt.

Parameter Aluminium, Arsen, Blei, Cadmium, Chrom, Eisen, Kupfer, Mangan, Nickel, Quecksilber, Selen, Uran und Zink Probe M155A und Parameter Aluminium, Blei, Cadmium, Chrom, Eisen, Kupfer, Mangan, Nickel, Uran und Zink Probe M155B: Die auf Basis der Teilnehmerergebnisse berechneten Sollwerte lagen außerhalb der Messunsicherheit des Kontrollwertes und es ist über das Kontrolllabor keine Rückführbarkeit möglich. Der zugewiesene Wert wurde daher über die ausreißerbereinigten Mittelwerte aus der Gruppe der akkreditierten Teilnehmer berechnet.

## D5. Erläuterung zu Tabellen und Grafiken

### D5.1. Angaben und Abkürzungen in Tabellen

Parameter	Allgemeine Bezeichnung des Analysenparameters
Probe	Bezeichnung der übermittelten Probe
Einheit	Vorgegebene Einheit für Messwert und Ergebnisunsicherheit (z.B. µg/l)
Zugewiesener Wert	Sollwert für die Leistungsbewertung der Teilnehmer (angegeben auf 3 signifikante Stellen)
U (k=2)	erweiterte Unsicherheit (k=2) des zugewiesenen Wertes, (angegeben auf 3 signifikante Stellen)
Kriterium	Vorgabewert zur Ermittlung des z-Scores in der angegebenen Einheit (angegeben auf 3 signifikante Stellen)
Kriterium [%]	Vorgabewert zur Ermittlung des z-Scores in % des zugewiesenen Wertes (angegeben auf 2 signifikante Stellen)
Mittelwert	Ausreißerbereinigter Mittelwert über die Teilnehmerergebnisse (angegeben auf 3 signifikante Stellen)
VB (99%)	99% Vertrauensbereich (angegeben auf 3 signifikante Stellen)
Minimum	Minimales abgegebenes Messergebnis, ausreißerbereinigt (angegeben auf 3 signifikante Stellen)
Maximum	Maximales abgegebenes Messergebnis, ausreißerbereinigt (angegeben auf 3 signifikante Stellen)
sR	Vergleichsstandardabweichung, berechnet aus den ausreißerbereinigten Teilnehmerergebnissen des aktuellen Ringversuchs (angegeben auf 3 signifikante Stellen)
vR	relative Vergleichsstandardabweichung in %, berechnet aus den ausreißerbereinigten Teilnehmerergebnissen des aktuellen Ringversuchs bezogen auf den Mittelwert (angegeben auf 2 signifikante Stellen)
Kontrollwert ± U (k=2)	Mittelwert der Kontrollmessungen des Veranstalters ± erweiterte Ergebnisunsicherheit des Kontrollwertes (jeweils angegeben auf 3 signifikante Stellen)
Laborcode	anonymisierte, eindeutige Teilnehmerkennung im jeweiligen Ringversuch
Messwert	einzelne(r) Messwert(e) lt. Teilnehmerangabe (maximal 5 Nachkommastellen dargestellt)
Messergebnis	Für die Bewertung herangezogenes Ergebnis lt. Teilnehmerangabe (maximal 5 Nachkommastellen)

	dargestellt).
	Bei Eignungsprüfungen mit Vorgabe von unabhängigen Mehrfachbestimmungen, entspricht dies dem berechneten Mittelwert aus den einzelnen Messwerten der Teilnehmer.
± U	kombinierte Messunsicherheit ohne Erweiterungsfaktor (k=1) lt. Teilnehmerangabe (maximal 5 Nachkommastellen dargestellt)
BG	Bestimmungsgrenze
NG	Nachweisgrenze
WF	Wiederfindungsrate in %, bezogen auf den zugewiesenen Wert (angegeben auf 3 signifikante Stellen, dargestellt maximal 1 Nachkommastelle)
MW	Mittelwert
z-Score	Abweichung des Messergebnisses zum zugewiesenen Wert, ausgedrückt als Vielfaches des Kriteriums (angegeben auf 3 signifikante Stellen, dargestellt maximal 2 Nachkommastellen)
E <sub>n</sub> -Score	Abweichung des Messergebnisses zum zugewiesenen Wert, ausgedrückt als Vielfaches der kombinierten Messunsicherheiten, bestehend aus erweiterter Unsicherheit des zugewiesenen Wertes und der erweiterten Unsicherheit der Messergebnisse der Teilnehmer (angegeben auf 3 signifikante Stellen, dargestellt maximal 2 Nachkommastellen). Beim E <sub>n</sub> -Score erfolgt die Berücksichtigung der Messunsicherheit der Teilnehmer.
-	Keine Daten übermittelt bzw. keine Berechnung möglich
Anmerkungen	Anmerkungen zum jeweiligen Messergebnis (z.B. H, FN, FP)
H	Ausreißer nach dem Hampel-Test
FN	Falsch negativ – Messergebnis kleiner Bestimmungsgrenze dessen Betrag die Bedingungen eines Ausreißers nach dem Hampeltest erfüllt.
FP	Falsch positiv – Falls aufgrund des geringen Analytgehalts kein zugewiesener Wert ermittelt werden kann (n < 6), wird der Median der Beträge der übermittelten Nachweis- bzw. Bestimmungsgrenzen ermittelt. Als falsch positiv wird ein Messergebnis bewertet, welches diesen Median um mehr als 100 % übersteigt.
Standardabweichung	Vergleichsstandardabweichung berechnet aus den Teilnehmerergebnissen des aktuellen Ringversuchs (angegeben auf 3 signifikante Stellen)

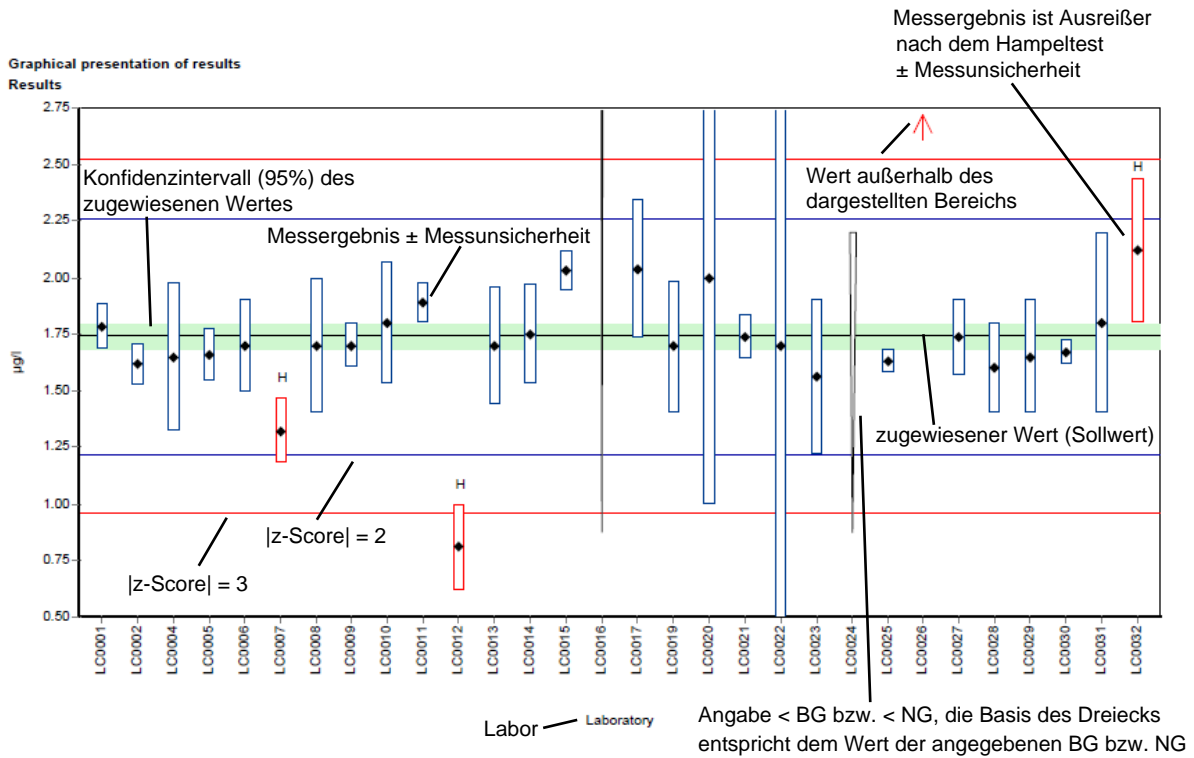
rel. Standardabweichung relative Vergleichsstandardabweichung in %, berechnet aus den Teilnehmerergebnissen des aktuellen Ringversuchs bezogen auf den Mittelwert (angegeben auf 3 signifikante Stellen)

n Anzahl der Messergebnisse

## D5.2. Graphische Darstellung der Ergebnisse

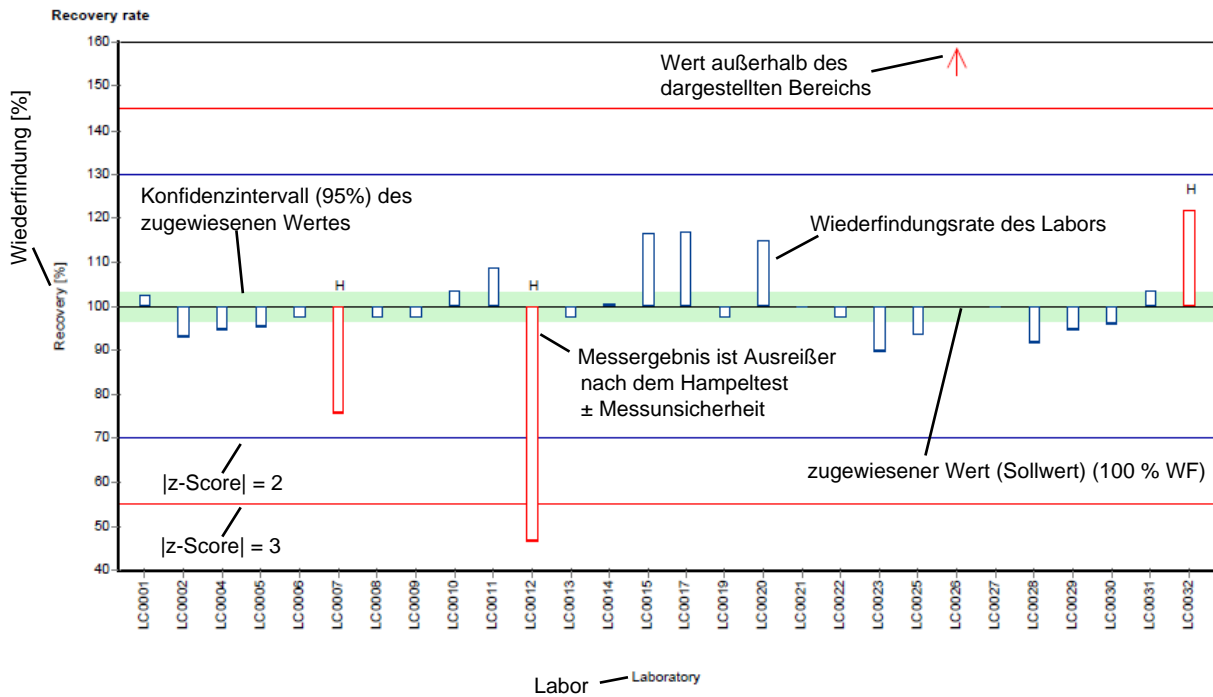
Nachfolgend wird die graphische Darstellung anhand von kommentierten Beispieldiagrammen erläutert.

### Beispieldiagramm: Messwerte



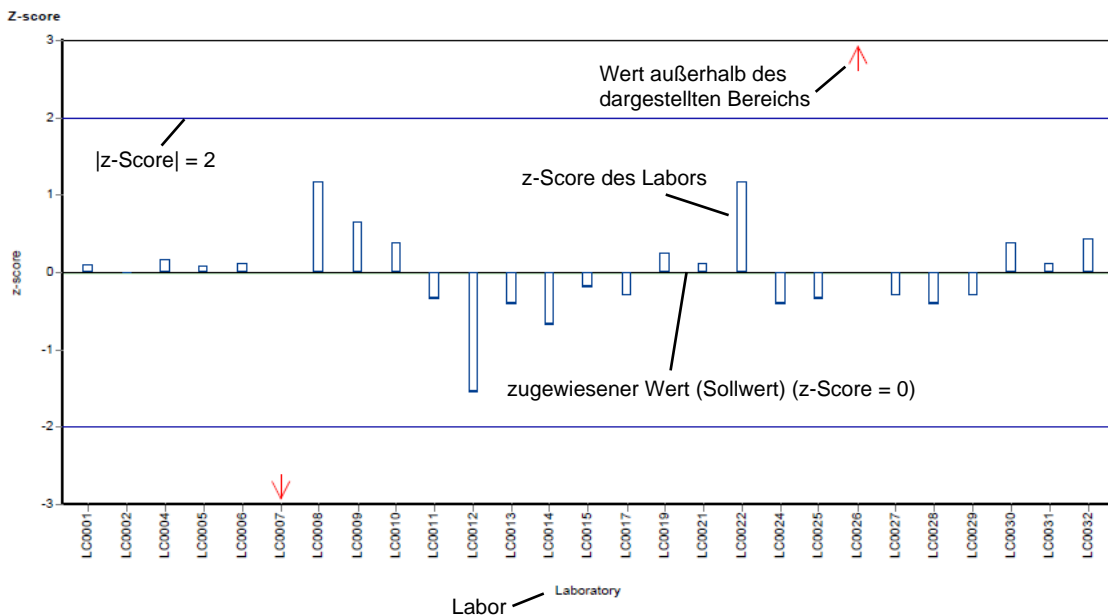
Unterschiedliche Analysenmethoden werden mit unterschiedlichen Farben kenntlich gemacht.

### Beispieldiagramm: Wiederfindung zum zugewiesenen Wert



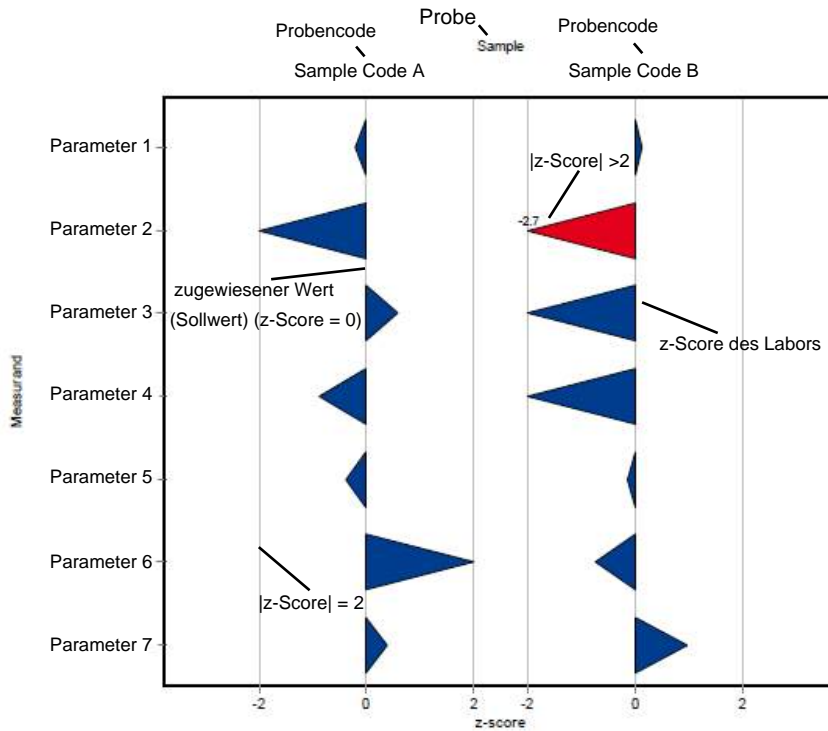
Unterschiedliche Analysenmethoden werden mit unterschiedlichen Farben kenntlich gemacht.

### Beispieldiagramm: z-Score

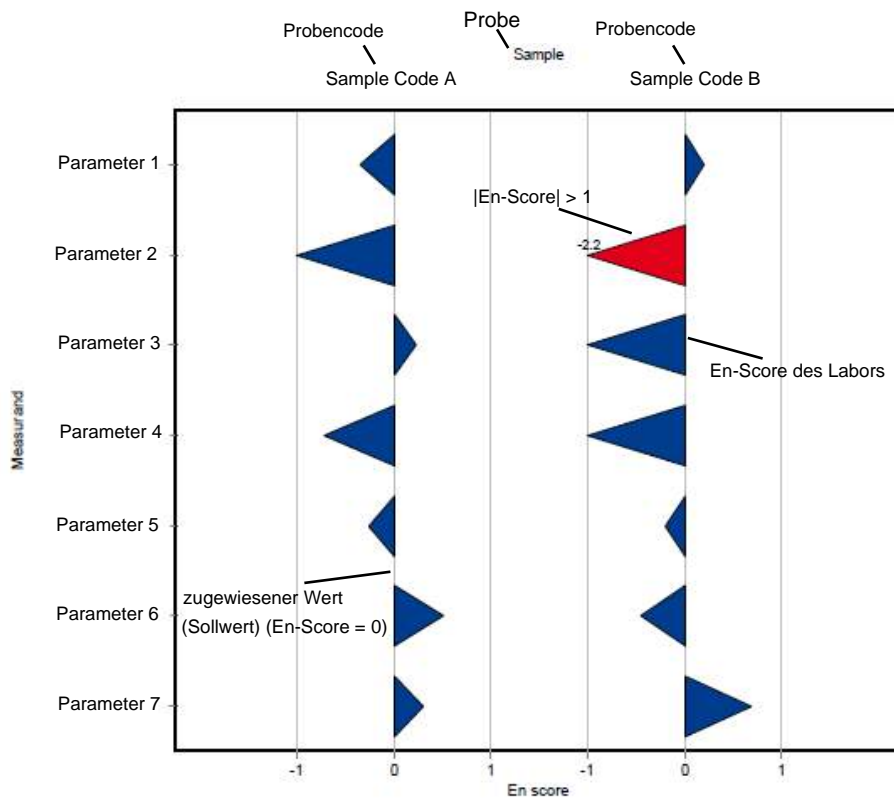


Unterschiedliche Analysenmethoden werden mit unterschiedlichen Farben kenntlich gemacht.

**Beispieldiagramm: z-Score (labororientierte Auswertung)**



**Beispieldiagramm: En-Score (labororientierte Auswertung)**





## D6. Zusammenfassung

### D6.1. Tabelle der zugewiesenen Werte

Parameter	Probe	Einheit	zugewiesener Wert	±	U (k=2)	Kriterium	Kriterium [%]
Aluminium	M155 A	µg/l	24.5	±	1.33	3.68	15
	M155 B	µg/l	159	±	4.27	23.8	15
Arsen	M155 A	µg/l	2.7	±	0.0863	0.351	13
	M155 B	µg/l	6.55	±	0.206	0.852	13
Cadmium	M155 A	µg/l	0.638	±	0.025	0.0638	10
	M155 B	µg/l	3.08	±	0.0774	0.308	10
Chrom	M155 A	µg/l	1.6	±	0.0595	0.136	8.5
	M155 B	µg/l	2.65	±	0.0932	0.225	8.5
Kupfer	M155 A	µg/l	14.5	±	0.429	1.31	9
	M155 B	µg/l	57.9	±	1.44	5.22	9
Eisen	M155 A	µg/l	64.9	±	2.33	11.7	18
	M155 B	µg/l	106	±	2.79	19.1	18
Blei	M155 A	µg/l	1.13	±	0.0519	0.169	15
	M155 B	µg/l	1.65	±	0.0829	0.248	15
Mangan	M155 A	µg/l	10.9	±	0.296	0.786	7.2
	M155 B	µg/l	26.4	±	0.557	1.9	7.2
Quecksilber	M155 A Hg	µg/l	1.18	±	0.0572	0.165	14
	M155 B Hg	µg/l	1.71	±	0.0977	0.239	14
Nickel	M155 A	µg/l	5.13	±	0.195	0.616	12
	M155 B	µg/l	19.4	±	0.448	2.32	12
Selen	M155 A	µg/l	4.01	±	0.0697	0.481	12
	M155 B	µg/l	6.58	±	0.175	0.789	12
Uran	M155 A	µg/l	1.13	±	0.0424	0.0747	6.6
	M155 B	µg/l	1.85	±	0.0828	0.122	6.6
Zink	M155 A	µg/l	294	±	10.7	26.5	9
	M155 B	µg/l	203	±	4.21	18.3	9

## D6.2. Zusammenfassung der ausreißerbereinigten Ringversuchsergebnisse

Parameter	Probe	Anzahl Labors für Berechnung	Anzahl Ausreißer Labors	Einheit	Mittelwert	± VB (99%)	Minimum	Maximum	sR	vR [%]
Aluminium	M155 A	22	3	µg/l	24.3	± 1.76	20	30	2.75	11
	M155 B	25	1	µg/l	157	± 6.64	128	182	11.1	7.1
Arsen	M155 A	20	1	µg/l	2.71	± 0.112	2.3	3	0.167	6.2
	M155 B	22	2	µg/l	6.55	± 0.309	5.21	7.3	0.484	7.4
Cadmium	M155 A	20	3	µg/l	0.639	± 0.0347	0.5	0.72	0.0518	8.1
	M155 B	22	2	µg/l	3.07	± 0.11	2.6	3.4	0.172	5.6
Chrom	M155 A	19	4	µg/l	1.58	± 0.087	1.3	1.82	0.126	8
	M155 B	22	1	µg/l	2.64	± 0.119	2.16	2.9	0.186	7.1
Kupfer	M155 A	22	3	µg/l	14.5	± 0.569	13	16.1	0.89	6.1
	M155 B	22	3	µg/l	58	± 2.1	51	66	3.28	5.7
Eisen	M155 A	24	2	µg/l	64.8	± 3.06	54.9	74	5	7.7
	M155 B	25	1	µg/l	106	± 3.85	96	119	6.42	6.1
Blei	M155 A	16	4	µg/l	1.13	± 0.0688	0.982	1.3	0.0917	8.1
	M155 B	19	3	µg/l	1.65	± 0.112	1.31	2	0.162	9.8
Mangan	M155 A	21	4	µg/l	10.9	± 0.402	9.63	12	0.615	5.6
	M155 B	24	2	µg/l	26.4	± 0.777	23.6	28.4	1.27	4.8
Quecksilber	M155 A Hg	21	1	µg/l	1.18	± 0.0942	0.942	1.52	0.144	12
	M155 B Hg	22	0	µg/l	1.71	± 0.146	1.39	2.29	0.229	13
Nickel	M155 A	21	3	µg/l	5.1	± 0.26	4.15	6.1	0.398	7.8
	M155 B	23	2	µg/l	19.2	± 0.679	17	20.7	1.09	5.7
Selen	M155 A	14	5	µg/l	4.01	± 0.0903	3.77	4.17	0.113	2.8
	M155 B	18	2	µg/l	6.58	± 0.263	5.9	7.45	0.372	5.7
Uran	M155 A	16	2	µg/l	1.13	± 0.0478	0.968	1.22	0.0638	5.6
	M155 B	20	0	µg/l	1.86	± 0.0972	1.55	2.15	0.145	7.8
Zink	M155 A	21	3	µg/l	291	± 16.2	236	331	24.8	8.5
	M155 B	21	3	µg/l	202	± 6.39	183	218	9.75	4.8

## **E1. Description of the proficiency test**

### **E1.1. Design and implementation**

- Number of registrations: 28
- Number of submitted data records: 27
- Dispatch of samples: 09<sup>th</sup> February 2021
- Closing date for submission of data: 09<sup>th</sup> March 2021

The results were submitted electronically by a password-protected online data entry. Upon completion of the data entry, the participant confirmed the complete and correct entry of all data and the authorization of the results for evaluation.

To anonymize results, each laboratory was given a laboratory code on a random basis.

### **E1.2. Description of the proficiency test items**

The sampling of ground water and surface water were both carried out on 04<sup>th</sup> February 2021.

The following samples were made available

- 1 sample ground water (M155 A)
- 1 sample surface water (M155 B)

Both samples were filtered using 0.45 µm membrane disc filters and stored at 4 +/- 3°C until further processing. The samples were partly spiked with specific substances.

The samples were filled into bottles under continuous stirring (stirring vessel) and stabilized by addition of 1 % HNO<sub>3</sub> and 1 % HCl (for Hg only), respectively.

The homogeneous proficiency test items were dispatched on 09<sup>th</sup> February 2021.

Each participant received:

- 2 samples each 350 ml, filled in 1 x 250 ml LDPE bottle and 1 x 100 ml LDPE bottle (for Hg) respectively.

### **E1.3. Instructions for the participants**

For reasons of stability, it was recommended to start the analysis by the 17<sup>th</sup> February 2021 at the latest.

The participants are expected to use the test method or measurement method of their choice, which should be consistent with their routine procedures. In E9. you will find the overview of applied methods in course of the proficiency testing.

#### **E1.4. Control testing for homogeneity evaluation**

During filling of the bottles, aliquots of each sample were collected randomly for control testing. From each of the samples A and B, n=5 control test samples and n=1 unspiked real water sample were transferred to the laboratory for control testing.

All parameters were tested in the testing laboratory at Environment Agency Austria (Prüfstelle für Umwelt-, GVO- & Treibstoffanalytik) close to the time of sample dispatch.

During evaluation the relative standard deviation between the individual results of the control test samples was assessed for each parameter by comparison with the reproducibility standard deviation of the actual proficiency test.

In the parameter-oriented evaluation (E.7.), the results of the control testing are given in the form of arithmetic means of the detected concentrations  $\pm$  expanded measurement uncertainty as control test value  $\pm$  U (expanded uncertainty, k=2).

#### **E1.5. Trend test for stability evaluation**

The evaluation of stability of the proficiency test items was performed using the data statistics of the results of previous proficiency testing rounds for real water samples of the period from 2013 to 2019.

The assessment of the stability of the proficiency test items of the current round was carried out by evaluation of all participant results sorted by analysis date (until submission deadline): No systematic trends were identified.

Using all participants results, it was furthermore tested if systematic trends could be detected depending on the order in which the bottles were filled for the proficiency test: No systematic trends could be identified.

According to data obtained from previous rounds for real water samples from 2013 to 2019 and based on the trend test evaluation of the current round, the stability of the test items for proficiency testing of real water samples can be confirmed for the recommended analysis period until deadline for submission of data.

## E1.6. Determination of the assigned values

The analytical results had to be made available to the organiser not later than 09<sup>th</sup> March 2021. Any values received at a later date were not considered.

In the course of the plausibility assessment of all received data (e.g. check for correct units, indication of measurement uncertainty, ...) the participants with noticeable results were asked to perform a subsequent data check and to give a prompt feedback within 24 h.

After plausibility assessment an outlier test according to Hampel was performed to identify outliers. Values identified as conspicuous are marked specifically in the parameter-oriented evaluation ('H').

In justified cases, for instance, when the outlier test according to Hampel is not applicable (e.g. many similar or identical results of the participants or in case of a very limited number of highly scattering results) a different outlier identification method can be applied (e.g. Dean and Dixon outlier test or manual outlier elimination by expert judgement). In such a case, this procedure is documented in section E4 of the report.

Further data evaluation was performed in accordance with ISO 5725-2. A statistical evaluation of proficiency testing data was only carried out if at least 6 valid results per parameter were available. Results < LOQ or < LOD are not included in the calculation for the assigned value.

The assigned values are normally calculated as the mean over all submitted results, after removal of outliers.

For real water samples in some exceptional cases it might occur, that no assigned value based on participants' results can be calculated and no evaluation of the participants results can be made. E.g. due to large variations in the participant results ( $vR > 50\%$ ) and/or insufficient traceability of the calculated mean of all participants after outlier-clearing to the mean of control testing or if the number of results (without outliers) of the group of accredited testing laboratories is too low.

In this case, a clear statement in section E7 of the report is made and all provided statistical data are for information only. In section E4 further information is given, when applicable, for each parameter and proficiency test item. In course of the internal quality measures, the participants can compare their results with the control test values.

## E2. Criteria of performance evaluation

### E2.1. Performance criterion z-Score

The adjusted average value (after removal of outliers) for all submitted results was used as a basis for the calculation of recovery rates and z-scores.

z-Scores were calculated on the basis of the following formula:

$$z - score = \frac{x_i - \bar{X}}{Criteria}$$

In this context,

$x_i$	is the measurement value (result) of the participating laboratory;
$\bar{X}$	assigned value the target value for the assessment of the performance of the participants (3 significant digits), normally the average value of the participants' results after removal of outliers; if this approach is not applicable, the target value is assigned according to the procedure given in section E4
Criteria	is the reproducibility standard deviation calculated from previous rounds for proficiency testing for real water samples from 2013 to 2019 (as RSD pooled) or from the participants' results after removal of outliers (sR) in the current round (if less than 6 previous rounds for the parameters of real water samples A and B are available). Where justified (e.g. results for real water samples are close to minimum quantification limit or in case of regulatory requirements) the criteria is defined by expert judgement and the procedure is clearly described in section E4 of the report.

### E2.2. Performance criterion E<sub>n</sub>-Score

Since 2019 additional assessment of the participants' results using E<sub>n</sub>-Scores for proficiency testing of real water samples is performed. This additional assessment takes into account the expanded measurement uncertainties of the participants results and the expanded uncertainty of the assigned value and is provided in the laboratory oriented part of the report (see E8 after the z-scores evaluation).

E<sub>n</sub>-Scores were calculated on the basis of the following formula:

$$E_n - score = \frac{x_i - \bar{X}}{\sqrt{U(x_i)^2 + U(\bar{X})^2}}$$

In this context,

$x_i$	is the measurement value (result) of the participating laboratory
$\bar{X}$	assigned value the target value for the assessment of the performance of the participants (3 significant digits), normally the average value of the participants' results after removal of outliers; if this approach is not applicable, the target value is assigned according to the procedure given in section E4
$U(x_i)$	expanded measurement uncertainty for the result of the participating laboratory, $k=2$
$U(\bar{X})$	expanded measurement uncertainty for the assigned value, $k=2$

### E2.3. Performance evaluation z-Score and $E_n$ -Score

#### Interpretation of z-Scores:

- $|z\text{-Score}| \leq 2.0$       good result
- $2.0 < |z\text{-Score}| < 3.0$       questionable result
- $|z\text{-Score}| \geq 3.0$       unsatisfactory result

Note: In case of assessment of the participants' performance by z-scores the measurement uncertainty of the participants' results is not taken into account. The difference between result of participants and the assigned value is evaluated by the criteria.

#### Interpretation of $E_n$ -Scores:

- $|E_n\text{-Score}| \leq 1.0$       satisfactory performance
- $|E_n\text{-Score}| > 1.0$       unsatisfactory performance

Note: In case of assessment of the participants' performance by  $E_n$ -Scores the expanded measurement uncertainties for the results and for the assigned values are taken into account.  $|E_n\text{-Score}| > 1.0$  might indicate to check the measurement uncertainty estimation or might point out to correct a measurement problem.

### **E3. Representation and interpretation of measurement results**

The parameter-oriented report provides the measurement values (results) including uncertainty ( $\pm U$ ), recovery rate, calculated z-Score and the outliers in tabular form. The results listed in the table are also represented graphically.

The laboratory oriented report shows the results of the individual laboratories (anonymous), including the measurement uncertainty ( $\pm U$ ), recovery rates, z-Scores and additionally evaluation of  $E_n$ -Scores on separate pages.

The tables also contain the basis for the data assessment as the assigned values and expanded measurement uncertainties and the criteria.

An annotation of the tables and graphics is given in section E.5.

### **E4. Explanatory notes**

As explained in section E2, the z-Score can also be calculated using the reproducibility standard deviation, calculated from the participants' results (after removal of outliers) in the relevant test round. It might occur that the z-Score between -2 and 2 covers a large range of measurement values when the variance of the results is high. On the other hand, the range of good results can be very narrow, when the variation of the participants' results is small.

The recovery rate is calculated for the individual result based on the assigned value and is thus independent of the reproducibility standard deviation. In the case of a high variance of the results, participants should also consider recovery rates as additional criteria to decide on the necessity of internal quality assurance measures.

As a result of a long-term evaluation of 7 proficiency testing rounds (2013 - 2019) in real samples, evaluation criteria (RSDpool) were calculated. These criteria were compared with the relative reproducibility standard deviation (vR) of the current proficiency testing.

Parameters Aluminium, Arsenic, Cadmium, Chromium, Copper, Iron, Lead, Manganese, Mercury, Nickel, Selenium, Uranium and Zinc sample M155A and parameters Aluminium, Cadmium, Chromium, Copper, Iron, Lead, Manganese, Nickel, Uranium and Zinc sample M155B: The assigned values calculated based on the participant results were outside the measurement uncertainty of the control value and thus traceability could not be proven by this procedure. Therefore, new assigned values were defined by the group of accredited participating laboratories after outlier-assessment.



## E5. Annotations on tables and charts

### E5.1. Information and abbreviations in tables

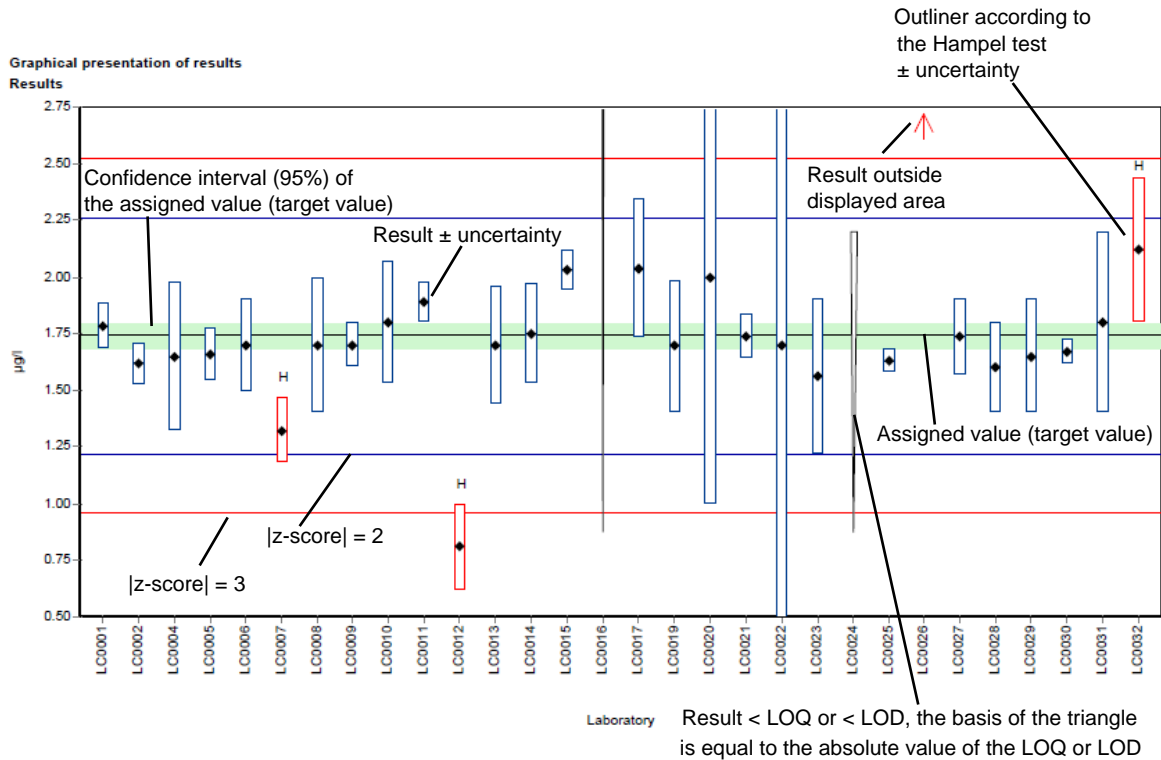
Parameter	Analyte identifier
Sample	Sample identifier
Unit	Given unit for result and uncertainty (e.g. µg/l)
Assigned value	Target value for proficiency assessment of the participants (3 significant digits)
U (k=2)	Expanded uncertainty (k=2) of the assigned value (3 significant digits)
Criteria	Specified value for the determination of the z-score in the given unit (3 significant digits)
Criteria [%]	Specified value for the determination of the z-score in % of the assigned value (2 significant digits)
Mean	Mean of the participants results, without outliers (3 significant digits)
CI (99 %)	99% confidence interval (3 significant digits)
Minimum	Minimum of all submitted results, after removal of outliers (3 significant digits)
Maximum	Maximum of all submitted results, after removal of outliers (3 significant digits)
SD	Reproducibility standard deviation, calculated from the participants results, after removal of outliers (3 significant digits)
RSD %	Reproducibility standard deviation, calculated from the participants results relative to the target value, given in %, after removal of outliers (2 significant digits)
Control test value ± U (k=2)	Mean of control test value ± expanded measurement uncertainty (3 significant digits)
Labcode	Laboratory identifier (anonymized)
Result ± U	Result as indicated by participant (max. 5 decimal places) combined measurement uncertainty without expansion factor (k=1), as indicated by participant (max. 5 decimal places)
LOQ	Limit of quantification
LOD	Limit of detection
Recovery	Recovery rate in % based on assigned value (target value) (3 significant digits, max. one decimal place given)
z-Score	Deviation of result based on the assigned value (target value) given as a multiple of the criteria (3 significant digits, max. 2 decimal places given)

E <sub>n</sub> -Score	Deviation of result based on the assigned value (target value) given as a multiple of the combined expanded measurement uncertainty of the participant's results and expanded measurement uncertainty for the assigned value (3 significant digits, max. 2 decimal places given). Note: E <sub>n</sub> -Score assessment takes into account the measurement uncertainty of the participants.
-	No data available or no calculation possible
Comments	Comment on the respective result (e.g. H, FN, FP)
H	Outlier according to Hampel-Test
FN	False negative – for a result < LOQ or result < LOD: The absolute value of the LOQ or LOD fulfils the condition of an outlier according to the Hampel test.
FP	False positive – for parameters where no target value is available because of a too low analyte content (n < 6): Result that exceeds the median of the absolute values of the transmitted LOQs or LODs by more than 100 %.
Standard deviation	Reproducibility standard deviation, calculated from the participants results (3 significant digits)
Rel. standard deviation	Reproducibility standard deviation, calculated from the participants results relative to the target value, given in %, (3 significant digits)
n	Number of results

## E5.2. Graphical presentation of results

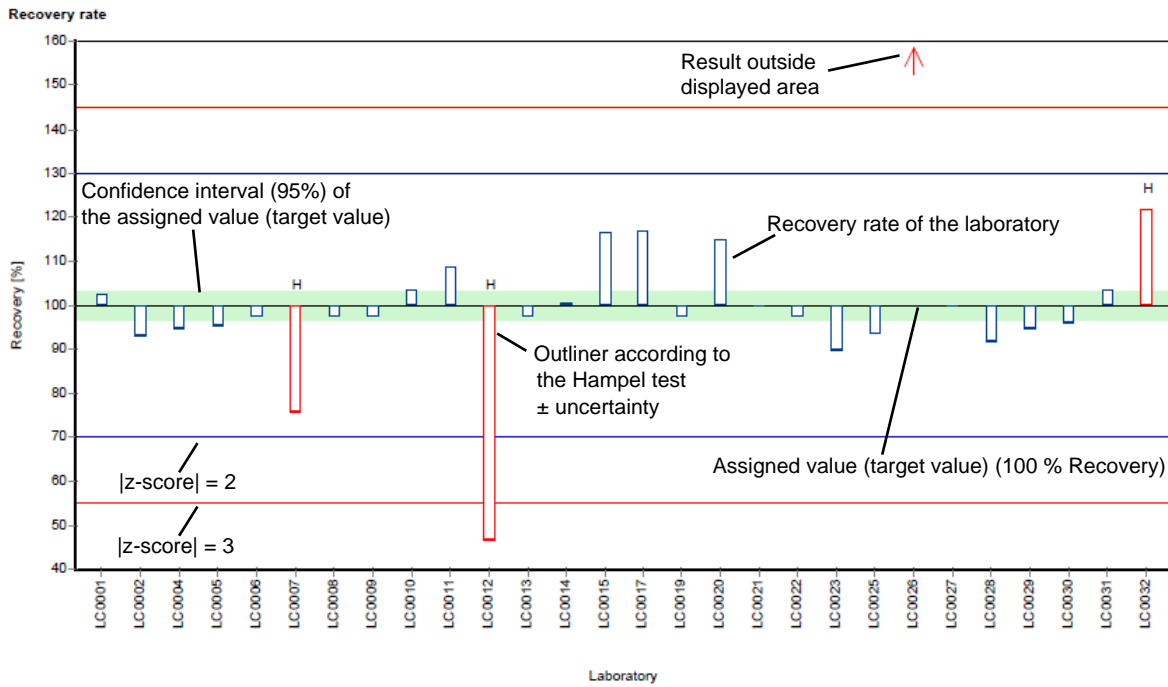
The graphic representation in the report is explained below by means of commented example diagrams:

### Example chart: Results



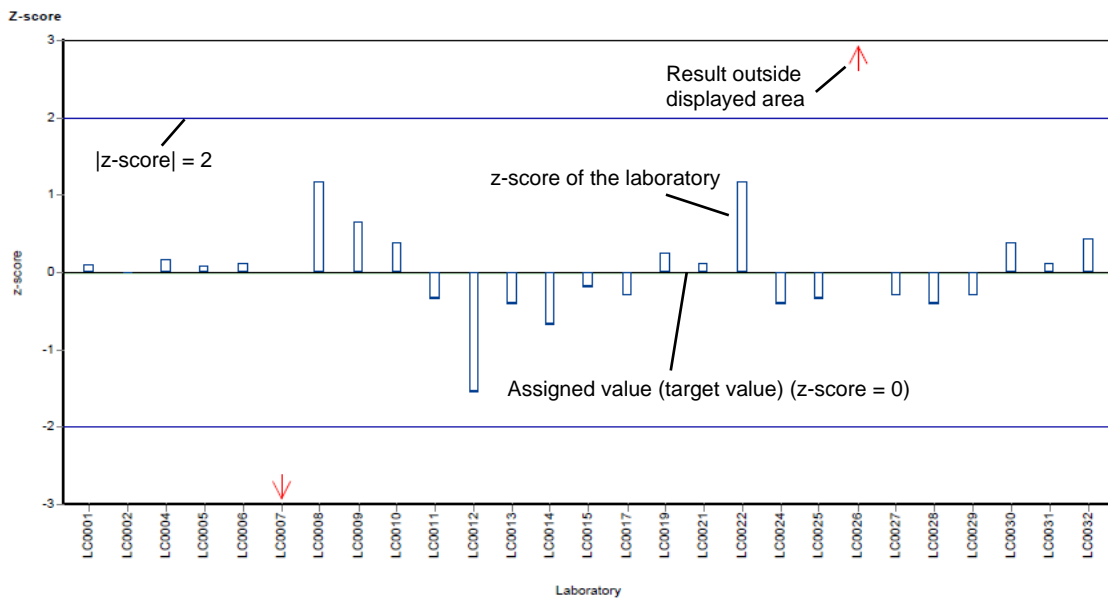
Different analysis methods are represented with different colors.

### Example chart: Recovery



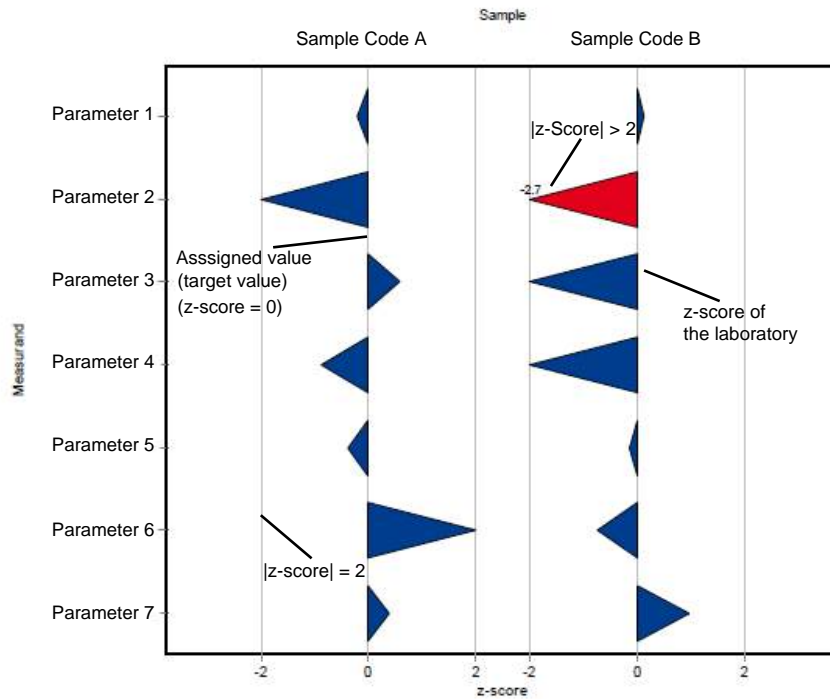
Different analysis methods are represented with different colors.

### Example chart: z-score

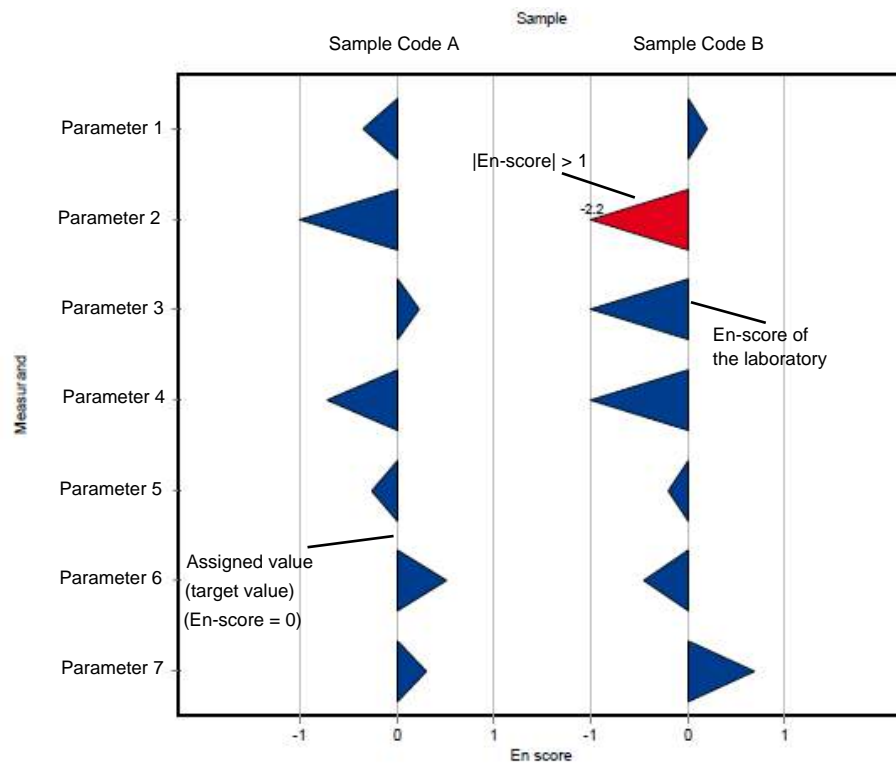


Different analysis methods are represented with different colors.

**Example chart: z-score (laboratory oriented report)**



**Example chart: En-score (laboratory oriented report)**



## E6. Summary

### E6.1. Table of assigned values

Parameter	Sample	Unit	Assigned value ±	U (k=2)	Criterion	Criterion [%]
Aluminium	M155 A	µg/l	24.5 ±	1.33	3.68	15
	M155 B	µg/l	159 ±	4.27	23.8	15
Arsenic	M155 A	µg/l	2.7 ±	0.0863	0.351	13
	M155 B	µg/l	6.55 ±	0.206	0.852	13
Cadmium	M155 A	µg/l	0.638 ±	0.025	0.0638	10
	M155 B	µg/l	3.08 ±	0.0774	0.308	10
Chromium	M155 A	µg/l	1.6 ±	0.0595	0.136	8.5
	M155 B	µg/l	2.65 ±	0.0932	0.225	8.5
Copper	M155 A	µg/l	14.5 ±	0.429	1.31	9
	M155 B	µg/l	57.9 ±	1.44	5.22	9
Iron	M155 A	µg/l	64.9 ±	2.33	11.7	18
	M155 B	µg/l	106 ±	2.79	19.1	18
Lead	M155 A	µg/l	1.13 ±	0.0519	0.169	15
	M155 B	µg/l	1.65 ±	0.0829	0.248	15
Manganese	M155 A	µg/l	10.9 ±	0.296	0.786	7.2
	M155 B	µg/l	26.4 ±	0.557	1.9	7.2
Mercury	M155 A Hg	µg/l	1.18 ±	0.0572	0.165	14
	M155 B Hg	µg/l	1.71 ±	0.0977	0.239	14
Nickel	M155 A	µg/l	5.13 ±	0.195	0.616	12
	M155 B	µg/l	19.4 ±	0.448	2.32	12
Selenium	M155 A	µg/l	4.01 ±	0.0697	0.481	12
	M155 B	µg/l	6.58 ±	0.175	0.789	12
Uranium	M155 A	µg/l	1.13 ±	0.0424	0.0747	6.6
	M155 B	µg/l	1.85 ±	0.0828	0.122	6.6
Zinc	M155 A	µg/l	294 ±	10.7	26.5	9
	M155 B	µg/l	203 ±	4.21	18.3	9

## E6.2. Summary of results, after removal of outliers

Parameter	Sample	Number of results for calculation	Number of outliers	Unit	Mean	± CI (99%)	Minimum	Maximum	sR	vR [%]
Aluminium	M155 A	22	3	µg/l	24.3	± 1.76	20	30	2.75	11
	M155 B	25	1	µg/l	157	± 6.64	128	182	11.1	7.1
Arsenic	M155 A	20	1	µg/l	2.71	± 0.112	2.3	3	0.167	6.2
	M155 B	22	2	µg/l	6.55	± 0.309	5.21	7.3	0.484	7.4
Cadmium	M155 A	20	3	µg/l	0.639	± 0.0347	0.5	0.72	0.0518	8.1
	M155 B	22	2	µg/l	3.07	± 0.11	2.6	3.4	0.172	5.6
Chromium	M155 A	19	4	µg/l	1.58	± 0.087	1.3	1.82	0.126	8
	M155 B	22	1	µg/l	2.64	± 0.119	2.16	2.9	0.186	7.1
Copper	M155 A	22	3	µg/l	14.5	± 0.569	13	16.1	0.89	6.1
	M155 B	22	3	µg/l	58	± 2.1	51	66	3.28	5.7
Iron	M155 A	24	2	µg/l	64.8	± 3.06	54.9	74	5	7.7
	M155 B	25	1	µg/l	106	± 3.85	96	119	6.42	6.1
Lead	M155 A	16	4	µg/l	1.13	± 0.0688	0.982	1.3	0.0917	8.1
	M155 B	19	3	µg/l	1.65	± 0.112	1.31	2	0.162	9.8
Manganese	M155 A	21	4	µg/l	10.9	± 0.402	9.63	12	0.615	5.6
	M155 B	24	2	µg/l	26.4	± 0.777	23.6	28.4	1.27	4.8
Mercury	M155 A Hg	21	1	µg/l	1.18	± 0.0942	0.942	1.52	0.144	12
	M155 B Hg	22	0	µg/l	1.71	± 0.146	1.39	2.29	0.229	13
Nickel	M155 A	21	3	µg/l	5.1	± 0.26	4.15	6.1	0.398	7.8
	M155 B	23	2	µg/l	19.2	± 0.679	17	20.7	1.09	5.7
Selenium	M155 A	14	5	µg/l	4.01	± 0.0903	3.77	4.17	0.113	2.8
	M155 B	18	2	µg/l	6.58	± 0.263	5.9	7.45	0.372	5.7
Uranium	M155 A	16	2	µg/l	1.13	± 0.0478	0.968	1.22	0.0638	5.6
	M155 B	20	0	µg/l	1.86	± 0.0972	1.55	2.15	0.145	7.8
Zinc	M155 A	21	3	µg/l	291	± 16.2	236	331	24.8	8.5
	M155 B	21	3	µg/l	202	± 6.39	183	218	9.75	4.8

## E7. Parameterorientierte Auswertung / Parameter oriented report

Aluminium .....	33
Arsenic .....	41
Cadmium.....	49
Chromium.....	57
Copper .....	65
Iron.....	73
Lead .....	81
Manganese .....	89
Mercury .....	97
Nickel .....	105
Selenium .....	113
Uranium.....	121
Zinc .....	129



## Parameter oriented report

### M155 A

#### Aluminium

Unit	µg/l
Assigned value ± U (k=2)	24.5 ± 1.33
Criterion	3.68 (15 %)
Minimum - Maximum	20 - 30
Control test value ± U (k=2)	16.5 ± 1.49

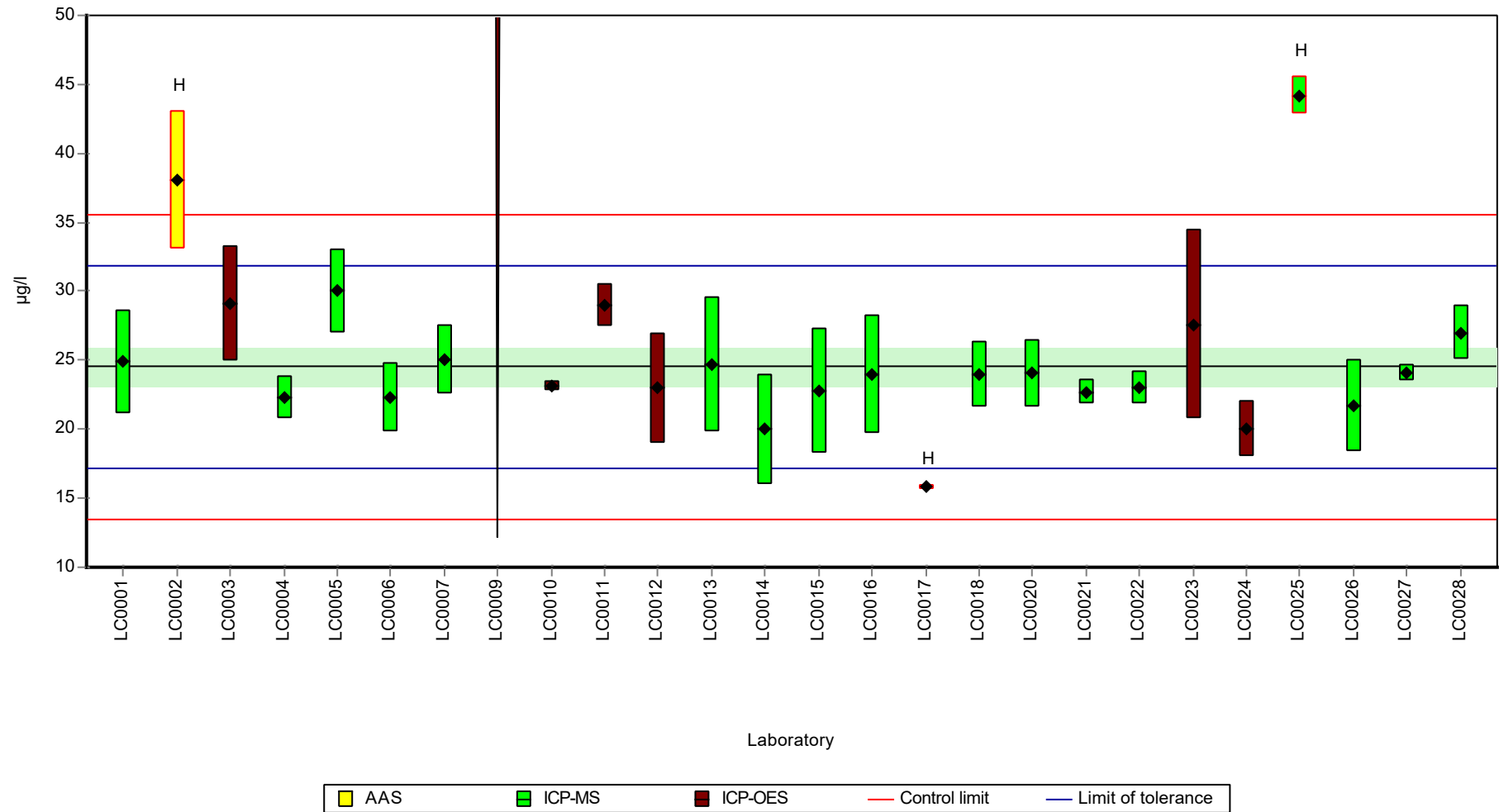
Labcode	Result	± U	Recovery [%]	z-score	Comments
LC0001	24.9	3.74	102	0.1	
LC0002	38.1	5	155	3.69	H
LC0003	29.1	4.2	119	1.25	
LC0004	22.3	1.6	91	-0.6	
LC0005	30	3	122	1.49	
LC0006	22.3	2.5	91	-0.6	
LC0007	25	2.5	102	0.13	
LC0008	-	-	-	-	
LC0009	< 100 (LOQ)	-	-	-	
LC0010	23.1	0.36	94.2	-0.39	
LC0011	29	1.54	118	1.22	
LC0012	23	4	93.8	-0.41	
LC0013	24.7	4.9	101	0.05	
LC0014	20	4	81.6	-1.23	
LC0015	22.8	4.56	93	-0.47	
LC0016	24	4.3	97.9	-0.14	
LC0017	15.8	0.2	64.4	-2.37	H
LC0018	24	2.4	97.9	-0.14	
LC0019	-	-	-	-	
LC0020	24.03	2.4	98	-0.13	
LC0021	22.7	0.9	92.6	-0.49	
LC0022	23	1.15	93.8	-0.41	
LC0023	27.6	6.9	113	0.84	
LC0024	20	2	81.6	-1.23	
LC0025	44.2	1.33	180	5.35	H
LC0026	21.7	3.4	88.5	-0.77	
LC0027	24.1	0.581	98.3	-0.11	
LC0028	27	2	110	0.68	

#### Characteristics of parameter

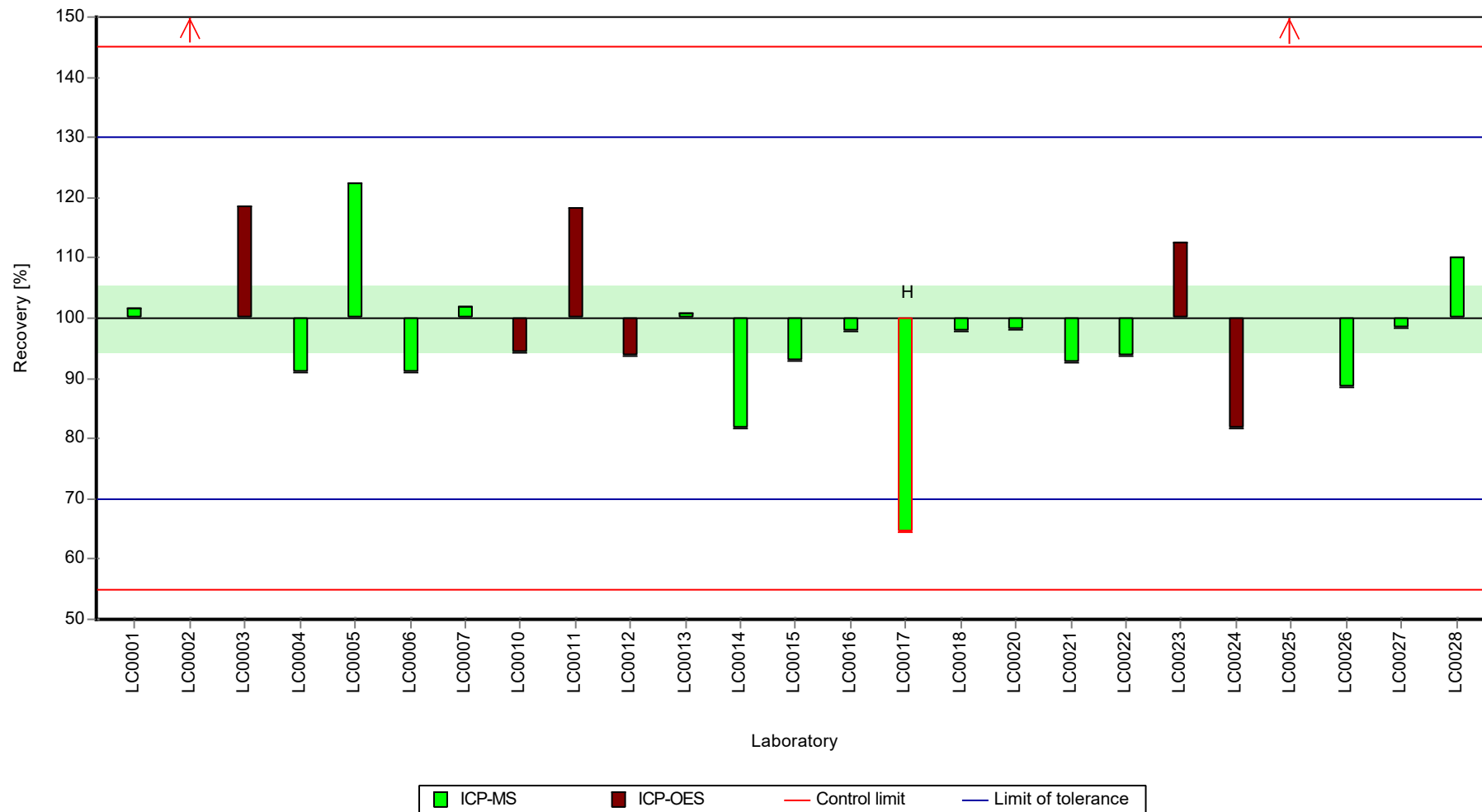
	all results	without outliers	Unit
Mean ± CI (99%)	25.3 ± 3.45	24.3 ± 1.76	µg/l
Minimum	15.8	20	µg/l
Maximum	44.2	30	µg/l
Standard deviation	5.75	2.75	µg/l
rel. standard deviation	22.7	11.3	%
n	25	22	-

Graphical presentation of results

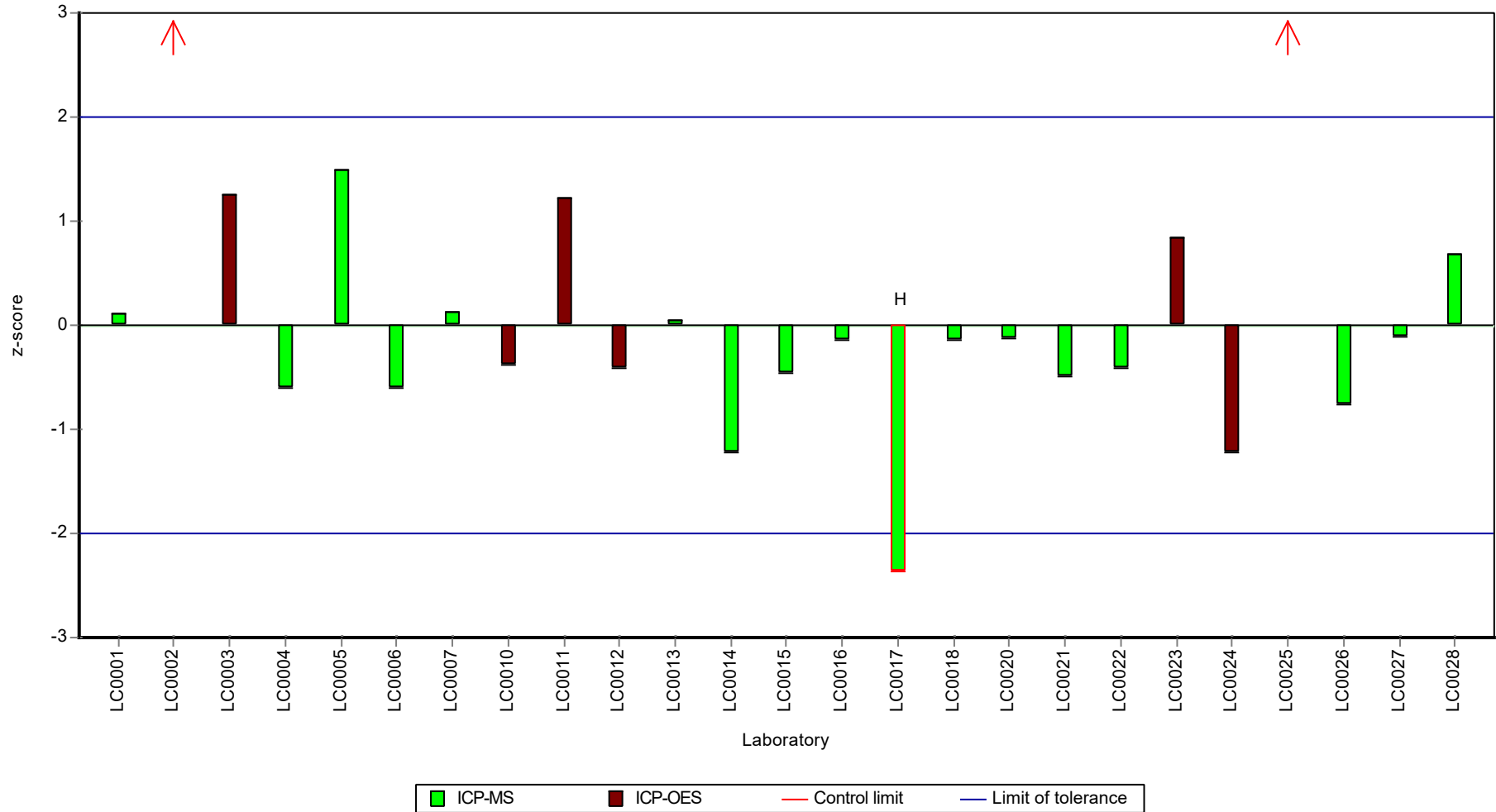
Results



Recovery rate



Z-score



## Parameter oriented report

### M155 B

#### Aluminium

Unit	µg/l
Assigned value ± U (k=2)	159 ± 4.27
Criterion	23.8 (15 %)
Minimum - Maximum	128 - 182
Control test value ± U (k=2)	116 ± 10.5

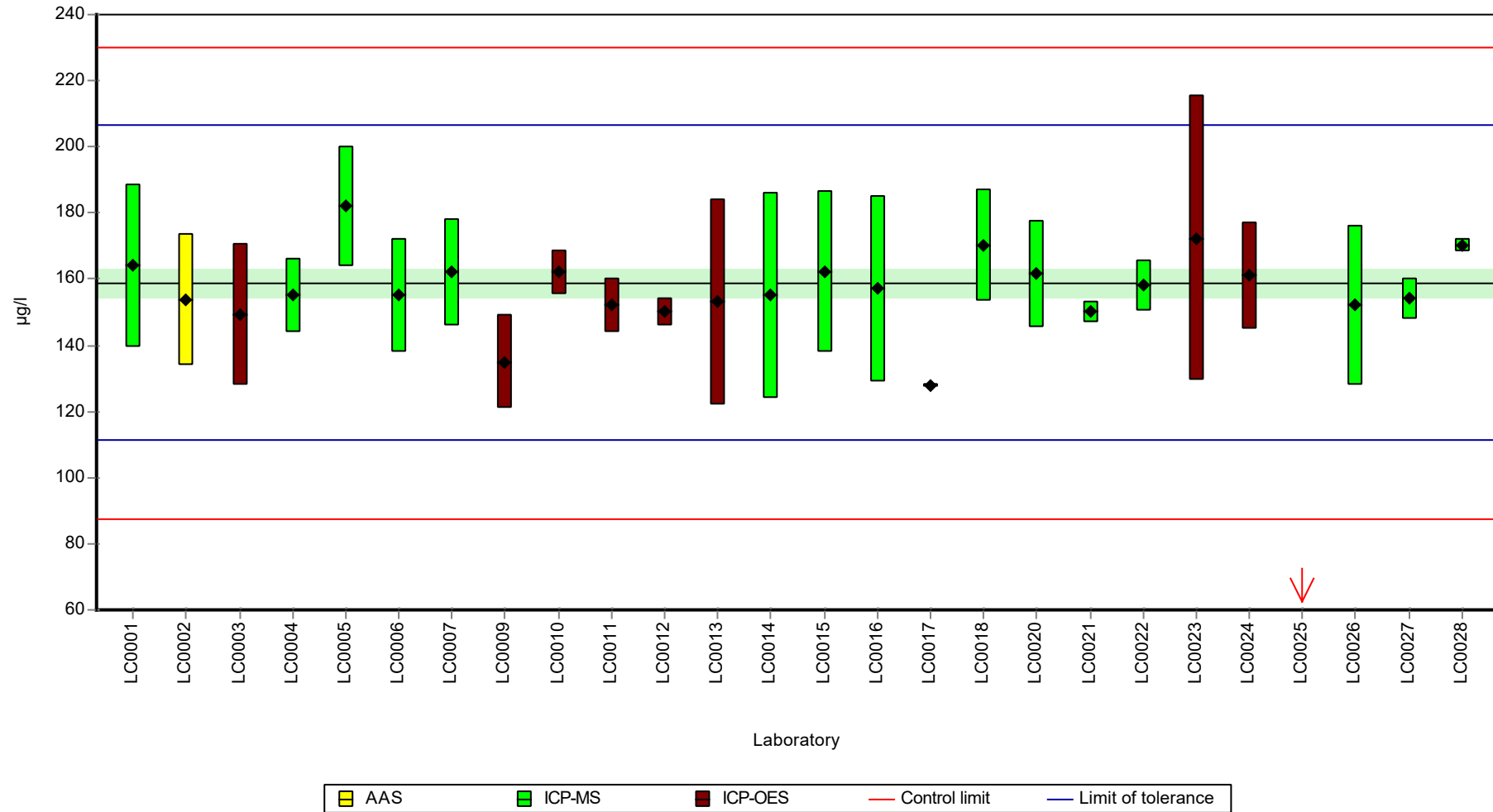
Labcode	Result	± U	Recovery [%]	z-score	Comments
LC0001	164	24.7	103	0.22	
LC0002	153.9	20	96.9	-0.2	
LC0003	149.3	21.3	94	-0.4	
LC0004	155	11	97.6	-0.16	
LC0005	182	18.2	115	0.97	
LC0006	155	17	97.6	-0.16	
LC0007	162	16.2	102	0.14	
LC0008	-	-	-	-	
LC0009	135	14.1	85	-1	
LC0010	162	6.6	102	0.14	
LC0011	152	8.06	95.7	-0.28	
LC0012	150	4	94.5	-0.37	
LC0013	153	31	96.4	-0.24	
LC0014	155	31	97.6	-0.16	
LC0015	162	24.4	102	0.14	
LC0016	157	28	98.9	-0.07	
LC0017	128	0.47	80.6	-1.29	
LC0018	170	17	107	0.47	
LC0019	-	-	-	-	
LC0020	161.7	16.2	102	0.12	
LC0021	150	3	94.5	-0.37	
LC0022	158	7.9	99.5	-0.03	
LC0023	172.4	43.1	109	0.57	
LC0024	161	16	101	0.09	
LC0025	6.87	0.08	4.3	-6.38	H
LC0026	152	24	95.7	-0.28	
LC0027	154	6.27	97	-0.2	
LC0028	170	2	107	0.47	

#### Characteristics of parameter

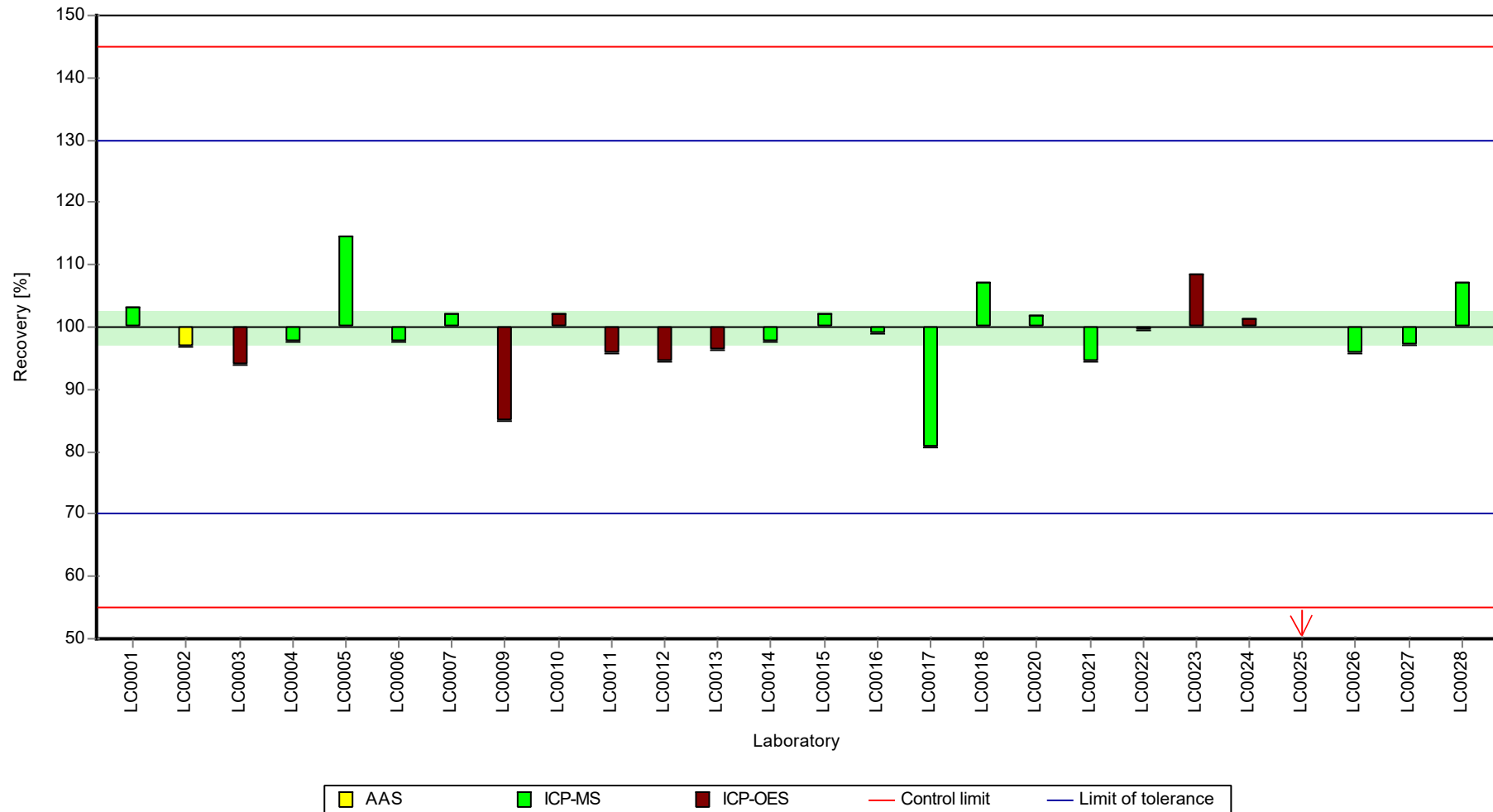
	all results	without outliers	Unit
Mean ± CI (99%)	151 ± 18.5	157 ± 6.64	µg/l
Minimum	6.87	128	µg/l
Maximum	182	182	µg/l
Standard deviation	31.4	11.1	µg/l
rel. standard deviation	20.7	7.05	%
n	26	25	-

Graphical presentation of results

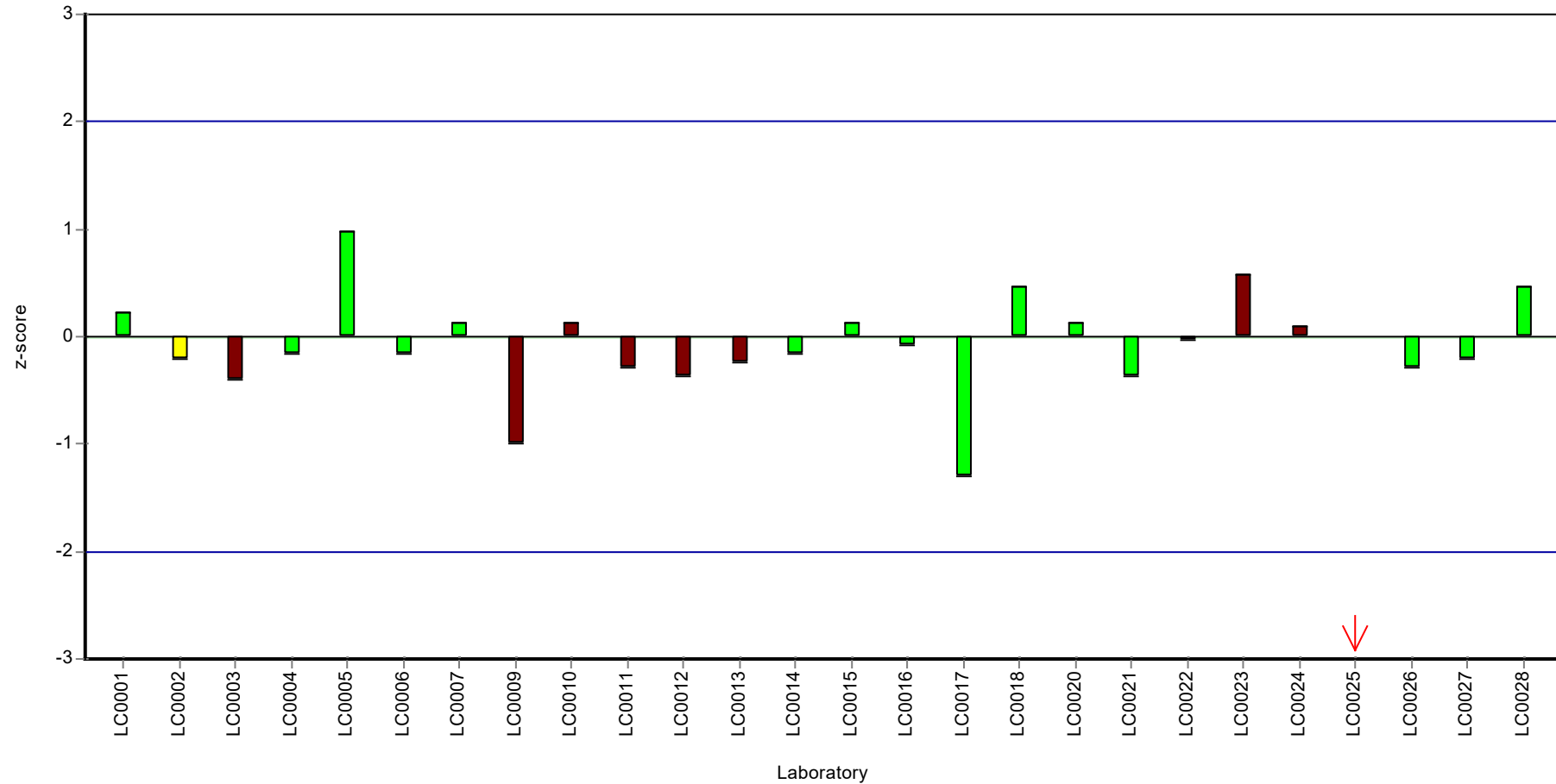
Results



Recovery rate



Z-score





## Parameter oriented report

### M155 A

#### Arsenic

Unit	µg/l
Assigned value ± U (k=2)	2.7 ± 0.0863
Criterion	0.351 (13 %)
Minimum - Maximum	2.3 - 3
Control test value ± U (k=2)	3.16 ± 0.347

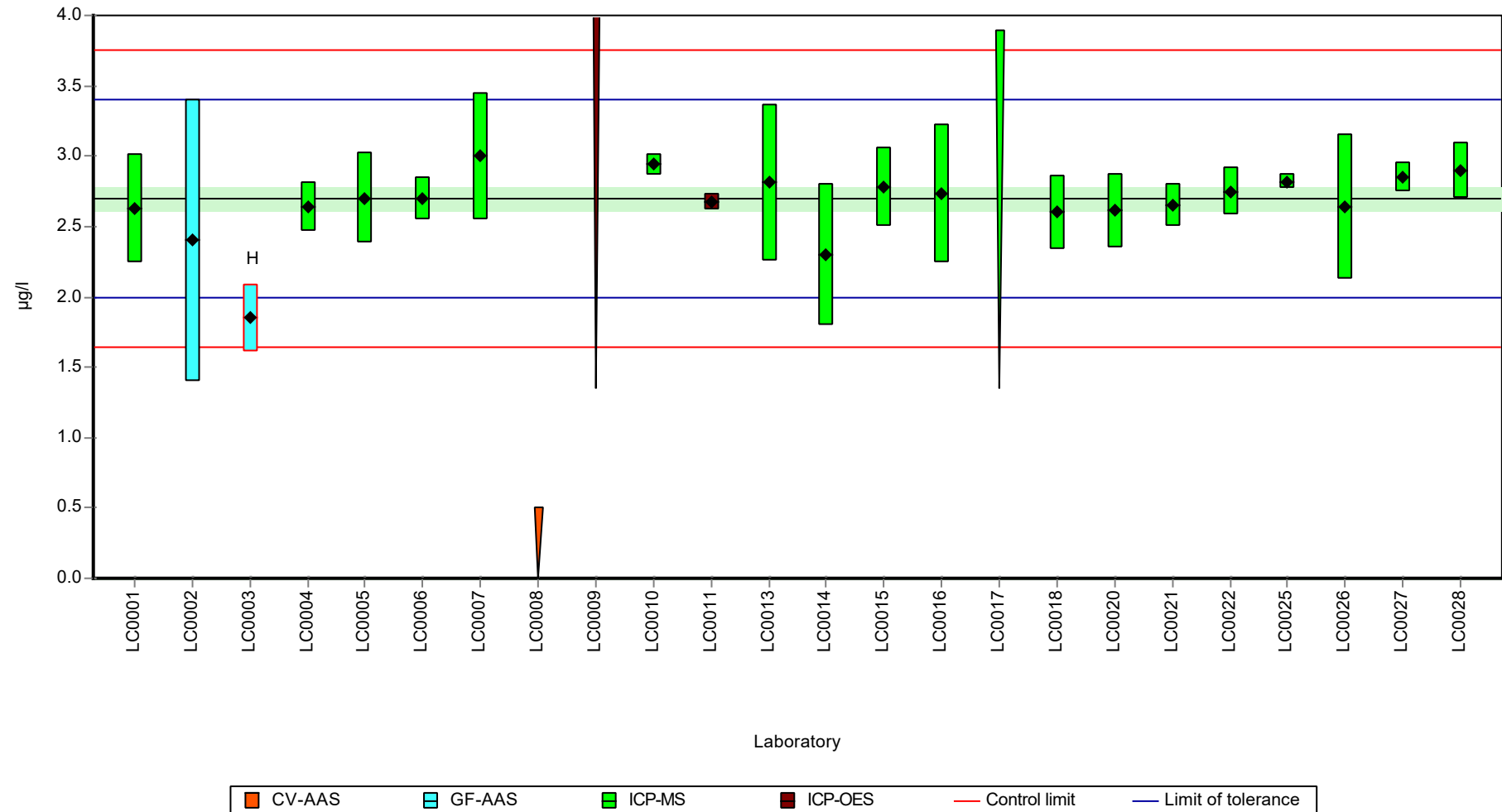
Labcode	Result	± U	Recovery [%]	z-score	Comments
LC0001	2.63	0.39	97.5	-0.2	
LC0002	2.4	1	88.9	-0.85	
LC0003	1.85	0.24	68.6	-2.42	H
LC0004	2.64	0.18	97.8	-0.17	
LC0005	2.7	0.324	100	0.01	
LC0006	2.7	0.15	100	0.01	
LC0007	3	0.45	111	0.86	
LC0008	< 0.5 (LOQ)	-	-	-	FN
LC0009	< 5 (LOQ)	-	-	-	
LC0010	2.94	0.08	109	0.69	
LC0011	2.67	0.059	99	-0.08	
LC0012	-	-	-	-	
LC0013	2.81	0.56	104	0.32	
LC0014	2.3	0.5	85.2	-1.14	
LC0015	2.78	0.278	103	0.23	
LC0016	2.73	0.49	101	0.09	
LC0017	< 3.9 (LOQ)	-	-	-	
LC0018	2.6	0.26	96.4	-0.28	
LC0019	-	-	-	-	
LC0020	2.61	0.26	96.7	-0.25	
LC0021	2.65	0.15	98.2	-0.14	
LC0022	2.75	0.17	102	0.15	
LC0023	-	-	-	-	
LC0024	-	-	-	-	
LC0025	2.82	0.05	105	0.35	
LC0026	2.64	0.52	97.8	-0.17	
LC0027	2.85	0.104	106	0.43	
LC0028	2.9	0.2	107	0.57	

#### Characteristics of parameter

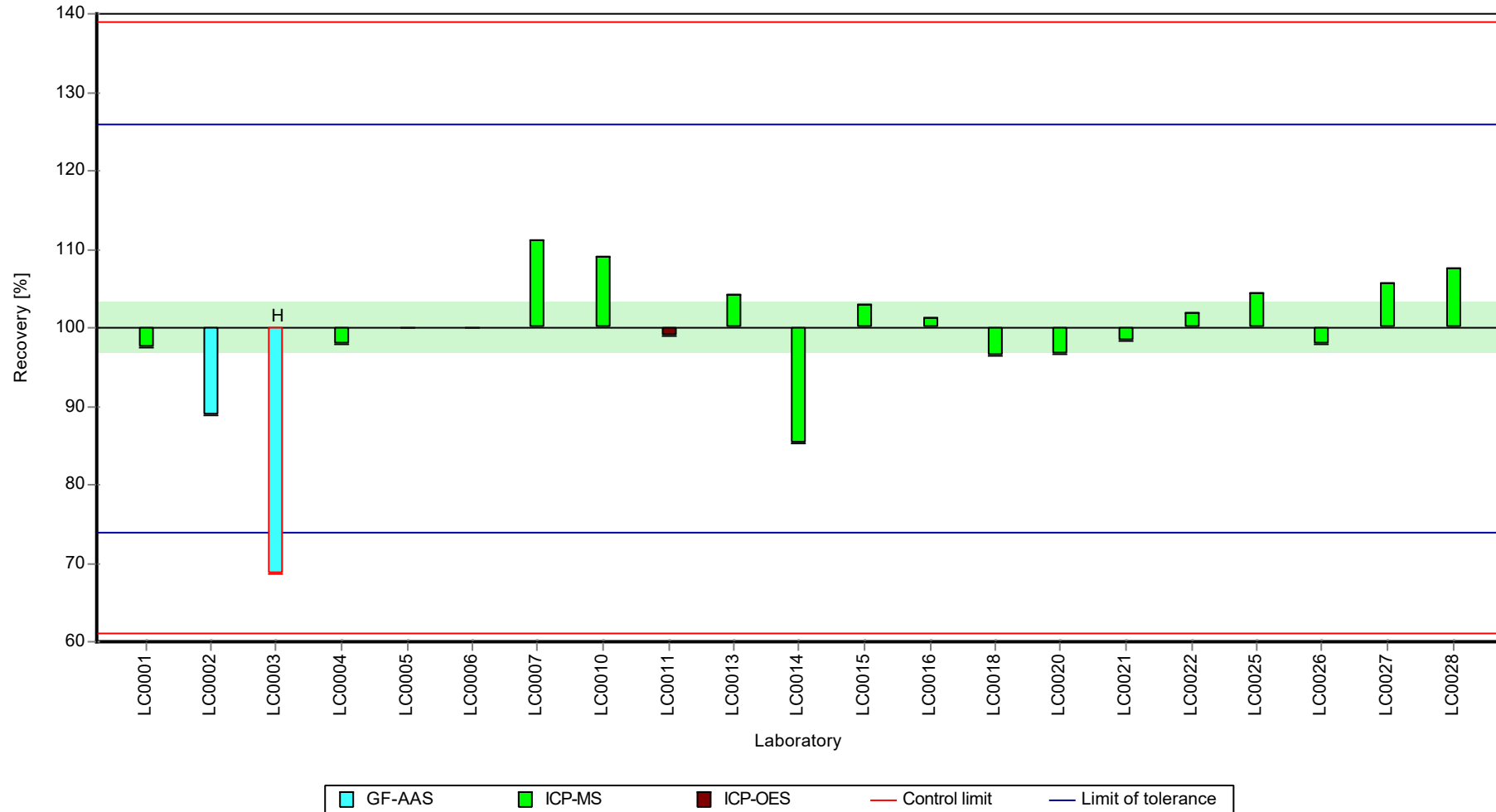
	all results	without outliers	Unit
Mean ± CI (99%)	2.67 ± 0.162	2.71 ± 0.112	µg/l
Minimum	1.85	2.3	µg/l
Maximum	3	3	µg/l
Standard deviation	0.248	0.167	µg/l
rel. standard deviation	9.29	6.17	%
n	21	20	-

Graphical presentation of results

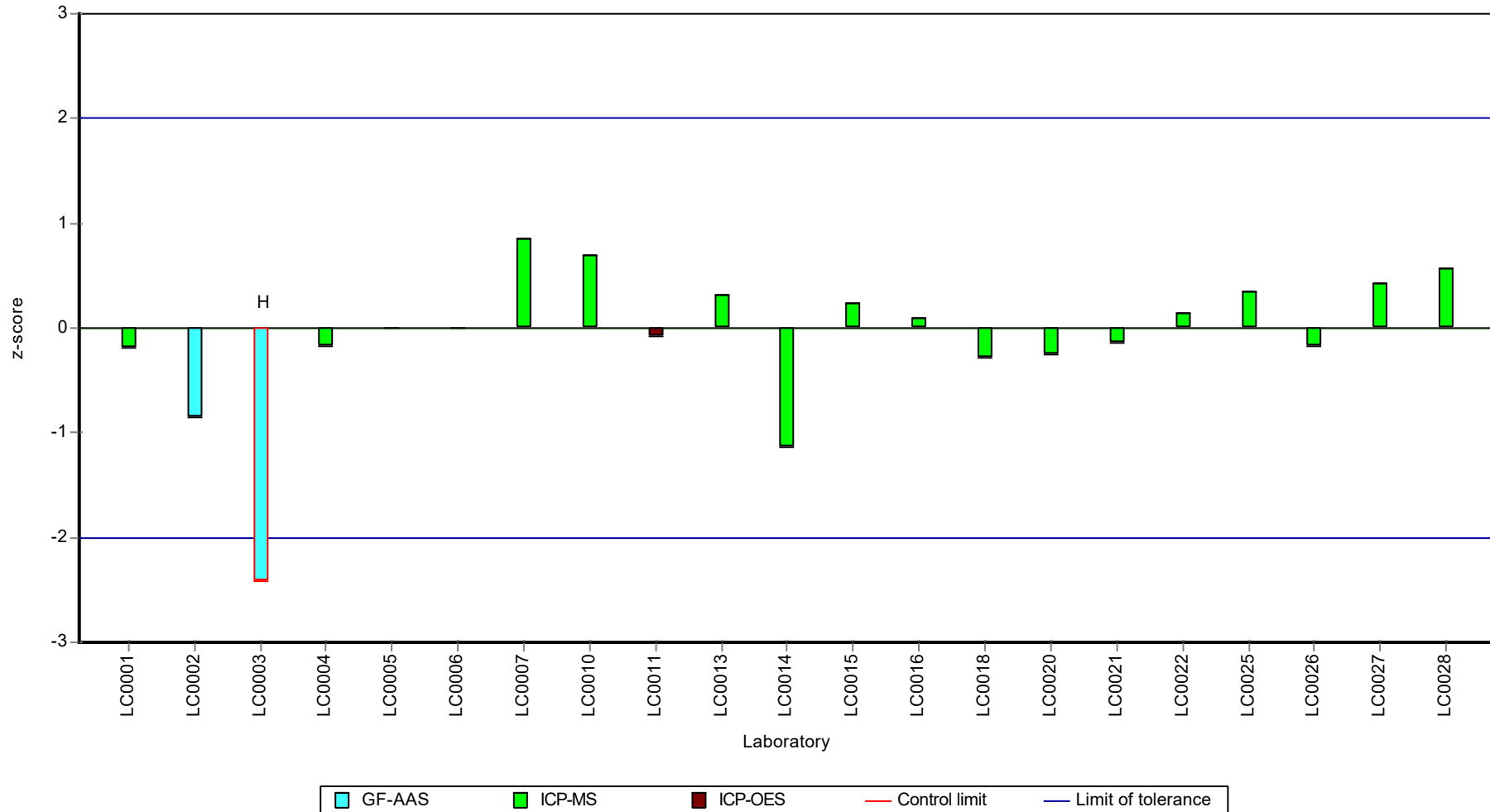
Results



Recovery rate



Z-score



## Parameter oriented report

### M155 B

#### Arsenic

Unit	µg/l
Assigned value ± U (k=2)	6.55 ± 0.206
Criterion	0.852 (13 %)
Minimum - Maximum	5.21 - 7.3
Control test value ± U (k=2)	7.24 ± 0.796

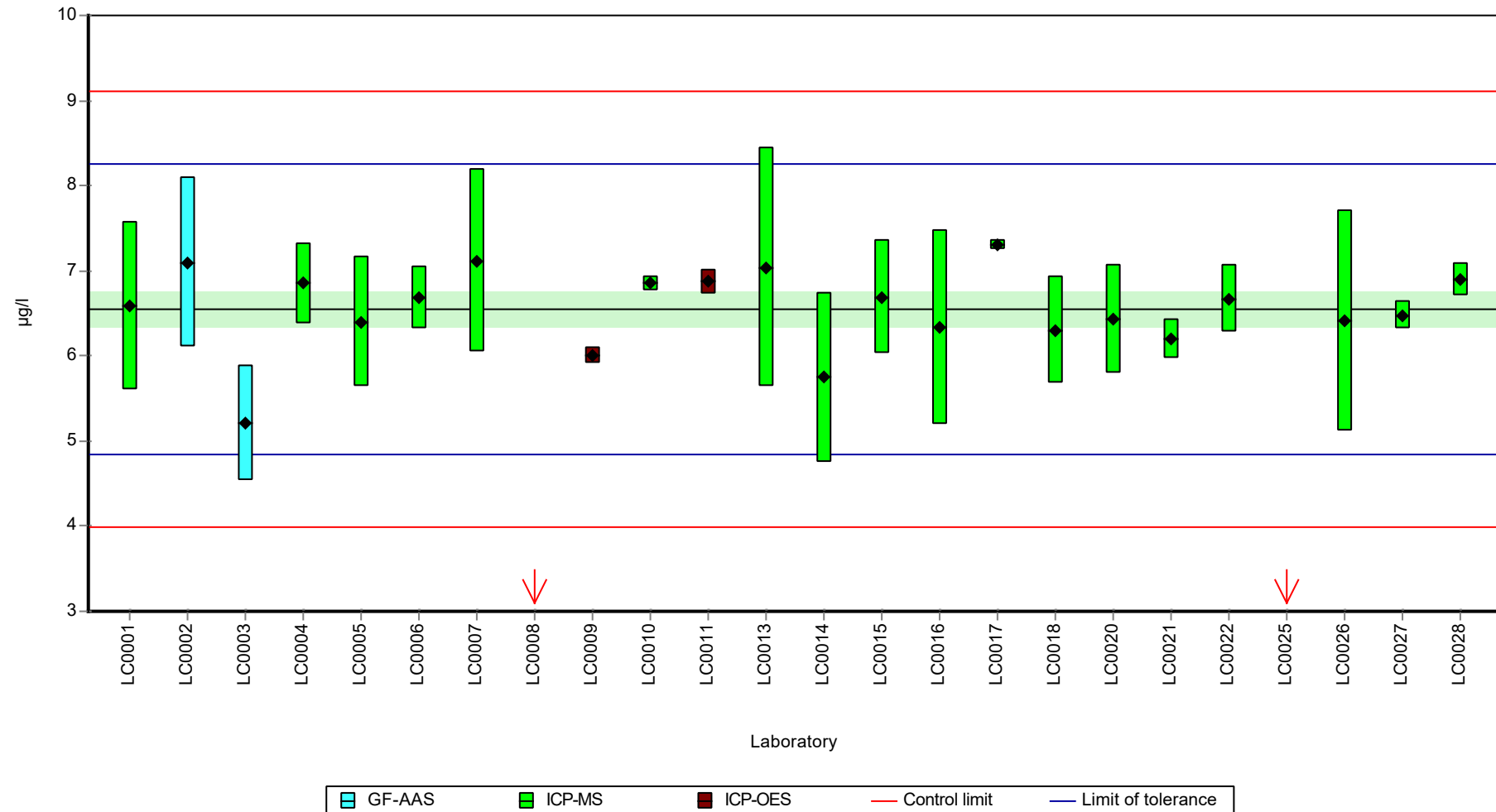
Labcode	Result	± U	Recovery [%]	z-score	Comments
LC0001	6.58	0.99	100	0.03	
LC0002	7.1	1	108	0.64	
LC0003	5.21	0.67	79.5	-1.58	
LC0004	6.85	0.48	105	0.35	
LC0005	6.4	0.768	97.7	-0.18	
LC0006	6.68	0.37	102	0.15	
LC0007	7.12	1.067	109	0.67	
LC0008	2.11	0.1	32.2	-5.22	H
LC0009	6	0.1	91.6	-0.65	
LC0010	6.85	0.08	105	0.35	
LC0011	6.87	0.15	105	0.37	
LC0012	-	-	-	-	
LC0013	7.04	1.41	107	0.57	
LC0014	5.75	1	87.7	-0.94	
LC0015	6.69	0.669	102	0.16	
LC0016	6.34	1.14	96.7	-0.25	
LC0017	7.3	0.06	111	0.88	
LC0018	6.3	0.63	96.1	-0.3	
LC0019	-	-	-	-	
LC0020	6.43	0.64	98.1	-0.14	
LC0021	6.2	0.23	94.6	-0.41	
LC0022	6.67	0.4	102	0.14	
LC0023	-	-	-	-	
LC0024	-	-	-	-	
LC0025	2.18	0.27	33.3	-5.13	H
LC0026	6.42	1.3	98	-0.16	
LC0027	6.48	0.161	98.9	-0.09	
LC0028	6.9	0.2	105	0.41	

#### Characteristics of parameter

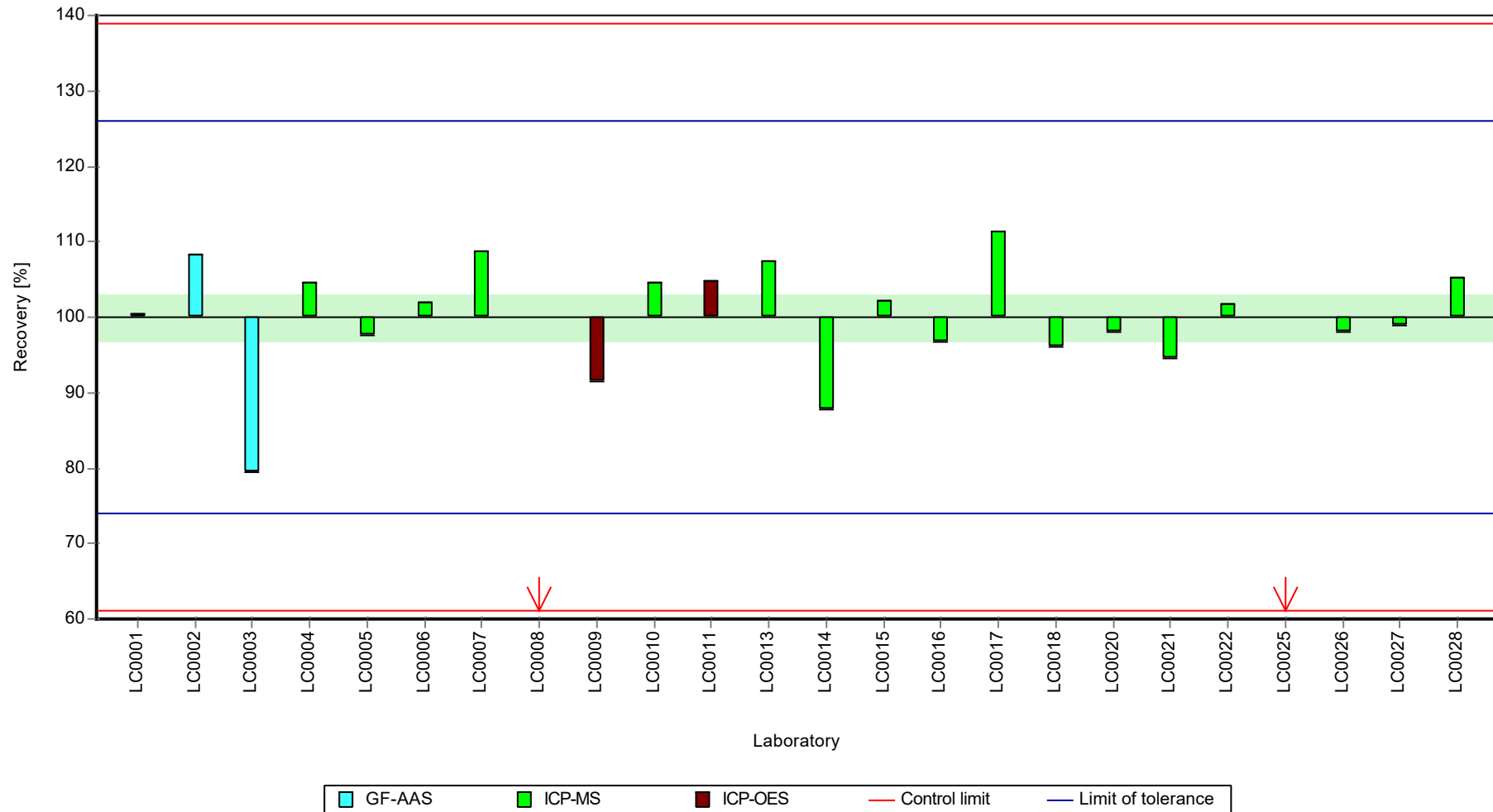
	all results	without outliers	Unit
Mean ± CI (99%)	6.19 ± 0.813	6.55 ± 0.309	µg/l
Minimum	2.11	5.21	µg/l
Maximum	7.3	7.3	µg/l
Standard deviation	1.33	0.484	µg/l
rel. standard deviation	21.5	7.38	%
n	24	22	-

Graphical presentation of results

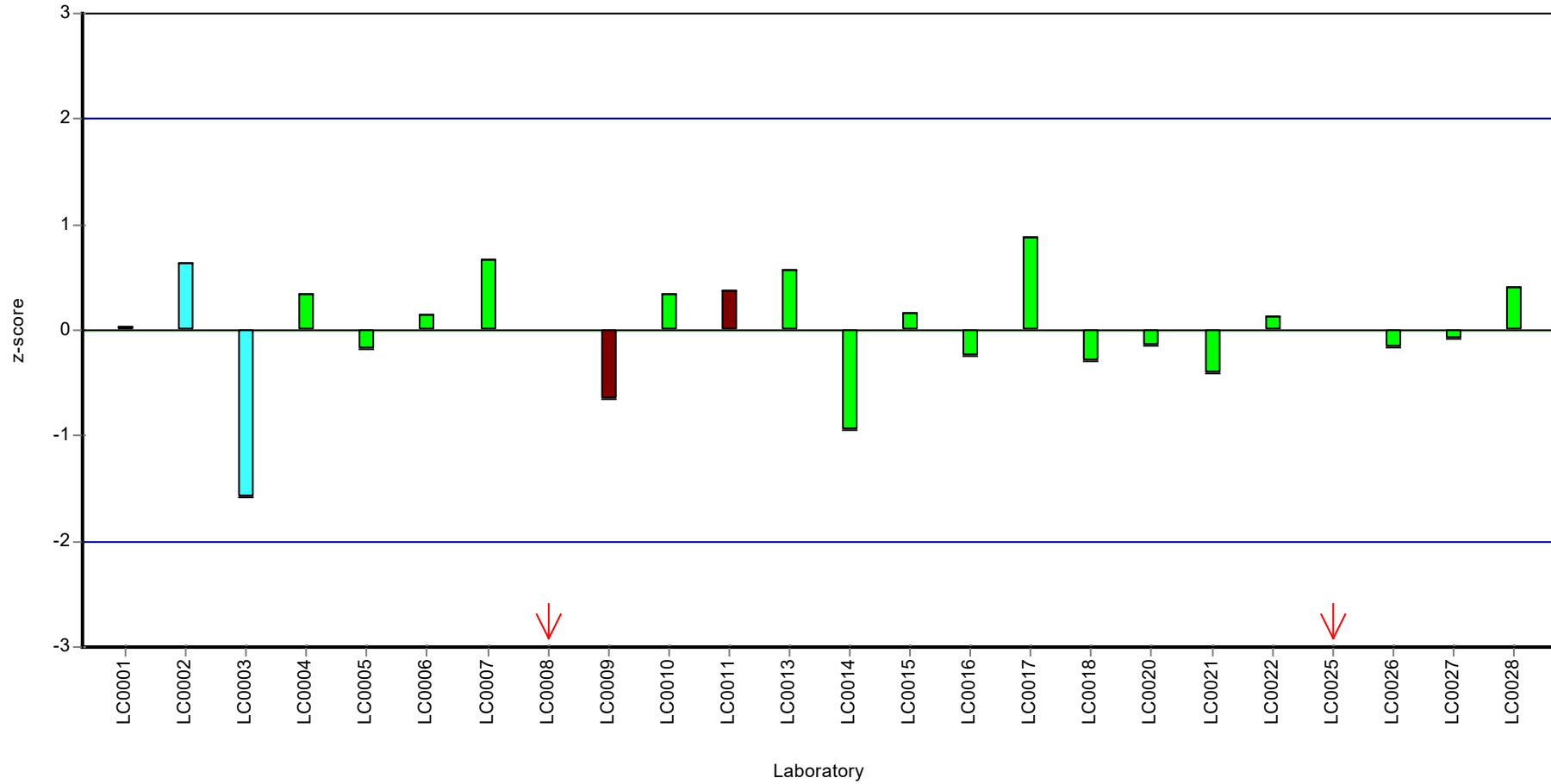
Results



Recovery rate



Z-score



█ GF-AAS    
 █ ICP-MS    
 █ ICP-OES    
 ↘ Control limit    
 — Limit of tolerance



## Parameter oriented report

### M155 A

#### Cadmium

Unit	µg/l
Assigned value ± U (k=2)	0.638 ± 0.025
Criterion	0.0638 (10 %)
Minimum - Maximum	0.5 - 0.72
Control test value ± U (k=2)	0.531 ± 0.0585

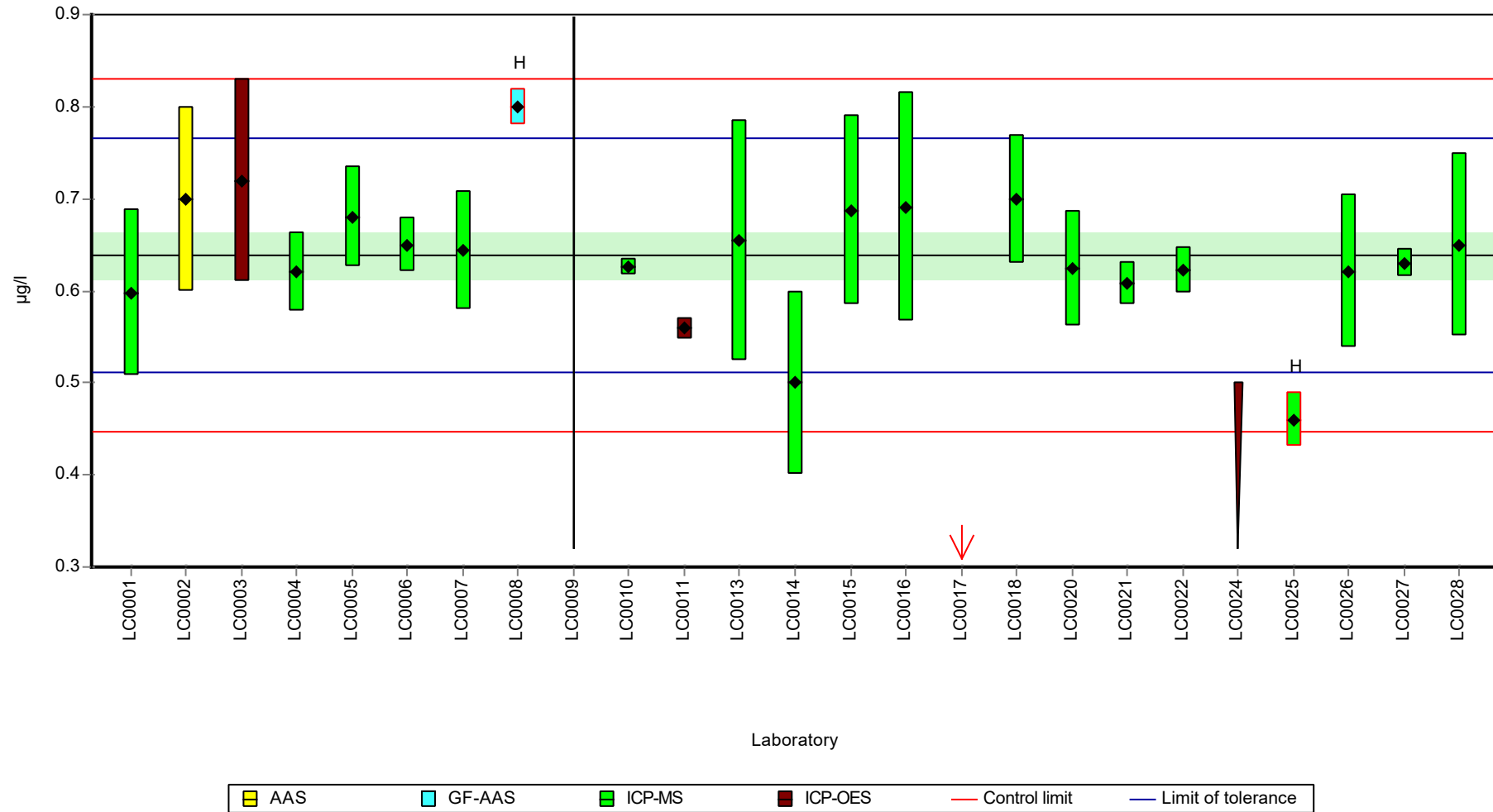
Labcode	Result	± U	Recovery [%]	z-score	Comments
LC0001	0.598	0.09	93.7	-0.63	
LC0002	0.7	0.1	110	0.97	
LC0003	0.72	0.11	113	1.28	
LC0004	0.621	0.043	97.3	-0.27	
LC0005	0.68	0.0544	107	0.65	
LC0006	0.65	0.03	102	0.18	
LC0007	0.644	0.0644	101	0.09	
LC0008	0.8	0.02	125	2.53	H
LC0009	< 5 (LOQ)	-	-	-	
LC0010	0.626	0.009	98.1	-0.19	
LC0011	0.559	0.011	87.6	-1.24	
LC0012	-	-	-	-	
LC0013	0.654	0.131	102	0.24	
LC0014	0.5	0.1	78.3	-2.17	
LC0015	0.687	0.103	108	0.76	
LC0016	0.691	0.124	108	0.82	
LC0017	0.17	0.05	26.6	-7.34	H
LC0018	0.7	0.07	110	0.97	
LC0019	-	-	-	-	
LC0020	0.624	0.062	97.8	-0.23	
LC0021	0.608	0.023	95.2	-0.47	
LC0022	0.622	0.025	97.4	-0.26	
LC0023	-	-	-	-	
LC0024	< 0.5 (LOQ)	-	-	-	
LC0025	0.46	0.03	72.1	-2.79	H
LC0026	0.621	0.083	97.3	-0.27	
LC0027	0.63	0.015	98.7	-0.13	
LC0028	0.65	0.1	102	0.18	

#### Characteristics of parameter

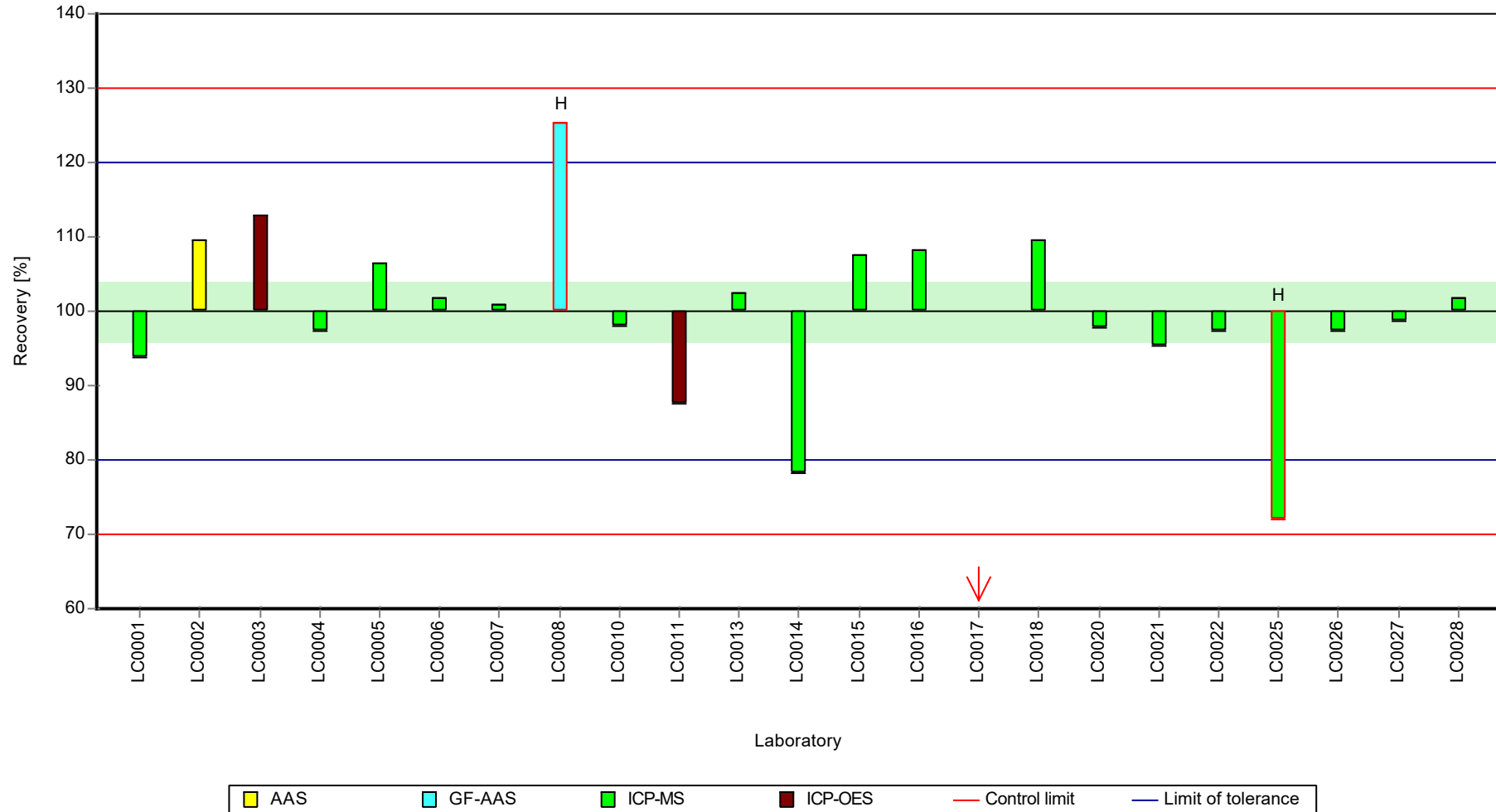
	all results	without outliers	Unit
Mean ± CI (99%)	0.618 ± 0.0753	0.639 ± 0.0347	µg/l
Minimum	0.17	0.5	µg/l
Maximum	0.8	0.72	µg/l
Standard deviation	0.12	0.0518	µg/l
rel. standard deviation	19.5	8.1	%
n	23	20	-

Graphical presentation of results

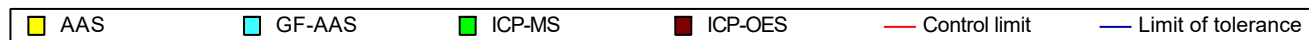
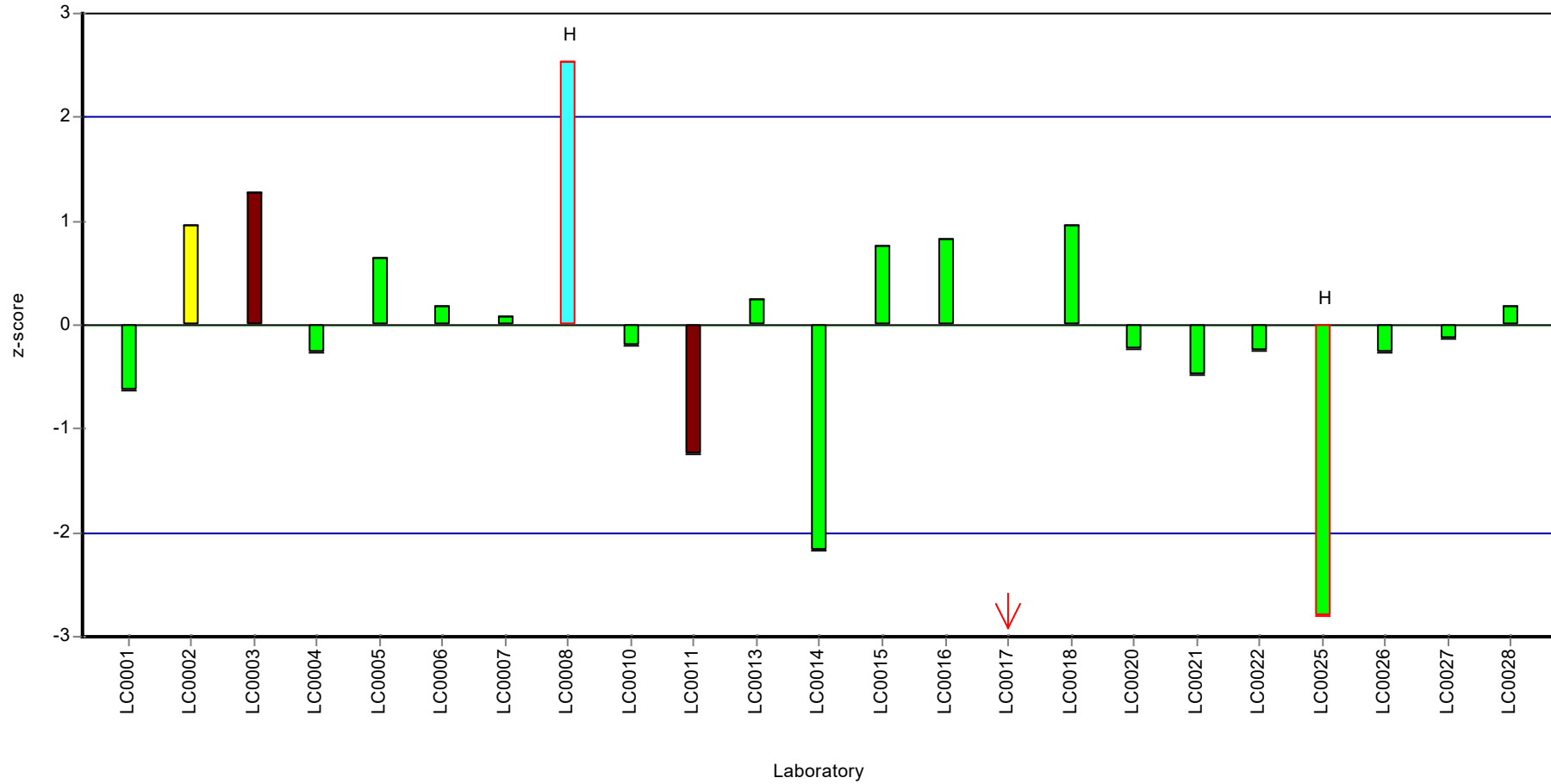
Results



Recovery rate



Z-score



## Parameter oriented report

### M155 B

#### Cadmium

Unit	µg/l
Assigned value ± U (k=2)	3.08 ± 0.0774
Criterion	0.308 (10 %)
Minimum - Maximum	2.6 - 3.4
Control test value ± U (k=2)	2.22 ± 0.244

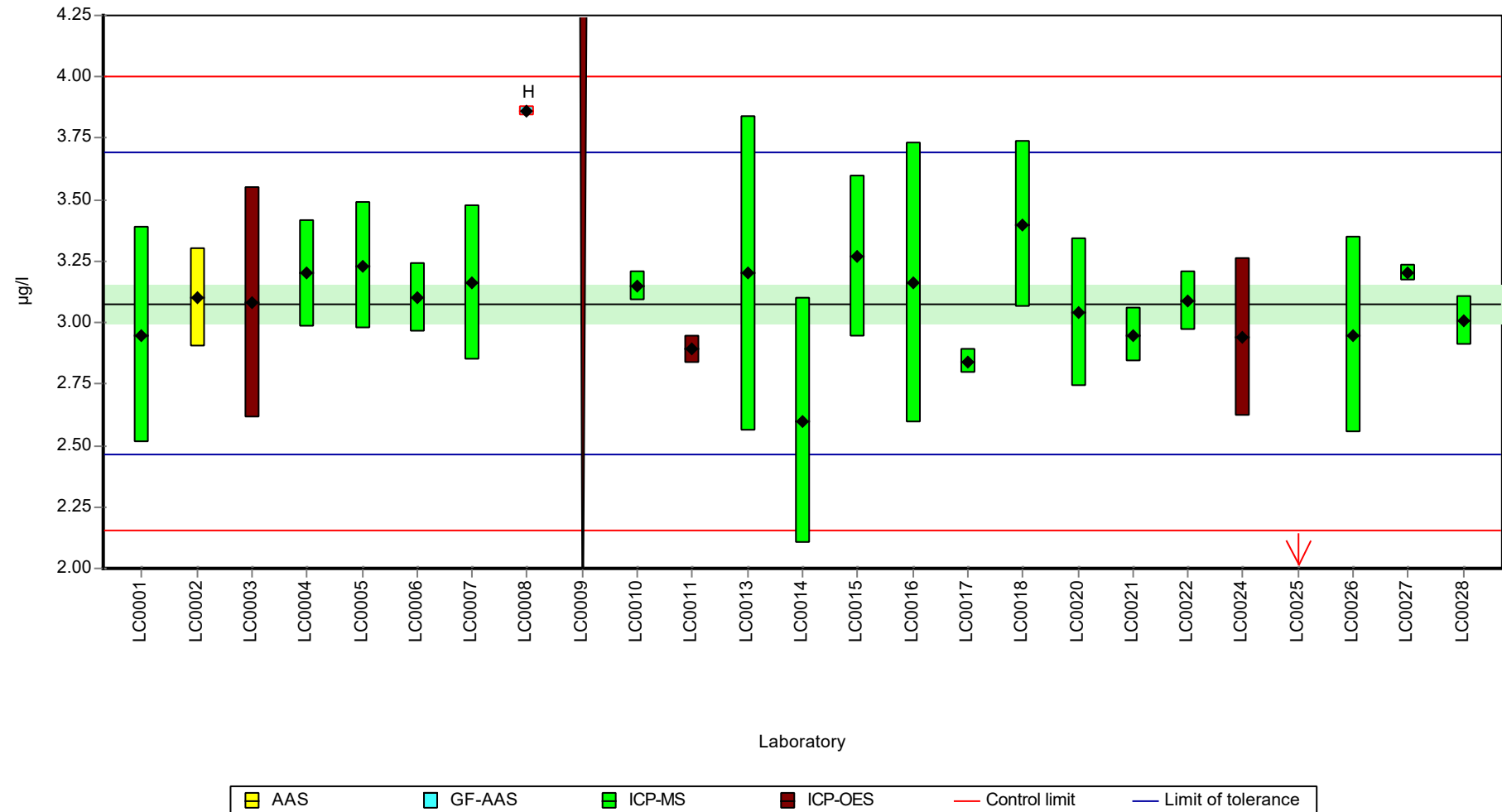
Labcode	Result	± U	Recovery [%]	z-score	Comments
LC0001	2.95	0.44	95.9	-0.41	
LC0002	3.1	0.2	101	0.08	
LC0003	3.08	0.47	100	0.01	
LC0004	3.2	0.22	104	0.4	
LC0005	3.23	0.258	105	0.5	
LC0006	3.1	0.14	101	0.08	
LC0007	3.16	0.316	103	0.27	
LC0008	3.86	0.02	125	2.55	H
LC0009	< 5 (LOQ)	-	-	-	
LC0010	3.15	0.06	102	0.24	
LC0011	2.89	0.055	93.9	-0.61	
LC0012	-	-	-	-	
LC0013	3.2	0.64	104	0.4	
LC0014	2.6	0.5	84.5	-1.55	
LC0015	3.27	0.327	106	0.63	
LC0016	3.16	0.57	103	0.27	
LC0017	2.84	0.05	92.3	-0.77	
LC0018	3.4	0.34	111	1.05	
LC0019	-	-	-	-	
LC0020	3.04	0.3	98.8	-0.12	
LC0021	2.95	0.11	95.9	-0.41	
LC0022	3.09	0.12	100	0.04	
LC0023	-	-	-	-	
LC0024	2.94	0.323	95.6	-0.44	
LC0025	0.83	0.04	27	-7.3	H
LC0026	2.95	0.4	95.9	-0.41	
LC0027	3.2	0.034	104	0.4	
LC0028	3.01	0.1	97.8	-0.22	

#### Characteristics of parameter

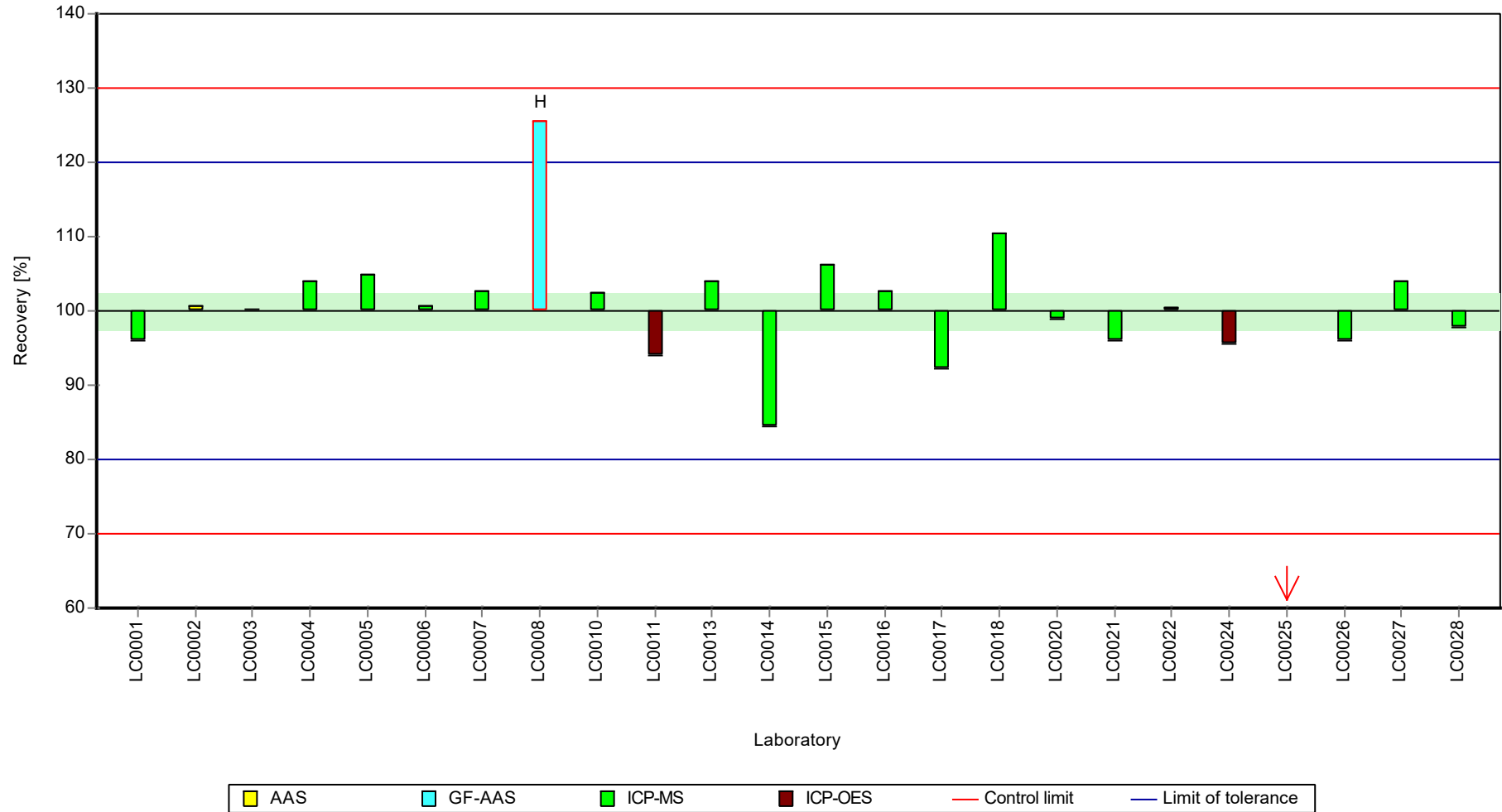
	all results	without outliers	Unit
Mean ± CI (99%)	3.01 ± 0.317	3.07 ± 0.11	µg/l
Minimum	0.83	2.6	µg/l
Maximum	3.86	3.4	µg/l
Standard deviation	0.518	0.172	µg/l
rel. standard deviation	17.2	5.6	%
n	24	22	-

Graphical presentation of results

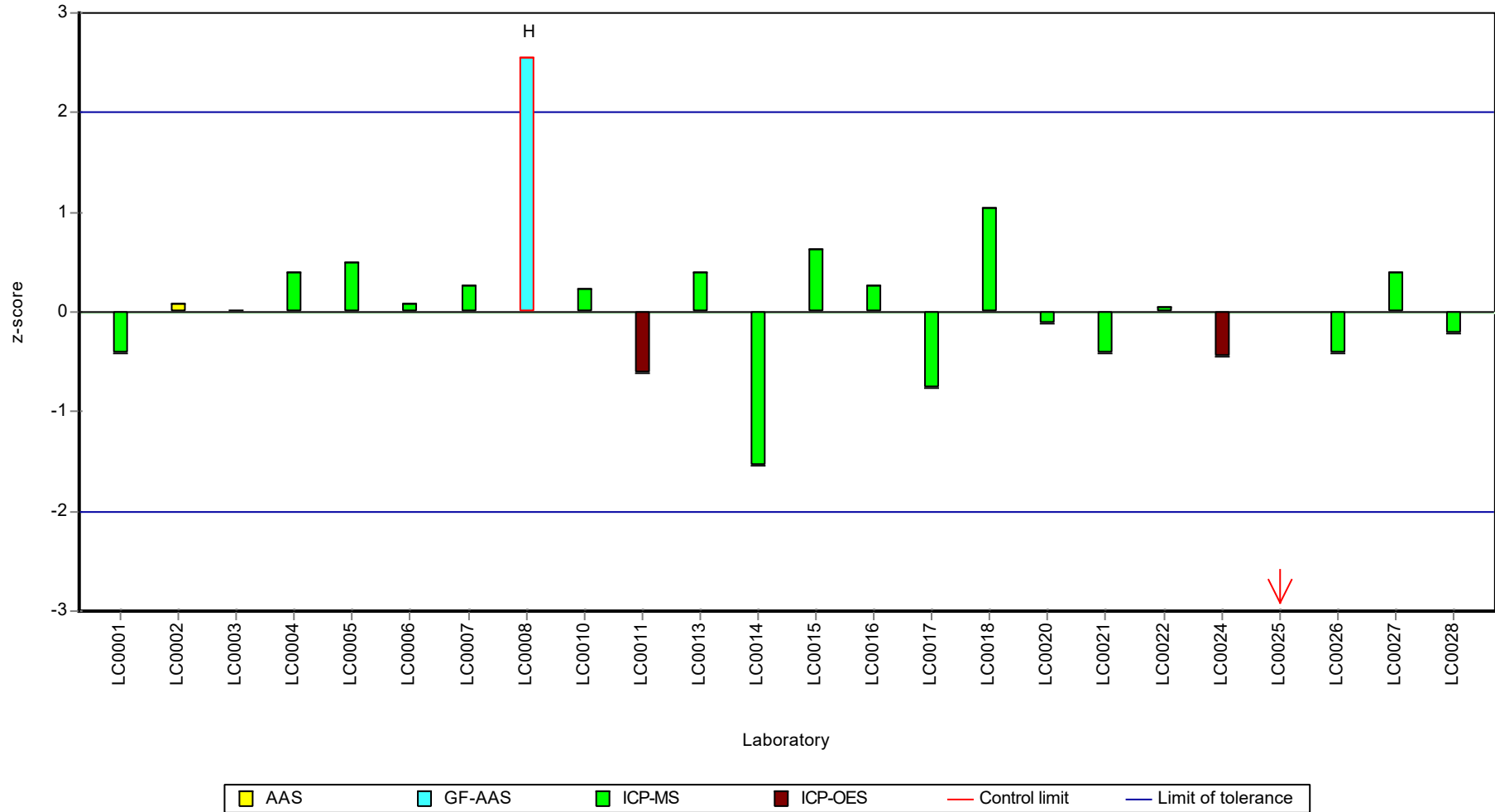
Results



Recovery rate



Z-score





## Parameter oriented report

### M155 A

#### Chromium

Unit	µg/l
Assigned value ± U (k=2)	1.6 ± 0.0595
Criterion	0.136 (8.5 %)
Minimum - Maximum	1.3 - 1.82
Control test value ± U (k=2)	1.26 ± 0.139

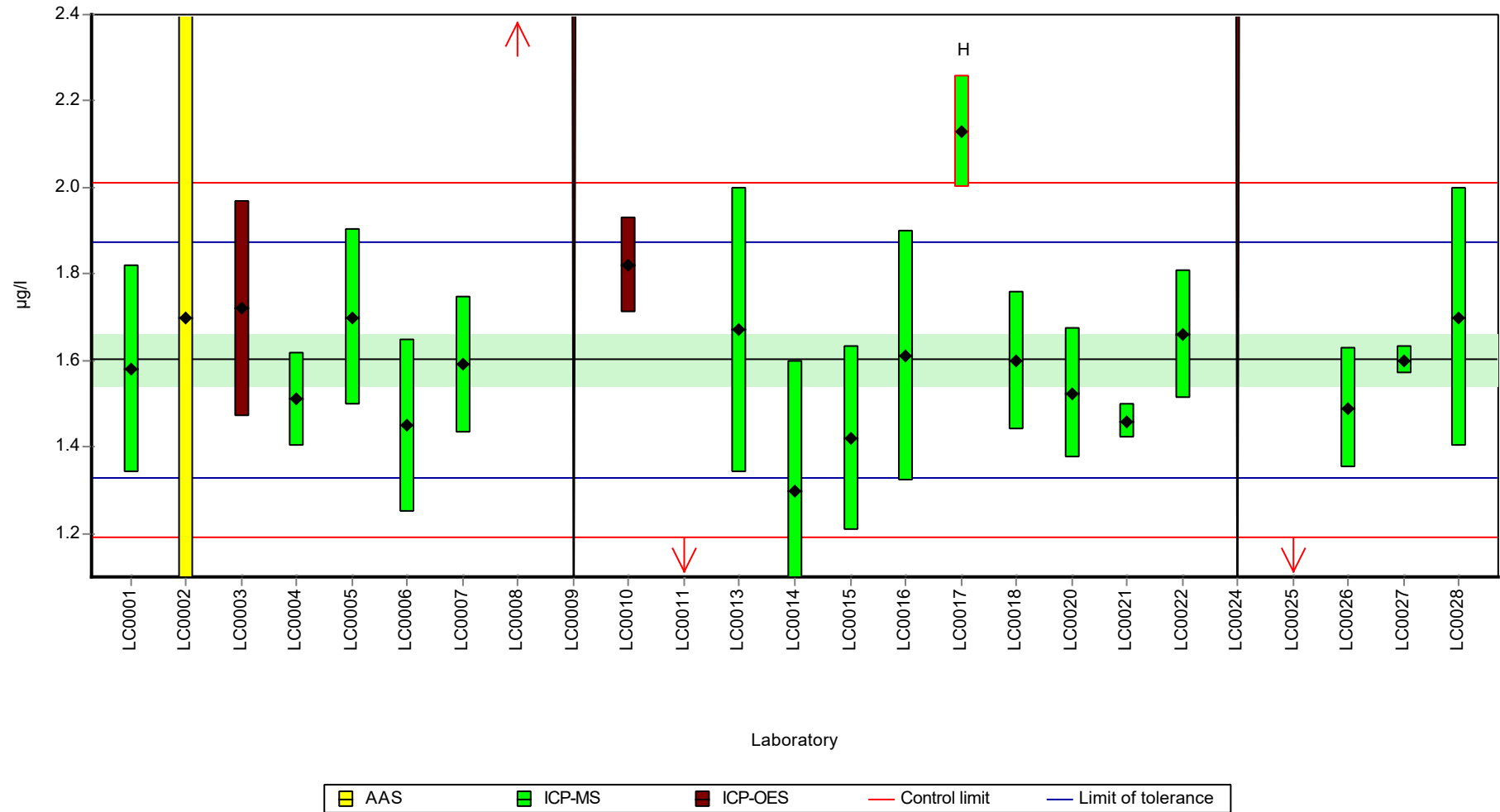
Labcode	Result	± U	Recovery [%]	z-score	Comments
LC0001	1.58	0.24	98.7	-0.16	
LC0002	1.7	1	106	0.72	
LC0003	1.72	0.25	107	0.87	
LC0004	1.51	0.11	94.3	-0.67	
LC0005	1.7	0.204	106	0.72	
LC0006	1.45	0.2	90.5	-1.11	
LC0007	1.59	0.159	99.3	-0.08	
LC0008	2.78	0.02	174	8.66	H
LC0009	< 5 (LOQ)	-	-	-	
LC0010	1.82	0.11	114	1.61	
LC0011	0.864	0.016	54	-5.42	H
LC0012	-	-	-	-	
LC0013	1.67	0.33	104	0.5	
LC0014	1.3	0.3	81.2	-2.21	
LC0015	1.42	0.214	88.7	-1.33	
LC0016	1.61	0.29	101	0.06	
LC0017	2.13	0.13	133	3.88	H
LC0018	1.6	0.16	99.9	-0.01	
LC0019	-	-	-	-	
LC0020	1.524	0.15	95.2	-0.57	
LC0021	1.46	0.04	91.2	-1.04	
LC0022	1.66	0.15	104	0.43	
LC0023	-	-	-	-	
LC0024	< 5 (LOQ)	-	-	-	
LC0025	0.34	0.01	21.2	-9.27	H
LC0026	1.49	0.14	93	-0.82	
LC0027	1.6	0.032	99.9	-0.01	
LC0028	1.7	0.3	106	0.72	

#### Characteristics of parameter

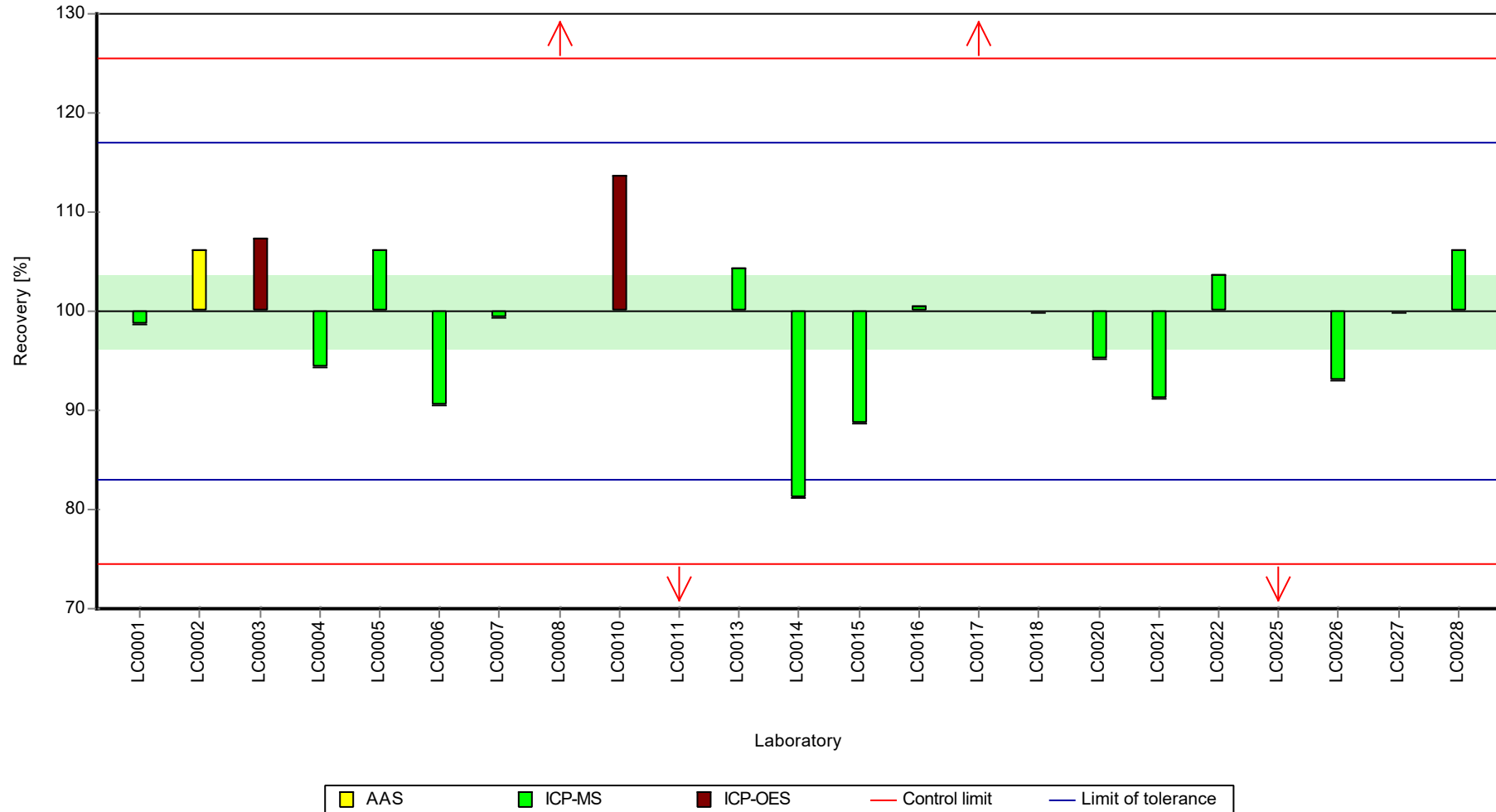
	all results	without outliers	Unit
Mean ± CI (99%)	1.57 ± 0.269	1.58 ± 0.087	µg/l
Minimum	0.34	1.3	µg/l
Maximum	2.78	1.82	µg/l
Standard deviation	0.431	0.126	µg/l
rel. standard deviation	27.3	7.98	%
n	23	19	-

Graphical presentation of results

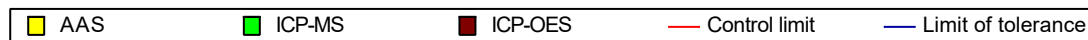
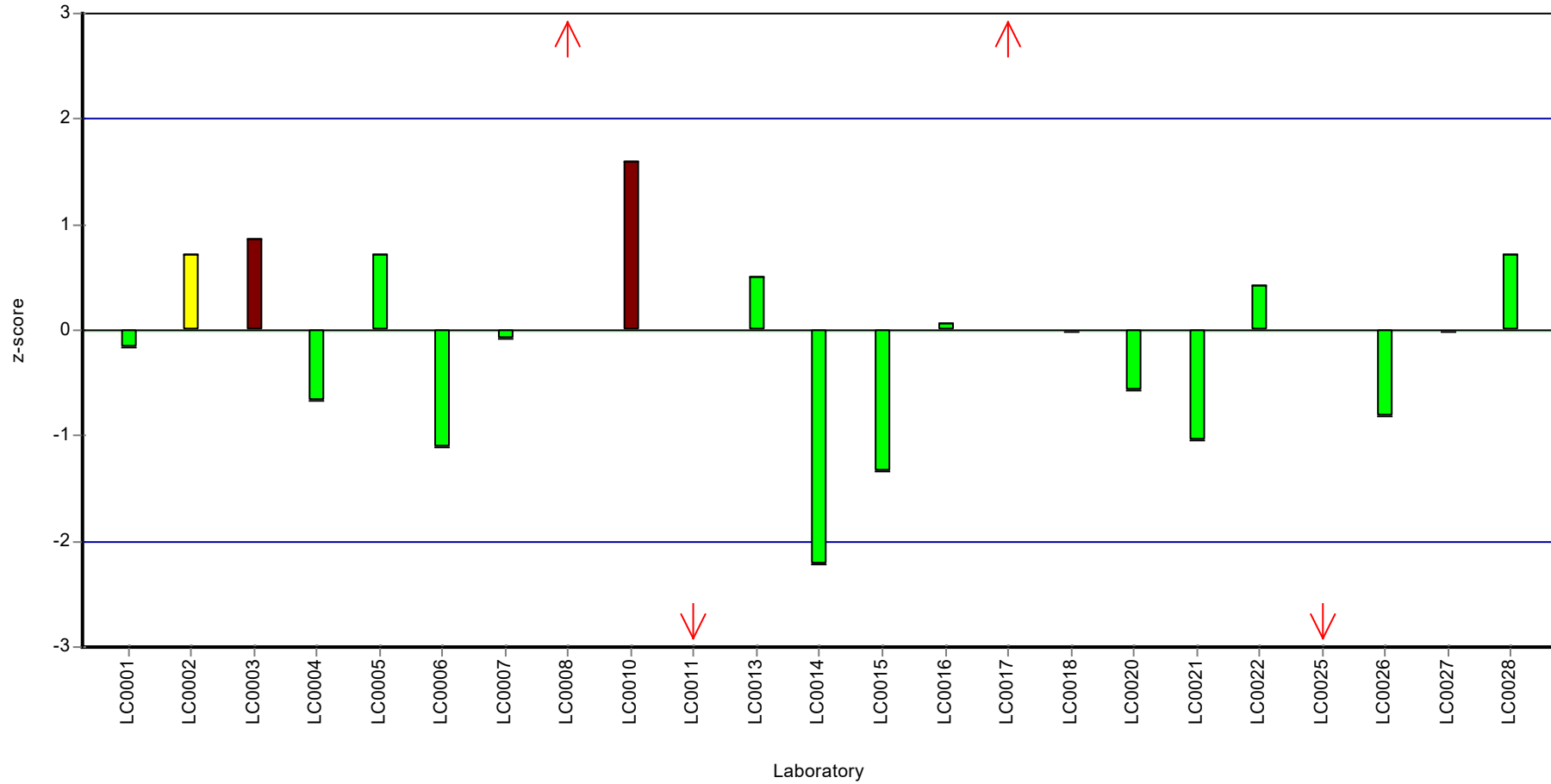
Results



Recovery rate



Z-score



## Parameter oriented report

### M155 B

#### Chromium

Unit	µg/l
Assigned value ± U (k=2)	2.65 ± 0.0932
Criterion	0.225 (8.5 %)
Minimum - Maximum	2.16 - 2.9
Control test value ± U (k=2)	1.93 ± 0.212

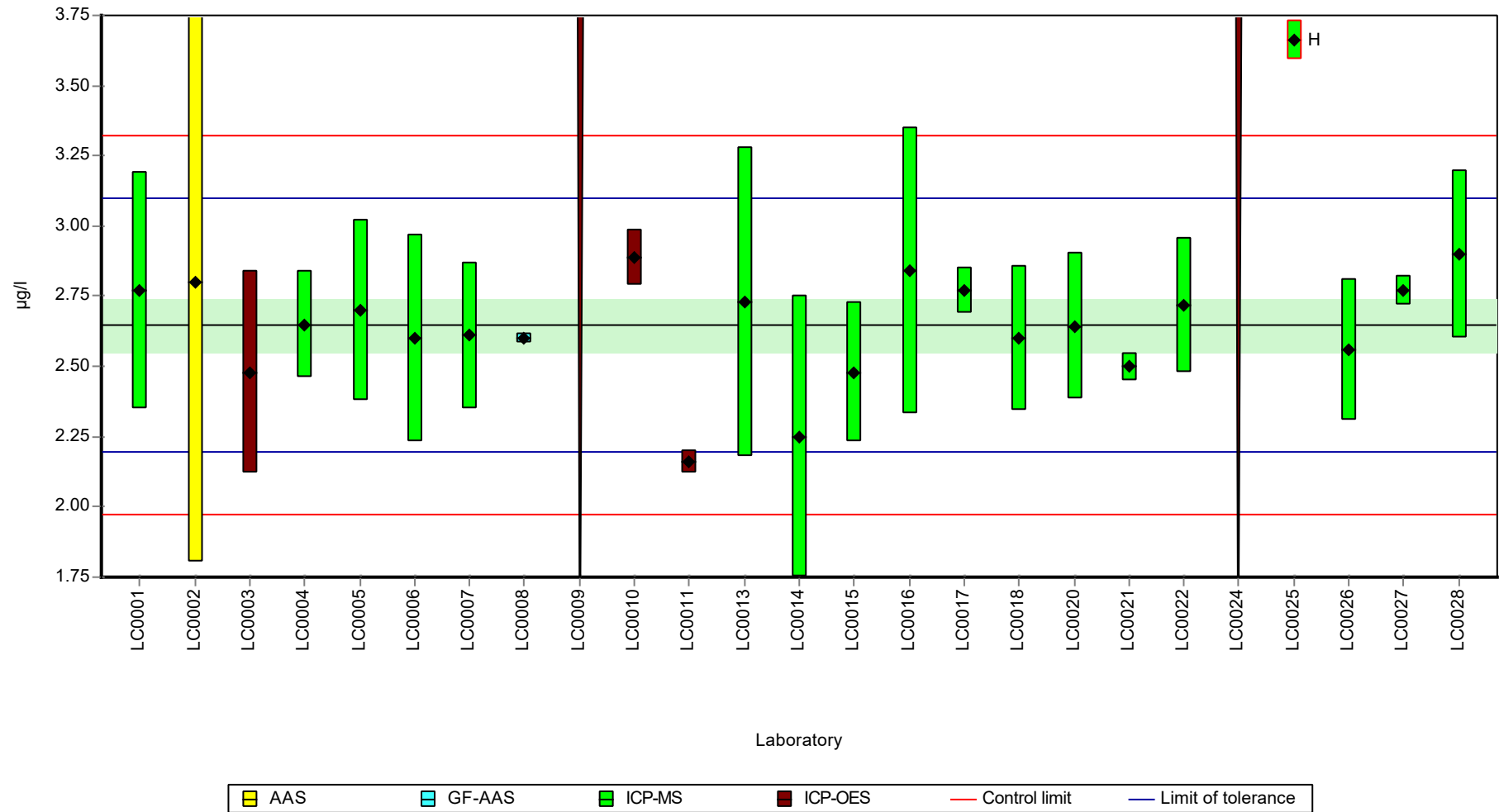
Labcode	Result	± U	Recovery [%]	z-score	Comments
LC0001	2.77	0.42	105	0.54	
LC0002	2.8	1	106	0.67	
LC0003	2.48	0.36	93.6	-0.75	
LC0004	2.65	0.19	100	0.01	
LC0005	2.7	0.324	102	0.23	
LC0006	2.6	0.37	98.2	-0.22	
LC0007	2.61	0.261	98.5	-0.17	
LC0008	2.6	0.02	98.2	-0.22	
LC0009	< 5 (LOQ)	-	-	-	
LC0010	2.89	0.1	109	1.07	
LC0011	2.16	0.039	81.6	-2.17	
LC0012	-	-	-	-	
LC0013	2.73	0.55	103	0.36	
LC0014	2.25	0.5	85	-1.77	
LC0015	2.48	0.248	93.6	-0.75	
LC0016	2.84	0.51	107	0.85	
LC0017	2.77	0.08	105	0.54	
LC0018	2.6	0.26	98.2	-0.22	
LC0019	-	-	-	-	
LC0020	2.644	0.26	99.8	-0.02	
LC0021	2.5	0.05	94.4	-0.66	
LC0022	2.72	0.24	103	0.32	
LC0023	-	-	-	-	
LC0024	< 5 (LOQ)	-	-	-	
LC0025	3.66	0.07	138	4.49	H
LC0026	2.56	0.25	96.7	-0.39	
LC0027	2.77	0.055	105	0.54	
LC0028	2.9	0.3	109	1.12	

#### Characteristics of parameter

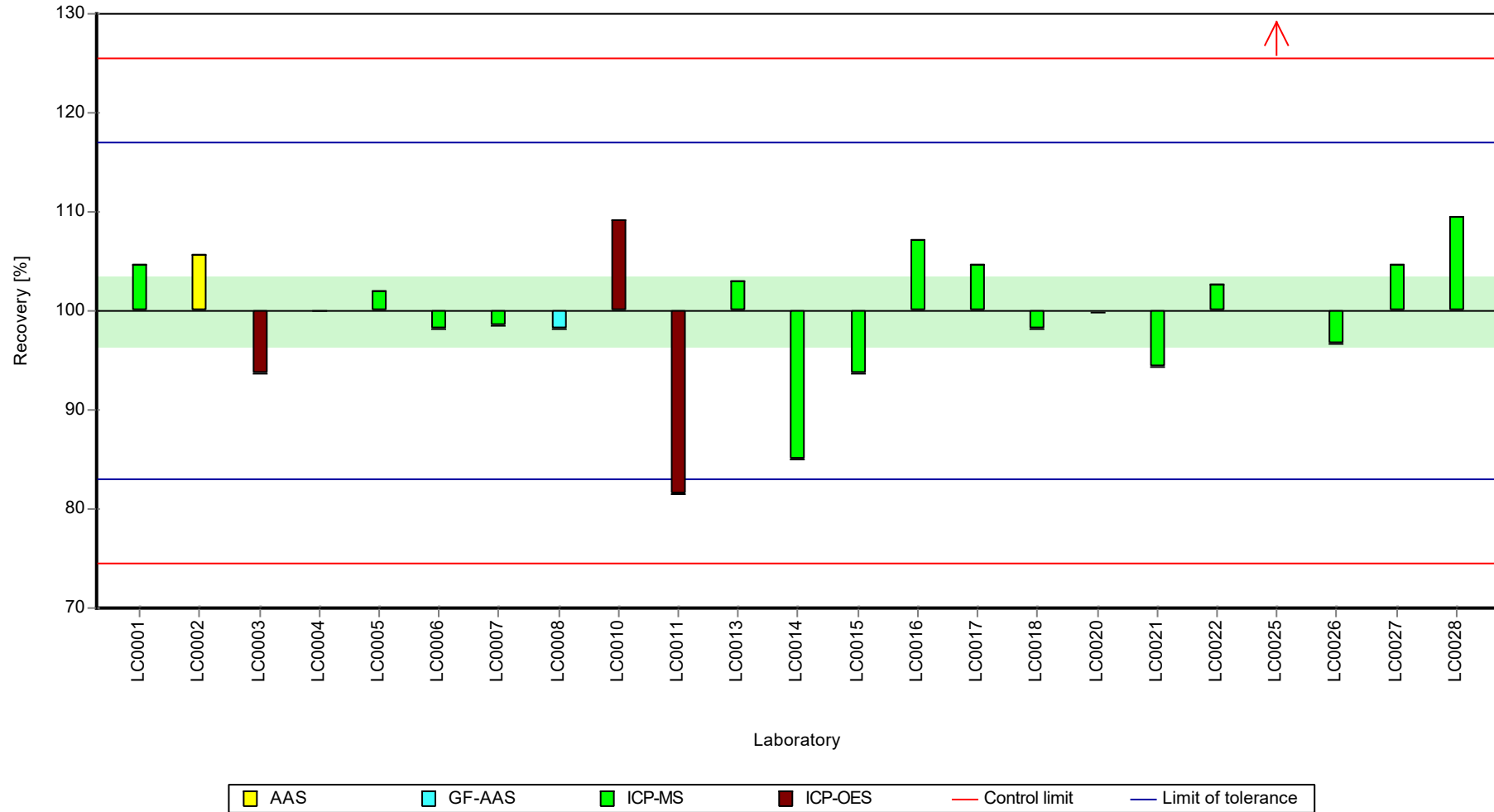
	all results	without outliers	Unit
Mean ± CI (99%)	2.68 ± 0.175	2.64 ± 0.119	µg/l
Minimum	2.16	2.16	µg/l
Maximum	3.66	2.9	µg/l
Standard deviation	0.28	0.186	µg/l
rel. standard deviation	10.5	7.07	%
n	23	22	-

Graphical presentation of results

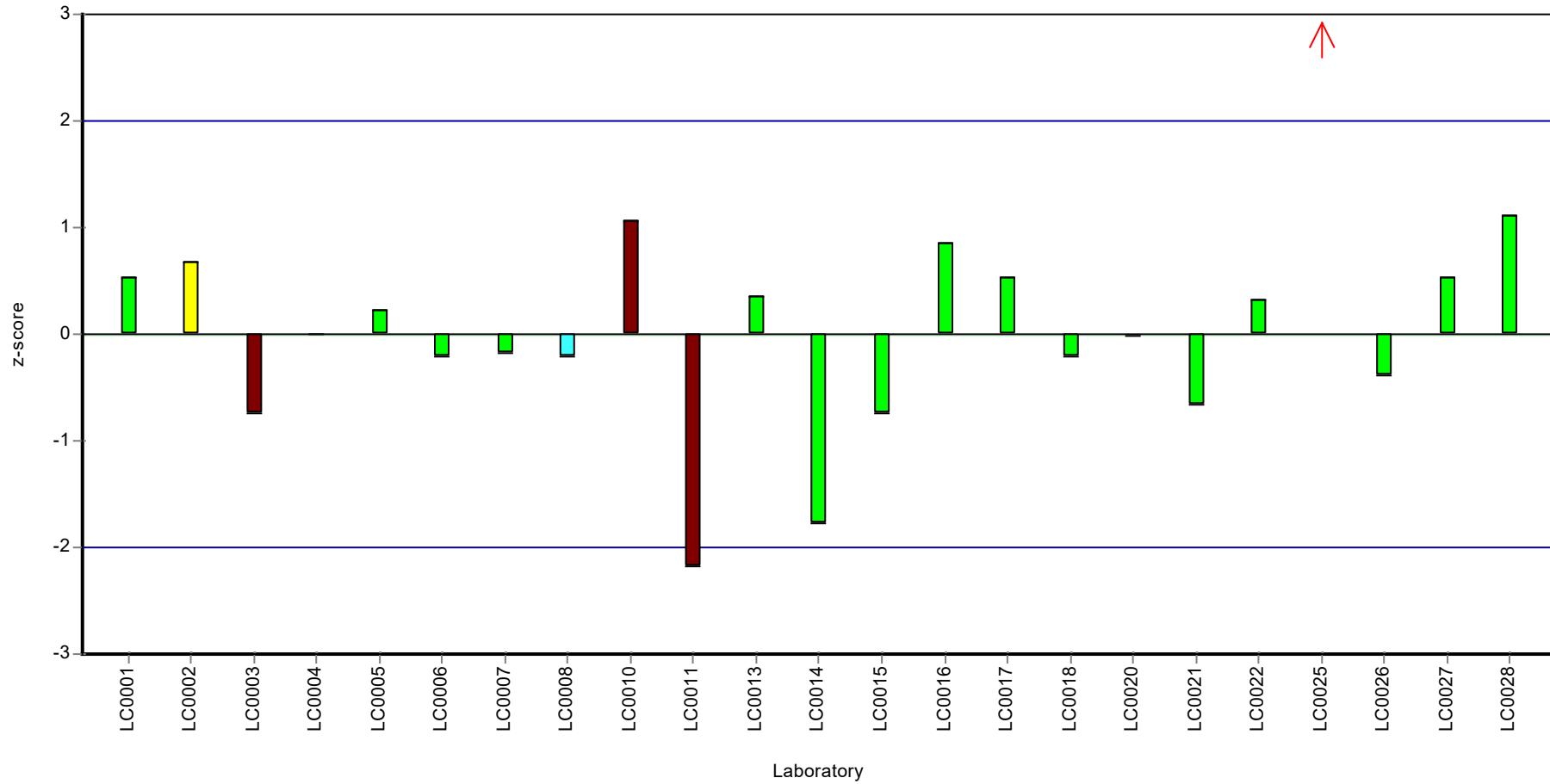
Results



Recovery rate



Z-score





## Parameter oriented report

### M155 A

#### Copper

Unit	µg/l
Assigned value ± U (k=2)	14.5 ± 0.429
Criterion	1.31 (9 %)
Minimum - Maximum	13 - 16.1
Control test value ± U (k=2)	9.98 ± 0.998

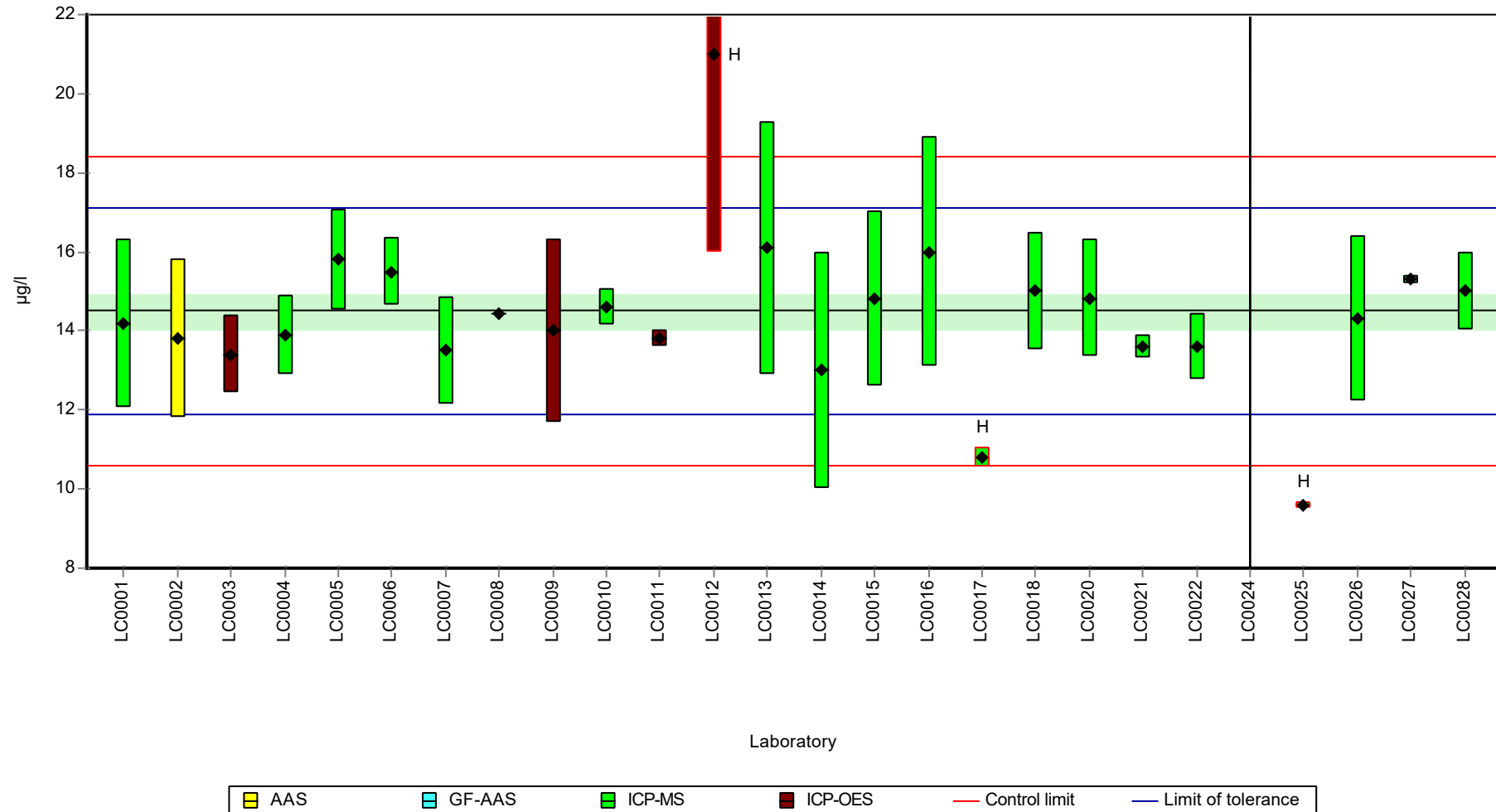
Labcode	Result	± U	Recovery [%]	z-score	Comments
LC0001	14.2	2.13	97.9	-0.23	
LC0002	13.8	2	95.1	-0.54	
LC0003	13.4	0.99	92.4	-0.85	
LC0004	13.9	1	95.8	-0.46	
LC0005	15.8	1.264	109	0.99	
LC0006	15.5	0.84	107	0.76	
LC0007	13.5	1.35	93.1	-0.77	
LC0008	14.43	0.02	99.5	-0.06	
LC0009	14	2.31	96.5	-0.39	
LC0010	14.6	0.46	101	0.07	
LC0011	13.8	0.21	95.1	-0.54	
LC0012	21	5	145	4.97	H
LC0013	16.1	3.2	111	1.22	
LC0014	13	3	89.6	-1.15	
LC0015	14.8	2.22	102	0.23	
LC0016	16	2.9	110	1.14	
LC0017	10.8	0.27	74.5	-2.84	H
LC0018	15	1.5	103	0.38	
LC0019	-	-	-	-	
LC0020	14.82	1.48	102	0.24	
LC0021	13.6	0.3	93.8	-0.69	
LC0022	13.6	0.82	93.8	-0.69	
LC0023	-	-	-	-	
LC0024	< 150 (LOQ)	-	-	-	
LC0025	9.59	0.1	66.1	-3.77	H
LC0026	14.3	2.1	98.6	-0.16	
LC0027	15.3	0.108	105	0.61	
LC0028	15	1	103	0.38	

#### Characteristics of parameter

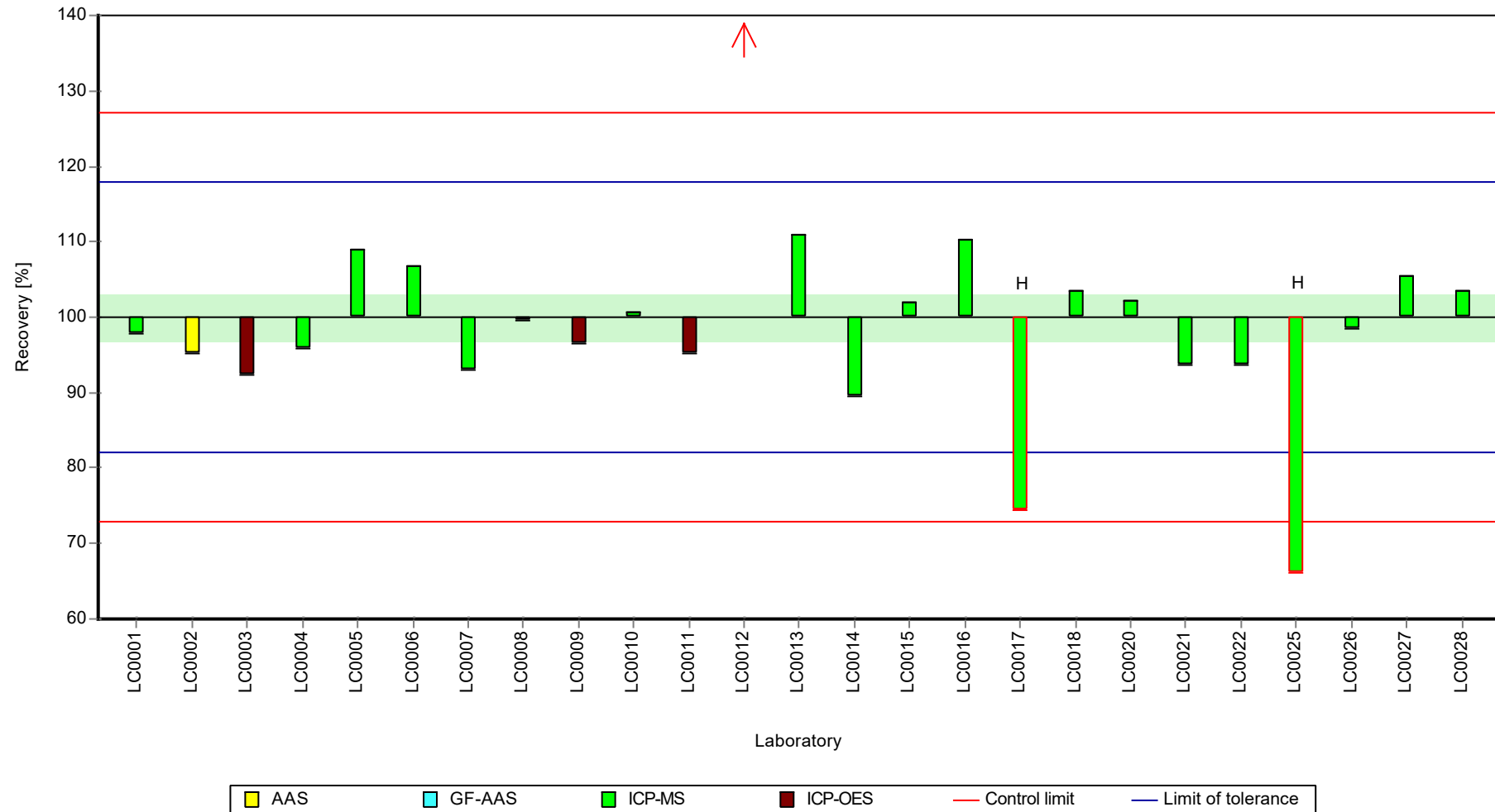
	all results	without outliers	Unit
Mean ± CI (99%)	14.4 ± 1.2	14.5 ± 0.569	µg/l
Minimum	9.59	13	µg/l
Maximum	21	16.1	µg/l
Standard deviation	2	0.89	µg/l
rel. standard deviation	13.9	6.15	%
n	25	22	-

Graphical presentation of results


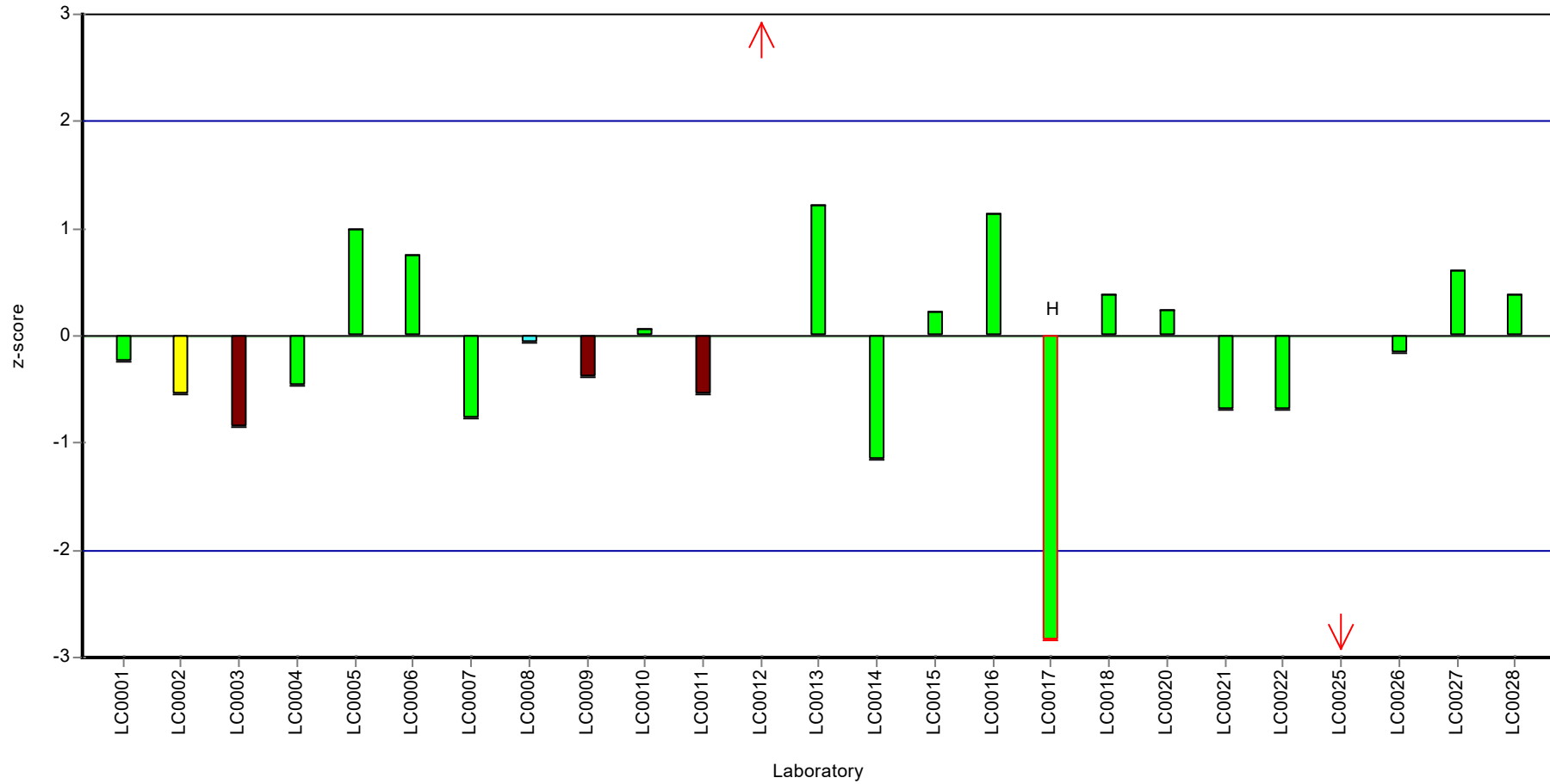
Results



Recovery rate



Z-score



## Parameter oriented report

### M155 B

#### Copper

Unit	µg/l
Assigned value ± U (k=2)	57.9 ± 1.44
Criterion	5.22 (9 %)
Minimum - Maximum	51 - 66
Control test value ± U (k=2)	37.4 ± 3.74

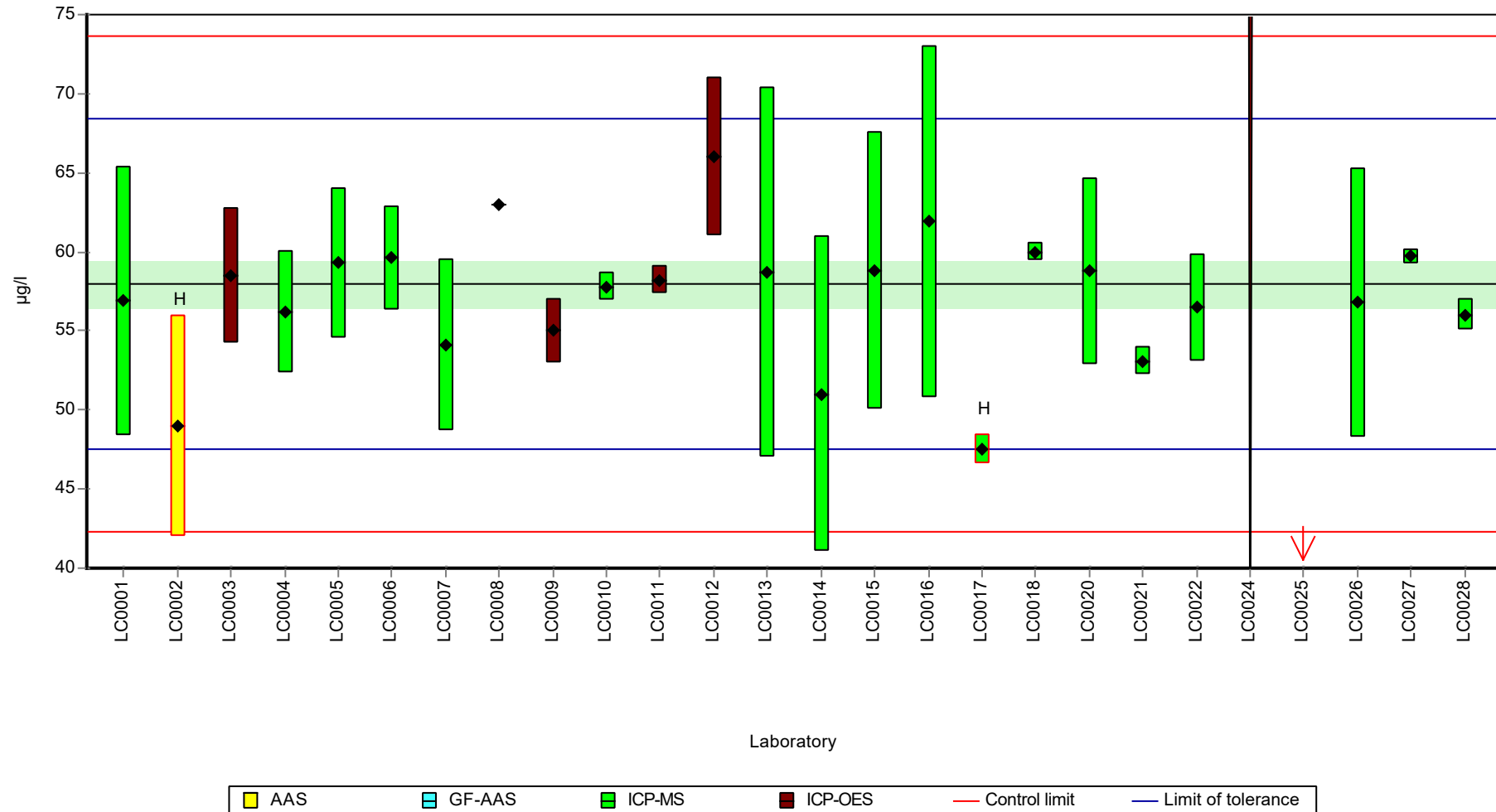
Labcode	Result	± U	Recovery [%]	z-score	Comments
LC0001	56.9	8.54	98.2	-0.2	
LC0002	49	7	84.6	-1.72	H
LC0003	58.5	4.3	101	0.11	
LC0004	56.2	3.9	97	-0.34	
LC0005	59.3	4.744	102	0.26	
LC0006	59.6	3.3	103	0.32	
LC0007	54.1	5.41	93.4	-0.74	
LC0008	62.95	0.02	109	0.96	
LC0009	55	2	94.9	-0.56	
LC0010	57.8	0.88	99.7	-0.03	
LC0011	58.2	0.87	100	0.05	
LC0012	66	5	114	1.54	
LC0013	58.7	11.7	101	0.14	
LC0014	51	10	88	-1.33	
LC0015	58.8	8.82	101	0.16	
LC0016	61.9	11.1	107	0.76	
LC0017	47.5	0.94	82	-2	H
LC0018	60	0.6	104	0.39	
LC0019	-	-	-	-	
LC0020	58.8	5.9	101	0.16	
LC0021	53.1	0.9	91.6	-0.93	
LC0022	56.5	3.4	97.5	-0.28	
LC0023	-	-	-	-	
LC0024	< 150 (LOQ)	-	-	-	
LC0025	2.53	0.04	4.4	-10.6	H
LC0026	56.8	8.5	98	-0.22	
LC0027	59.7	0.494	103	0.34	
LC0028	56	1	96.6	-0.37	

#### Characteristics of parameter

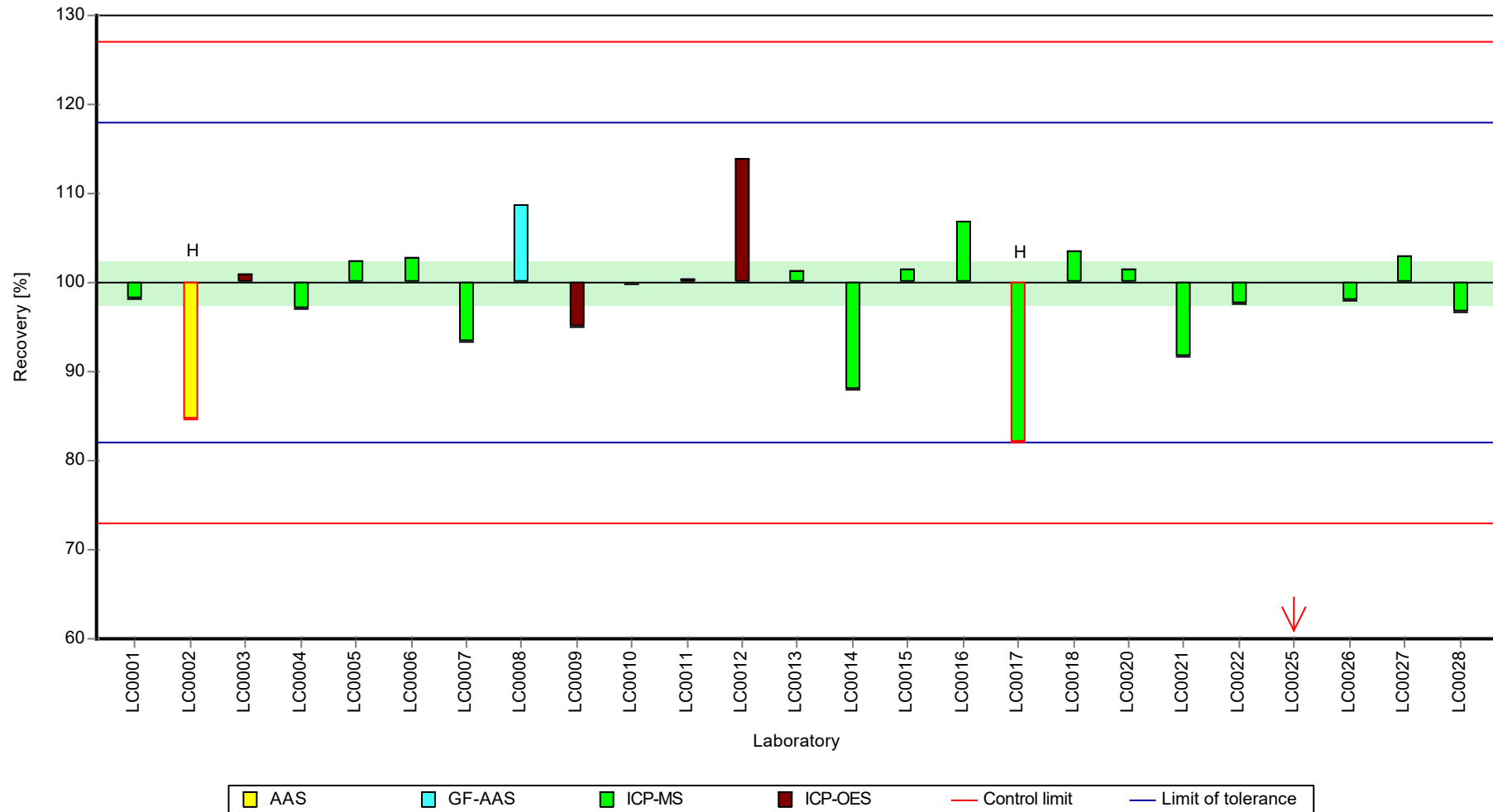
	all results	without outliers	Unit
Mean ± CI (99%)	55 ± 7	58 ± 2.1	µg/l
Minimum	2.53	51	µg/l
Maximum	66	66	µg/l
Standard deviation	11.7	3.28	µg/l
rel. standard deviation	21.2	5.66	%
n	25	22	-

Graphical presentation of results

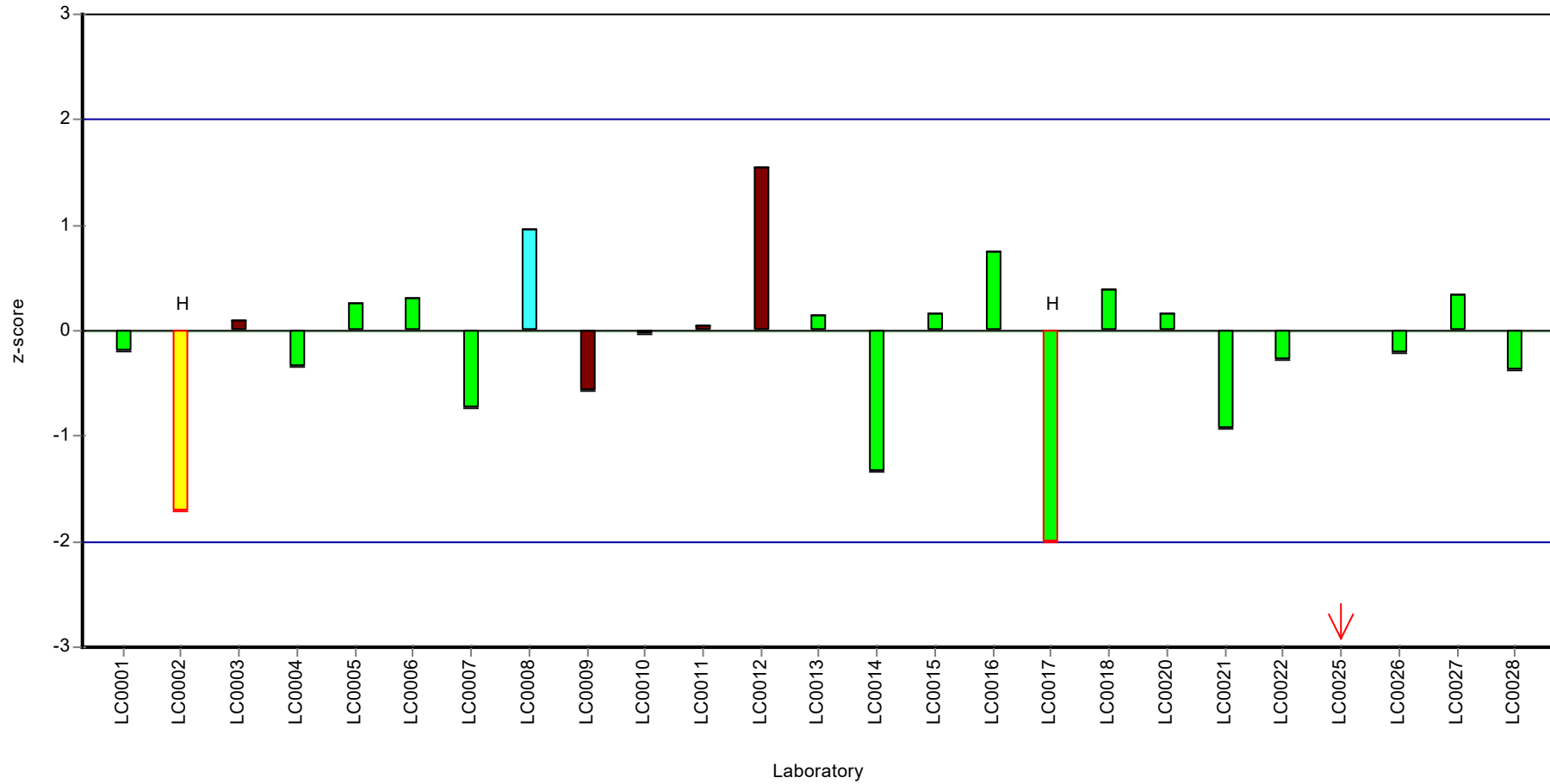
Results



Recovery rate



Z-score





## Parameter oriented report

### M155 A

#### Iron

Unit	µg/l
Assigned value ± U (k=2)	64.9 ± 2.33
Criterion	11.7 (18 %)
Minimum - Maximum	54.9 - 74
Control test value ± U (k=2)	50.6 ± 5.57

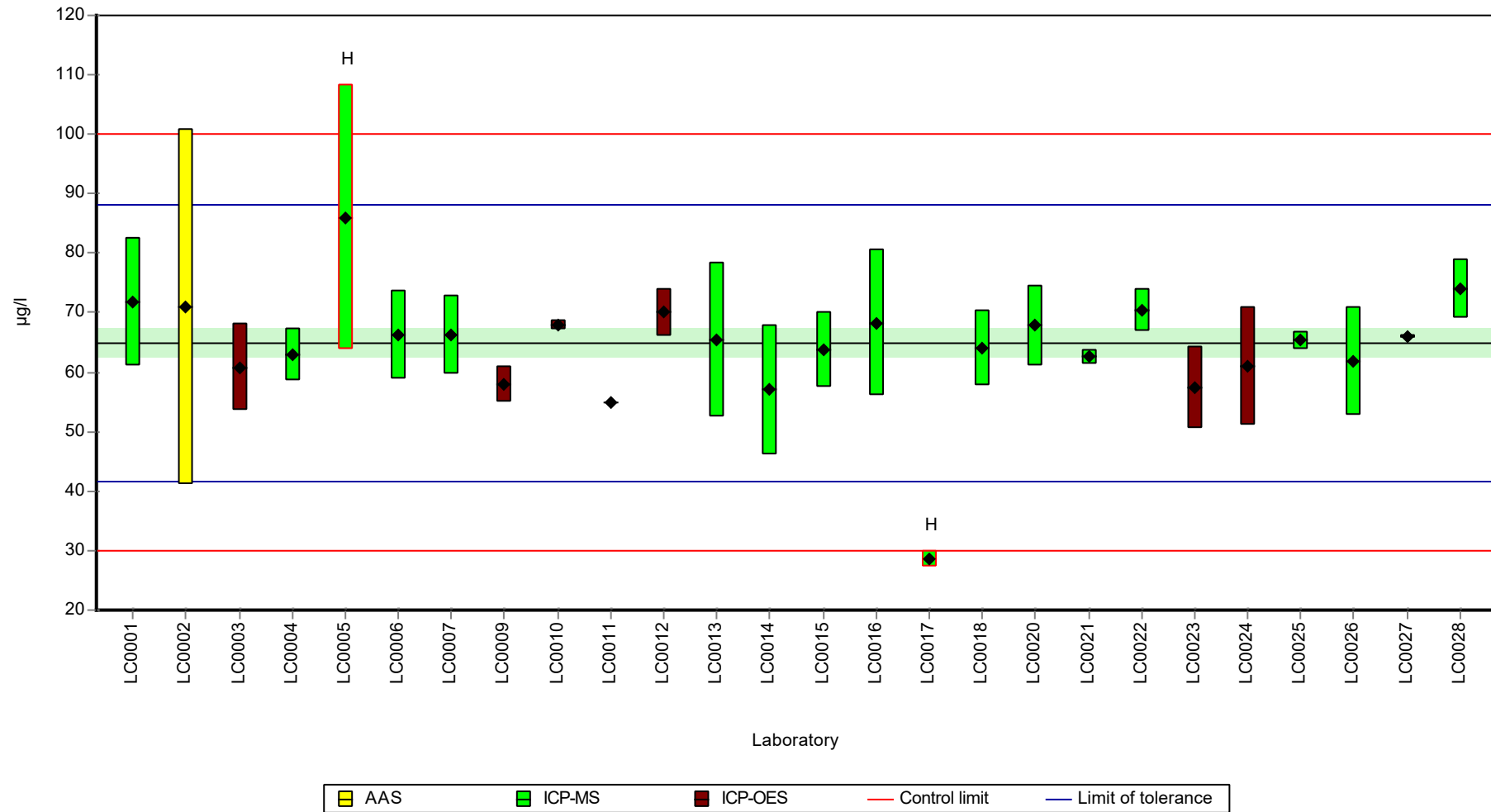
Labcode	Result	± U	Recovery [%]	z-score	Comments
LC0001	71.7	10.8	110	0.58	
LC0002	71	30	109	0.52	
LC0003	60.8	7.3	93.7	-0.35	
LC0004	63	4.4	97.1	-0.16	
LC0005	86	22.36	132	1.81	H
LC0006	66.3	7.4	102	0.12	
LC0007	66.3	6.63	102	0.12	
LC0008	-	-	-	-	
LC0009	58	3.06	89.4	-0.59	
LC0010	68	0.81	105	0.27	
LC0011	54.9	0.11	84.6	-0.86	
LC0012	70	4	108	0.44	
LC0013	65.4	13.1	101	0.04	
LC0014	57	11	87.8	-0.68	
LC0015	63.7	6.37	98.1	-0.1	
LC0016	68.3	12.3	105	0.29	
LC0017	28.6	1.5	44.1	-3.11	H
LC0018	64	6.4	98.6	-0.08	
LC0019	-	-	-	-	
LC0020	67.8	6.8	104	0.25	
LC0021	62.6	1.3	96.4	-0.2	
LC0022	70.4	3.5	108	0.47	
LC0023	57.5	6.9	88.6	-0.63	
LC0024	61	10	94	-0.34	
LC0025	65.4	1.51	101	0.04	
LC0026	61.8	9.2	95.2	-0.27	
LC0027	65.9	0.246	102	0.08	
LC0028	74	5	114	0.78	

#### Characteristics of parameter

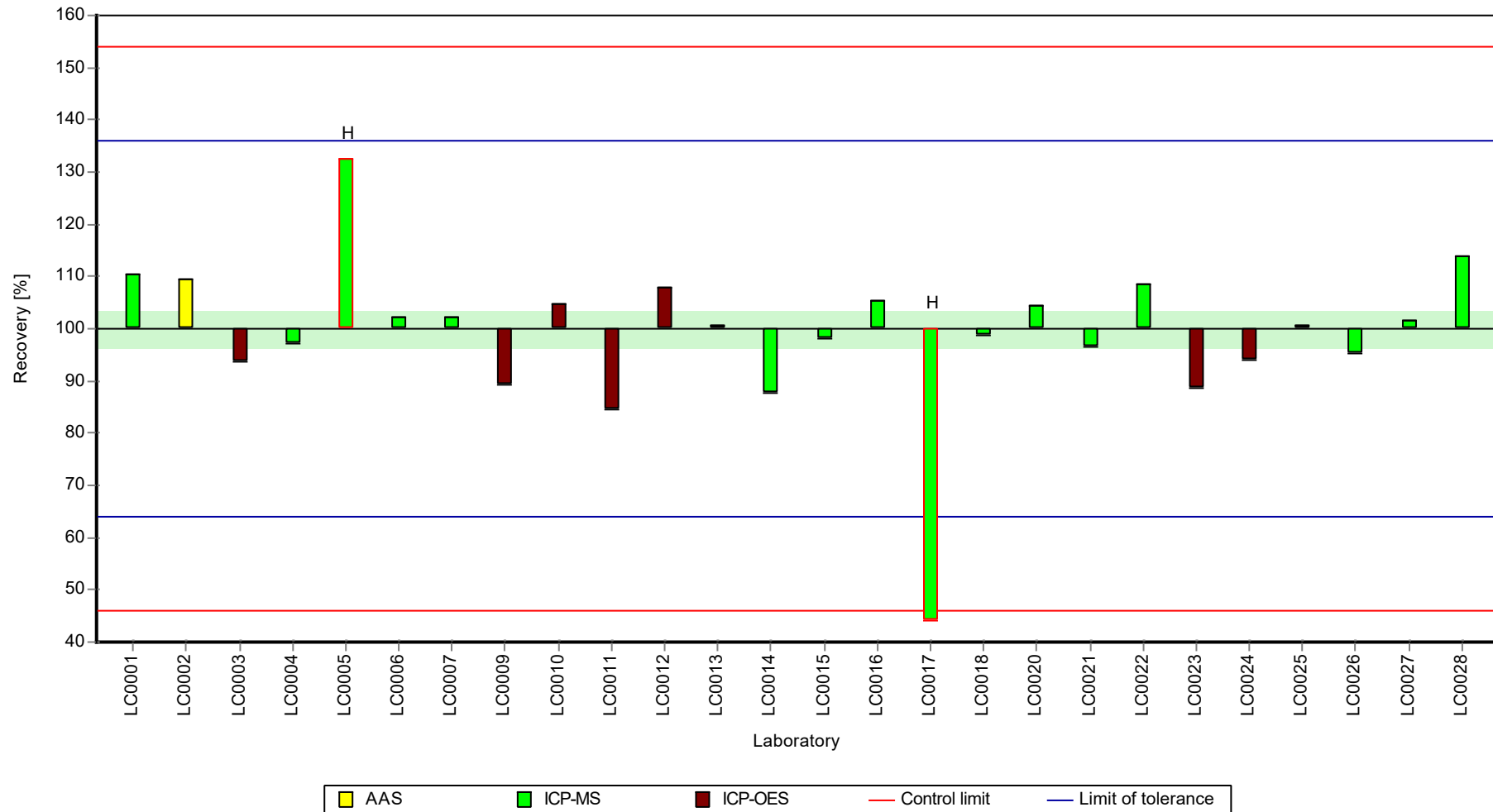
	all results	without outliers	Unit
Mean ± CI (99%)	64.2 ± 5.67	64.8 ± 3.06	µg/l
Minimum	28.6	54.9	µg/l
Maximum	86	74	µg/l
Standard deviation	9.64	5	µg/l
rel. standard deviation	15	7.72	%
n	26	24	-

Graphical presentation of results

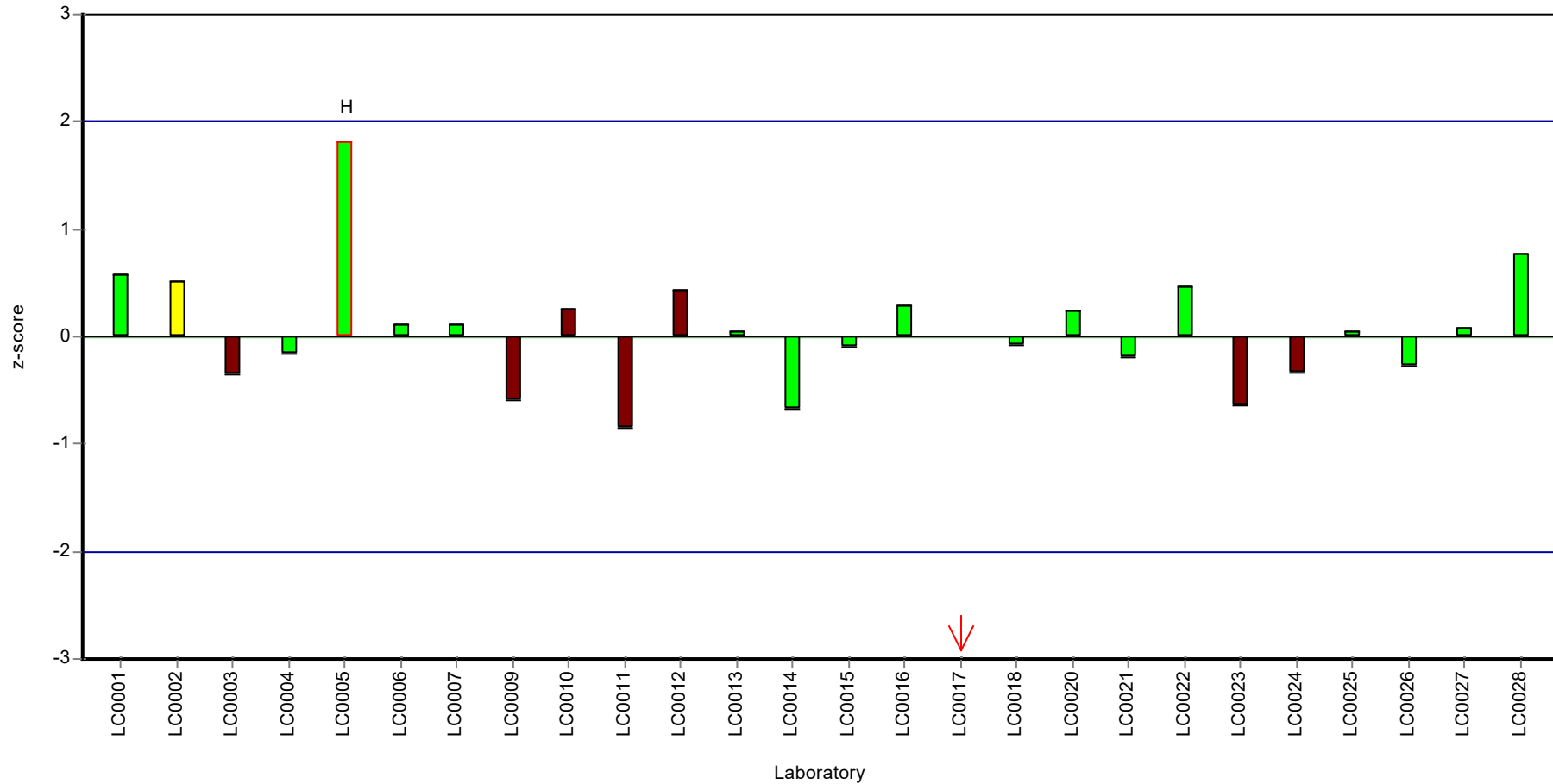
Results



Recovery rate



Z-score



## Parameter oriented report

### M155 B

#### Iron

Unit	µg/l
Assigned value ± U (k=2)	106 ± 2.79
Criterion	19.1 (18 %)
Minimum - Maximum	96 - 119
Control test value ± U (k=2)	83.8 ± 9.21

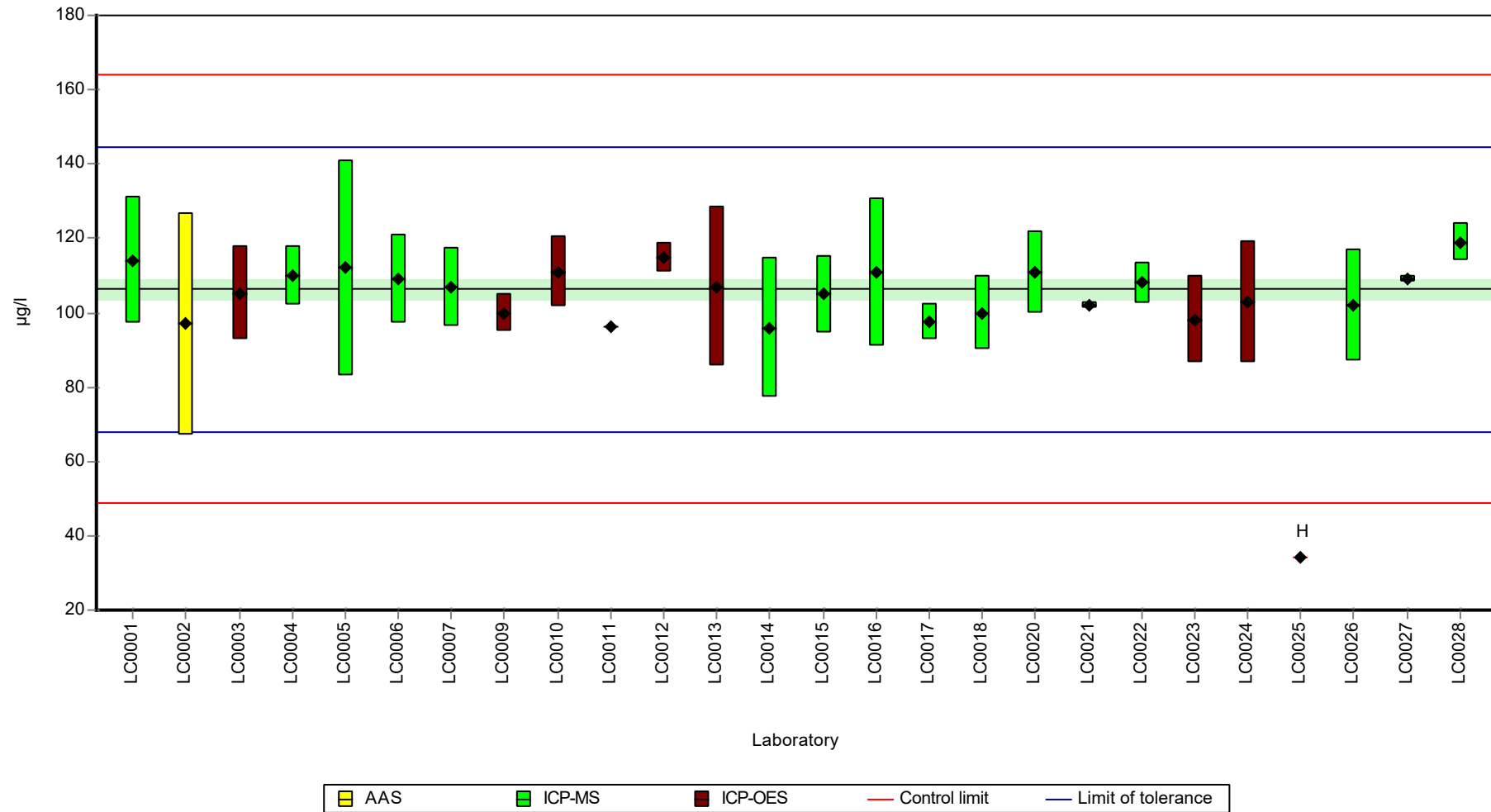
Labcode	Result	± U	Recovery [%]	z-score	Comments
LC0001	114	17.1	107	0.4	
LC0002	97	30	91.2	-0.49	
LC0003	105.3	12.6	99	-0.06	
LC0004	110	8	103	0.19	
LC0005	112	29.12	105	0.29	
LC0006	109	12	102	0.14	
LC0007	107	10.7	101	0.03	
LC0008	-	-	-	-	
LC0009	100	5.29	94	-0.33	
LC0010	111	9.4	104	0.24	
LC0011	96.1	0.19	90.3	-0.54	
LC0012	115	4	108	0.45	
LC0013	107	21.4	101	0.03	
LC0014	96	19	90.2	-0.54	
LC0015	105	10.5	98.7	-0.07	
LC0016	111	20	104	0.24	
LC0017	97.7	4.9	91.8	-0.45	
LC0018	100	10	94	-0.33	
LC0019	-	-	-	-	
LC0020	111	11.1	104	0.24	
LC0021	102	1	95.9	-0.23	
LC0022	108	5.4	102	0.08	
LC0023	98.1	11.8	92.2	-0.43	
LC0024	103	16.5	96.8	-0.18	
LC0025	34	0.3	32	-3.78	H
LC0026	102	15	95.9	-0.23	
LC0027	109	0.89	102	0.14	
LC0028	119	5	112	0.66	

#### Characteristics of parameter

	all results	without outliers	Unit
Mean ± CI (99%)	103 ± 9.07	106 ± 3.85	µg/l
Minimum	34	96	µg/l
Maximum	119	119	µg/l
Standard deviation	15.4	6.42	µg/l
rel. standard deviation	15	6.07	%
n	26	25	-

Graphical presentation of results

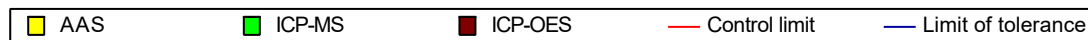
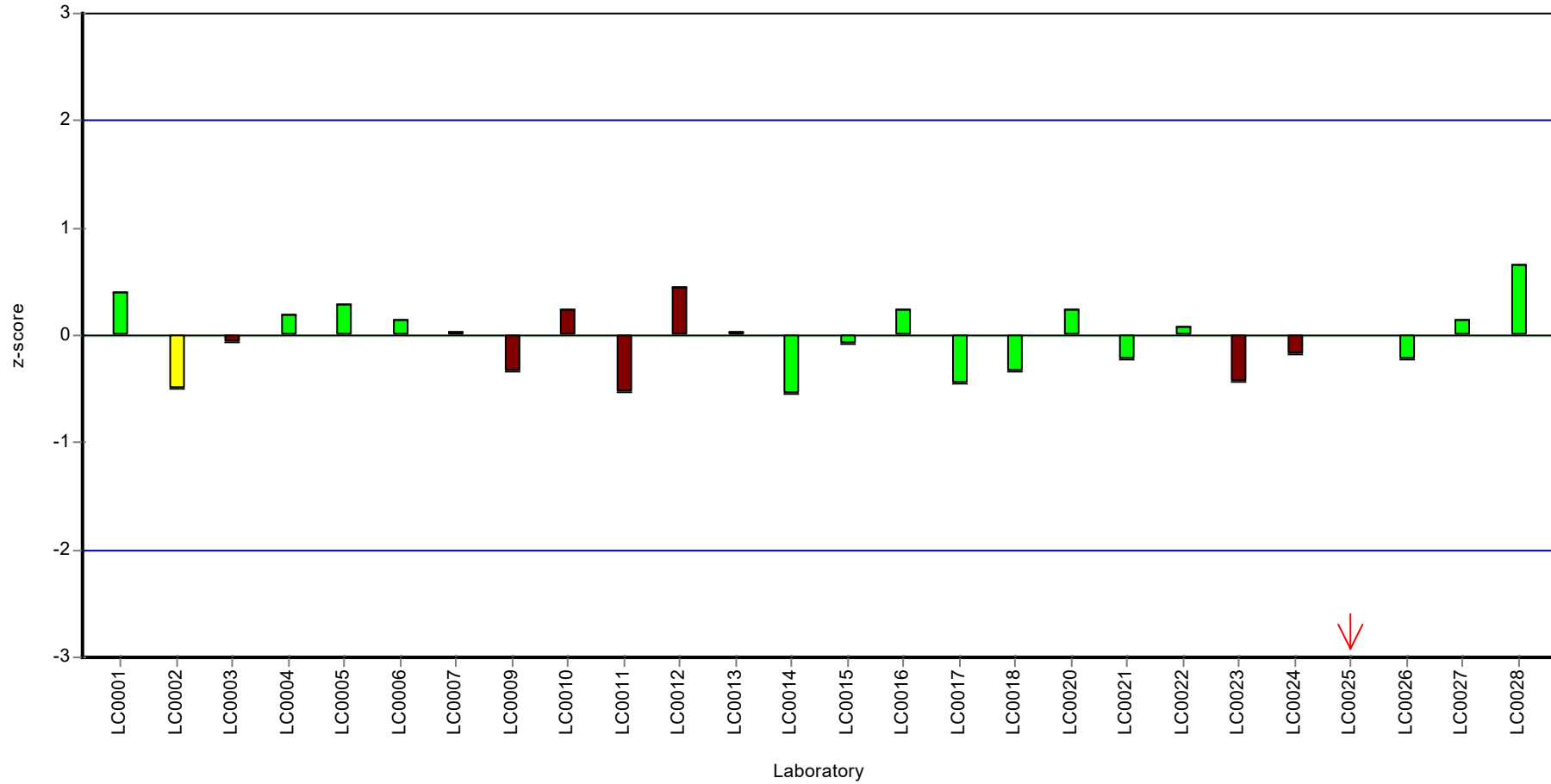
Results



Recovery rate



Z-score





## Parameter oriented report

### M155 A

#### Lead

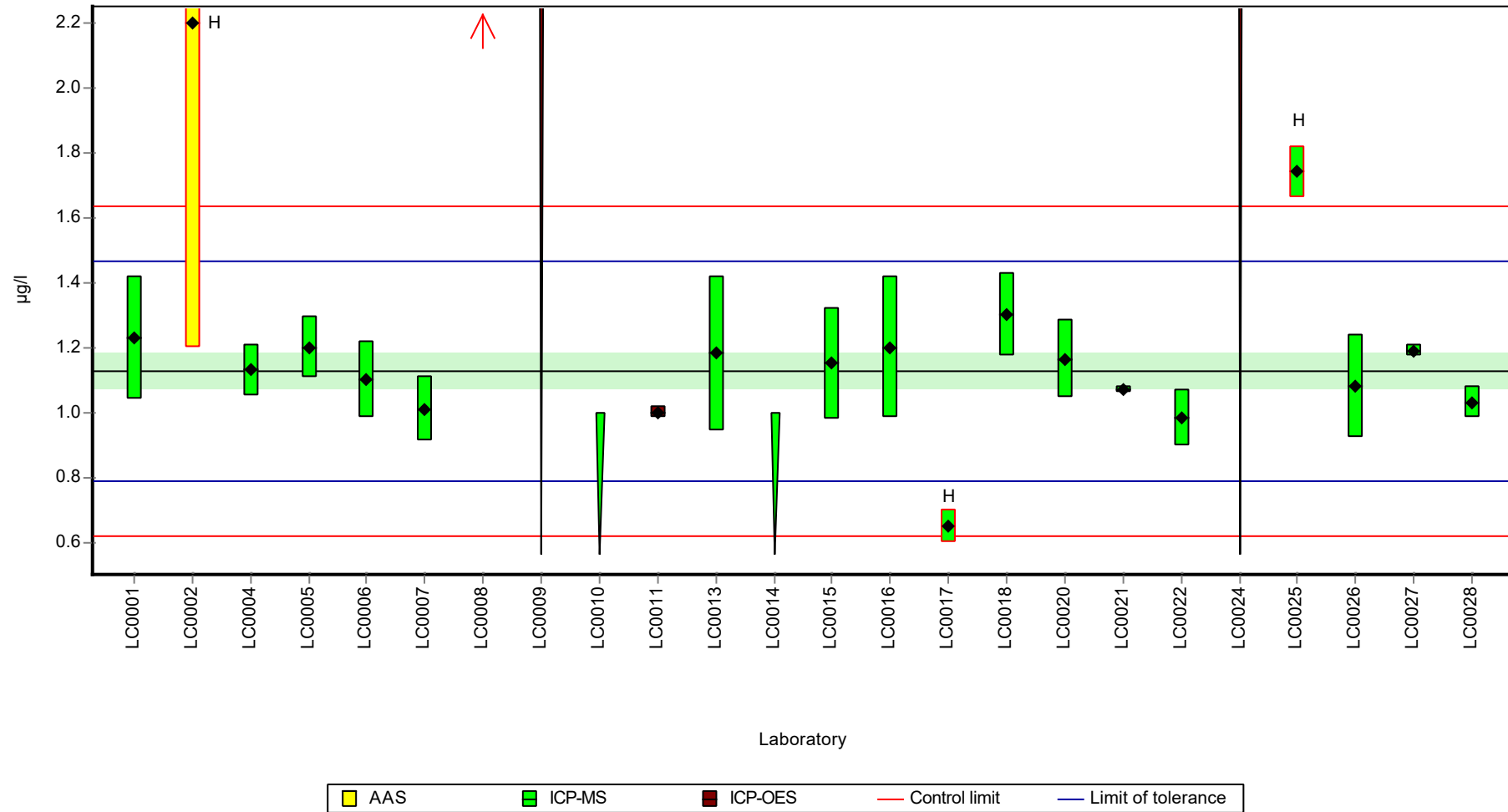
Unit	µg/l
Assigned value ± U (k=2)	1.13 ± 0.0519
Criterion	0.169 (15 %)
Minimum - Maximum	0.982 - 1.3
Control test value ± U (k=2)	0.744 ± 0.112

Labcode	Result	± U	Recovery [%]	z-score	Comments
LC0001	1.23	0.19	109	0.6	
LC0002	2.2	1	195	6.33	H
LC0003	-	-	-	-	
LC0004	1.13	0.08	100	0.01	
LC0005	1.2	0.096	106	0.42	
LC0006	1.1	0.12	97.5	-0.17	
LC0007	1.01	0.101	89.5	-0.7	
LC0008	8.78	0.02	778	45.2	H
LC0009	< 5 (LOQ)	-	-	-	
LC0010	< 1 (LOQ)	-	-	-	
LC0011	1	0.016	88.6	-0.76	
LC0012	-	-	-	-	
LC0013	1.18	0.24	105	0.31	
LC0014	< 1 (LOQ)	-	-	-	
LC0015	1.15	0.172	102	0.13	
LC0016	1.2	0.22	106	0.42	
LC0017	0.65	0.05	57.6	-2.83	H
LC0018	1.3	0.13	115	1.02	
LC0019	-	-	-	-	
LC0020	1.163	0.12	103	0.21	
LC0021	1.07	0.01	94.8	-0.34	
LC0022	0.982	0.088	87	-0.86	
LC0023	-	-	-	-	
LC0024	< 6 (LOQ)	-	-	-	
LC0025	1.74	0.08	154	3.62	H
LC0026	1.08	0.16	95.7	-0.28	
LC0027	1.19	0.018	105	0.36	
LC0028	1.03	0.05	91.3	-0.58	

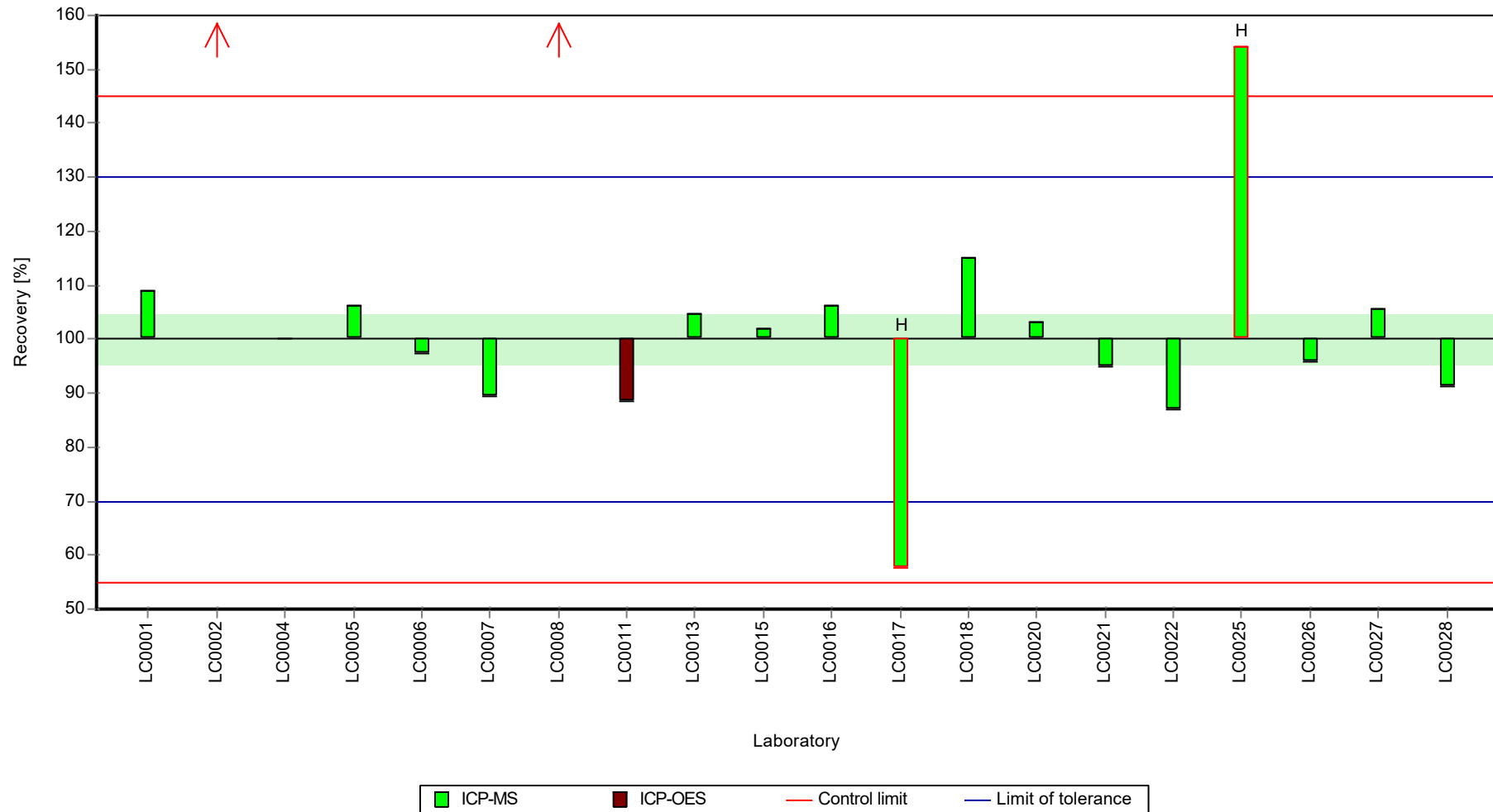
#### Characteristics of parameter

	all results	without outliers	Unit
Mean ± CI (99%)	1.57 ± 1.16	1.13 ± 0.0688	µg/l
Minimum	0.65	0.982	µg/l
Maximum	8.78	1.3	µg/l
Standard deviation	1.73	0.0917	µg/l
rel. standard deviation	110	8.15	%
n	20	16	-

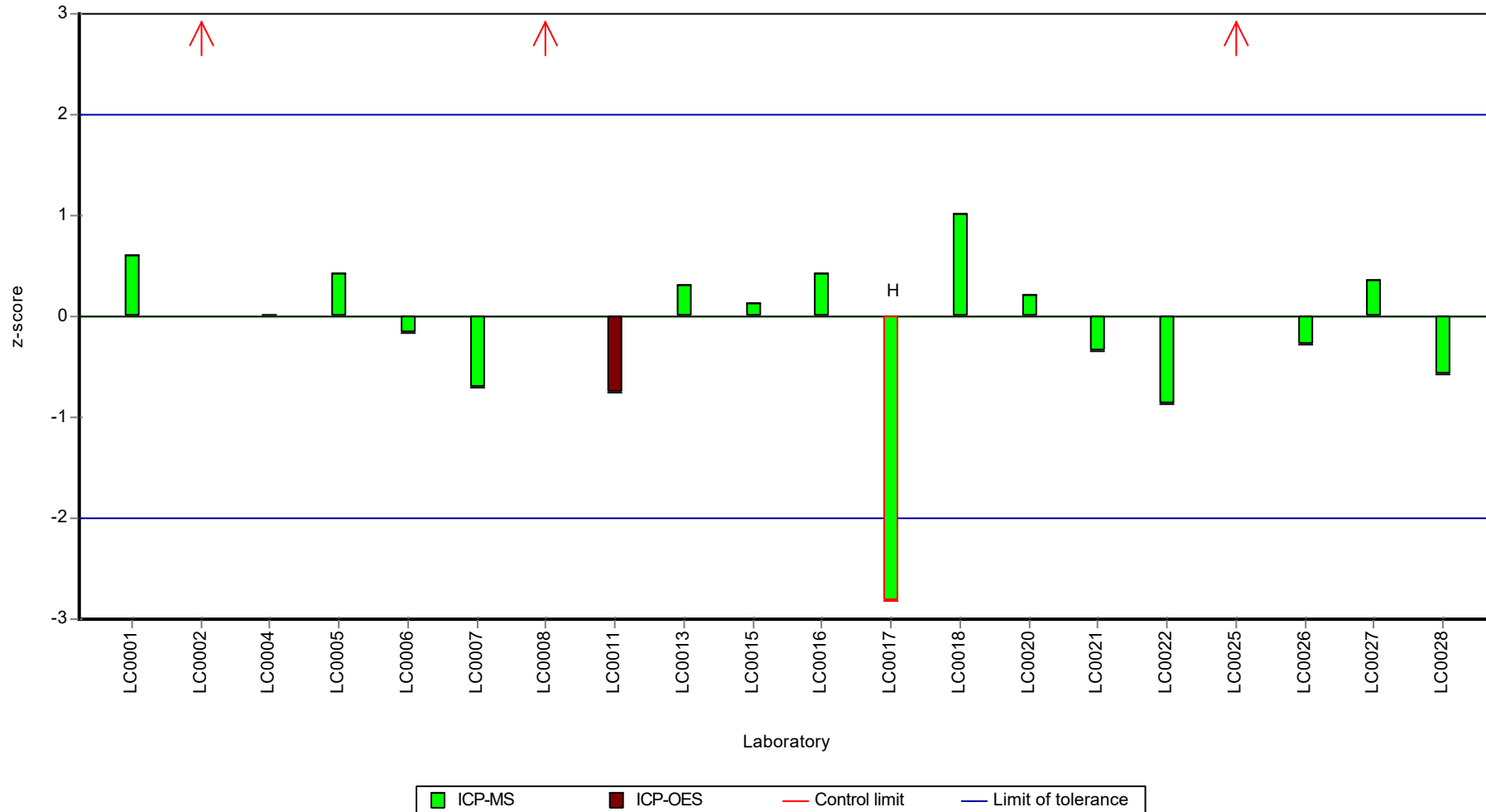
Graphical presentation of results  
Results



Recovery rate



Z-score



## Parameter oriented report

### M155 B

#### Lead

Unit	µg/l
Assigned value ± U (k=2)	1.65 ± 0.0829
Criterion	0.248 (15 %)
Minimum - Maximum	1.31 - 2
Control test value ± U (k=2)	1.03 ± 0.155

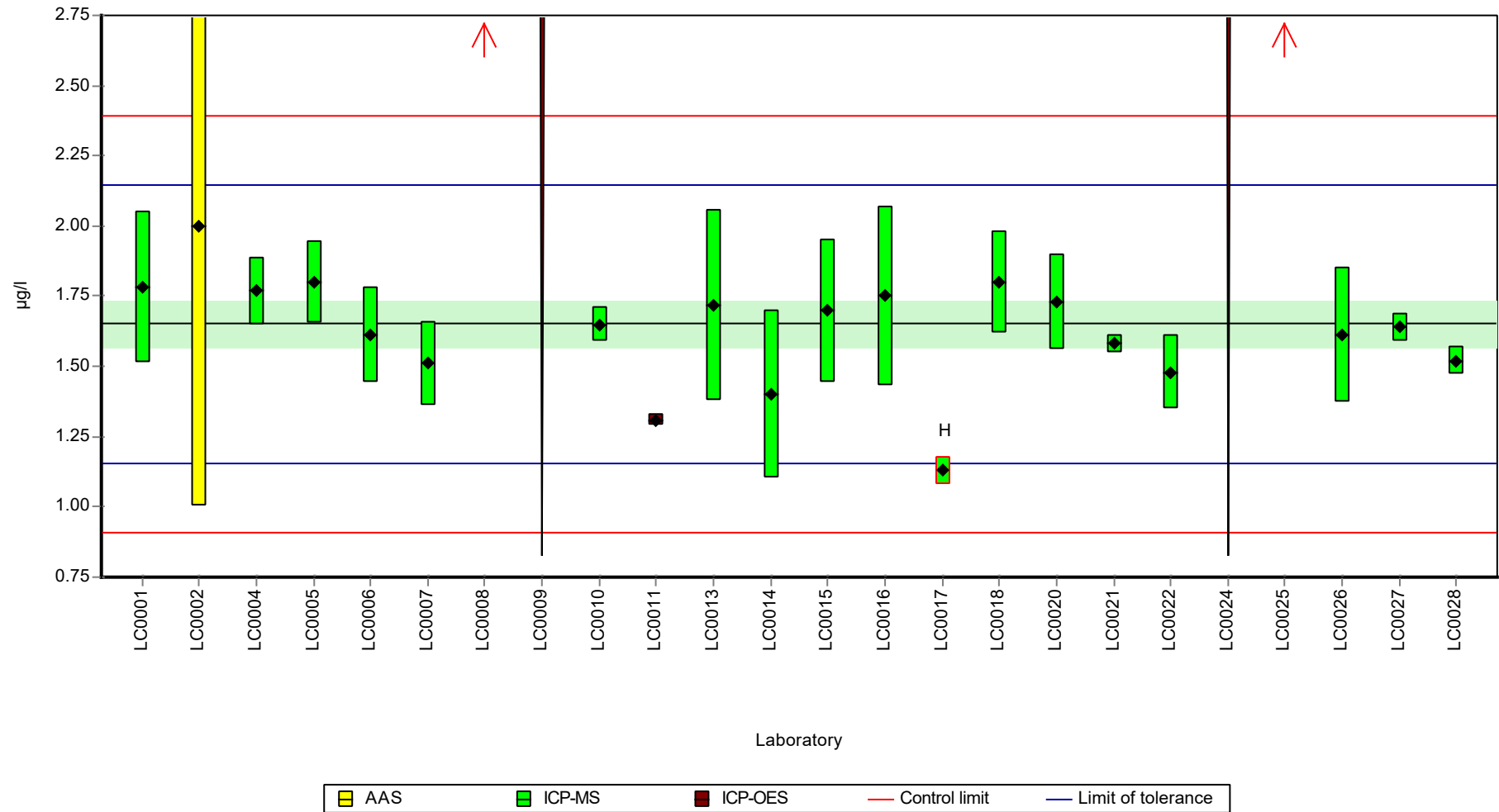
Labcode	Result	± U	Recovery [%]	z-score	Comments
LC0001	1.78	0.27	108	0.52	
LC0002	2	1	121	1.41	
LC0003	-	-	-	-	
LC0004	1.77	0.12	107	0.48	
LC0005	1.8	0.144	109	0.6	
LC0006	1.61	0.17	97.5	-0.17	
LC0007	1.51	0.151	91.4	-0.57	
LC0008	7.06	0.02	427	21.8	H
LC0009	< 5 (LOQ)	-	-	-	
LC0010	1.65	0.06	99.9	-0.01	
LC0011	1.31	0.021	79.3	-1.38	
LC0012	-	-	-	-	
LC0013	1.72	0.34	104	0.28	
LC0014	1.4	0.3	84.8	-1.02	
LC0015	1.7	0.255	103	0.19	
LC0016	1.75	0.32	106	0.4	
LC0017	1.13	0.05	68.4	-2.11	H
LC0018	1.8	0.18	109	0.6	
LC0019	-	-	-	-	
LC0020	1.731	0.17	105	0.32	
LC0021	1.58	0.03	95.7	-0.29	
LC0022	1.48	0.13	89.6	-0.69	
LC0023	-	-	-	-	
LC0024	< 6 (LOQ)	-	-	-	
LC0025	3.01	0.01	182	5.48	H
LC0026	1.61	0.24	97.5	-0.17	
LC0027	1.64	0.051	99.3	-0.05	
LC0028	1.52	0.05	92	-0.53	

#### Characteristics of parameter

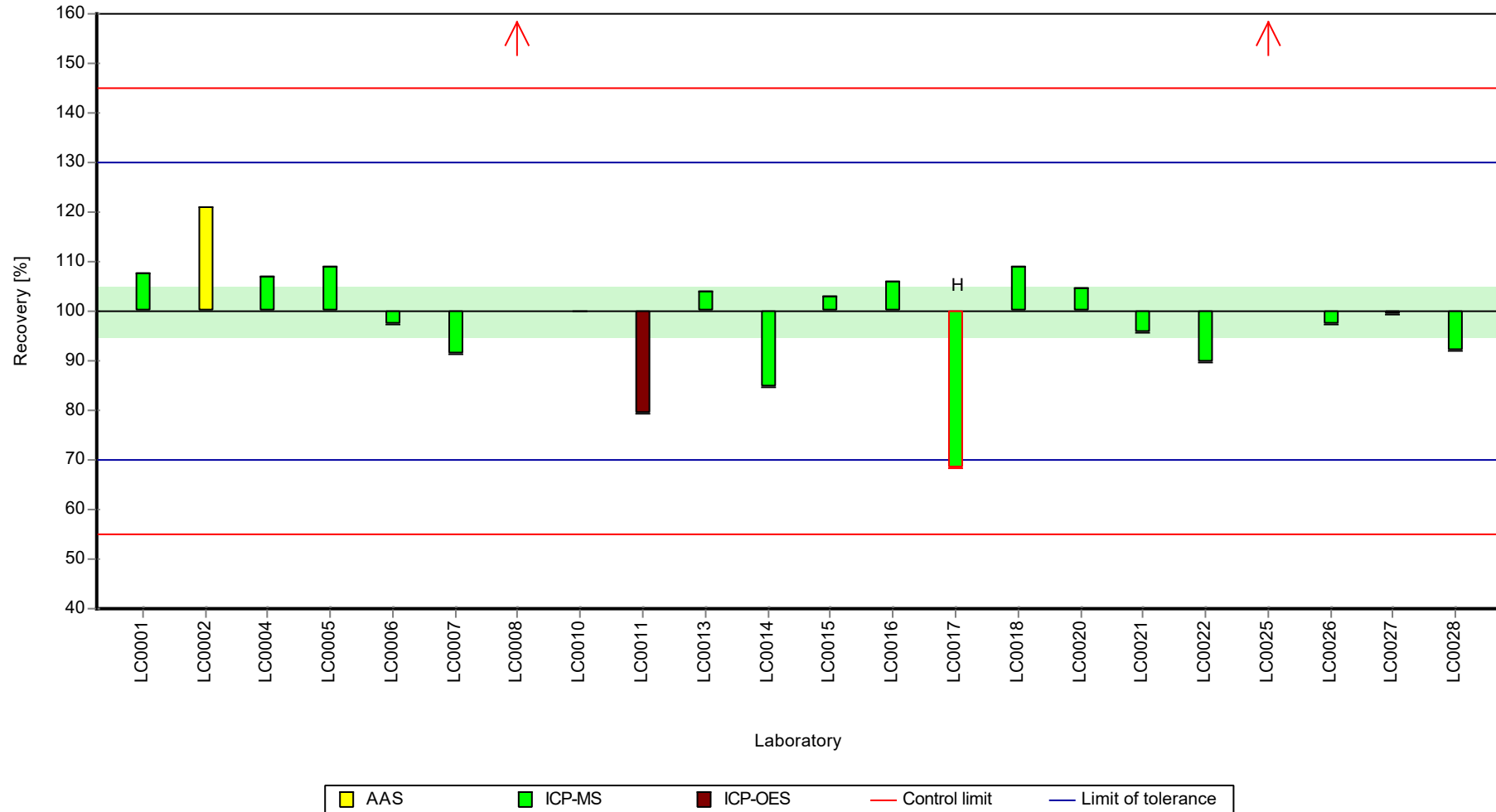
	all results	without outliers	Unit
Mean ± CI (99%)	1.93 ± 0.766	1.65 ± 0.112	µg/l
Minimum	1.13	1.31	µg/l
Maximum	7.06	2	µg/l
Standard deviation	1.2	0.162	µg/l
rel. standard deviation	61.9	9.84	%
n	22	19	-

Graphical presentation of results

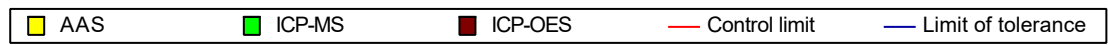
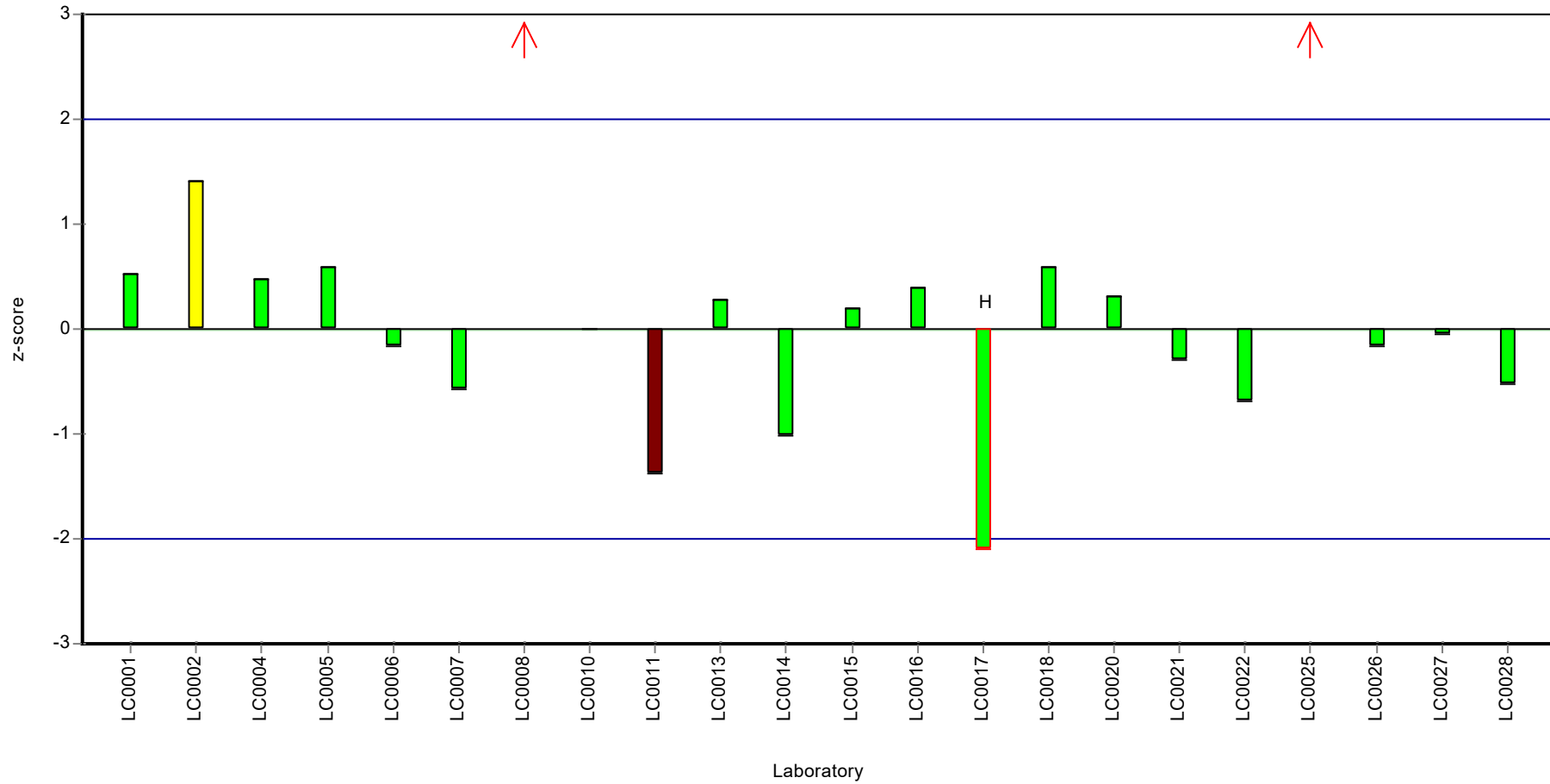
Results



Recovery rate



Z-score





## Parameter oriented report

### M155 A

#### Manganese

Unit	µg/l
Assigned value ± U (k=2)	10.9 ± 0.296
Criterion	0.786 (7.2 %)
Minimum - Maximum	9.63 - 12
Control test value ± U (k=2)	8.48 ± 0.848

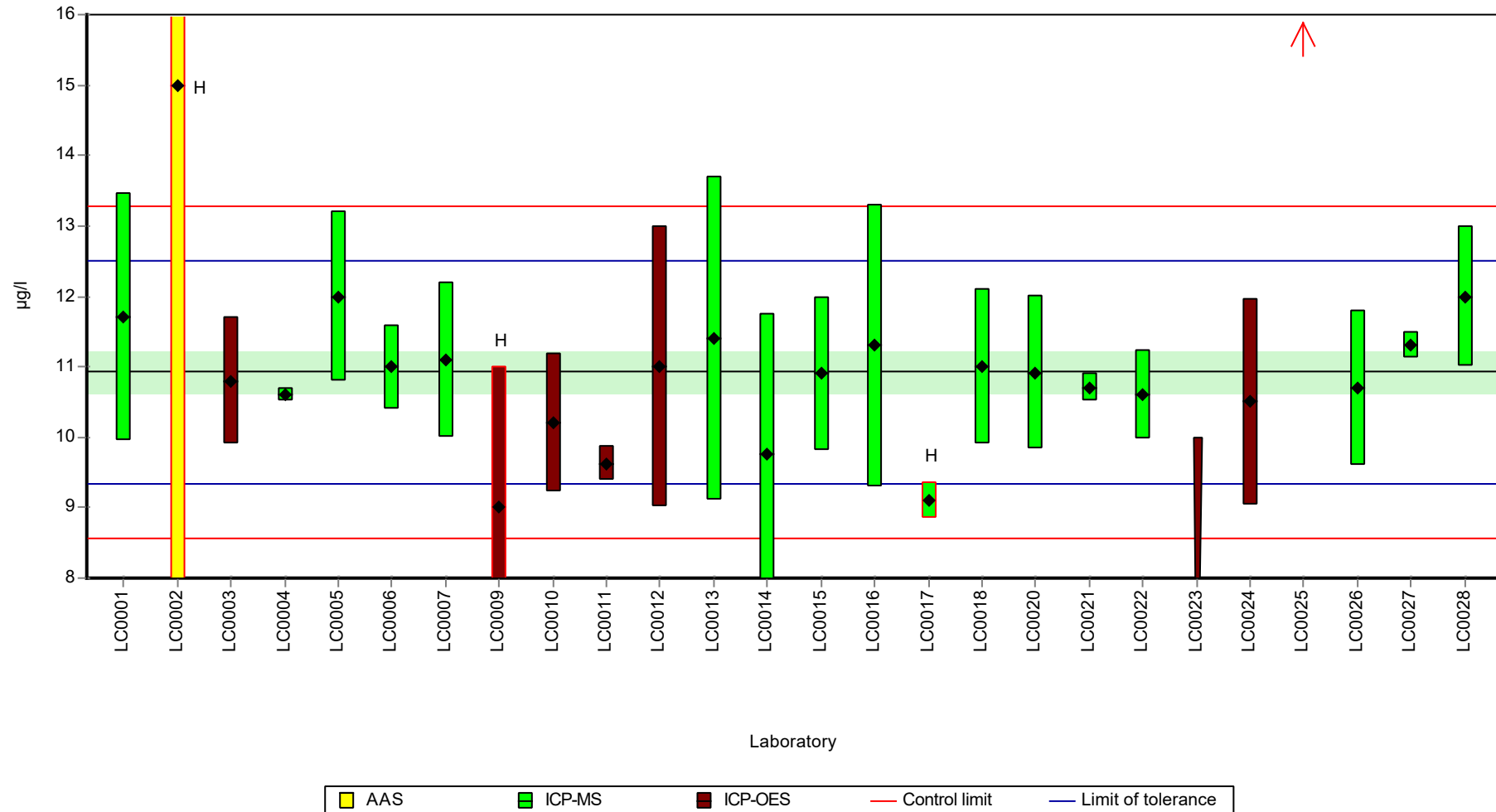
Labcode	Result	± U	Recovery [%]	z-score	Comments
LC0001	11.7	1.76	107	0.99	
LC0002	15	15	137	5.19	H
LC0003	10.8	0.9	98.9	-0.15	
LC0004	10.6	0.1	97.1	-0.41	
LC0005	12	1.2	110	1.37	
LC0006	11	0.6	101	0.1	
LC0007	11.1	1.11	102	0.23	
LC0008	-	-	-	-	
LC0009	9	2	82.4	-2.44	H
LC0010	10.2	0.98	93.4	-0.92	
LC0011	9.63	0.25	88.2	-1.64	
LC0012	11	2	101	0.1	
LC0013	11.4	2.3	104	0.61	
LC0014	9.75	2	89.3	-1.49	
LC0015	10.9	1.09	99.8	-0.03	
LC0016	11.3	2	103	0.48	
LC0017	9.1	0.26	83.3	-2.32	H
LC0018	11	1.1	101	0.1	
LC0019	-	-	-	-	
LC0020	10.92	1.1	100	0.00	
LC0021	10.7	0.2	98	-0.28	
LC0022	10.6	0.64	97.1	-0.41	
LC0023	< 10 (LOQ)	-	-	-	
LC0024	10.5	1.47	96.1	-0.54	
LC0025	45.3	0.2	415	43.7	H
LC0026	10.7	1.1	98	-0.28	
LC0027	11.3	0.191	103	0.48	
LC0028	12	1	110	1.37	

#### Characteristics of parameter

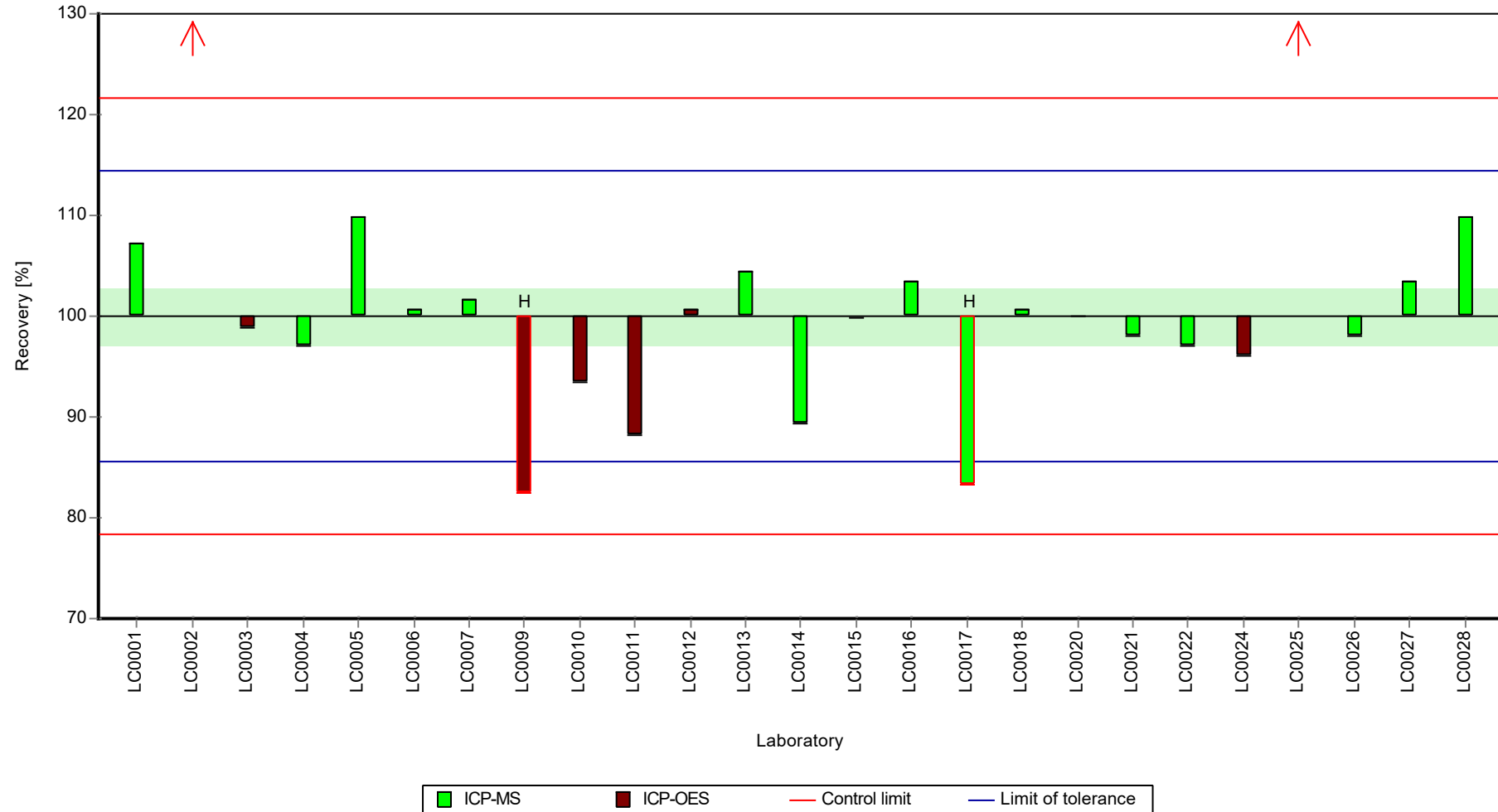
	all results	without outliers	Unit
Mean ± CI (99%)	12.3 ± 4.18	10.9 ± 0.402	µg/l
Minimum	9	9.63	µg/l
Maximum	45.3	12	µg/l
Standard deviation	6.97	0.615	µg/l
rel. standard deviation	56.7	5.63	%
n	25	21	-

Graphical presentation of results

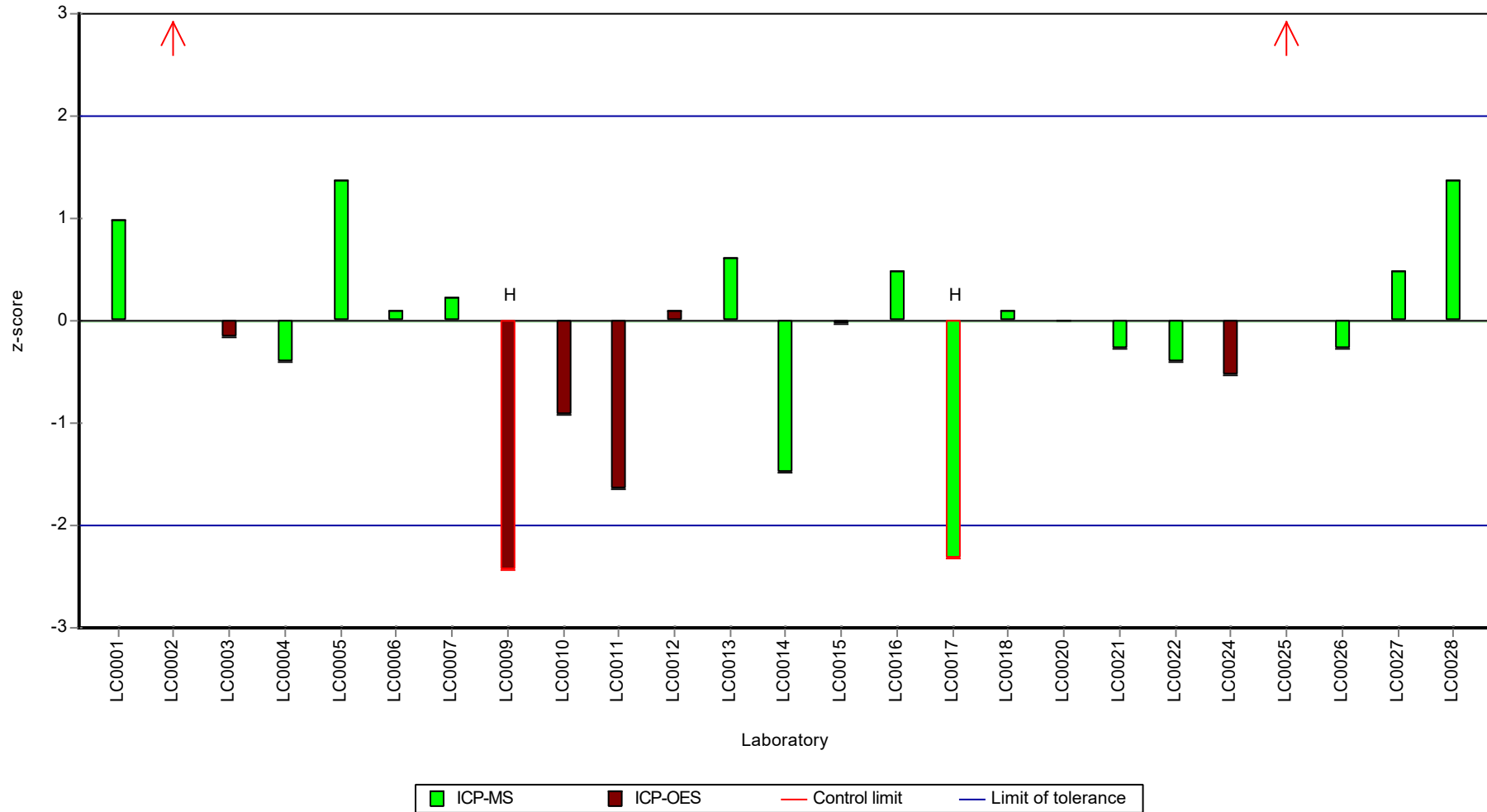
Results



Recovery rate



Z-score



## Parameter oriented report

### M155 B

#### Manganese

Unit	µg/l
Assigned value ± U (k=2)	26.4 ± 0.557
Criterion	1.9 (7.2 %)
Minimum - Maximum	23.6 - 28.4
Control test value ± U (k=2)	18.2 ± 1.82

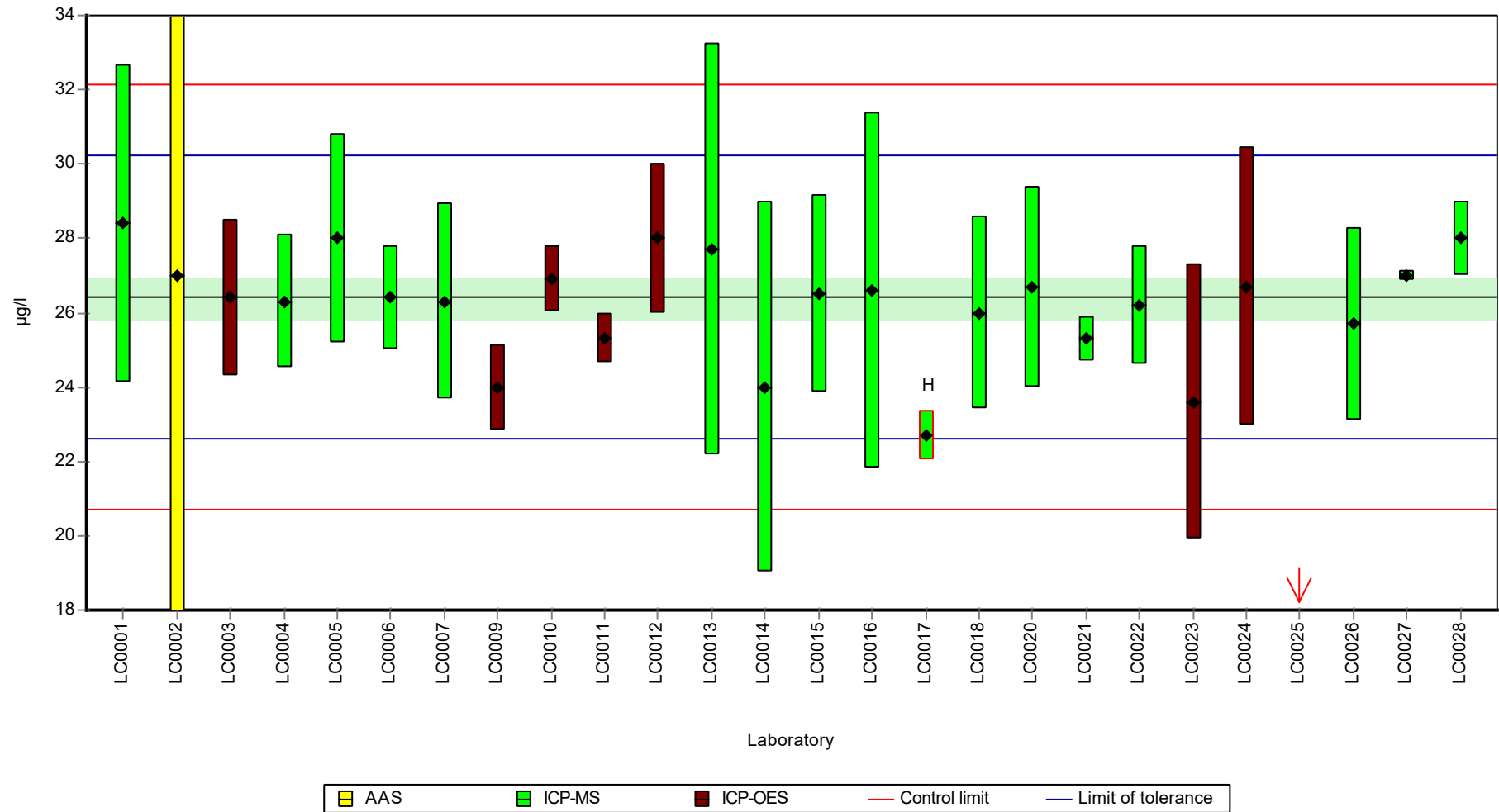
Labcode	Result	± U	Recovery [%]	z-score	Comments
LC0001	28.4	4.27	108	1.04	
LC0002	27	15	102	0.31	
LC0003	26.4	2.1	99.9	-0.01	
LC0004	26.3	1.8	99.6	-0.06	
LC0005	28	2.8	106	0.83	
LC0006	26.4	1.4	99.9	-0.01	
LC0007	26.3	2.63	99.6	-0.06	
LC0008	-	-	-	-	
LC0009	24	1.15	90.8	-1.27	
LC0010	26.9	0.89	102	0.25	
LC0011	25.3	0.66	95.8	-0.59	
LC0012	28	2	106	0.83	
LC0013	27.7	5.54	105	0.67	
LC0014	24	5	90.8	-1.27	
LC0015	26.5	2.65	100	0.04	
LC0016	26.6	4.8	101	0.1	
LC0017	22.7	0.68	85.9	-1.95	H
LC0018	26	2.6	98.4	-0.22	
LC0019	-	-	-	-	
LC0020	26.7	2.7	101	0.15	
LC0021	25.3	0.6	95.8	-0.59	
LC0022	26.2	1.6	99.2	-0.12	
LC0023	23.6	3.7	89.3	-1.48	
LC0024	26.7	3.74	101	0.15	
LC0025	13.51	0.07	51.1	-6.79	H
LC0026	25.7	2.6	97.3	-0.38	
LC0027	27	0.129	102	0.31	
LC0028	28	1	106	0.83	

#### Characteristics of parameter

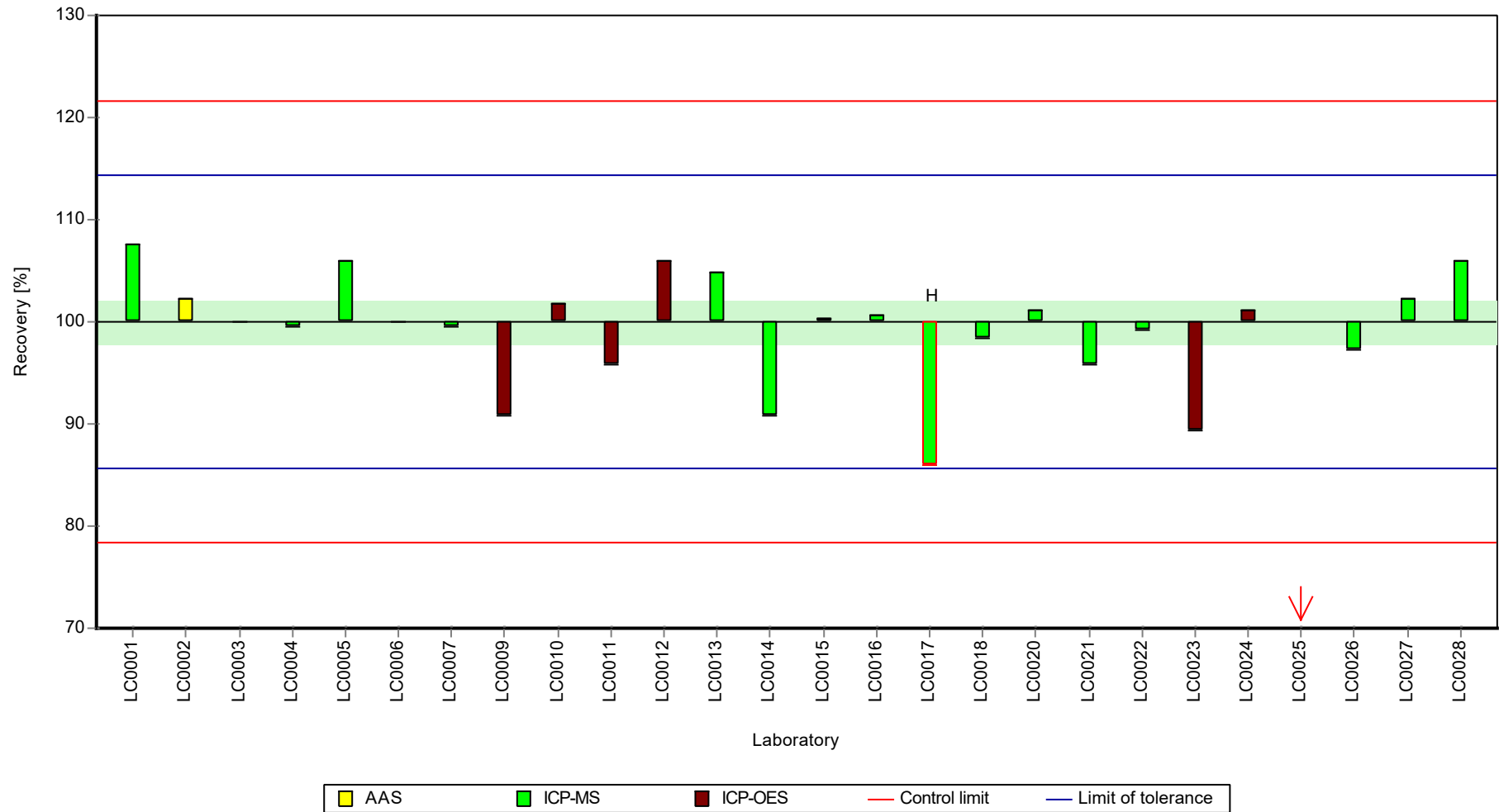
	all results	without outliers	Unit
Mean ± CI (99%)	25.7 ± 1.69	26.4 ± 0.777	µg/l
Minimum	13.5	23.6	µg/l
Maximum	28.4	28.4	µg/l
Standard deviation	2.87	1.27	µg/l
rel. standard deviation	11.1	4.81	%
n	26	24	-

Graphical presentation of results

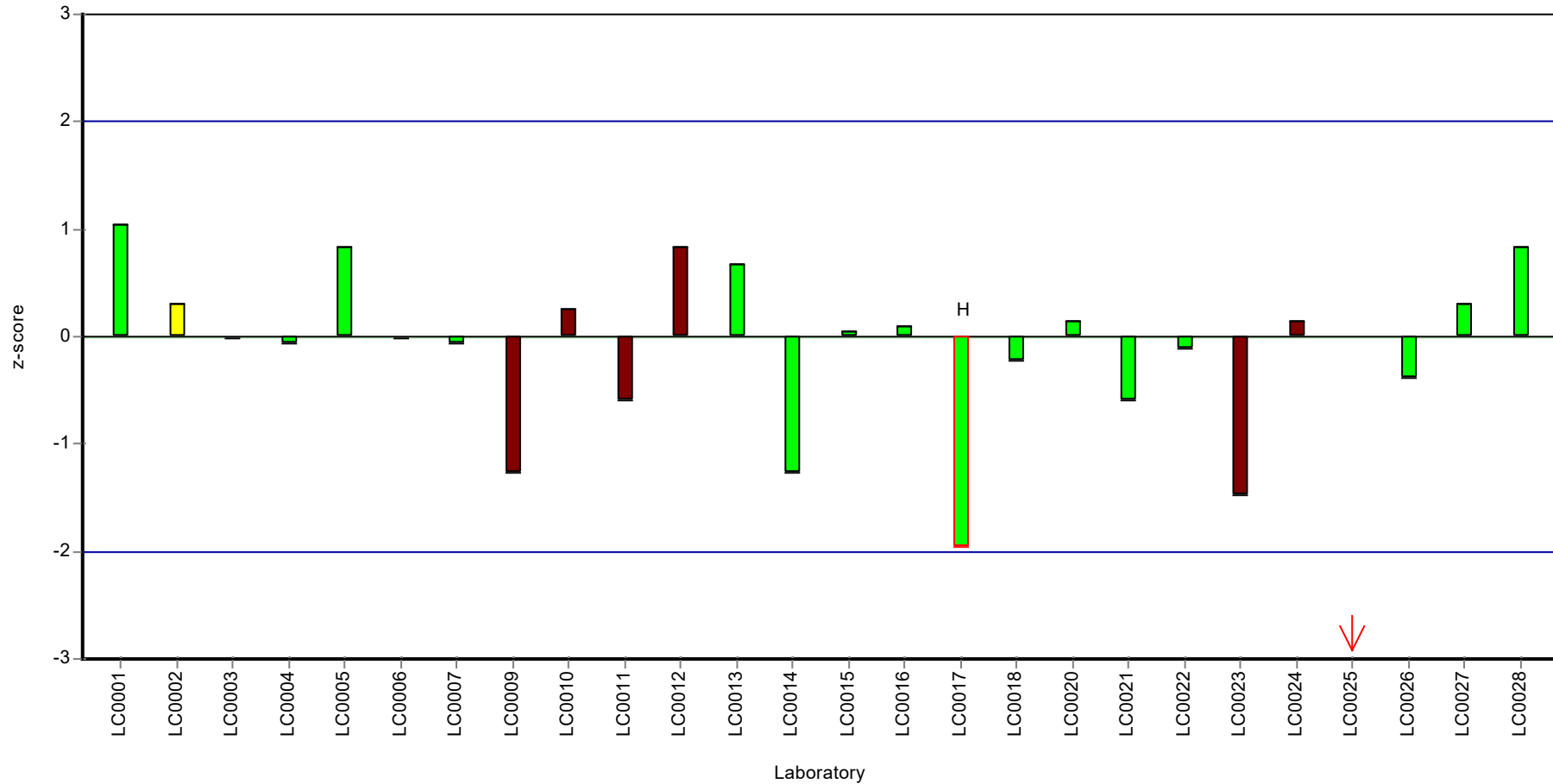
Results



Recovery rate



Z-score





## Parameter oriented report

### M155 A Hg

#### Mercury

Unit	µg/l
Assigned value ± U (k=2)	1.18 ± 0.0572
Criterion	0.165 (14 %)
Minimum - Maximum	0.942 - 1.52
Control test value ± U (k=2)	1.06 ± 0.0845

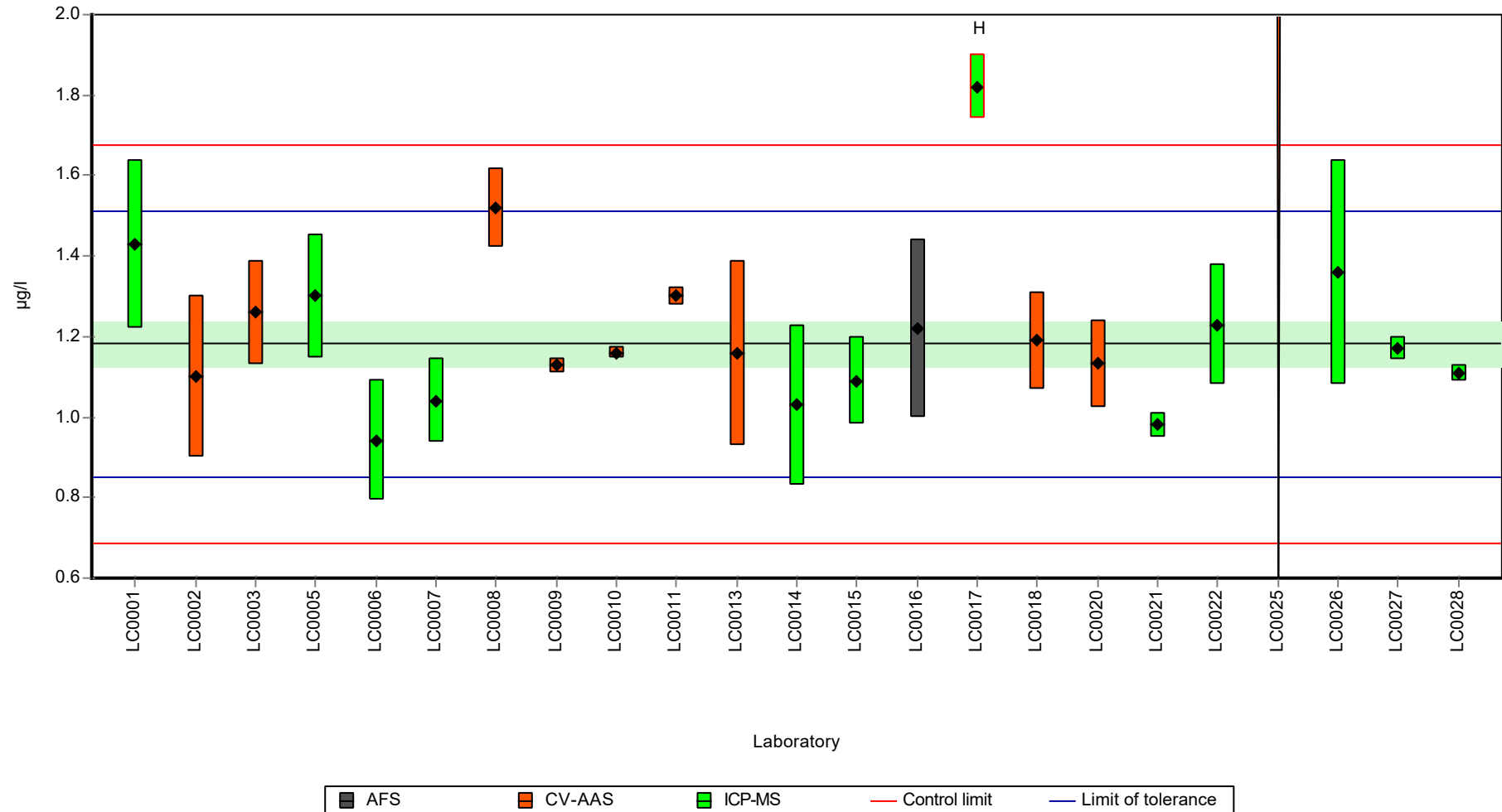
Labcode	Result	± U	Recovery [%]	z-score	Comments
LC0001	1.43	0.21	121	1.5	
LC0002	1.1	0.2	93.1	-0.49	
LC0003	1.26	0.13	107	0.48	
LC0004	-	-	-	-	
LC0005	1.3	0.156	110	0.72	
LC0006	0.942	0.15	79.7	-1.45	
LC0007	1.04	0.104	88	-0.85	
LC0008	1.52	0.1	129	2.05	
LC0009	1.128	0.02	95.5	-0.32	
LC0010	1.16	0.015	98.2	-0.13	
LC0011	1.3	0.023	110	0.72	
LC0012	-	-	-	-	
LC0013	1.16	0.23	98.2	-0.13	
LC0014	1.03	0.2	87.2	-0.91	
LC0015	1.09	0.109	92.3	-0.55	
LC0016	1.22	0.22	103	0.23	
LC0017	1.82	0.08	154	3.86	H
LC0018	1.19	0.12	101	0.05	
LC0019	-	-	-	-	
LC0020	1.132	0.11	95.8	-0.3	
LC0021	0.98	0.03	83	-1.22	
LC0022	1.23	0.15	104	0.29	
LC0023	-	-	-	-	
LC0024	-	-	-	-	
LC0025	< 5 (LOQ)	-	-	-	
LC0026	1.36	0.28	115	1.08	
LC0027	1.17	0.03	99	-0.07	
LC0028	1.11	0.02	94	-0.43	

#### Characteristics of parameter

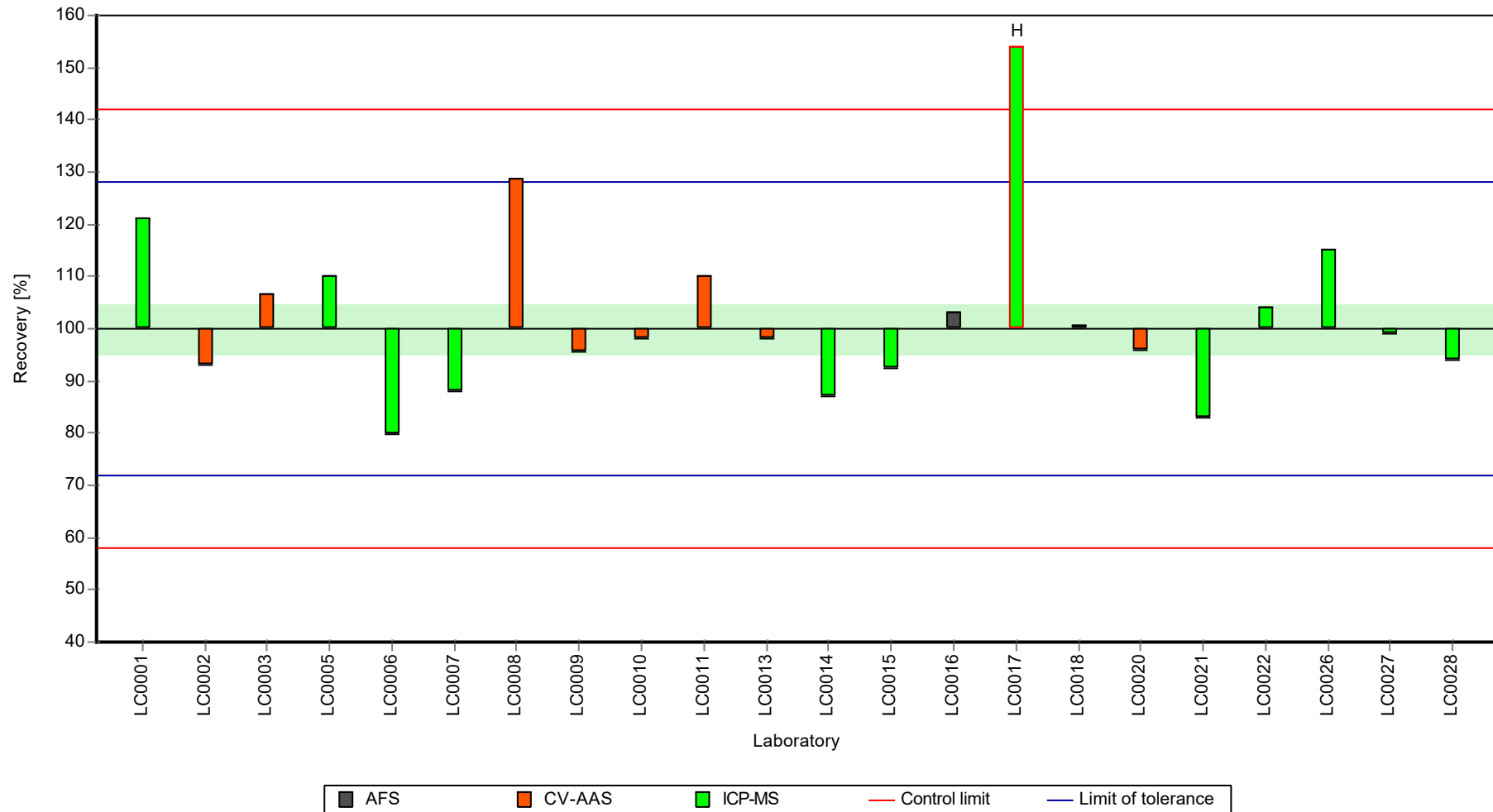
	all results	without outliers	Unit
Mean ± CI (99%)	1.21 ± 0.125	1.18 ± 0.0942	µg/l
Minimum	0.942	0.942	µg/l
Maximum	1.82	1.52	µg/l
Standard deviation	0.195	0.144	µg/l
rel. standard deviation	16.1	12.2	%
n	22	21	-

Graphical presentation of results

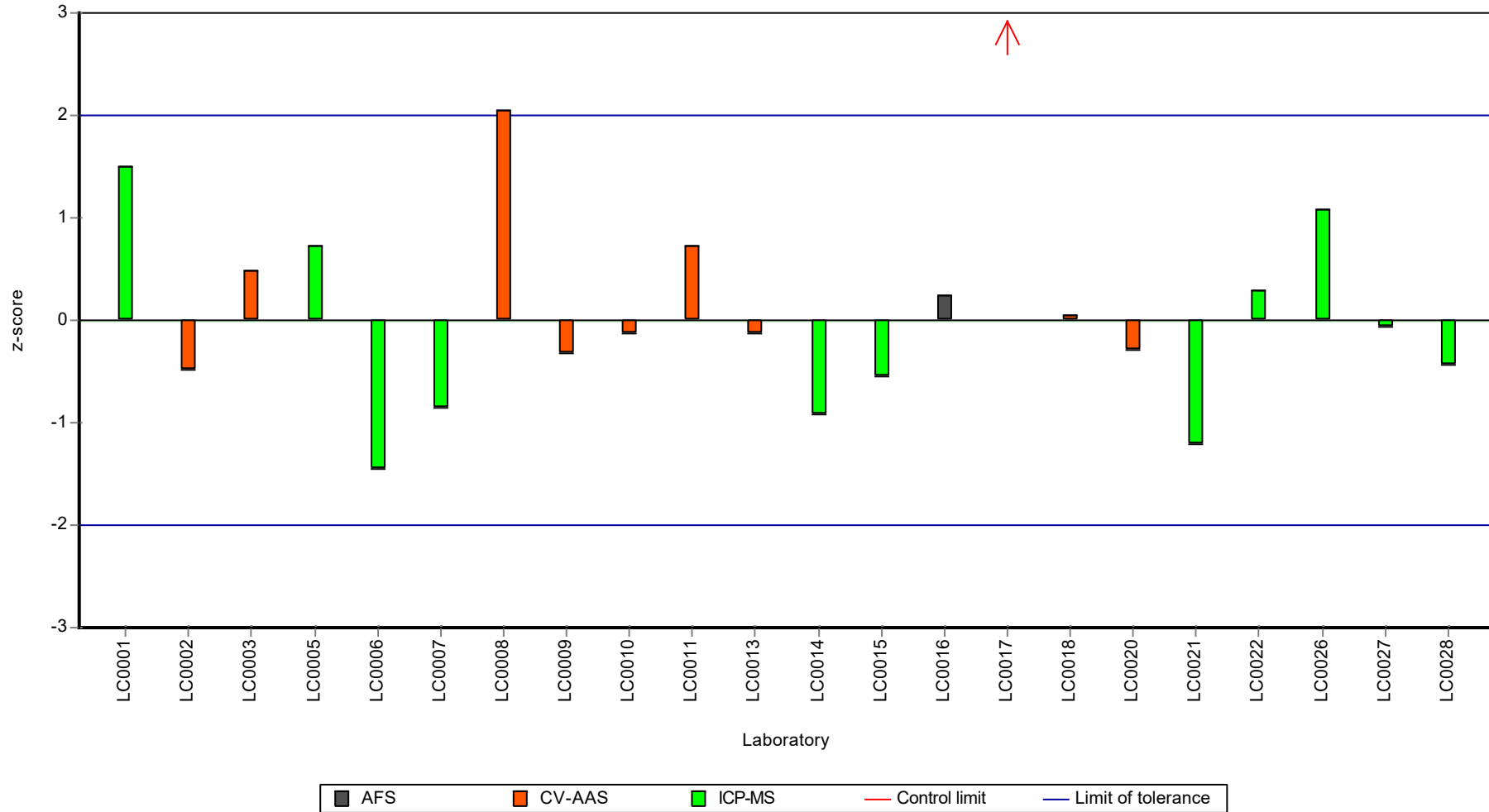
Results



Recovery rate



Z-score



## Parameter oriented report

### M155 B Hg

#### Mercury

Unit	µg/l
Assigned value ± U (k=2)	1.71 ± 0.0977
Criterion	0.239 (14 %)
Minimum - Maximum	1.39 - 2.29
Control test value ± U (k=2)	1.58 ± 0.126

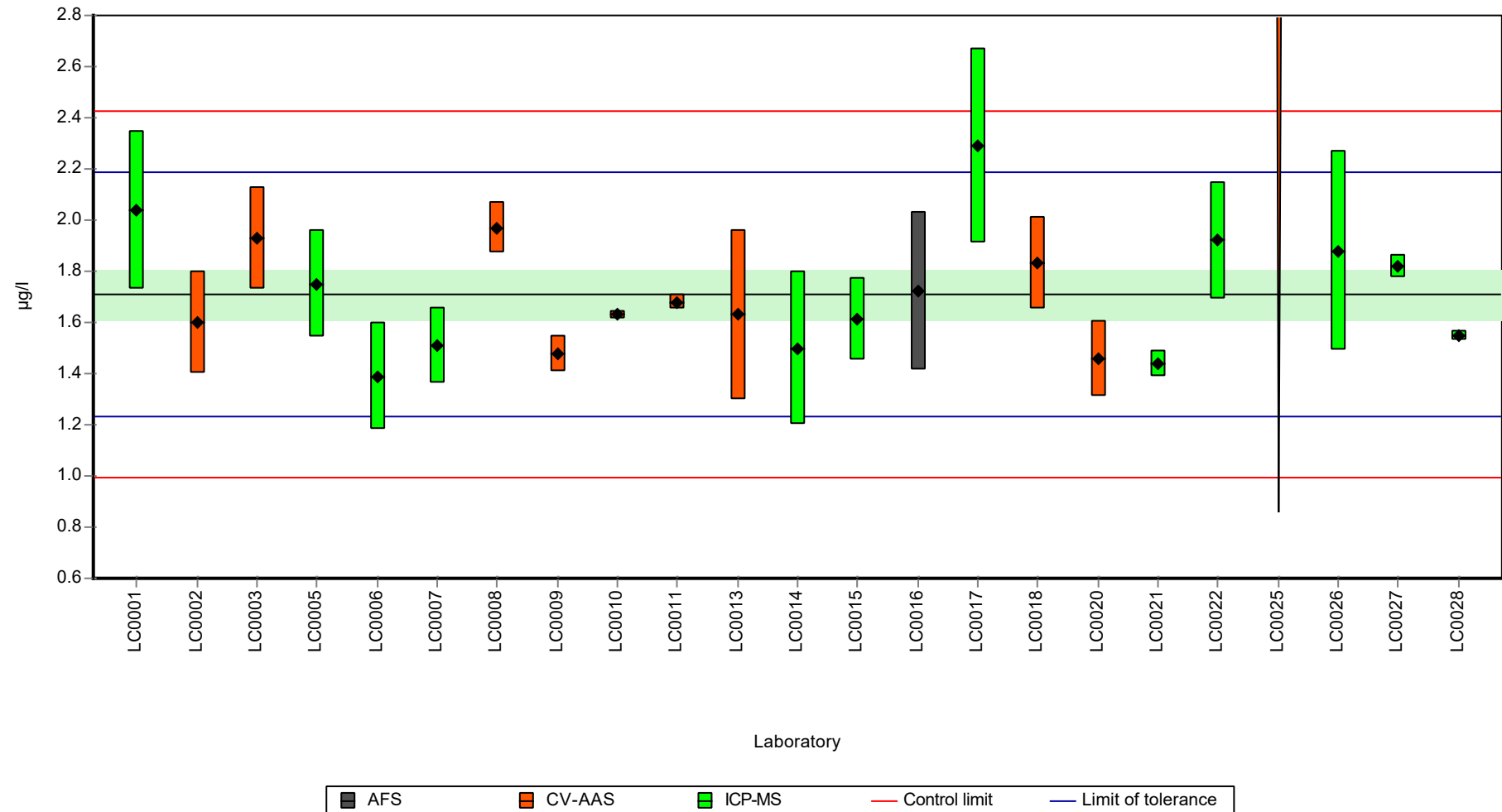
Labcode	Result	± U	Recovery [%]	z-score	Comments
LC0001	2.04	0.31	119	1.38	
LC0002	1.6	0.2	93.6	-0.46	
LC0003	1.93	0.2	113	0.92	
LC0004	-	-	-	-	
LC0005	1.75	0.21	102	0.17	
LC0006	1.39	0.21	81.3	-1.34	
LC0007	1.51	0.151	88.3	-0.84	
LC0008	1.97	0.1	115	1.09	
LC0009	1.476	0.07	86.3	-0.98	
LC0010	1.63	0.015	95.3	-0.34	
LC0011	1.68	0.03	98.2	-0.13	
LC0012	-	-	-	-	
LC0013	1.63	0.33	95.3	-0.34	
LC0014	1.5	0.3	87.7	-0.88	
LC0015	1.61	0.161	94.1	-0.42	
LC0016	1.72	0.31	101	0.04	
LC0017	2.29	0.38	134	2.42	
LC0018	1.83	0.18	107	0.5	
LC0019	-	-	-	-	
LC0020	1.458	0.15	85.3	-1.05	
LC0021	1.44	0.05	84.2	-1.13	
LC0022	1.92	0.23	112	0.88	
LC0023	-	-	-	-	
LC0024	-	-	-	-	
LC0025	< 5 (LOQ)	-	-	-	
LC0026	1.88	0.39	110	0.71	
LC0027	1.82	0.047	106	0.46	
LC0028	1.55	0.02	90.6	-0.67	

#### Characteristics of parameter

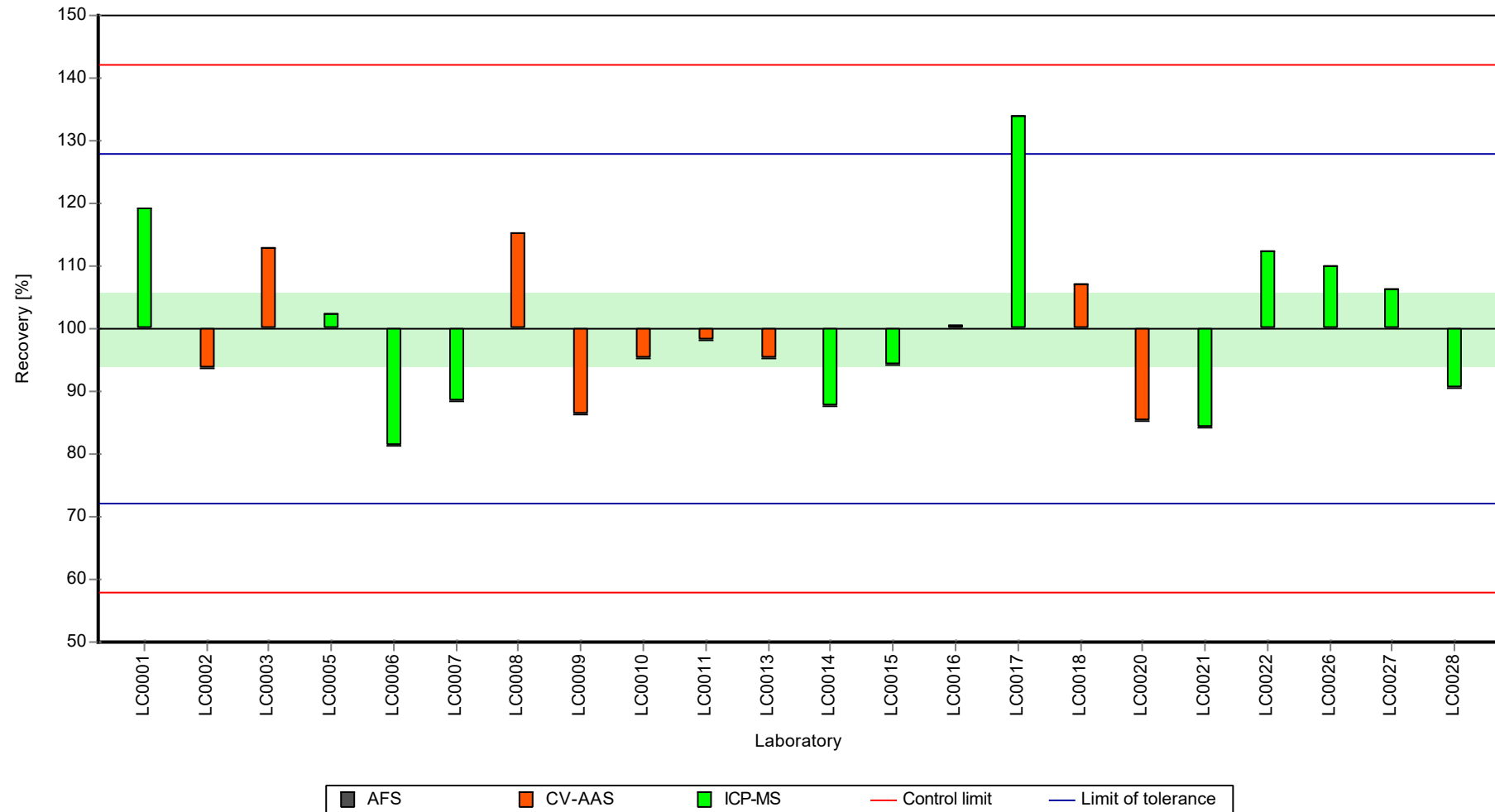
	all results	without outliers	Unit
Mean ± CI (99%)	1.71 ± 0.146	1.71 ± 0.146	µg/l
Minimum	1.39	1.39	µg/l
Maximum	2.29	2.29	µg/l
Standard deviation	0.229	0.229	µg/l
rel. standard deviation	13.4	13.4	%
n	22	22	-

Graphical presentation of results

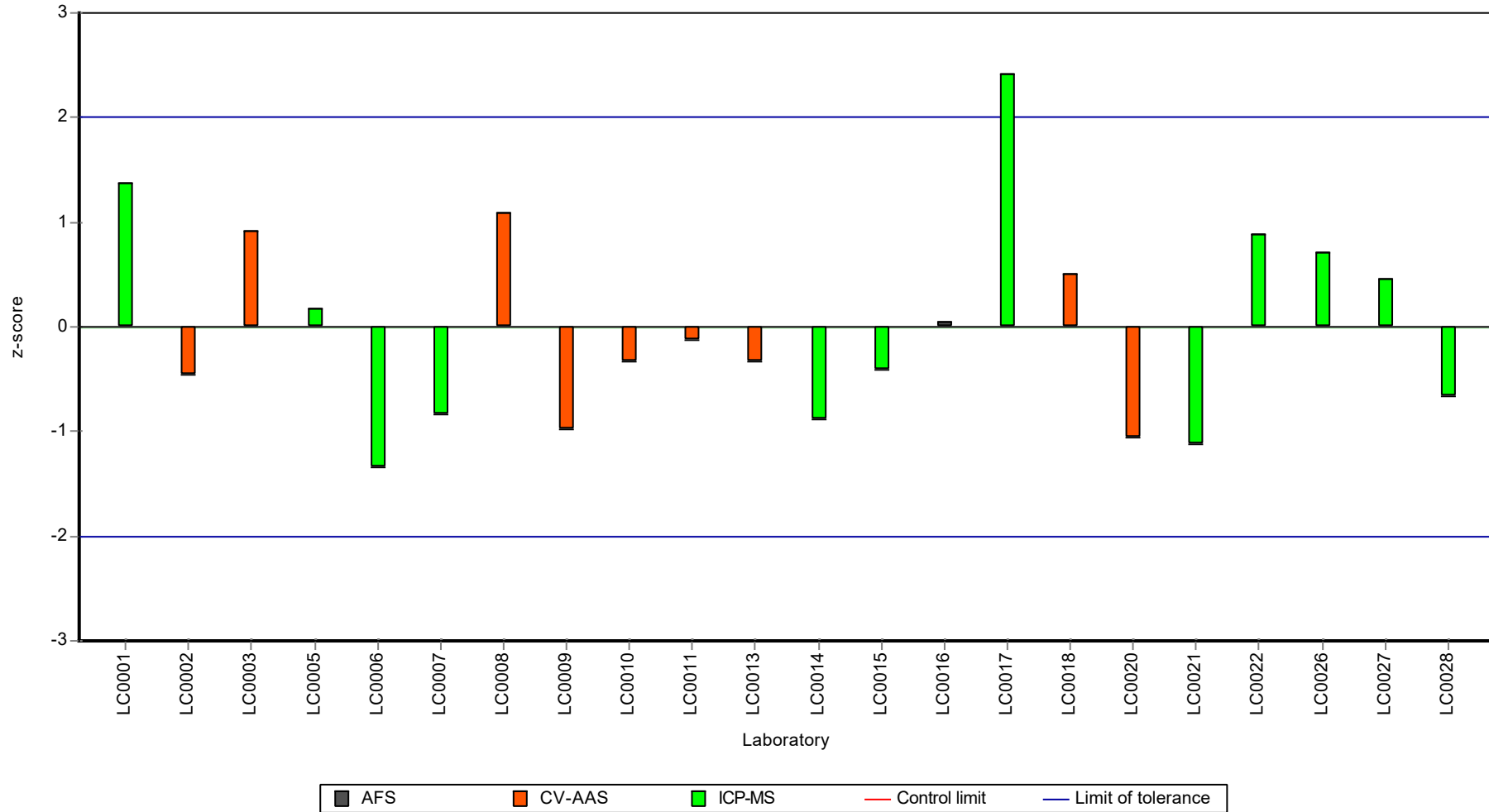
Results



Recovery rate



Z-score





## Parameter oriented report

### M155 A

#### Nickel

Unit	µg/l
Assigned value ± U (k=2)	5.13 ± 0.195
Criterion	0.616 (12 %)
Minimum - Maximum	4.15 - 6.1
Control test value ± U (k=2)	3.55 ± 0.426

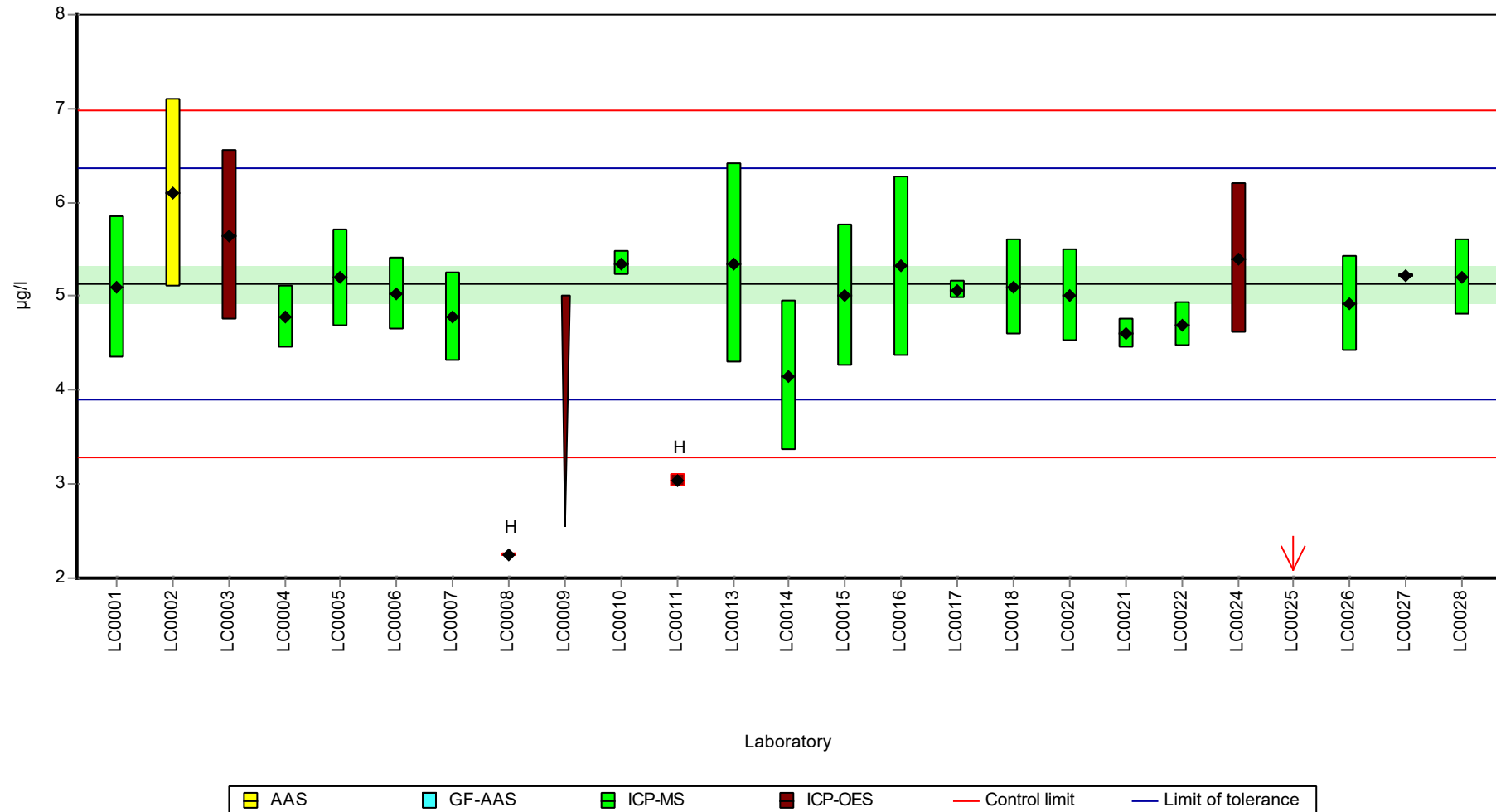
Labcode	Result	± U	Recovery [%]	z-score	Comments
LC0001	5.1	0.76	99.4	-0.05	
LC0002	6.1	1	119	1.57	
LC0003	5.65	0.9	110	0.84	
LC0004	4.78	0.33	93.2	-0.57	
LC0005	5.2	0.52	101	0.11	
LC0006	5.03	0.39	98	-0.16	
LC0007	4.78	0.48	93.2	-0.57	
LC0008	2.24	0.02	43.7	-4.7	H
LC0009	< 5 (LOQ)	-	-	-	
LC0010	5.35	0.13	104	0.35	
LC0011	3.04	0.073	59.2	-3.4	H
LC0012	-	-	-	-	
LC0013	5.35	1.07	104	0.35	
LC0014	4.15	0.8	80.9	-1.59	
LC0015	5.01	0.751	97.6	-0.2	
LC0016	5.32	0.96	104	0.31	
LC0017	5.07	0.09	98.8	-0.1	
LC0018	5.1	0.51	99.4	-0.05	
LC0019	-	-	-	-	
LC0020	5.01	0.5	97.6	-0.2	
LC0021	4.61	0.16	89.8	-0.85	
LC0022	4.7	0.24	91.6	-0.7	
LC0023	-	-	-	-	
LC0024	5.4	0.8	105	0.44	
LC0025	0.92	0.02	17.9	-6.84	H
LC0026	4.92	0.51	95.9	-0.34	
LC0027	5.22	0.025	102	0.14	
LC0028	5.2	0.4	101	0.11	

#### Characteristics of parameter

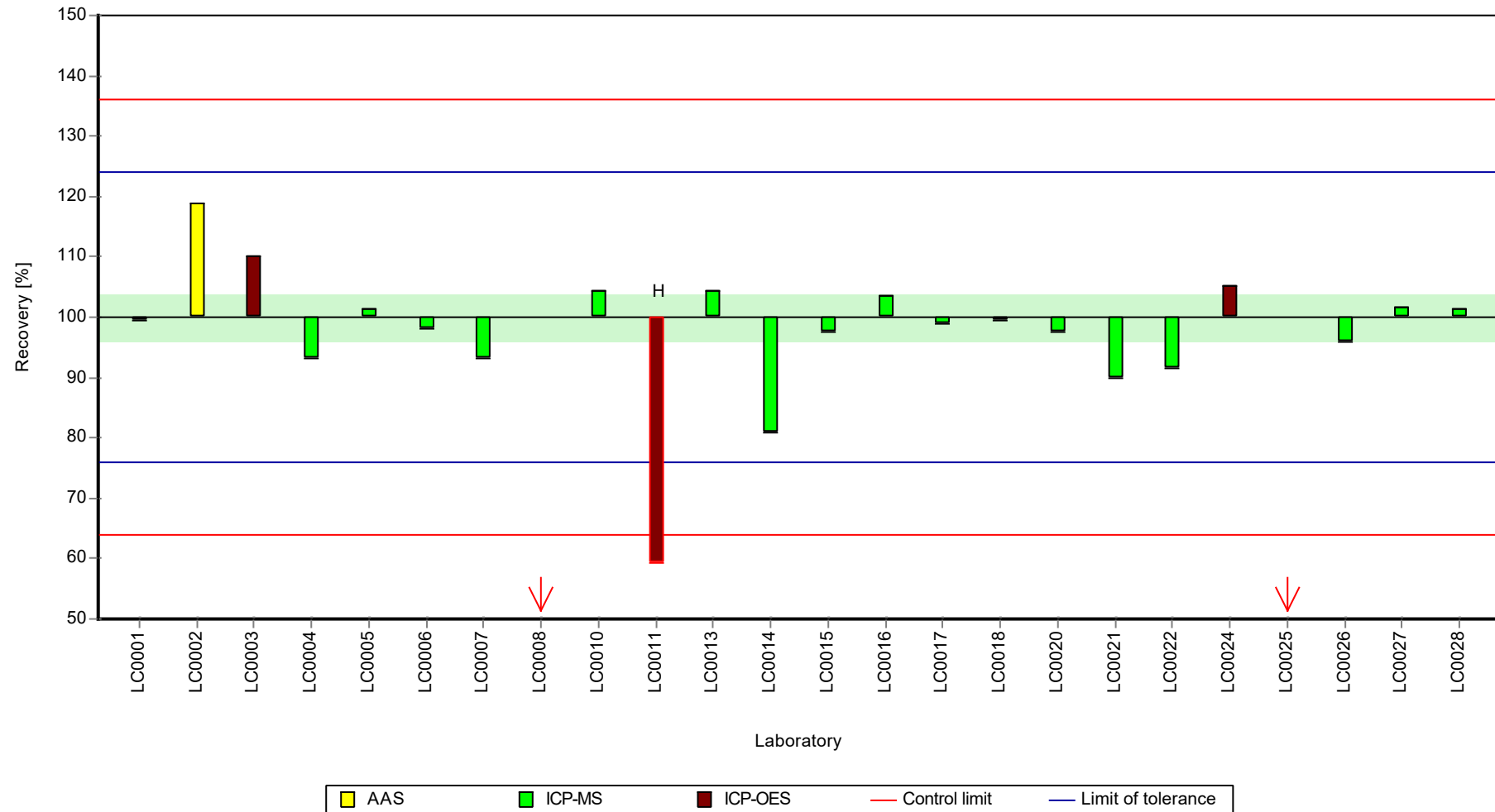
	all results	without outliers	Unit
Mean ± CI (99%)	4.72 ± 0.694	5.1 ± 0.26	µg/l
Minimum	0.92	4.15	µg/l
Maximum	6.1	6.1	µg/l
Standard deviation	1.13	0.398	µg/l
rel. standard deviation	24	7.8	%
n	24	21	-

Graphical presentation of results

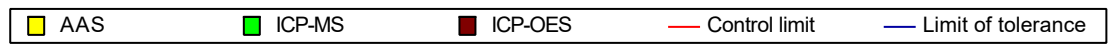
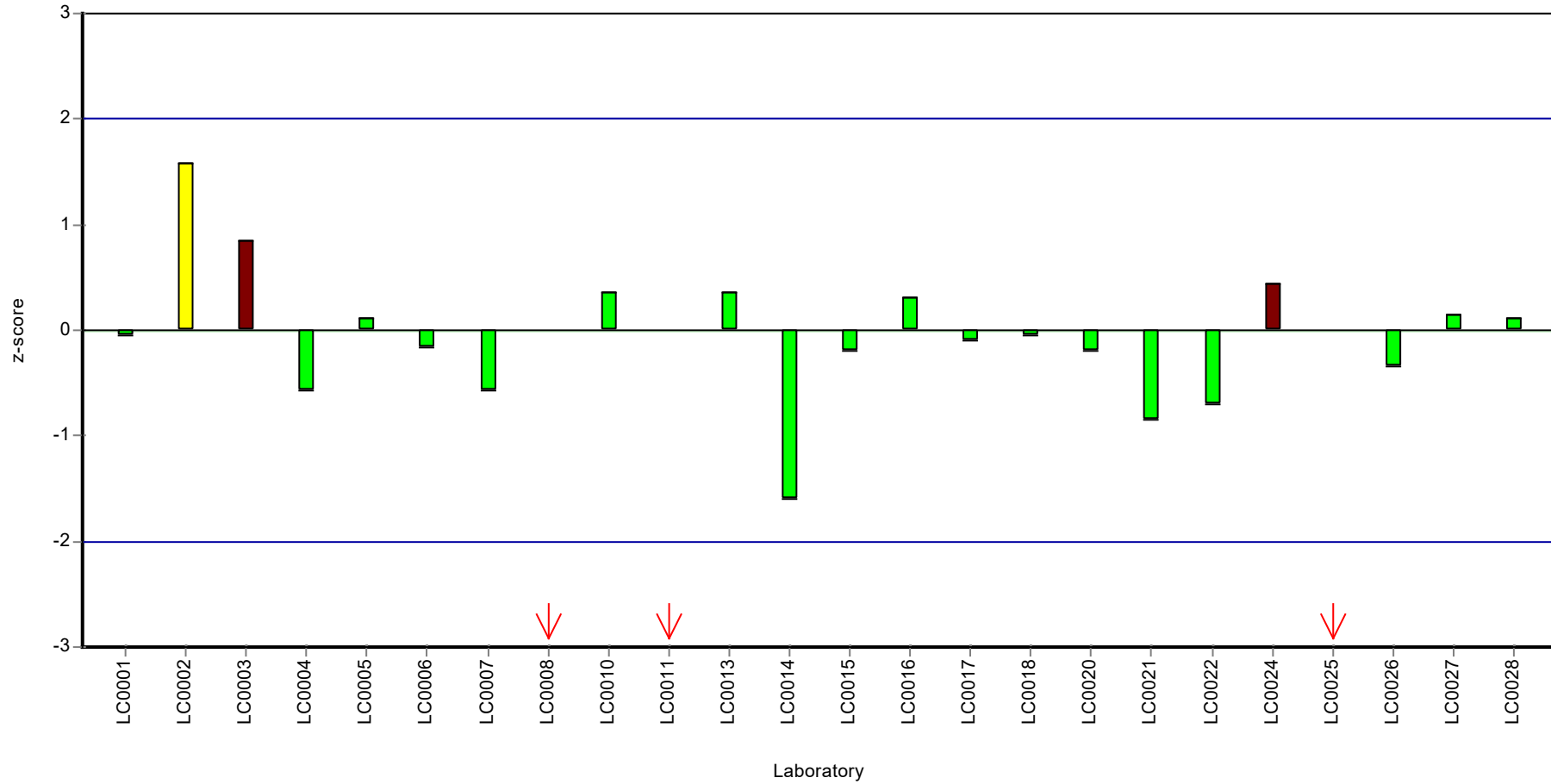
Results



Recovery rate



Z-score



## Parameter oriented report

### M155 B

#### Nickel

Unit	µg/l
Assigned value ± U (k=2)	19.4 ± 0.448
Criterion	2.32 (12 %)
Minimum - Maximum	17 - 20.7
Control test value ± U (k=2)	12.6 ± 1.51

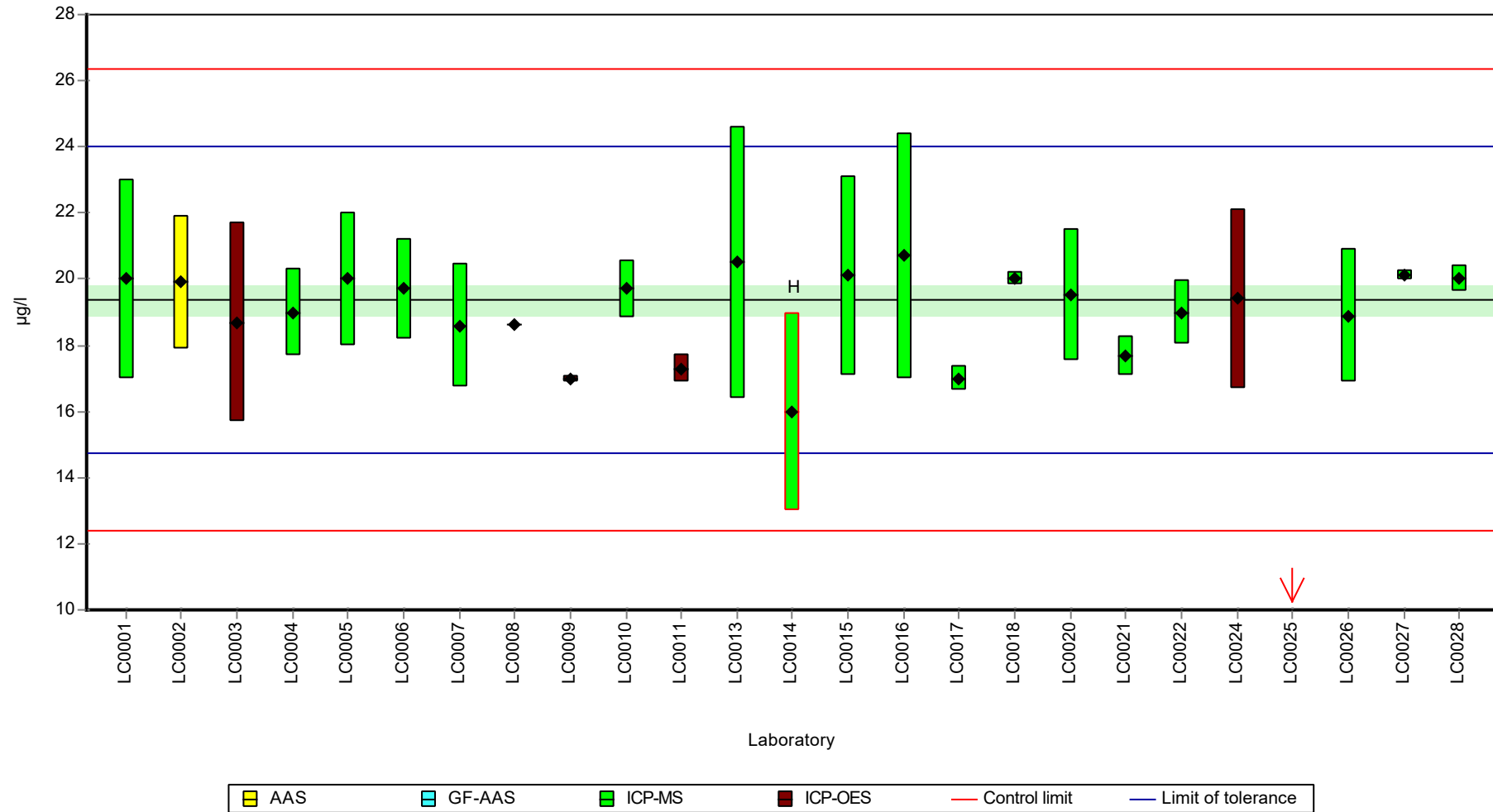
Labcode	Result	± U	Recovery [%]	z-score	Comments
LC0001	20	3	103	0.27	
LC0002	19.9	2	103	0.23	
LC0003	18.7	3	96.5	-0.29	
LC0004	19	1.3	98.1	-0.16	
LC0005	20	2	103	0.27	
LC0006	19.7	1.5	102	0.14	
LC0007	18.6	1.86	96	-0.33	
LC0008	18.62	0.02	96.1	-0.32	
LC0009	17	0.1	87.8	-1.02	
LC0010	19.7	0.89	102	0.14	
LC0011	17.3	0.42	89.3	-0.89	
LC0012	-	-	-	-	
LC0013	20.5	4.1	106	0.49	
LC0014	16	3	82.6	-1.45	H
LC0015	20.1	3.02	104	0.31	
LC0016	20.7	3.7	107	0.57	
LC0017	17	0.39	87.8	-1.02	
LC0018	20	0.2	103	0.27	
LC0019	-	-	-	-	
LC0020	19.54	2	101	0.07	
LC0021	17.7	0.6	91.4	-0.72	
LC0022	19	0.95	98.1	-0.16	
LC0023	-	-	-	-	
LC0024	19.4	2.7	100	0.01	
LC0025	3.7	0.02	19.1	-6.74	H
LC0026	18.9	2	97.6	-0.2	
LC0027	20.1	0.149	104	0.31	
LC0028	20	0.4	103	0.27	

#### Characteristics of parameter

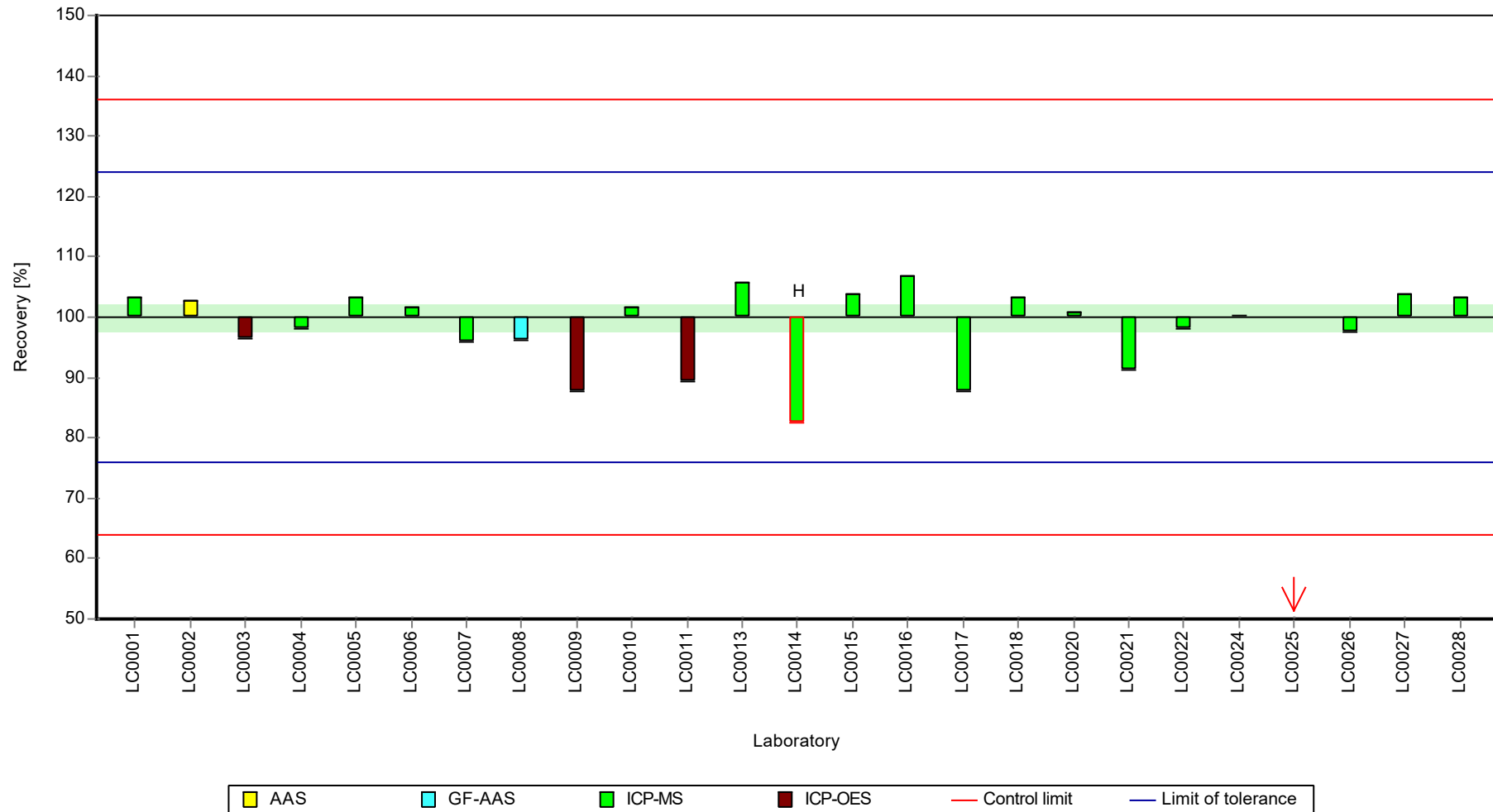
	all results	without outliers	Unit
Mean ± CI (99%)	18.4 ± 1.98	19.2 ± 0.679	µg/l
Minimum	3.7	17	µg/l
Maximum	20.7	20.7	µg/l
Standard deviation	3.31	1.09	µg/l
rel. standard deviation	17.9	5.66	%
n	25	23	-

Graphical presentation of results

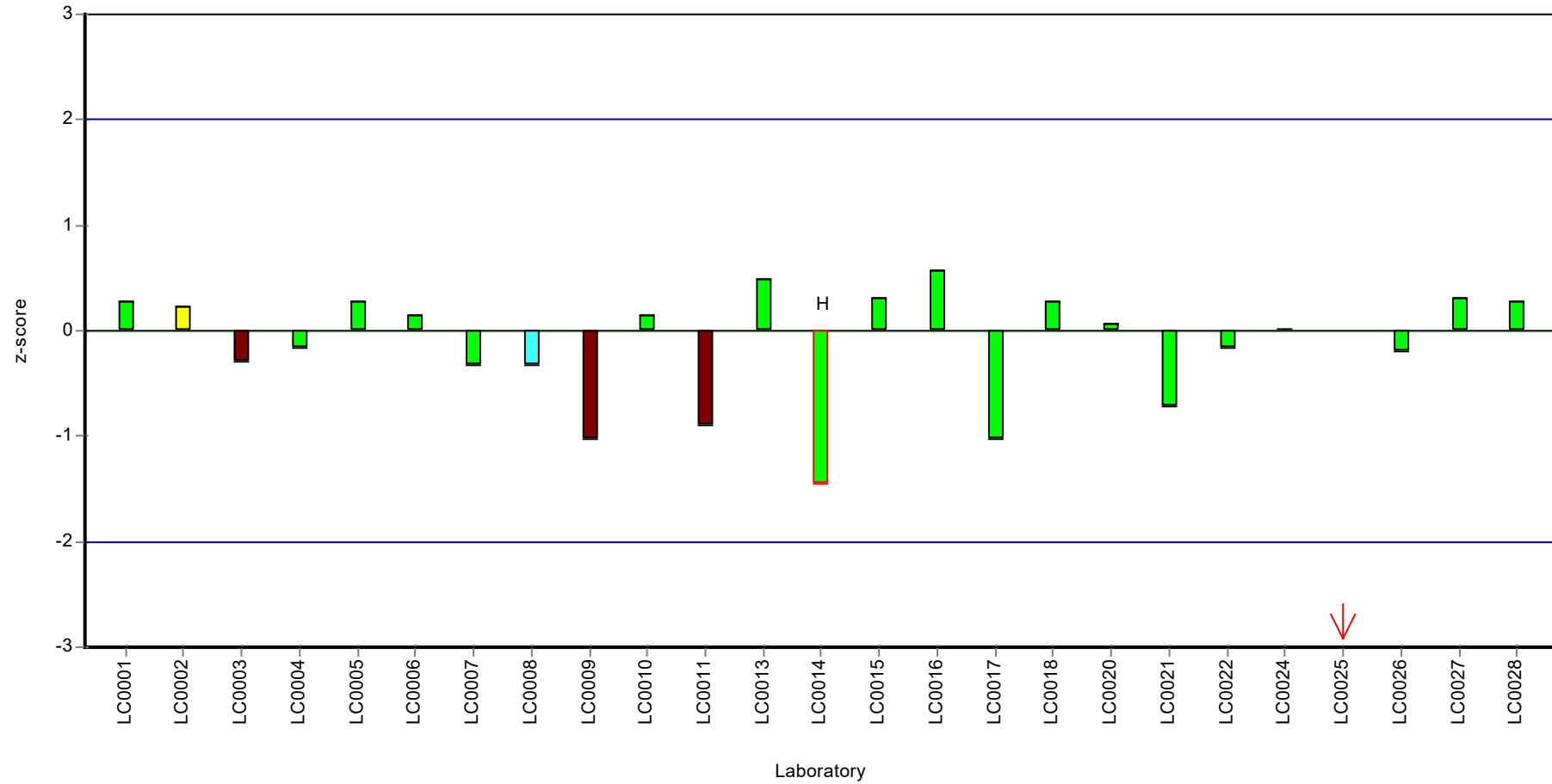
Results



Recovery rate



Z-score





## Parameter oriented report

### M155 A

#### Selenium

Unit	µg/l
Assigned value ± U (k=2)	4.01 ± 0.0697
Criterion	0.481 (12 %)
Minimum - Maximum	3.77 - 4.17
Control test value ± U (k=2)	5.12 ± 0.563

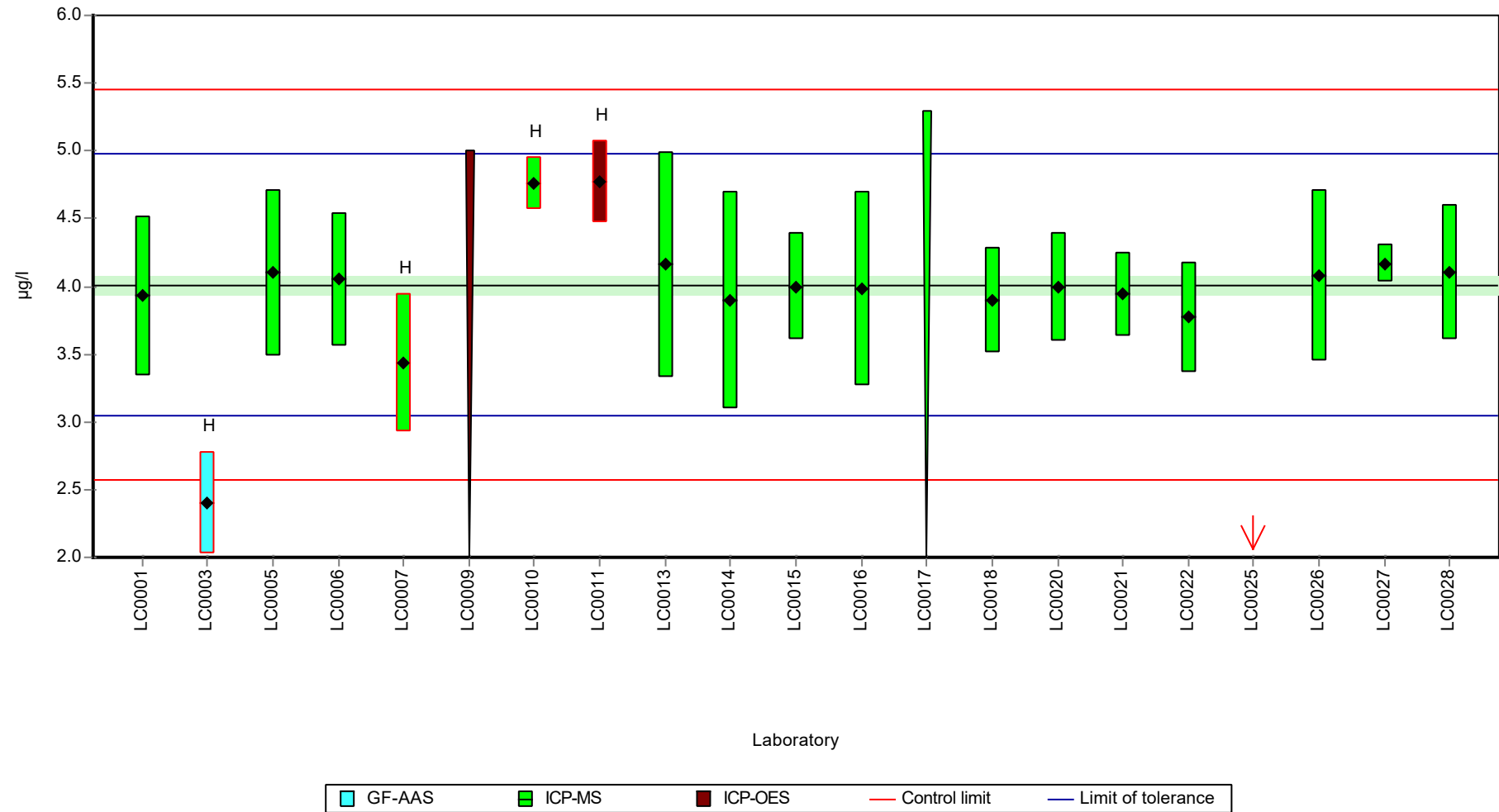
Labcode	Result	± U	Recovery [%]	z-score	Comments
LC0001	3.93	0.59	98	-0.17	
LC0002	-	-	-	-	
LC0003	2.4	0.38	59.8	-3.35	H
LC0004	-	-	-	-	
LC0005	4.1	0.615	102	0.18	
LC0006	4.05	0.49	101	0.08	
LC0007	3.44	0.51	85.8	-1.19	H
LC0008	-	-	-	-	
LC0009	< 5 (LOQ)	-	-	-	
LC0010	4.76	0.19	119	1.56	H
LC0011	4.77	0.3	119	1.58	H
LC0012	-	-	-	-	
LC0013	4.16	0.83	104	0.31	
LC0014	3.9	0.8	97.2	-0.23	
LC0015	4	0.4	99.7	-0.02	
LC0016	3.98	0.72	99.2	-0.06	
LC0017	< 5.3 (LOQ)	-	-	-	
LC0018	3.9	0.39	97.2	-0.23	
LC0019	-	-	-	-	
LC0020	3.991	0.4	99.5	-0.04	
LC0021	3.94	0.31	98.2	-0.15	
LC0022	3.77	0.41	94	-0.5	
LC0023	-	-	-	-	
LC0024	-	-	-	-	
LC0025	0.55	0.01	13.7	-7.19	H
LC0026	4.08	0.63	102	0.14	
LC0027	4.17	0.135	104	0.33	
LC0028	4.1	0.5	102	0.18	

#### Characteristics of parameter

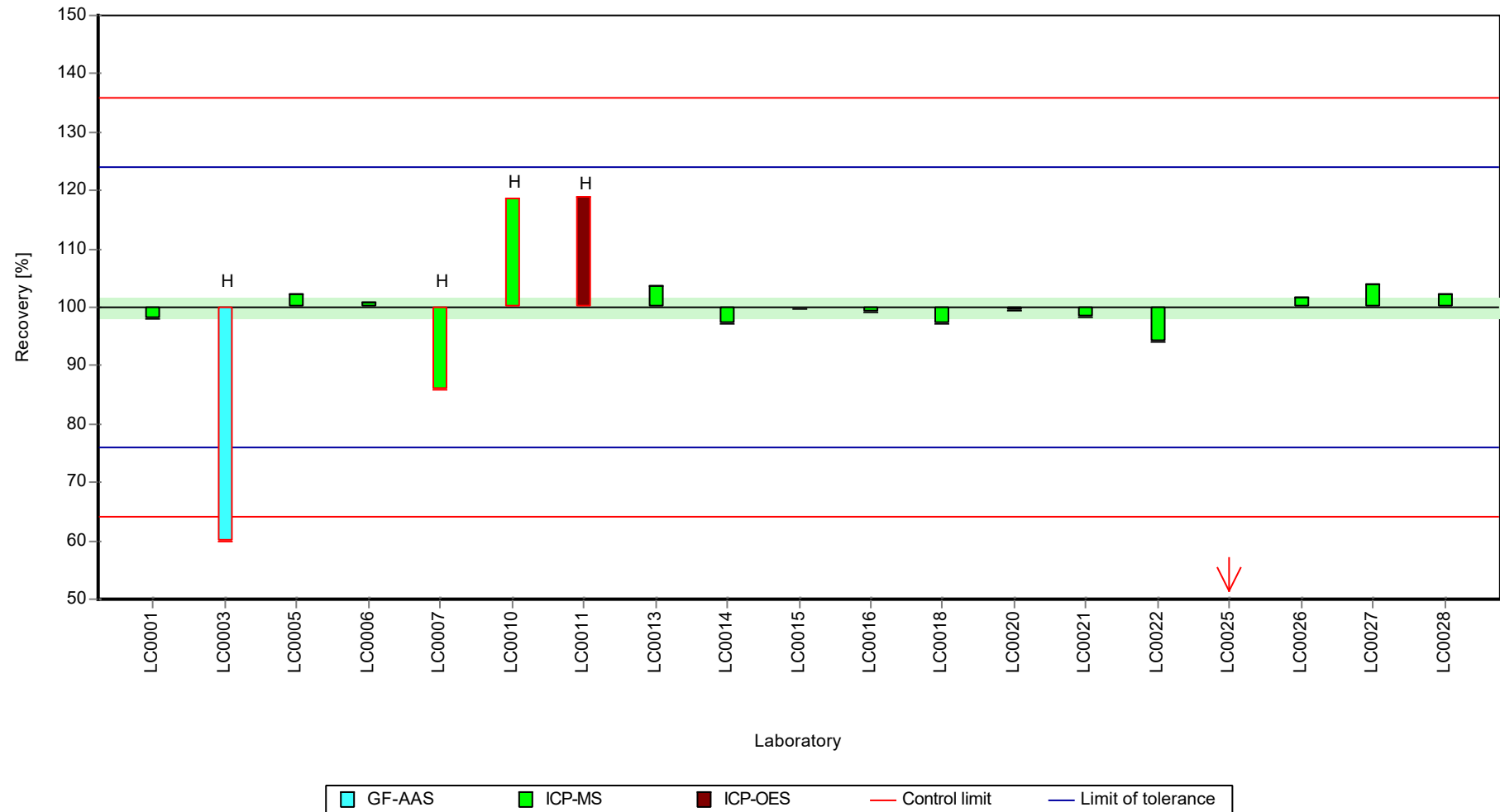
	all results	without outliers	Unit
Mean ± CI (99%)	3.79 ± 0.634	4.01 ± 0.0903	µg/l
Minimum	0.55	3.77	µg/l
Maximum	4.77	4.17	µg/l
Standard deviation	0.921	0.113	µg/l
rel. standard deviation	24.3	2.81	%
n	19	14	-

Graphical presentation of results

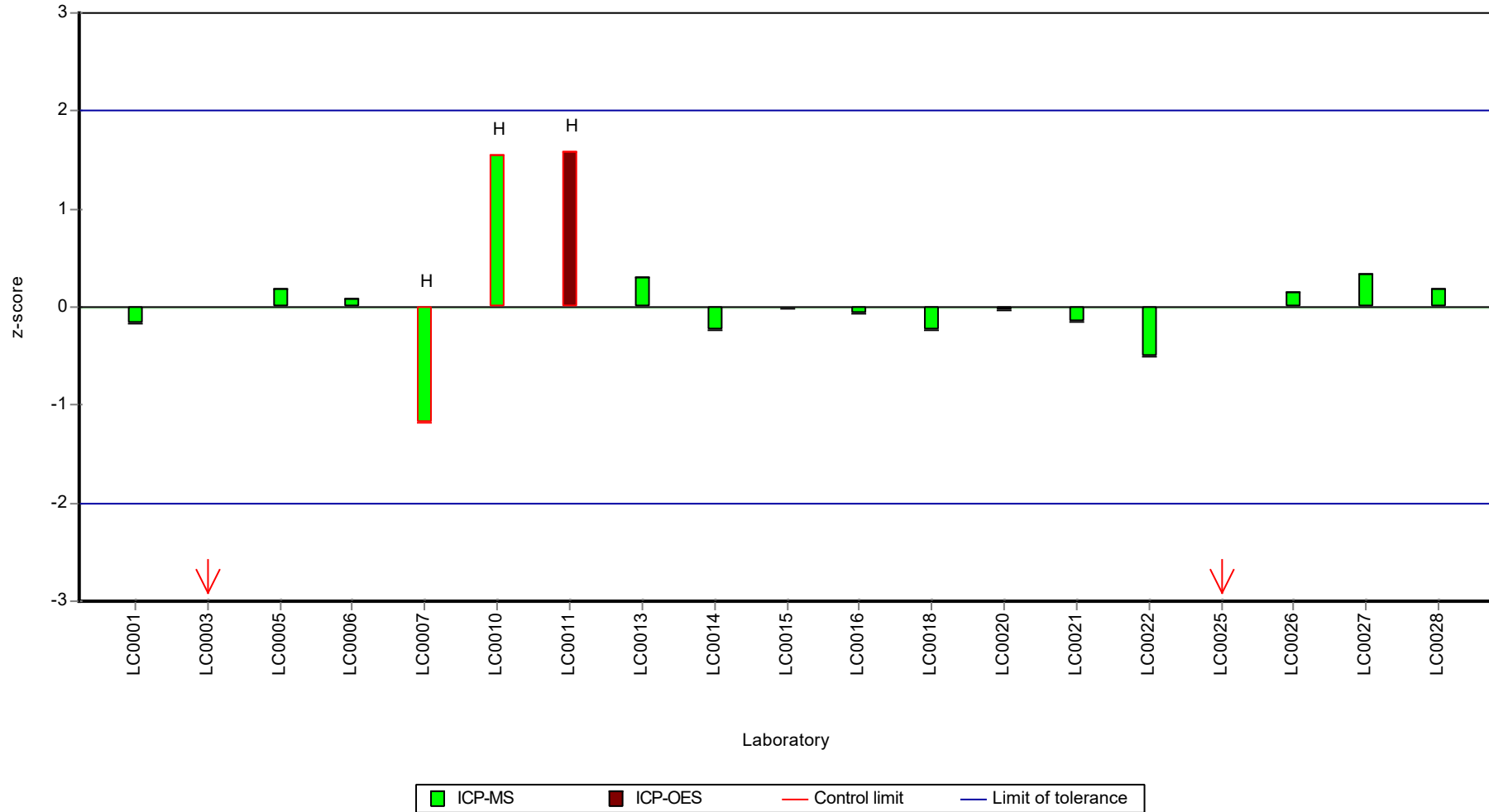
Results



Recovery rate



Z-score



## Parameter oriented report

### M155 B

#### Selenium

Unit	µg/l
Assigned value ± U (k=2)	6.58 ± 0.175
Criterion	0.789 (12 %)
Minimum - Maximum	5.9 - 7.45
Control test value ± U (k=2)	7.03 ± 0.773

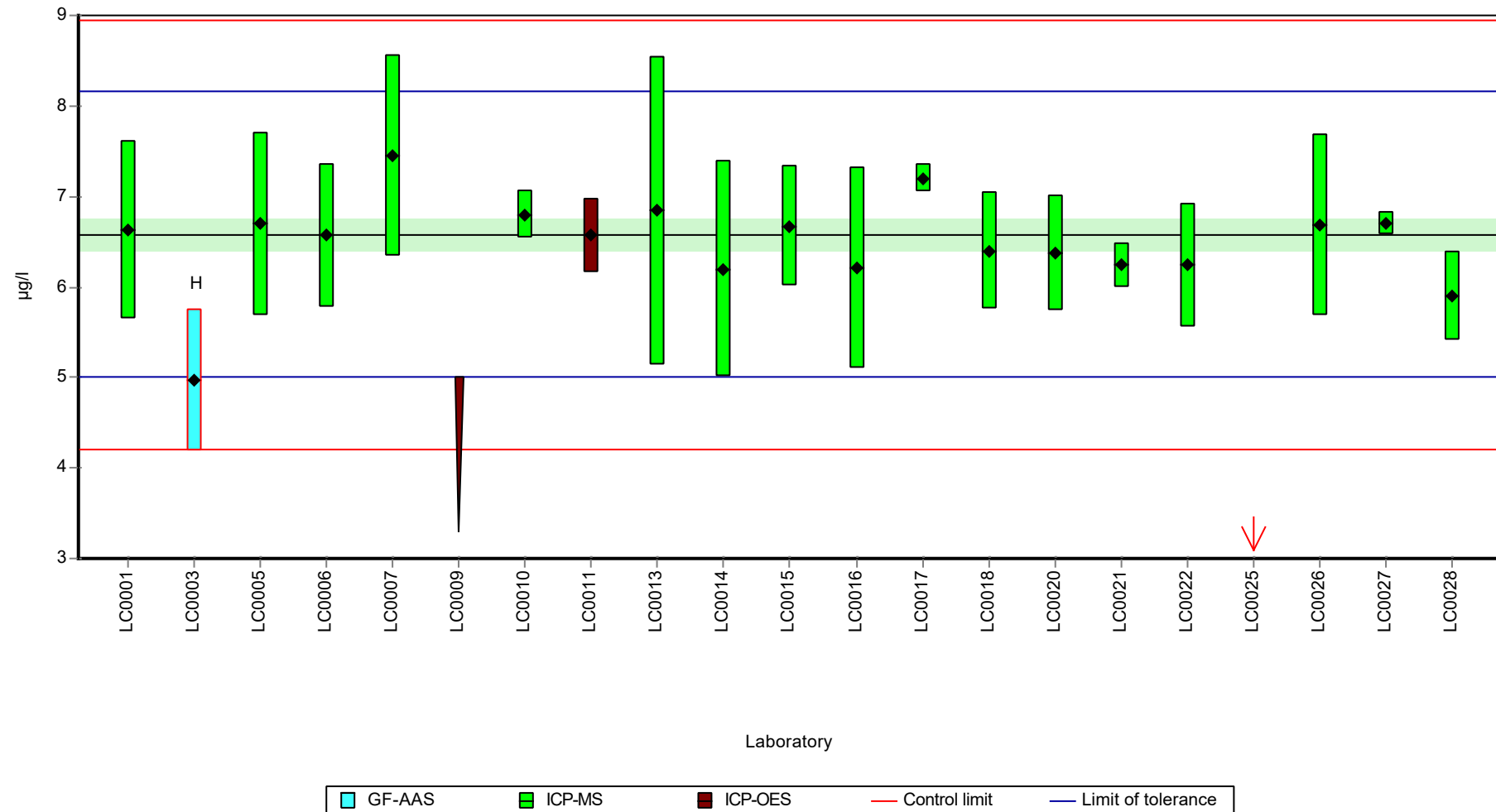
Labcode	Result	± U	Recovery [%]	z-score	Comments
LC0001	6.63	0.99	101	0.07	
LC0002	-	-	-	-	
LC0003	4.97	0.79	75.6	-2.04	H
LC0004	-	-	-	-	
LC0005	6.7	1.01	102	0.16	
LC0006	6.57	0.79	99.9	-0.01	
LC0007	7.45	1.118	113	1.11	
LC0008	-	-	-	-	
LC0009	< 5 (LOQ)	-	-	-	FN
LC0010	6.8	0.26	103	0.28	
LC0011	6.57	0.41	99.9	-0.01	
LC0012	-	-	-	-	
LC0013	6.84	1.7	104	0.33	
LC0014	6.2	1.2	94.3	-0.48	
LC0015	6.67	0.667	101	0.12	
LC0016	6.21	1.12	94.4	-0.47	
LC0017	7.2	0.15	109	0.79	
LC0018	6.4	0.64	97.3	-0.23	
LC0019	-	-	-	-	
LC0020	6.38	0.64	97	-0.25	
LC0021	6.24	0.25	94.9	-0.43	
LC0022	6.24	0.69	94.9	-0.43	
LC0023	-	-	-	-	
LC0024	-	-	-	-	
LC0025	2.41	0.08	36.6	-5.28	H
LC0026	6.69	1	102	0.14	
LC0027	6.7	0.13	102	0.16	
LC0028	5.9	0.5	89.7	-0.86	

#### Characteristics of parameter

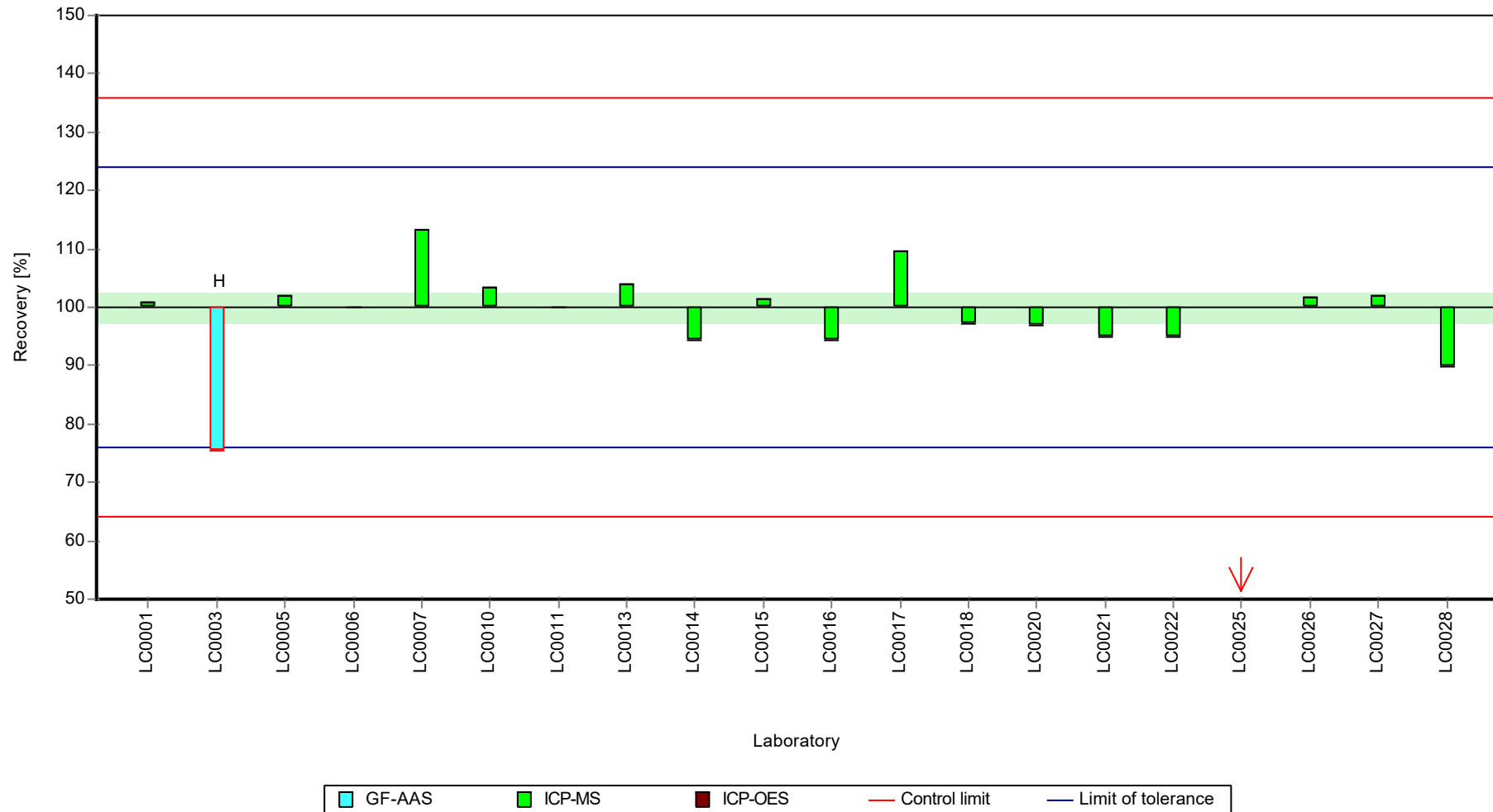
	all results	without outliers	Unit
Mean ± CI (99%)	6.29 ± 0.699	6.58 ± 0.263	µg/l
Minimum	2.41	5.9	µg/l
Maximum	7.45	7.45	µg/l
Standard deviation	1.04	0.372	µg/l
rel. standard deviation	16.6	5.66	%
n	20	18	-

Graphical presentation of results

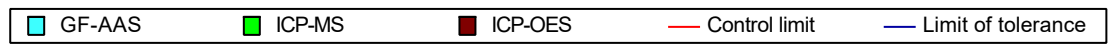
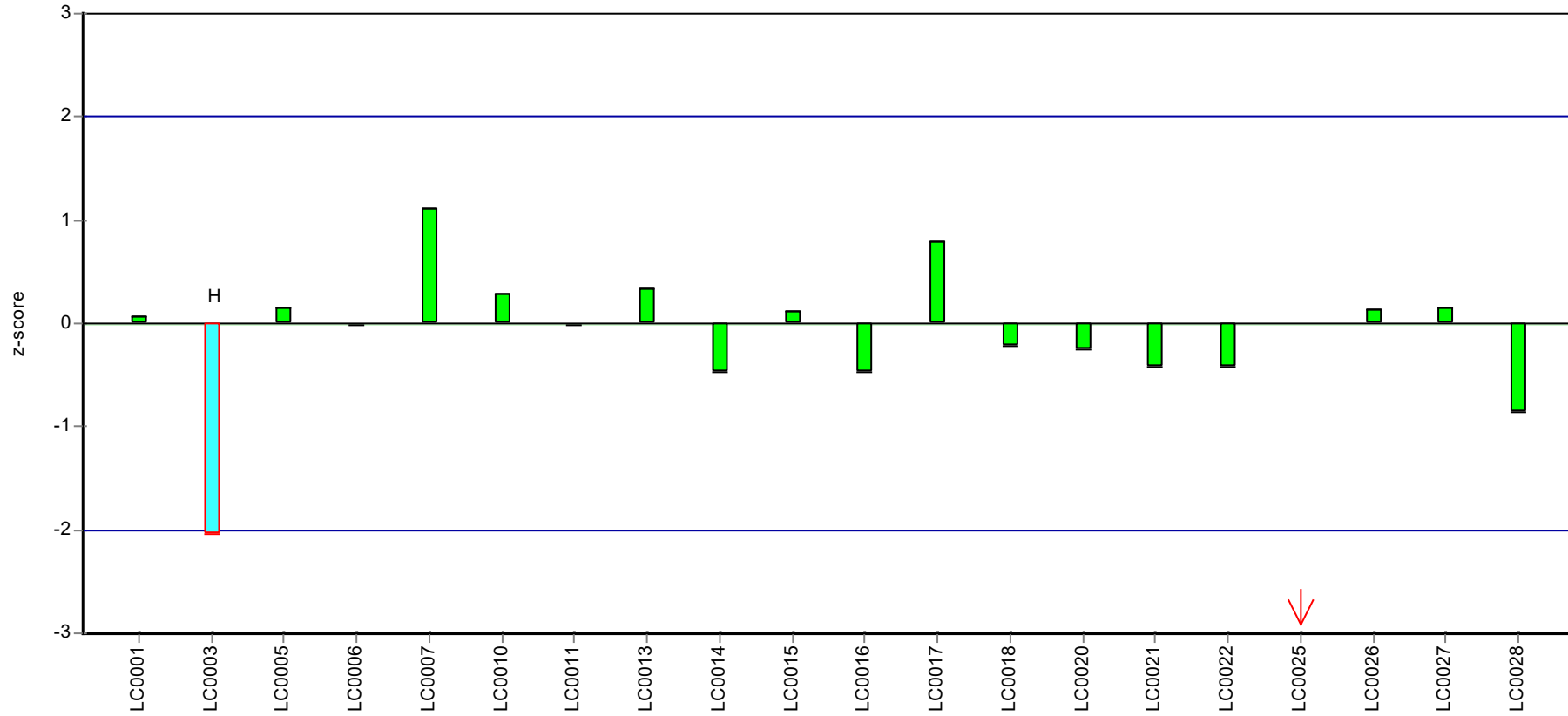
Results



Recovery rate



Z-score





## Parameter oriented report

### M155 A

#### Uranium

Unit	µg/l
Assigned value ± U (k=2)	1.13 ± 0.0424
Criterion	0.0747 (6.6 %)
Minimum - Maximum	0.968 - 1.22
Control test value ± U (k=2)	0.847 ± 0.0847

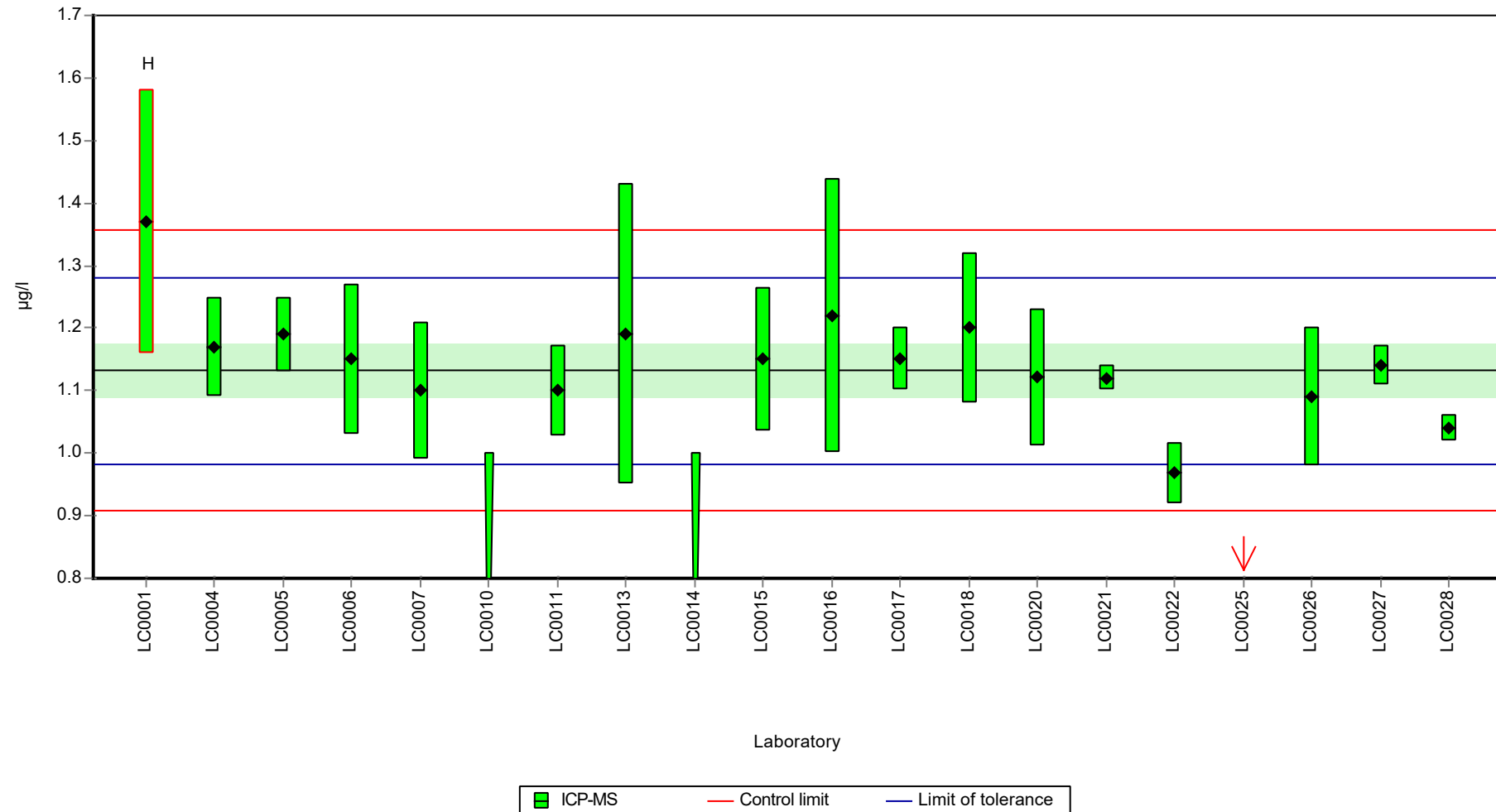
Labcode	Result	± U	Recovery [%]	z-score	Comments
LC0001	1.37	0.21	121	3.19	H
LC0002	-	-	-	-	
LC0003	-	-	-	-	
LC0004	1.17	0.08	103	0.51	
LC0005	1.19	0.06	105	0.78	
LC0006	1.15	0.12	102	0.25	
LC0007	1.1	0.11	97.2	-0.42	
LC0008	-	-	-	-	
LC0009	-	-	-	-	
LC0010	< 1 (LOQ)	-	-	-	
LC0011	1.1	0.072	97.2	-0.42	
LC0012	-	-	-	-	
LC0013	1.19	0.24	105	0.78	
LC0014	< 1 (LOQ)	-	-	-	
LC0015	1.15	0.115	102	0.25	
LC0016	1.22	0.22	108	1.18	
LC0017	1.15	0.05	102	0.25	
LC0018	1.2	0.12	106	0.92	
LC0019	-	-	-	-	
LC0020	1.121	0.11	99.1	-0.14	
LC0021	1.12	0.02	99	-0.15	
LC0022	0.968	0.048	85.5	-2.19	
LC0023	-	-	-	-	
LC0024	-	-	-	-	
LC0025	0.36	0.01	31.8	-10.3	H
LC0026	1.09	0.11	96.3	-0.56	
LC0027	1.14	0.032	101	0.11	
LC0028	1.04	0.02	91.9	-1.23	

#### Characteristics of parameter

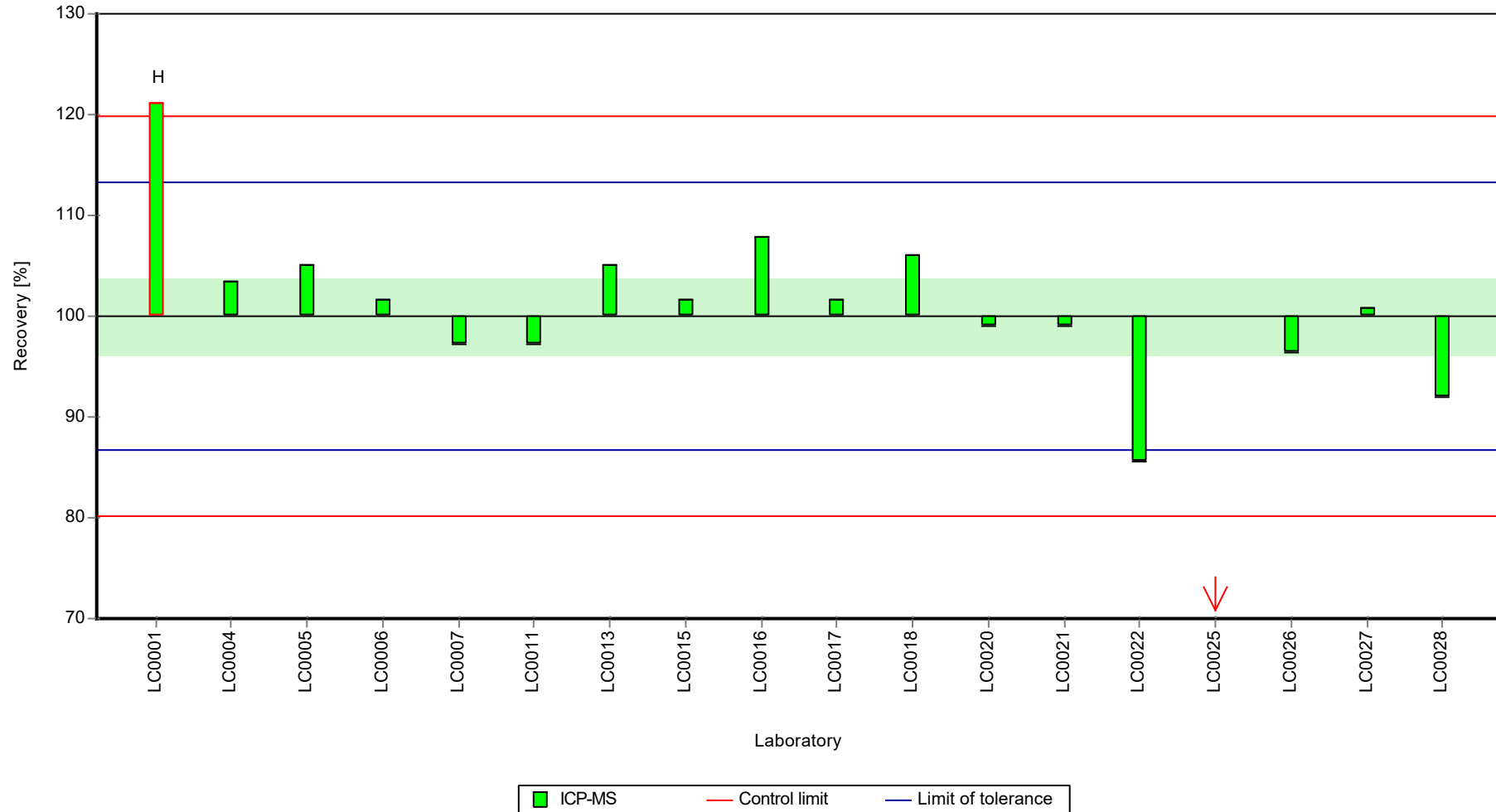
	all results	without outliers	Unit
Mean ± CI (99%)	1.1 ± 0.143	1.13 ± 0.0478	µg/l
Minimum	0.36	0.968	µg/l
Maximum	1.37	1.22	µg/l
Standard deviation	0.202	0.0638	µg/l
rel. standard deviation	18.4	5.64	%
n	18	16	-

Graphical presentation of results

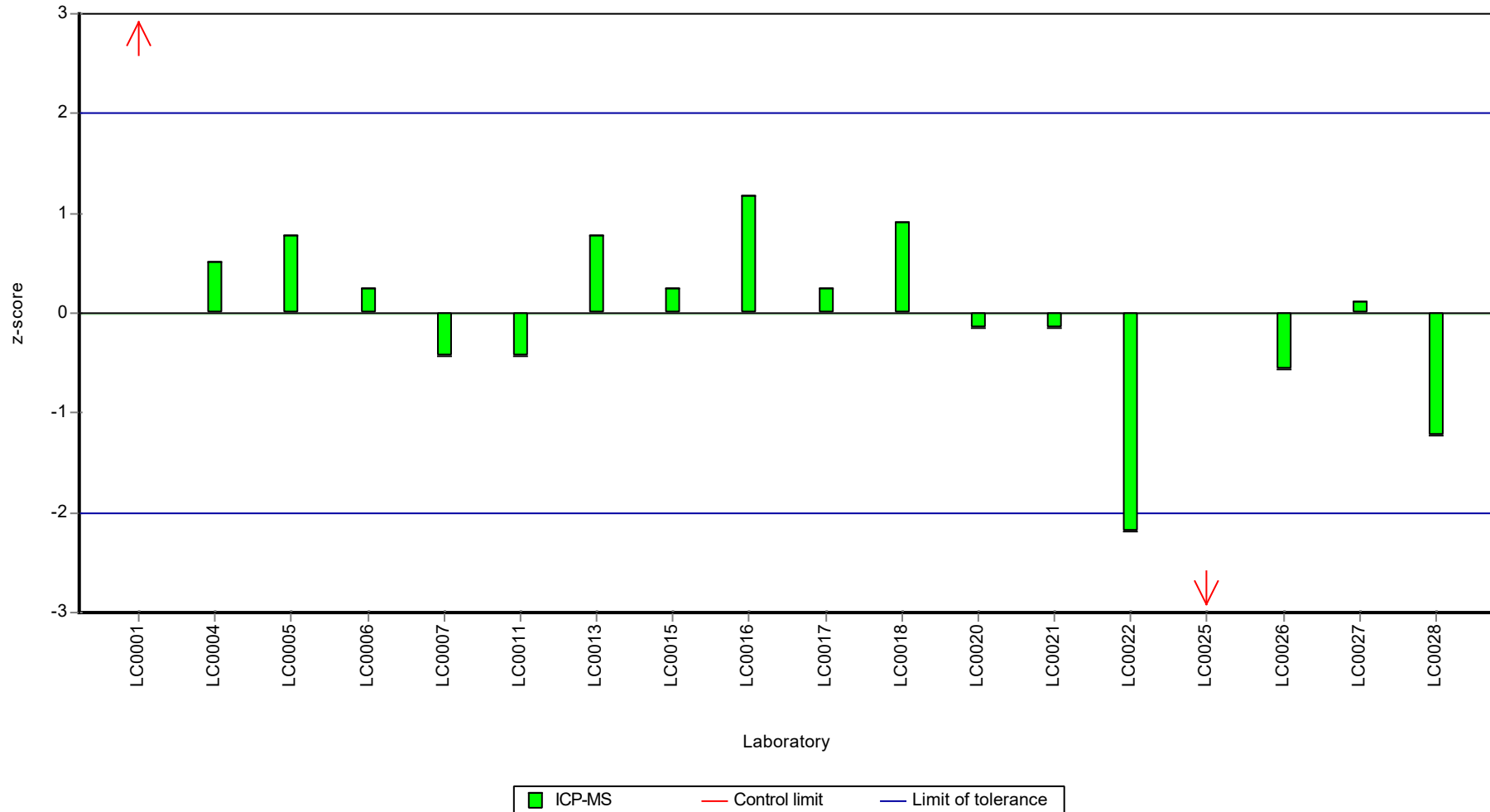
Results



Recovery rate



Z-score



## Parameter oriented report

### M155 B

#### Uranium

Unit	µg/l
Assigned value ± U (k=2)	1.85 ± 0.0828
Criterion	0.122 (6.6 %)
Minimum - Maximum	1.55 - 2.15
Control test value ± U (k=2)	1.34 ± 0.134

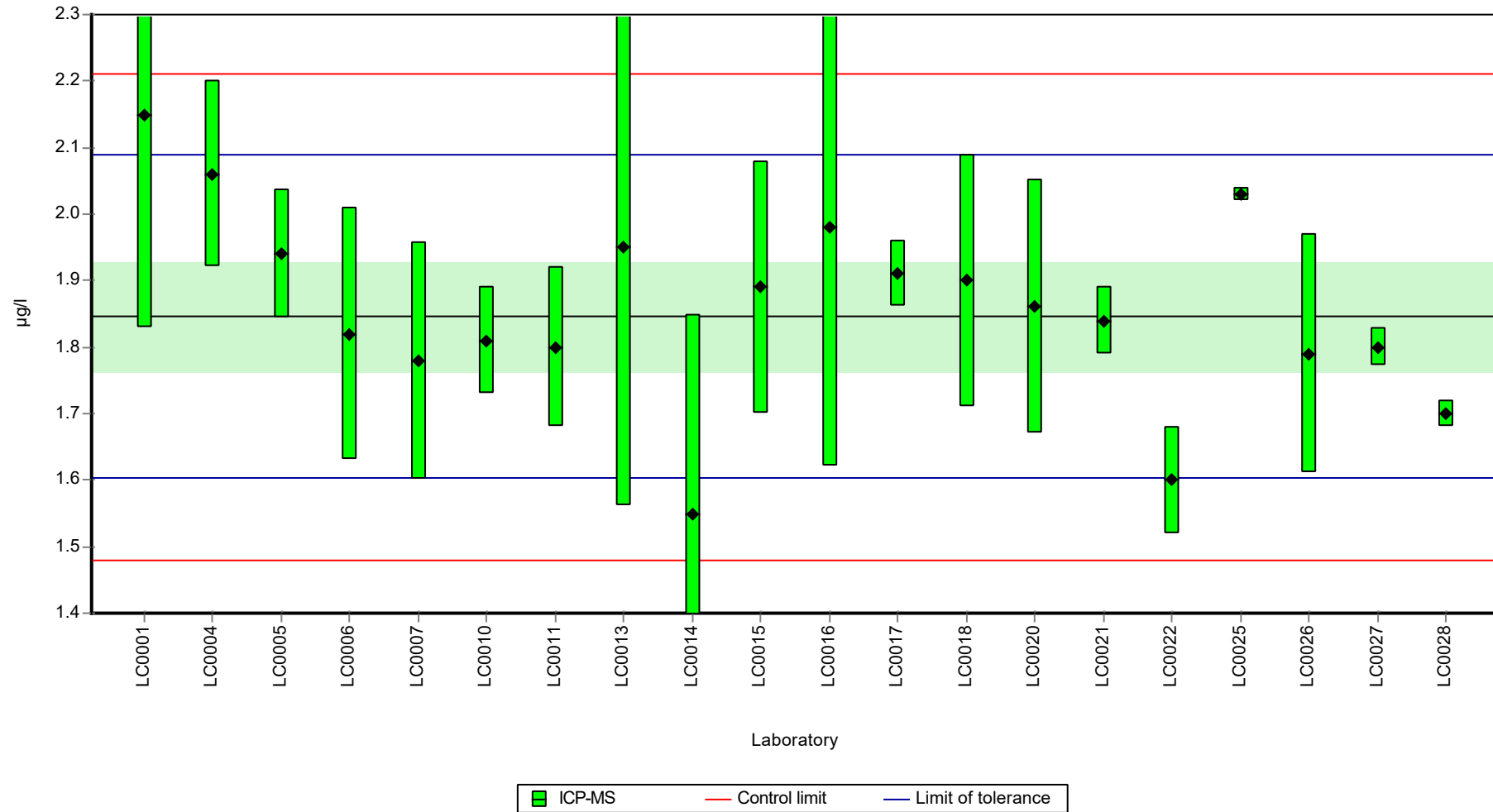
Labcode	Result	± U	Recovery [%]	z-score	Comments
LC0001	2.15	0.32	116	2.49	
LC0002	-	-	-	-	
LC0003	-	-	-	-	
LC0004	2.06	0.14	112	1.76	
LC0005	1.94	0.097	105	0.77	
LC0006	1.82	0.19	98.6	-0.21	
LC0007	1.78	0.178	96.4	-0.54	
LC0008	-	-	-	-	
LC0009	-	-	-	-	
LC0010	1.81	0.08	98	-0.3	
LC0011	1.8	0.12	97.5	-0.38	
LC0012	-	-	-	-	
LC0013	1.95	0.39	106	0.85	
LC0014	1.55	0.3	84	-2.43	
LC0015	1.89	0.189	102	0.36	
LC0016	1.98	0.36	107	1.1	
LC0017	1.91	0.05	103	0.53	
LC0018	1.9	0.19	103	0.44	
LC0019	-	-	-	-	
LC0020	1.861	0.19	101	0.12	
LC0021	1.84	0.05	99.7	-0.05	
LC0022	1.6	0.08	86.7	-2.02	
LC0023	-	-	-	-	
LC0024	-	-	-	-	
LC0025	2.03	0.01	110	1.51	
LC0026	1.79	0.18	97	-0.46	
LC0027	1.8	0.029	97.5	-0.38	
LC0028	1.7	0.02	92.1	-1.2	

#### Characteristics of parameter

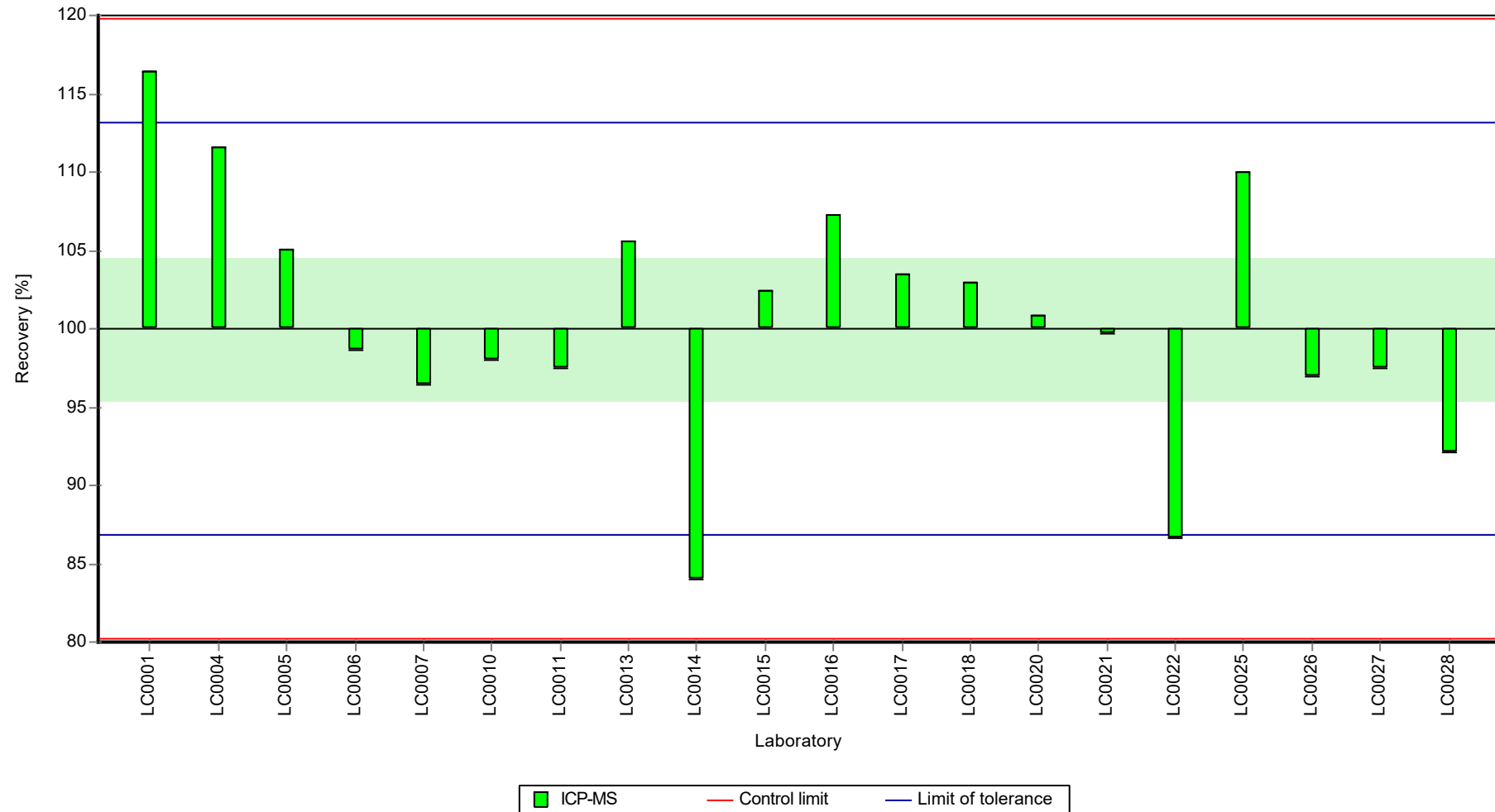
	all results	without outliers	Unit
Mean ± CI (99%)	1.86 ± 0.0972	1.86 ± 0.0972	µg/l
Minimum	1.55	1.55	µg/l
Maximum	2.15	2.15	µg/l
Standard deviation	0.145	0.145	µg/l
rel. standard deviation	7.8	7.8	%
n	20	20	-

Graphical presentation of results

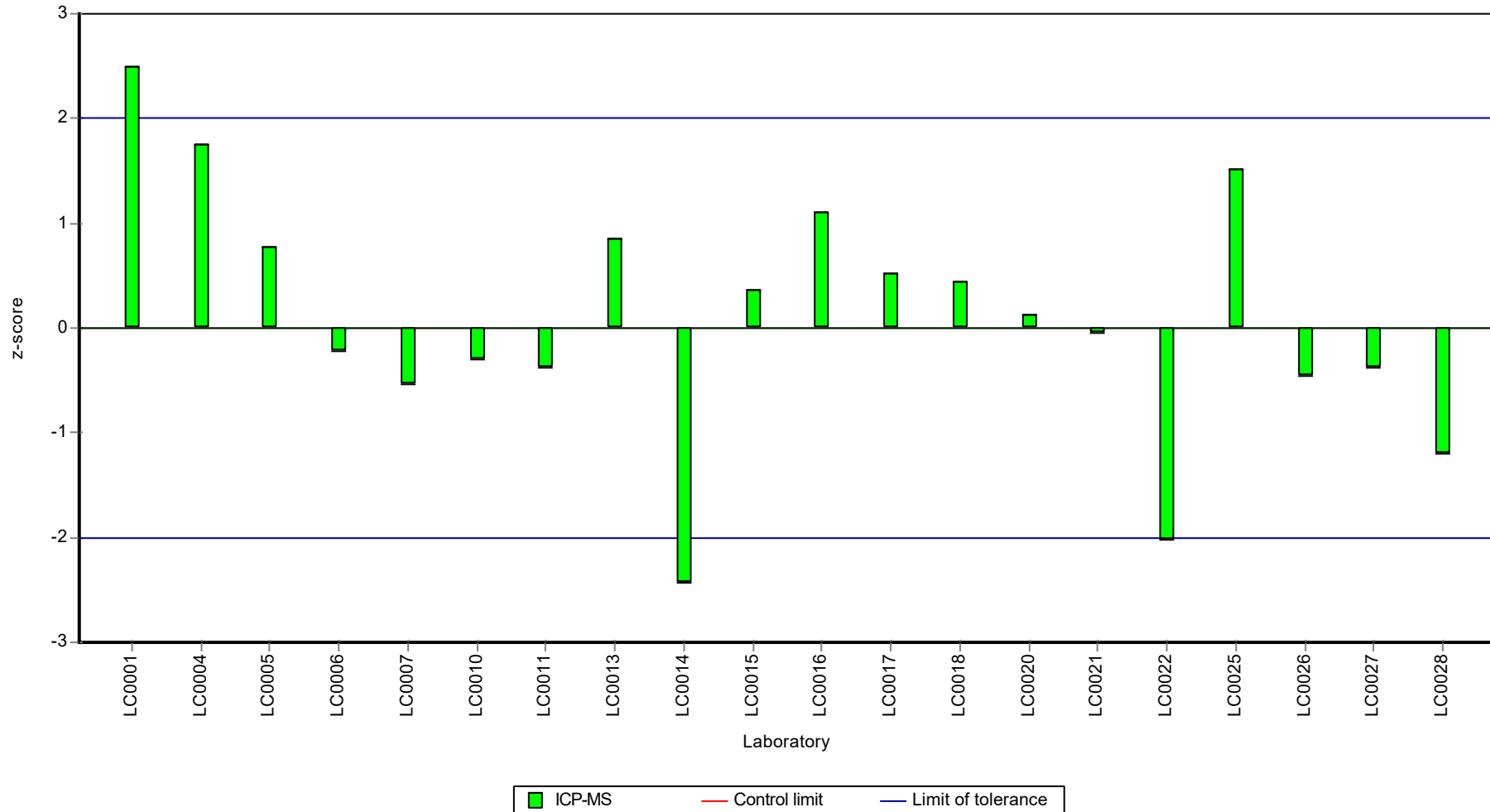
Results



Recovery rate



Z-score





## Parameter oriented report

### M155 A

#### Zinc

Unit	µg/l
Assigned value ± U (k=2)	294 ± 10.7
Criterion	26.5 (9 %)
Minimum - Maximum	236 - 331
Control test value ± U (k=2)	259 ± 28.4

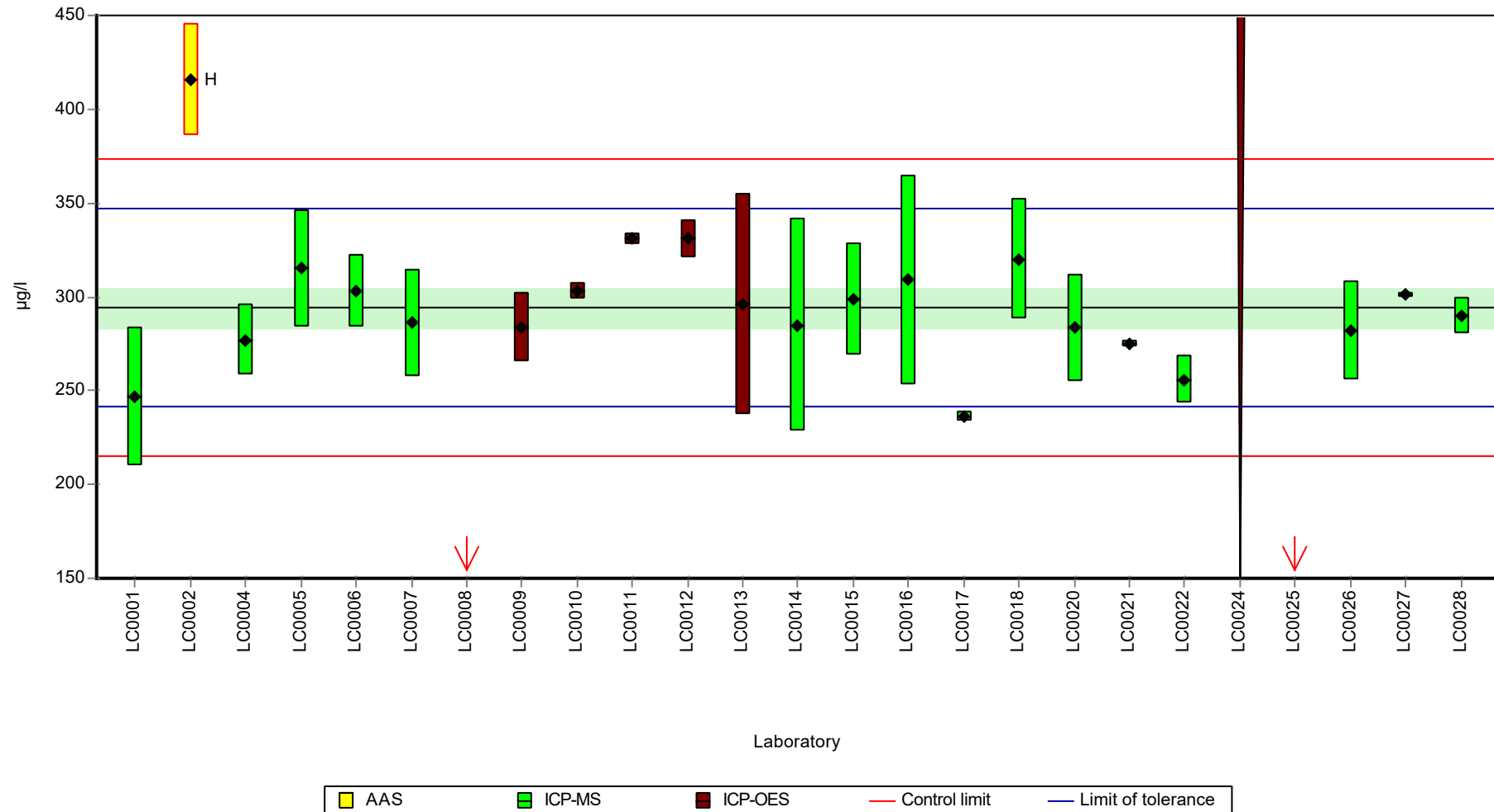
Labcode	Result	± U	Recovery [%]	z-score	Comments
LC0001	247	37.1	83.9	-1.79	
LC0002	416	30	141	4.59	H
LC0003	-	-	-	-	
LC0004	277	19	94.1	-0.66	
LC0005	315	31.5	107	0.78	
LC0006	303	19	103	0.32	
LC0007	286	28.6	97.1	-0.32	
LC0008	33	0.02	11.2	-9.87	H
LC0009	284	18.6	96.5	-0.39	
LC0010	303	4.6	103	0.32	
LC0011	331	3.31	112	1.38	
LC0012	331	10	112	1.38	
LC0013	296	59.2	101	0.06	
LC0014	285	57	96.8	-0.35	
LC0015	299	29.9	102	0.17	
LC0016	309	56	105	0.55	
LC0017	236.4	2.6	80.3	-2.19	
LC0018	320	32	109	0.97	
LC0019	-	-	-	-	
LC0020	283.4	28.3	96.3	-0.42	
LC0021	275	2	93.4	-0.73	
LC0022	256	13	87	-1.45	
LC0023	-	-	-	-	
LC0024	< 500 (LOQ)	-	-	-	
LC0025	41	0.5	13.9	-9.56	H
LC0026	282	26	95.8	-0.47	
LC0027	301	1.23	102	0.25	
LC0028	290	10	98.5	-0.17	

#### Characteristics of parameter

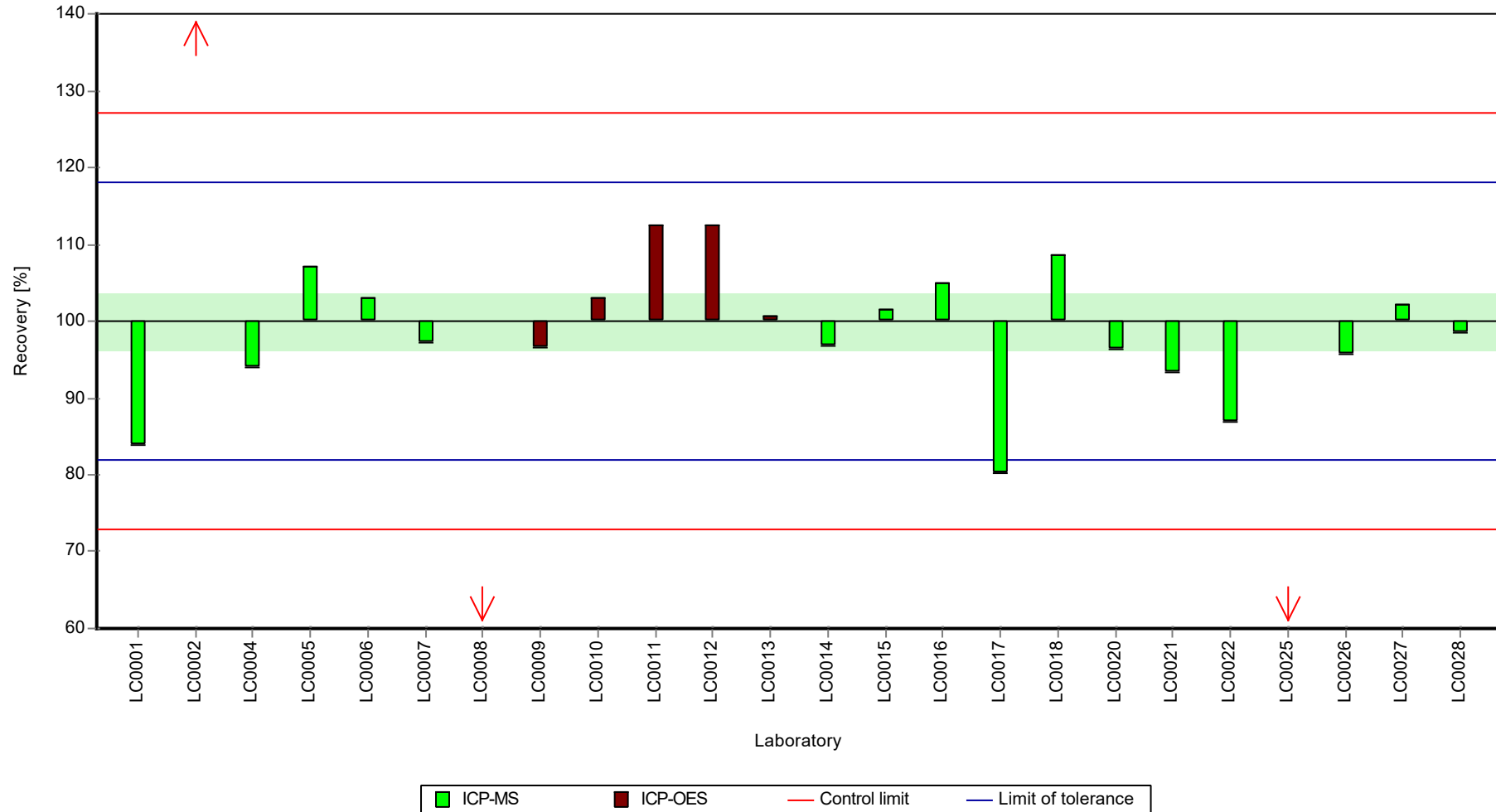
	all results	without outliers	Unit
Mean ± CI (99%)	275 ± 49.6	291 ± 16.2	µg/l
Minimum	33	236	µg/l
Maximum	416	331	µg/l
Standard deviation	81	24.8	µg/l
rel. standard deviation	29.4	8.51	%
n	24	21	-

Graphical presentation of results

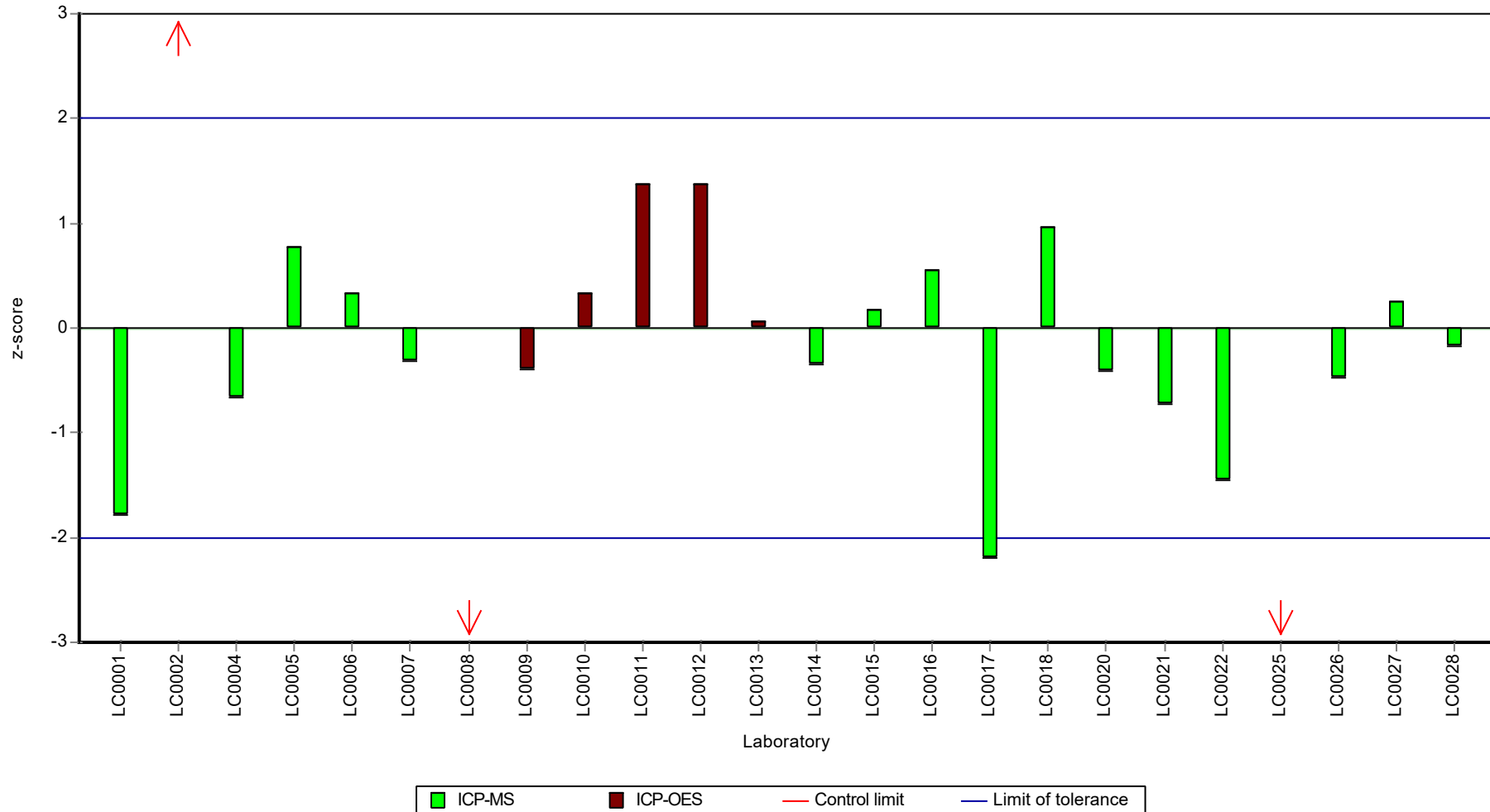
Results



Recovery rate



Z-score



## Parameter oriented report

### M155 B

#### Zinc

Unit	µg/l
Assigned value ± U (k=2)	203 ± 4.21
Criterion	18.3 (9 %)
Minimum - Maximum	183 - 218
Control test value ± U (k=2)	165 ± 18.1

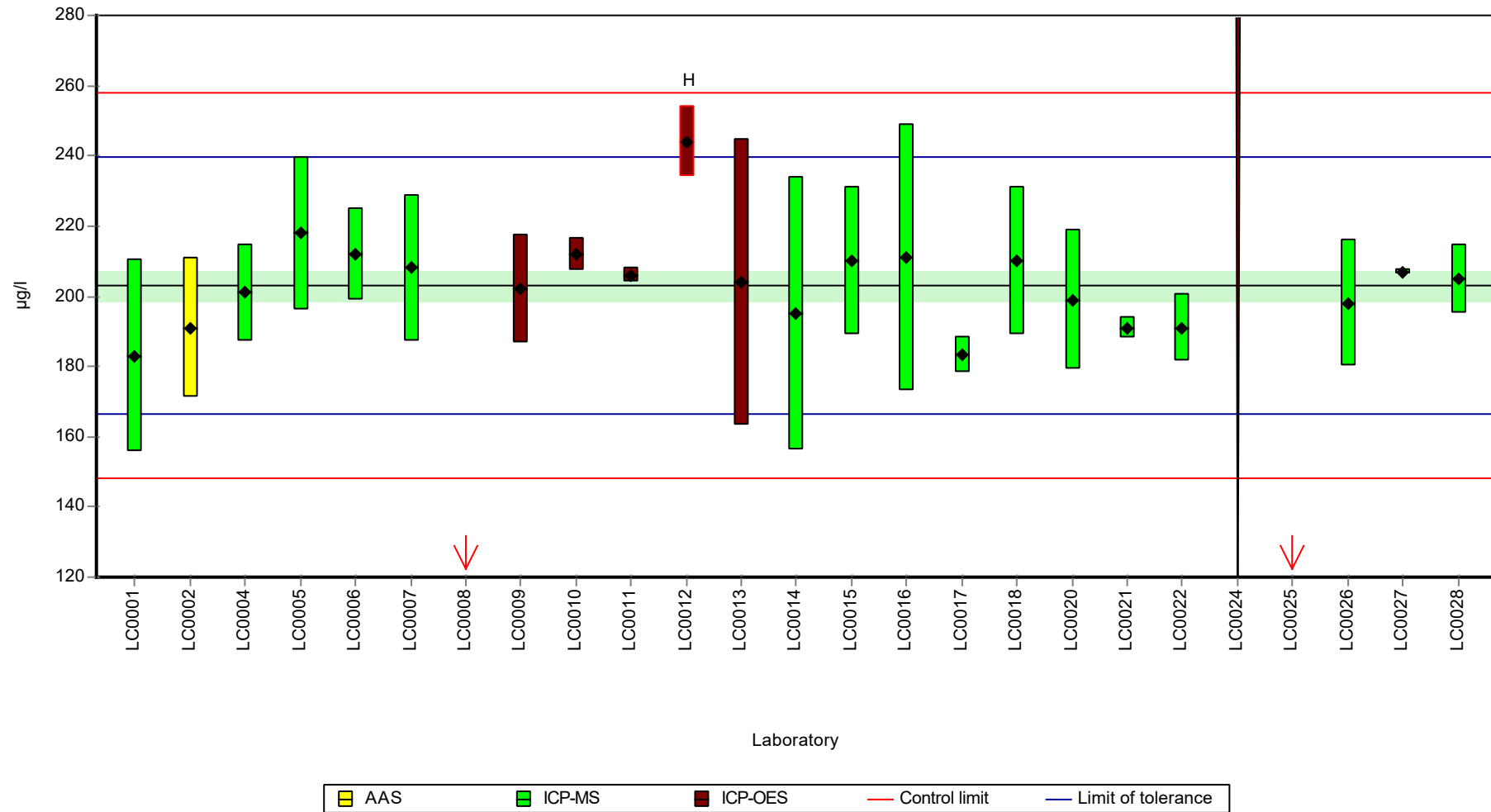
Labcode	Result	± U	Recovery [%]	z-score	Comments
LC0001	183	27.5	90.2	-1.09	
LC0002	191	20	94.1	-0.65	
LC0003	-	-	-	-	
LC0004	201	14	99	-0.11	
LC0005	218	21.8	107	0.82	
LC0006	212	13	104	0.5	
LC0007	208	20.8	102	0.28	
LC0008	23	0.02	11.3	-9.85	H
LC0009	202	15.6	99.5	-0.05	
LC0010	212	4.6	104	0.5	
LC0011	206	2.06	102	0.17	
LC0012	244	10	120	2.25	H
LC0013	204	41	101	0.06	
LC0014	195	39	96.1	-0.43	
LC0015	210	21	103	0.39	
LC0016	211	38	104	0.44	
LC0017	183.3	5.05	90.3	-1.08	
LC0018	210	21	103	0.39	
LC0019	-	-	-	-	
LC0020	199	20	98.1	-0.22	
LC0021	191	3	94.1	-0.65	
LC0022	191	9.6	94.1	-0.65	
LC0023	-	-	-	-	
LC0024	< 500 (LOQ)	-	-	-	
LC0025	15.17	0.03	7.5	-10.3	H
LC0026	198	18	97.6	-0.27	
LC0027	207	0.648	102	0.22	
LC0028	205	10	101	0.11	

#### Characteristics of parameter

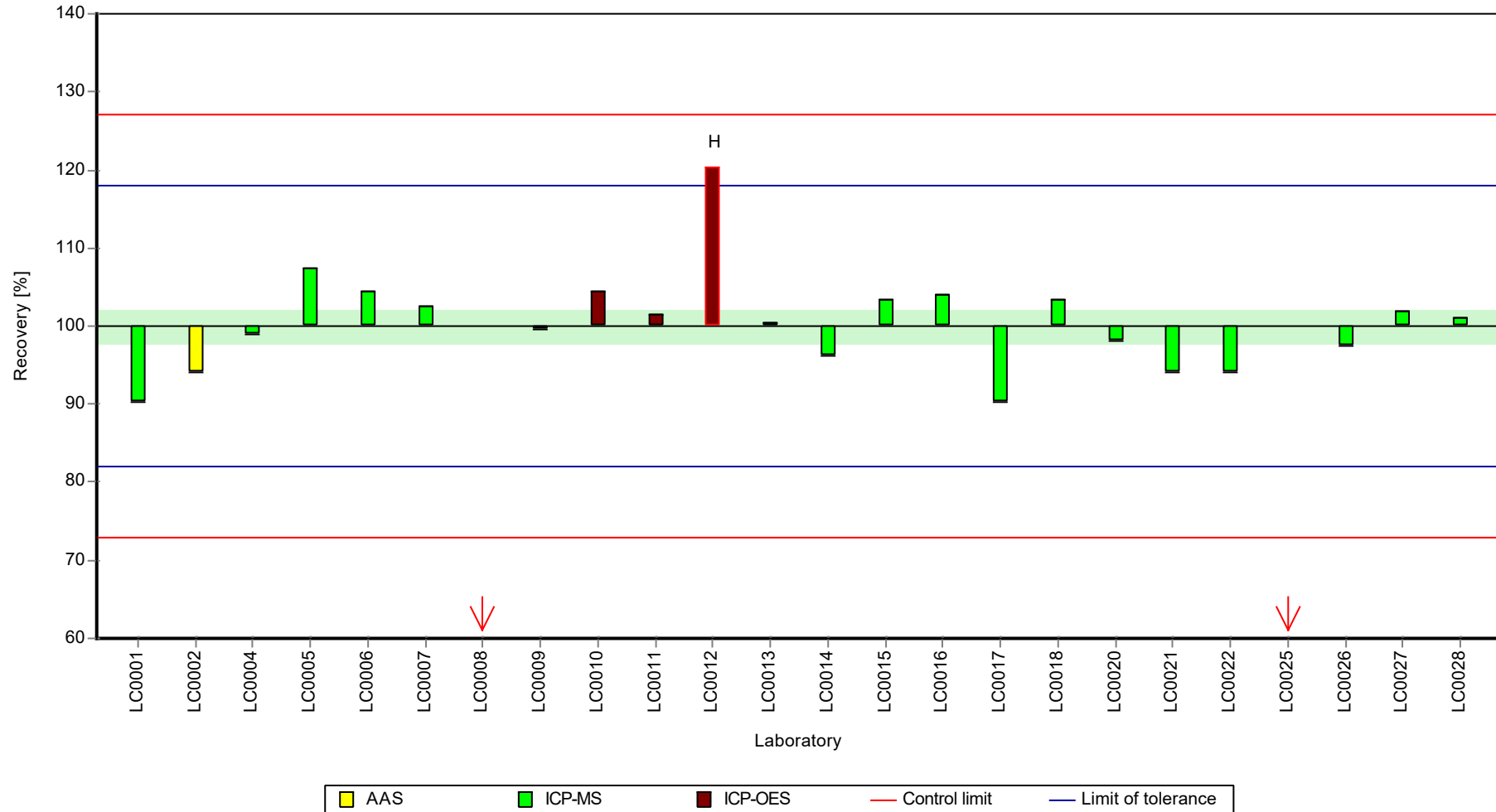
	all results	without outliers	Unit
Mean ± CI (99%)	188 ± 32.8	202 ± 6.39	µg/l
Minimum	15.2	183	µg/l
Maximum	244	218	µg/l
Standard deviation	53.6	9.75	µg/l
rel. standard deviation	28.5	4.83	%
n	24	21	-

Graphical presentation of results

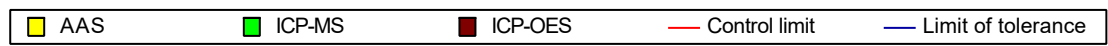
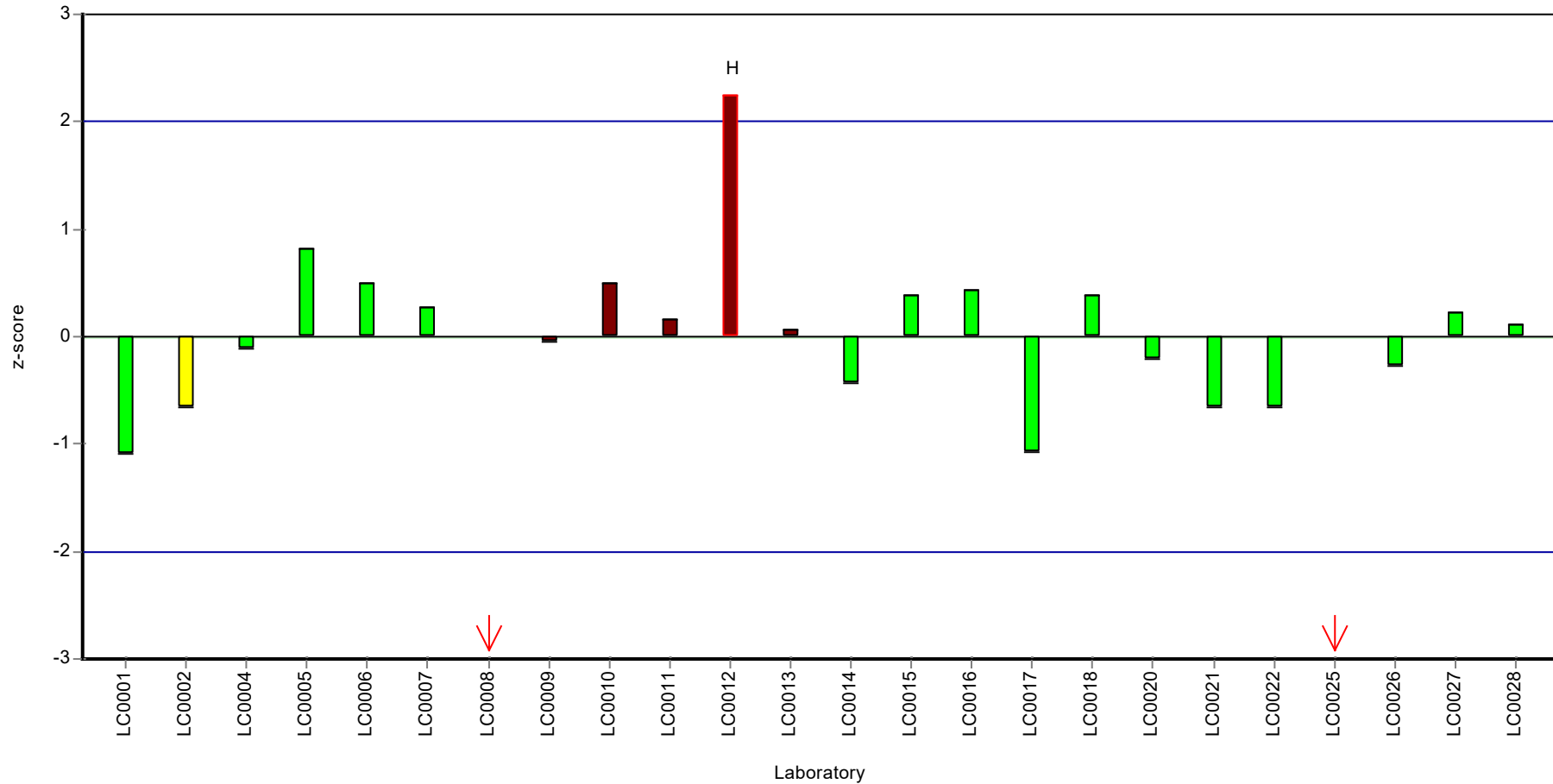
Results



Recovery rate



Z-score





## **E8. Labororientierte Auswertung / Laboratory oriented report**

Die Labororientierte Auswertung ist nach dem Laborcode sortiert.

The laboratory oriented report is sorted by laboratory code.

Sample: M155A

Parameter	Unit	Assigned value ± U (k=2)	Result ± U	Criterion	Recovery [%]	z-Score
Aluminium	µg/l	24.5 ± 1.33	24.9 ± 3.74	3.68	102	0.10
Arsenic	µg/l	2.7 ± 0.0863	2.63 ± 0.39	0.351	97.5	-0.20
Cadmium	µg/l	0.638 ± 0.025	0.598 ± 0.09	0.0638	93.7	-0.63
Chromium	µg/l	1.6 ± 0.0595	1.58 ± 0.24	0.136	98.7	-0.16
Copper	µg/l	14.5 ± 0.429	14.2 ± 2.13	1.31	97.9	-0.23
Iron	µg/l	64.9 ± 2.33	71.7 ± 10.8	11.7	110	0.58
Lead	µg/l	1.13 ± 0.0519	1.23 ± 0.19	0.169	109	0.60
Manganese	µg/l	10.9 ± 0.296	11.7 ± 1.76	0.786	107	0.99
Nickel	µg/l	5.13 ± 0.195	5.1 ± 0.76	0.616	99.4	-0.05
Selenium	µg/l	4.01 ± 0.0697	3.93 ± 0.59	0.481	98	-0.17
Uranium	µg/l	1.13 ± 0.0424	1.37 ± 0.21	0.0747	121	3.19
Zinc	µg/l	294 ± 10.7	247 ± 37.1	26.5	83.9	-1.79

Sample: M155AHG

Parameter	Unit	Assigned value ± U (k=2)	Result ± U	Criterion	Recovery [%]	z-Score
Mercury	µg/l	1.18 ± 0.0572	1.43 ± 0.21	0.165	121	1.50

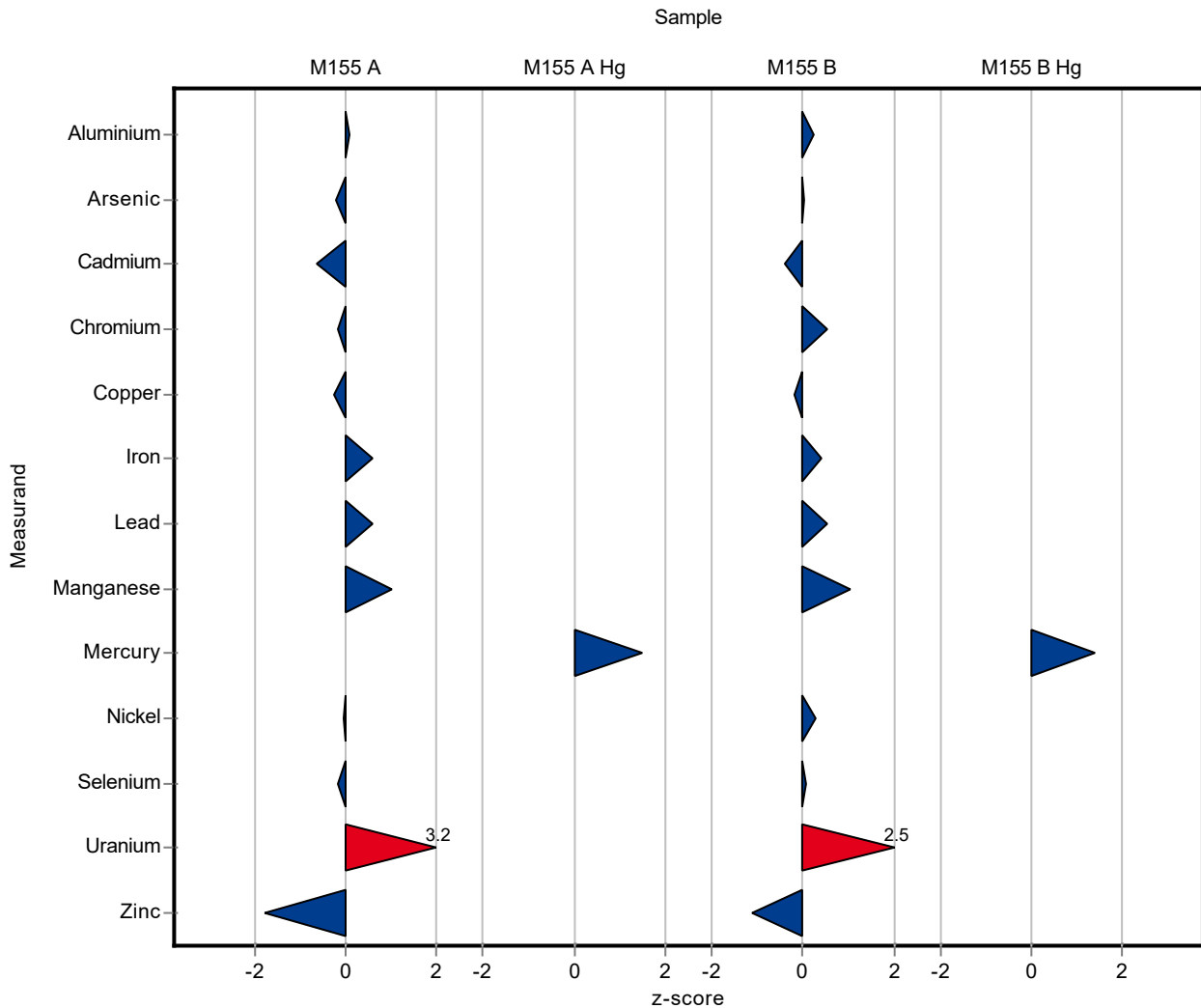
Sample: M155B

Parameter	Unit	Assigned value ± U (k=2)	Result ± U	Criterion	Recovery [%]	z-Score
Aluminium	µg/l	159 ± 4.27	164 ± 24.7	23.8	103	0.22
Arsenic	µg/l	6.55 ± 0.206	6.58 ± 0.99	0.852	100	0.03
Cadmium	µg/l	3.08 ± 0.0774	2.95 ± 0.44	0.308	95.9	-0.41
Chromium	µg/l	2.65 ± 0.0932	2.77 ± 0.42	0.225	105	0.54
Copper	µg/l	57.9 ± 1.44	56.9 ± 8.54	5.22	98.2	-0.20
Iron	µg/l	106 ± 2.79	114 ± 17.1	19.1	107	0.40
Lead	µg/l	1.65 ± 0.0829	1.78 ± 0.27	0.248	108	0.52
Manganese	µg/l	26.4 ± 0.557	28.4 ± 4.27	1.9	108	1.04
Nickel	µg/l	19.4 ± 0.448	20 ± 3	2.32	103	0.27
Selenium	µg/l	6.58 ± 0.175	6.63 ± 0.99	0.789	101	0.07

Parameter	Unit	Assigned value ± U (k=2)	Result ± U	Criterion	Recovery [%]	z-Score
Uranium	µg/l	1.85 ± 0.0828	2.15 ± 0.32	0.122	116	2.49
Zinc	µg/l	203 ± 4.21	183 ± 27.5	18.3	90.2	-1.09

Sample: M155BHG

Parameter	Unit	Assigned value ± U (k=2)	Result ± U	Criterion	Recovery [%]	z-Score
Mercury	µg/l	1.71 ± 0.0977	2.04 ± 0.31	0.239	119	1.38



Sample: M155A

Parameter	Unit	Assigned value ± U (k=2)	Result ± U	Criterion	Recovery [%]	En-Score
Aluminium	µg/l	24.5 ± 1.33	24.9 ± 3.74	3.68	102	0.05
Arsenic	µg/l	2.7 ± 0.0863	2.63 ± 0.39	0.351	97.5	-0.09
Cadmium	µg/l	0.638 ± 0.025	0.598 ± 0.09	0.0638	93.7	-0.22
Chromium	µg/l	1.6 ± 0.0595	1.58 ± 0.24	0.136	98.7	-0.04
Copper	µg/l	14.5 ± 0.429	14.2 ± 2.13	1.31	97.9	-0.07
Iron	µg/l	64.9 ± 2.33	71.7 ± 10.8	11.7	110	0.31
Lead	µg/l	1.13 ± 0.0519	1.23 ± 0.19	0.169	109	0.27
Manganese	µg/l	10.9 ± 0.296	11.7 ± 1.76	0.786	107	0.22
Nickel	µg/l	5.13 ± 0.195	5.1 ± 0.76	0.616	99.4	-0.02
Selenium	µg/l	4.01 ± 0.0697	3.93 ± 0.59	0.481	98	-0.07
Uranium	µg/l	1.13 ± 0.0424	1.37 ± 0.21	0.0747	121	0.56
Zinc	µg/l	294 ± 10.7	247 ± 37.1	26.5	83.9	-0.63

Sample: M155AHG

Parameter	Unit	Assigned value ± U (k=2)	Result ± U	Criterion	Recovery [%]	En-Score
Mercury	µg/l	1.18 ± 0.0572	1.43 ± 0.21	0.165	121	0.59

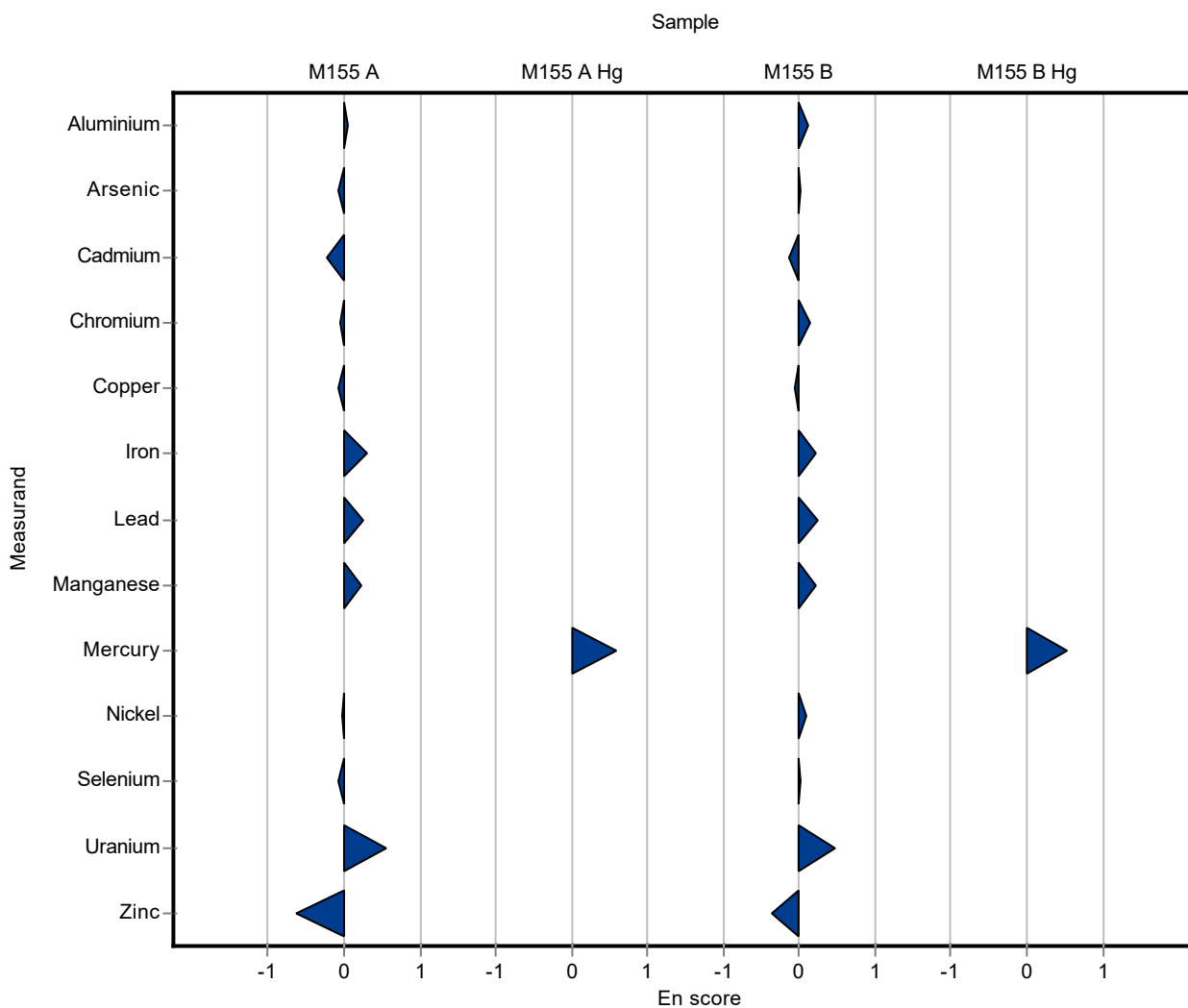
Sample: M155B

Parameter	Unit	Assigned value ± U (k=2)	Result ± U	Criterion	Recovery [%]	En-Score
Aluminium	µg/l	159 ± 4.27	164 ± 24.7	23.8	103	0.10
Arsenic	µg/l	6.55 ± 0.206	6.58 ± 0.99	0.852	100	0.01
Cadmium	µg/l	3.08 ± 0.0774	2.95 ± 0.44	0.308	95.9	-0.14
Chromium	µg/l	2.65 ± 0.0932	2.77 ± 0.42	0.225	105	0.14
Copper	µg/l	57.9 ± 1.44	56.9 ± 8.54	5.22	98.2	-0.06
Iron	µg/l	106 ± 2.79	114 ± 17.1	19.1	107	0.22
Lead	µg/l	1.65 ± 0.0829	1.78 ± 0.27	0.248	108	0.23
Manganese	µg/l	26.4 ± 0.557	28.4 ± 4.27	1.9	108	0.23
Nickel	µg/l	19.4 ± 0.448	20 ± 3	2.32	103	0.10
Selenium	µg/l	6.58 ± 0.175	6.63 ± 0.99	0.789	101	0.03

Parameter	Unit	Assigned value ± U (k=2)	Result ± U	Criterion	Recovery [%]	En-Score
Uranium	µg/l	1.85 ± 0.0828	2.15 ± 0.32	0.122	116	0.47
Zinc	µg/l	203 ± 4.21	183 ± 27.5	18.3	90.2	-0.36

Sample: M155BHG

Parameter	Unit	Assigned value ± U (k=2)	Result ± U	Criterion	Recovery [%]	En-Score
Mercury	µg/l	1.71 ± 0.0977	2.04 ± 0.31	0.239	119	0.53



Sample: M155A

Parameter	Unit	Assigned value ± U (k=2)	Result ± U	Criterion	Recovery [%]	z-Score
Aluminium	µg/l	24.5 ± 1.33	38.1 ± 5	3.68	155	3.69
Arsenic	µg/l	2.7 ± 0.0863	2.4 ± 1	0.351	88.9	-0.85
Cadmium	µg/l	0.638 ± 0.025	0.7 ± 0.1	0.0638	110	0.97
Chromium	µg/l	1.6 ± 0.0595	1.7 ± 1	0.136	106	0.72
Copper	µg/l	14.5 ± 0.429	13.8 ± 2	1.31	95.1	-0.54
Iron	µg/l	64.9 ± 2.33	71 ± 30	11.7	109	0.52
Lead	µg/l	1.13 ± 0.0519	2.2 ± 1	0.169	195	6.33
Manganese	µg/l	10.9 ± 0.296	15 ± 15	0.786	137	5.19
Nickel	µg/l	5.13 ± 0.195	6.1 ± 1	0.616	119	1.57
Selenium	µg/l	4.01 ± 0.0697	- ± -	0.481	-	-
Uranium	µg/l	1.13 ± 0.0424	- ± -	0.0747	-	-
Zinc	µg/l	294 ± 10.7	416 ± 30	26.5	141	4.59

Sample: M155AHG

Parameter	Unit	Assigned value ± U (k=2)	Result ± U	Criterion	Recovery [%]	z-Score
Mercury	µg/l	1.18 ± 0.0572	1.1 ± 0.2	0.165	93.1	-0.49

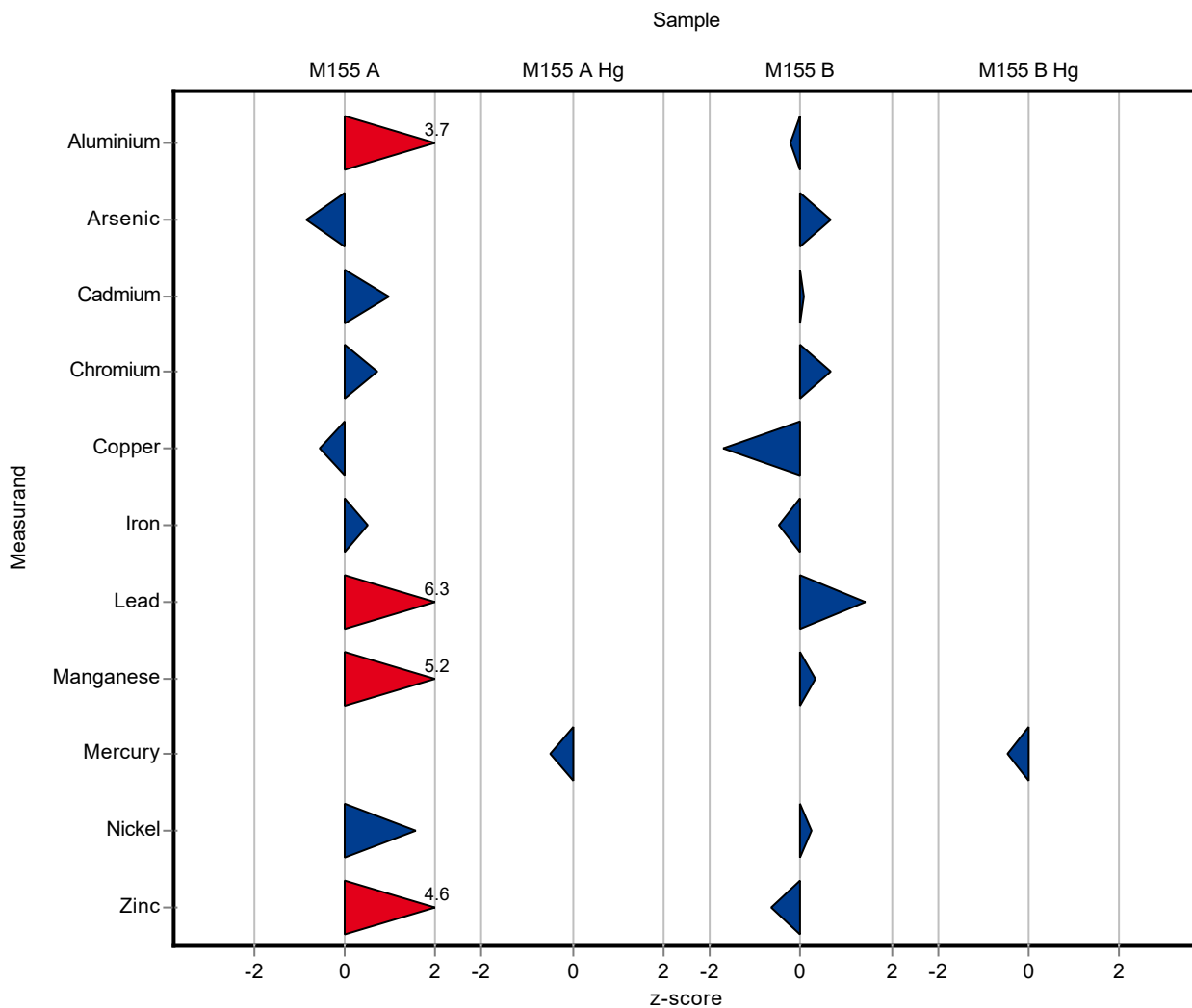
Sample: M155B

Parameter	Unit	Assigned value ± U (k=2)	Result ± U	Criterion	Recovery [%]	z-Score
Aluminium	µg/l	159 ± 4.27	153.9 ± 20	23.8	96.9	-0.20
Arsenic	µg/l	6.55 ± 0.206	7.1 ± 1	0.852	108	0.64
Cadmium	µg/l	3.08 ± 0.0774	3.1 ± 0.2	0.308	101	0.08
Chromium	µg/l	2.65 ± 0.0932	2.8 ± 1	0.225	106	0.67
Copper	µg/l	57.9 ± 1.44	49 ± 7	5.22	84.6	-1.72
Iron	µg/l	106 ± 2.79	97 ± 30	19.1	91.2	-0.49
Lead	µg/l	1.65 ± 0.0829	2 ± 1	0.248	121	1.41
Manganese	µg/l	26.4 ± 0.557	27 ± 15	1.9	102	0.31
Nickel	µg/l	19.4 ± 0.448	19.9 ± 2	2.32	103	0.23
Selenium	µg/l	6.58 ± 0.175	- ± -	0.789	-	-

Parameter	Unit	Assigned value ± U (k=2)	Result ± U	Criterion	Recovery [%]	z-Score
Uranium	µg/l	1.85 ± 0.0828	- ± -	0.122	-	-
Zinc	µg/l	203 ± 4.21	191 ± 20	18.3	94.1	-0.65

Sample: M155BHG

Parameter	Unit	Assigned value ± U (k=2)	Result ± U	Criterion	Recovery [%]	z-Score
Mercury	µg/l	1.71 ± 0.0977	1.6 ± 0.2	0.239	93.6	-0.46



Sample: M155A

Parameter	Unit	Assigned value ± U (k=2)	Result ± U	Criterion	Recovery [%]	En-Score
Aluminium	µg/l	24.5 ± 1.33	38.1 ± 5	3.68	155	1.35
Arsenic	µg/l	2.7 ± 0.0863	2.4 ± 1	0.351	88.9	-0.15
Cadmium	µg/l	0.638 ± 0.025	0.7 ± 0.1	0.0638	110	0.31
Chromium	µg/l	1.6 ± 0.0595	1.7 ± 1	0.136	106	0.05
Copper	µg/l	14.5 ± 0.429	13.8 ± 2	1.31	95.1	-0.18
Iron	µg/l	64.9 ± 2.33	71 ± 30	11.7	109	0.10
Lead	µg/l	1.13 ± 0.0519	2.2 ± 1	0.169	195	0.54
Manganese	µg/l	10.9 ± 0.296	15 ± 15	0.786	137	0.14
Nickel	µg/l	5.13 ± 0.195	6.1 ± 1	0.616	119	0.48
Selenium	µg/l	4.01 ± 0.0697	- ± -	0.481	-	-
Uranium	µg/l	1.13 ± 0.0424	- ± -	0.0747	-	-
Zinc	µg/l	294 ± 10.7	416 ± 30	26.5	141	2.00

Sample: M155AHG

Parameter	Unit	Assigned value ± U (k=2)	Result ± U	Criterion	Recovery [%]	En-Score
Mercury	µg/l	1.18 ± 0.0572	1.1 ± 0.2	0.165	93.1	-0.20

Sample: M155B

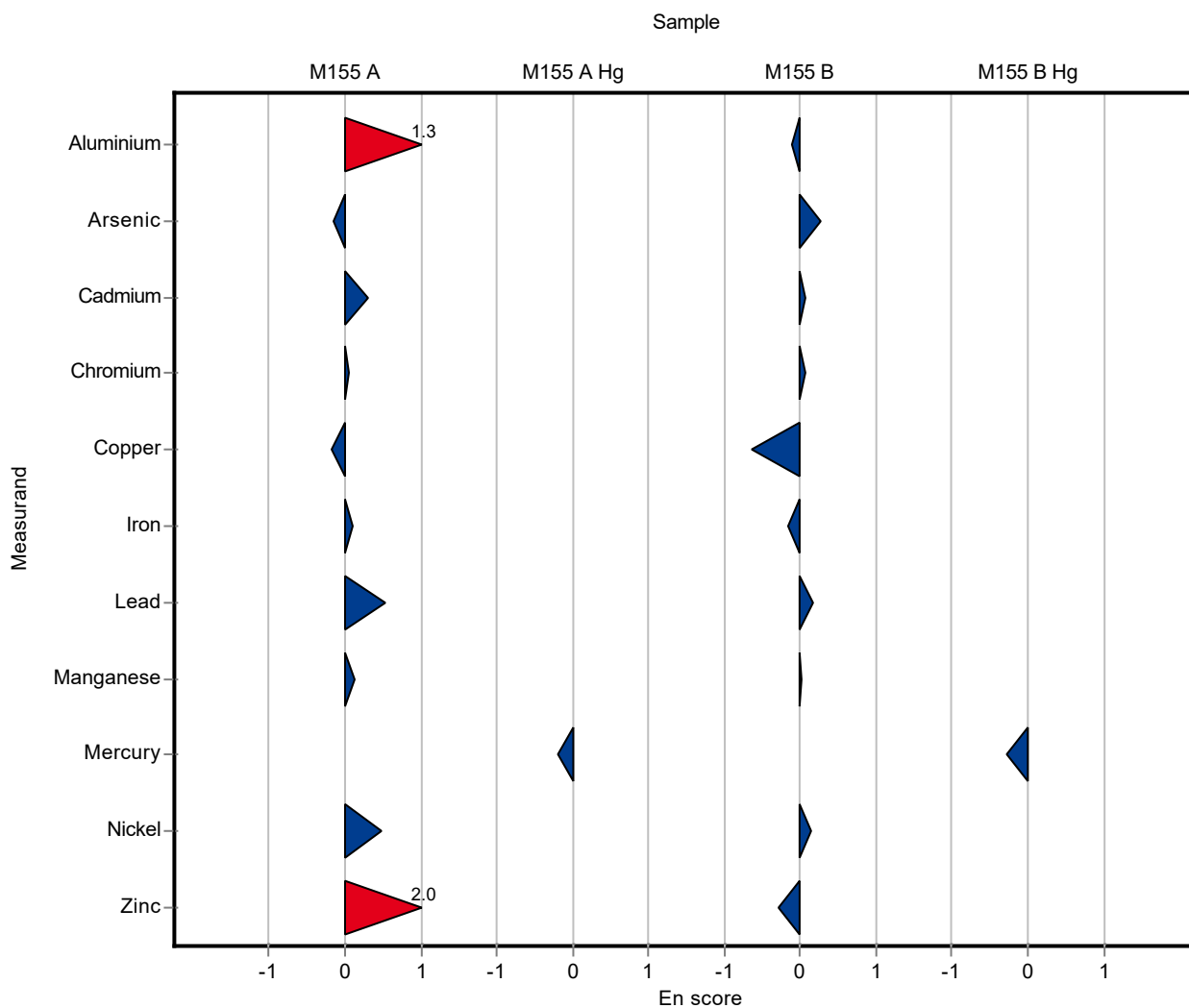
Parameter	Unit	Assigned value ± U (k=2)	Result ± U	Criterion	Recovery [%]	En-Score
Aluminium	µg/l	159 ± 4.27	153.9 ± 20	23.8	96.9	-0.12
Arsenic	µg/l	6.55 ± 0.206	7.1 ± 1	0.852	108	0.27
Cadmium	µg/l	3.08 ± 0.0774	3.1 ± 0.2	0.308	101	0.06
Chromium	µg/l	2.65 ± 0.0932	2.8 ± 1	0.225	106	0.08
Copper	µg/l	57.9 ± 1.44	49 ± 7	5.22	84.6	-0.64
Iron	µg/l	106 ± 2.79	97 ± 30	19.1	91.2	-0.16
Lead	µg/l	1.65 ± 0.0829	2 ± 1	0.248	121	0.17
Manganese	µg/l	26.4 ± 0.557	27 ± 15	1.9	102	0.02
Nickel	µg/l	19.4 ± 0.448	19.9 ± 2	2.32	103	0.13
Selenium	µg/l	6.58 ± 0.175	- ± -	0.789	-	-



Parameter	Unit	Assigned value ± U (k=2)	Result ± U	Criterion	Recovery [%]	En-Score
Uranium	µg/l	1.85 ± 0.0828	- ± -	0.122	-	-
Zinc	µg/l	203 ± 4.21	191 ± 20	18.3	94.1	-0.30

Sample: M155BHG

Parameter	Unit	Assigned value ± U (k=2)	Result ± U	Criterion	Recovery [%]	En-Score
Mercury	µg/l	1.71 ± 0.0977	1.6 ± 0.2	0.239	93.6	-0.27



Sample: M155A

Parameter	Unit	Assigned value ± U (k=2)	Result ± U	Criterion	Recovery [%]	z-Score
Aluminium	µg/l	24.5 ± 1.33	29.1 ± 4.2	3.68	119	1.25
Arsenic	µg/l	2.7 ± 0.0863	1.85 ± 0.24	0.351	68.6	-2.42
Cadmium	µg/l	0.638 ± 0.025	0.72 ± 0.11	0.0638	113	1.28
Chromium	µg/l	1.6 ± 0.0595	1.72 ± 0.25	0.136	107	0.87
Copper	µg/l	14.5 ± 0.429	13.4 ± 0.99	1.31	92.4	-0.85
Iron	µg/l	64.9 ± 2.33	60.8 ± 7.3	11.7	93.7	-0.35
Lead	µg/l	1.13 ± 0.0519	- ± -	0.169	-	-
Manganese	µg/l	10.9 ± 0.296	10.8 ± 0.9	0.786	98.9	-0.15
Nickel	µg/l	5.13 ± 0.195	5.65 ± 0.9	0.616	110	0.84
Selenium	µg/l	4.01 ± 0.0697	2.4 ± 0.38	0.481	59.8	-3.35
Uranium	µg/l	1.13 ± 0.0424	- ± -	0.0747	-	-
Zinc	µg/l	294 ± 10.7	- ± -	26.5	-	-

Sample: M155AHG

Parameter	Unit	Assigned value ± U (k=2)	Result ± U	Criterion	Recovery [%]	z-Score
Mercury	µg/l	1.18 ± 0.0572	1.26 ± 0.13	0.165	107	0.48

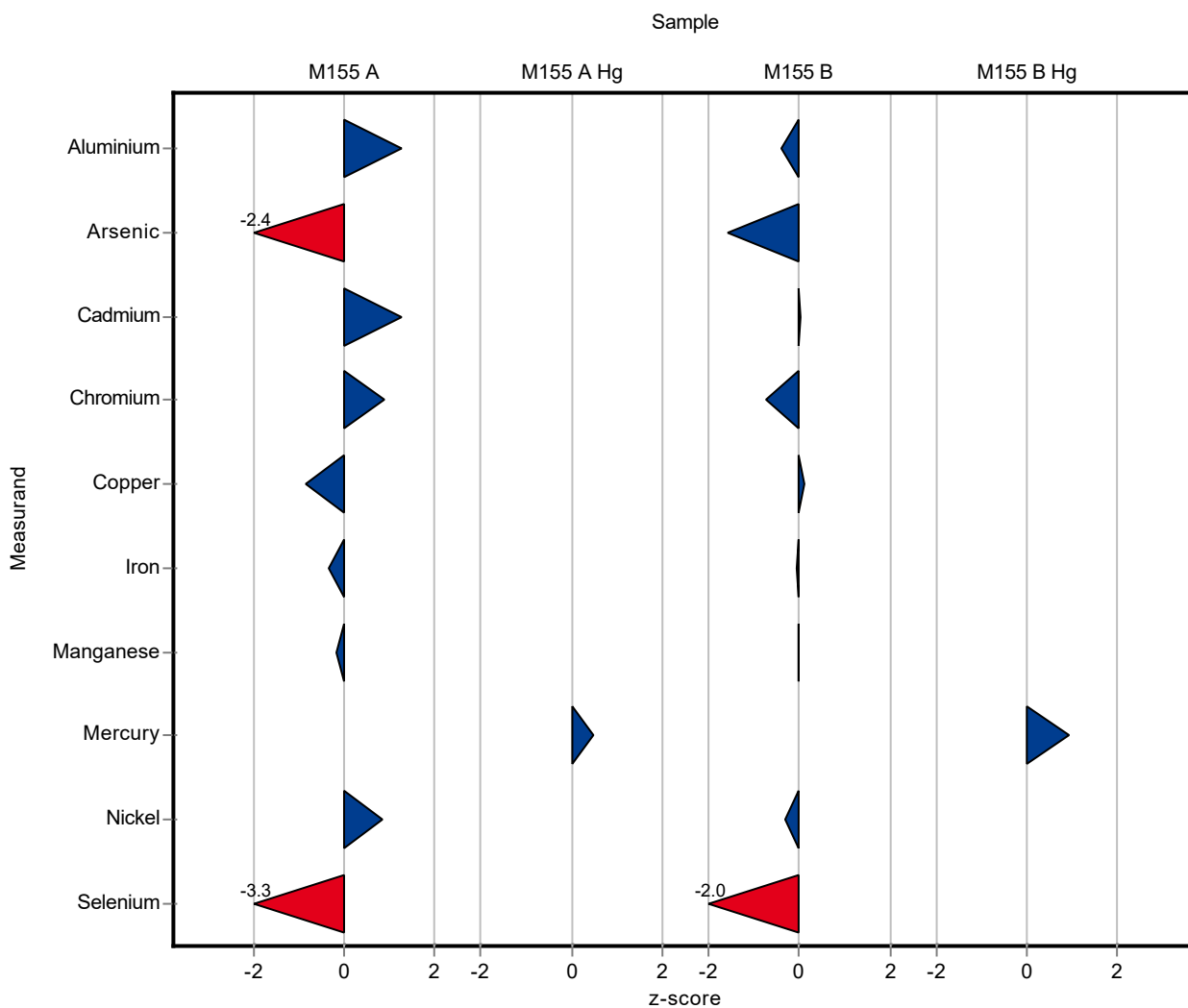
Sample: M155B

Parameter	Unit	Assigned value ± U (k=2)	Result ± U	Criterion	Recovery [%]	z-Score
Aluminium	µg/l	159 ± 4.27	149.3 ± 21.3	23.8	94	-0.40
Arsenic	µg/l	6.55 ± 0.206	5.21 ± 0.67	0.852	79.5	-1.58
Cadmium	µg/l	3.08 ± 0.0774	3.08 ± 0.47	0.308	100	0.01
Chromium	µg/l	2.65 ± 0.0932	2.48 ± 0.36	0.225	93.6	-0.75
Copper	µg/l	57.9 ± 1.44	58.5 ± 4.3	5.22	101	0.11
Iron	µg/l	106 ± 2.79	105.3 ± 12.6	19.1	99	-0.06
Lead	µg/l	1.65 ± 0.0829	- ± -	0.248	-	-
Manganese	µg/l	26.4 ± 0.557	26.4 ± 2.1	1.9	99.9	-0.01
Nickel	µg/l	19.4 ± 0.448	18.7 ± 3	2.32	96.5	-0.29
Selenium	µg/l	6.58 ± 0.175	4.97 ± 0.79	0.789	75.6	-2.04

Parameter	Unit	Assigned value ± U (k=2)	Result ± U	Criterion	Recovery [%]	z-Score
Uranium	µg/l	1.85 ± 0.0828	- ± -	0.122	-	-
Zinc	µg/l	203 ± 4.21	- ± -	18.3	-	-

Sample: M155BHG

Parameter	Unit	Assigned value ± U (k=2)	Result ± U	Criterion	Recovery [%]	z-Score
Mercury	µg/l	1.71 ± 0.0977	1.93 ± 0.2	0.239	113	0.92



Sample: M155A

Parameter	Unit	Assigned value ± U (k=2)	Result ± U	Criterion	Recovery [%]	En-Score
Aluminium	µg/l	24.5 ± 1.33	29.1 ± 4.2	3.68	119	0.54
Arsenic	µg/l	2.7 ± 0.0863	1.85 ± 0.24	0.351	68.6	-1.74
Cadmium	µg/l	0.638 ± 0.025	0.72 ± 0.11	0.0638	113	0.37
Chromium	µg/l	1.6 ± 0.0595	1.72 ± 0.25	0.136	107	0.24
Copper	µg/l	14.5 ± 0.429	13.4 ± 0.99	1.31	92.4	-0.55
Iron	µg/l	64.9 ± 2.33	60.8 ± 7.3	11.7	93.7	-0.28
Lead	µg/l	1.13 ± 0.0519	- ± -	0.169	-	-
Manganese	µg/l	10.9 ± 0.296	10.8 ± 0.9	0.786	98.9	-0.07
Nickel	µg/l	5.13 ± 0.195	5.65 ± 0.9	0.616	110	0.29
Selenium	µg/l	4.01 ± 0.0697	2.4 ± 0.38	0.481	59.8	-2.11
Uranium	µg/l	1.13 ± 0.0424	- ± -	0.0747	-	-
Zinc	µg/l	294 ± 10.7	- ± -	26.5	-	-

Sample: M155AHG

Parameter	Unit	Assigned value ± U (k=2)	Result ± U	Criterion	Recovery [%]	En-Score
Mercury	µg/l	1.18 ± 0.0572	1.26 ± 0.13	0.165	107	0.30

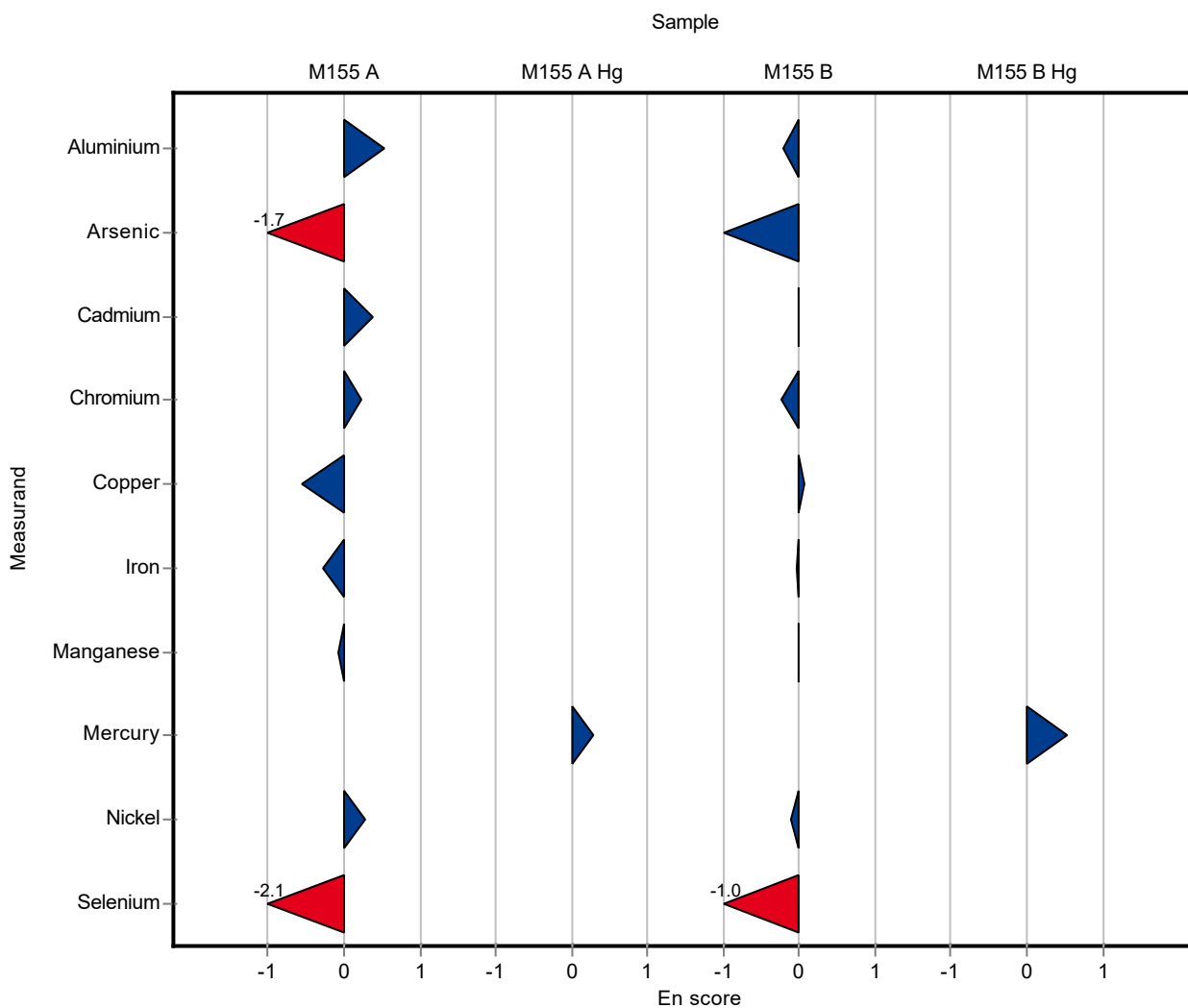
Sample: M155B

Parameter	Unit	Assigned value ± U (k=2)	Result ± U	Criterion	Recovery [%]	En-Score
Aluminium	µg/l	159 ± 4.27	149.3 ± 21.3	23.8	94	-0.22
Arsenic	µg/l	6.55 ± 0.206	5.21 ± 0.67	0.852	79.5	-0.99
Cadmium	µg/l	3.08 ± 0.0774	3.08 ± 0.47	0.308	100	0.00
Chromium	µg/l	2.65 ± 0.0932	2.48 ± 0.36	0.225	93.6	-0.23
Copper	µg/l	57.9 ± 1.44	58.5 ± 4.3	5.22	101	0.06
Iron	µg/l	106 ± 2.79	105.3 ± 12.6	19.1	99	-0.04
Lead	µg/l	1.65 ± 0.0829	- ± -	0.248	-	-
Manganese	µg/l	26.4 ± 0.557	26.4 ± 2.1	1.9	99.9	0.00
Nickel	µg/l	19.4 ± 0.448	18.7 ± 3	2.32	96.5	-0.11
Selenium	µg/l	6.58 ± 0.175	4.97 ± 0.79	0.789	75.6	-1.01

Parameter	Unit	Assigned value ± U (k=2)	Result ± U	Criterion	Recovery [%]	En-Score
Uranium	µg/l	1.85 ± 0.0828	- ± -	0.122	-	-
Zinc	µg/l	203 ± 4.21	- ± -	18.3	-	-

Sample: M155BHG

Parameter	Unit	Assigned value ± U (k=2)	Result ± U	Criterion	Recovery [%]	En-Score
Mercury	µg/l	1.71 ± 0.0977	1.93 ± 0.2	0.239	113	0.53



Sample: M155A

Parameter	Unit	Assigned value ± U (k=2)	Result ± U	Criterion	Recovery [%]	z-Score
Aluminium	µg/l	24.5 ± 1.33	22.3 ± 1.6	3.68	91	-0.60
Arsenic	µg/l	2.7 ± 0.0863	2.64 ± 0.18	0.351	97.8	-0.17
Cadmium	µg/l	0.638 ± 0.025	0.621 ± 0.043	0.0638	97.3	-0.27
Chromium	µg/l	1.6 ± 0.0595	1.51 ± 0.11	0.136	94.3	-0.67
Copper	µg/l	14.5 ± 0.429	13.9 ± 1	1.31	95.8	-0.46
Iron	µg/l	64.9 ± 2.33	63 ± 4.4	11.7	97.1	-0.16
Lead	µg/l	1.13 ± 0.0519	1.13 ± 0.08	0.169	100	0.01
Manganese	µg/l	10.9 ± 0.296	10.6 ± 0.1	0.786	97.1	-0.41
Nickel	µg/l	5.13 ± 0.195	4.78 ± 0.33	0.616	93.2	-0.57
Selenium	µg/l	4.01 ± 0.0697	- ± -	0.481	-	-
Uranium	µg/l	1.13 ± 0.0424	1.17 ± 0.08	0.0747	103	0.51
Zinc	µg/l	294 ± 10.7	277 ± 19	26.5	94.1	-0.66

Sample: M155AHG

Parameter	Unit	Assigned value ± U (k=2)	Result ± U	Criterion	Recovery [%]	z-Score
Mercury	µg/l	1.18 ± 0.0572	- ± -	0.165	-	-

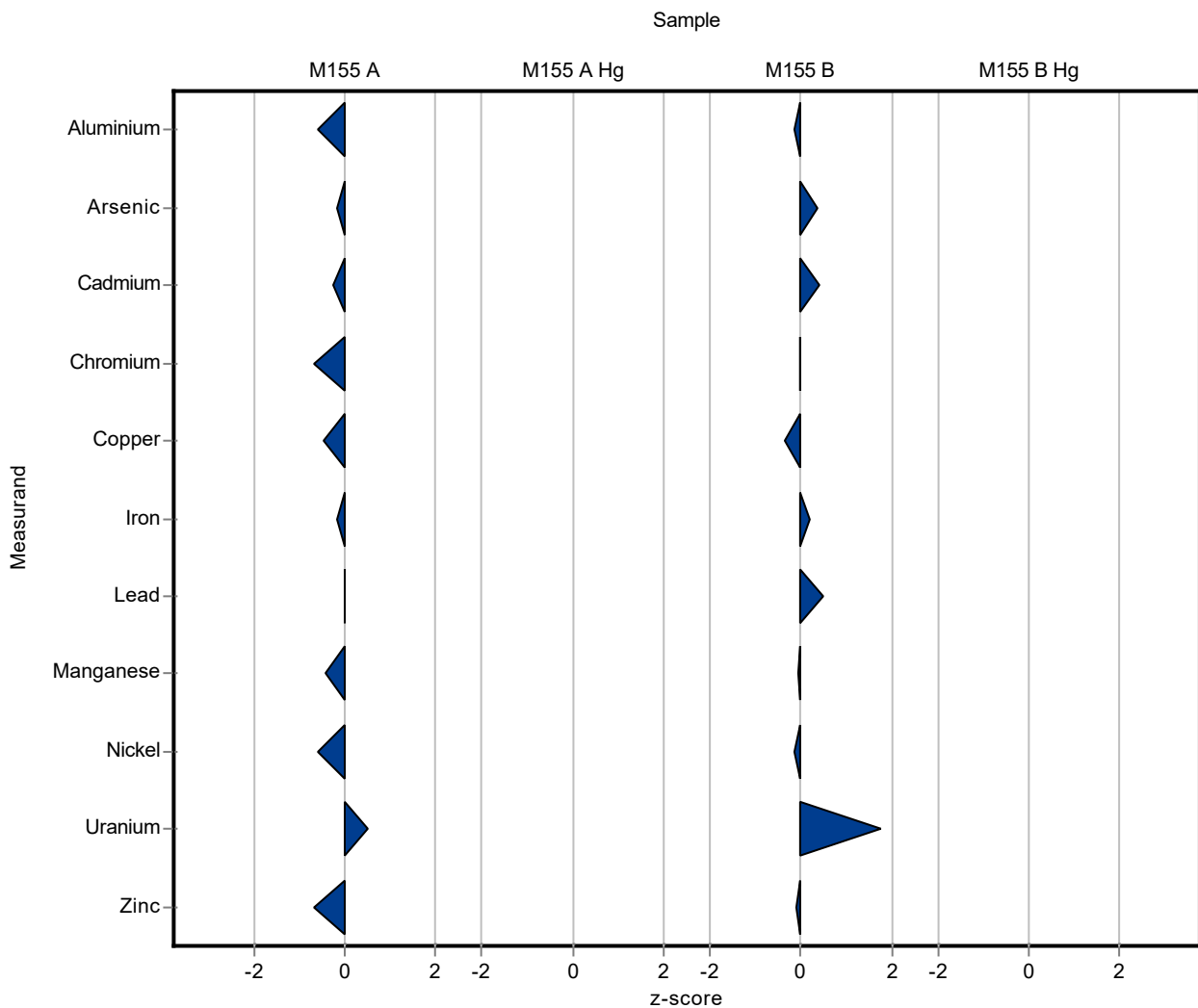
Sample: M155B

Parameter	Unit	Assigned value ± U (k=2)	Result ± U	Criterion	Recovery [%]	z-Score
Aluminium	µg/l	159 ± 4.27	155 ± 11	23.8	97.6	-0.16
Arsenic	µg/l	6.55 ± 0.206	6.85 ± 0.48	0.852	105	0.35
Cadmium	µg/l	3.08 ± 0.0774	3.2 ± 0.22	0.308	104	0.40
Chromium	µg/l	2.65 ± 0.0932	2.65 ± 0.19	0.225	100	0.01
Copper	µg/l	57.9 ± 1.44	56.2 ± 3.9	5.22	97	-0.34
Iron	µg/l	106 ± 2.79	110 ± 8	19.1	103	0.19
Lead	µg/l	1.65 ± 0.0829	1.77 ± 0.12	0.248	107	0.48
Manganese	µg/l	26.4 ± 0.557	26.3 ± 1.8	1.9	99.6	-0.06
Nickel	µg/l	19.4 ± 0.448	19 ± 1.3	2.32	98.1	-0.16
Selenium	µg/l	6.58 ± 0.175	- ± -	0.789	-	-

Parameter	Unit	Assigned value ± U (k=2)	Result ± U	Criterion	Recovery [%]	z-Score
Uranium	µg/l	1.85 ± 0.0828	2.06 ± 0.14	0.122	112	1.76
Zinc	µg/l	203 ± 4.21	201 ± 14	18.3	99	-0.11

Sample: M155BHG

Parameter	Unit	Assigned value ± U (k=2)	Result ± U	Criterion	Recovery [%]	z-Score
Mercury	µg/l	1.71 ± 0.0977	- ± -	0.239	-	-



Sample: M155A

Parameter	Unit	Assigned value ± U (k=2)	Result ± U	Criterion	Recovery [%]	En-Score
Aluminium	µg/l	24.5 ± 1.33	22.3 ± 1.6	3.68	91	-0.64
Arsenic	µg/l	2.7 ± 0.0863	2.64 ± 0.18	0.351	97.8	-0.16
Cadmium	µg/l	0.638 ± 0.025	0.621 ± 0.043	0.0638	97.3	-0.19
Chromium	µg/l	1.6 ± 0.0595	1.51 ± 0.11	0.136	94.3	-0.40
Copper	µg/l	14.5 ± 0.429	13.9 ± 1	1.31	95.8	-0.30
Iron	µg/l	64.9 ± 2.33	63 ± 4.4	11.7	97.1	-0.21
Lead	µg/l	1.13 ± 0.0519	1.13 ± 0.08	0.169	100	0.01
Manganese	µg/l	10.9 ± 0.296	10.6 ± 0.1	0.786	97.1	-0.90
Nickel	µg/l	5.13 ± 0.195	4.78 ± 0.33	0.616	93.2	-0.51
Selenium	µg/l	4.01 ± 0.0697	- ± -	0.481	-	-
Uranium	µg/l	1.13 ± 0.0424	1.17 ± 0.08	0.0747	103	0.23
Zinc	µg/l	294 ± 10.7	277 ± 19	26.5	94.1	-0.44

Sample: M155AHG

Parameter	Unit	Assigned value ± U (k=2)	Result ± U	Criterion	Recovery [%]	En-Score
Mercury	µg/l	1.18 ± 0.0572	- ± -	0.165	-	-

Sample: M155B

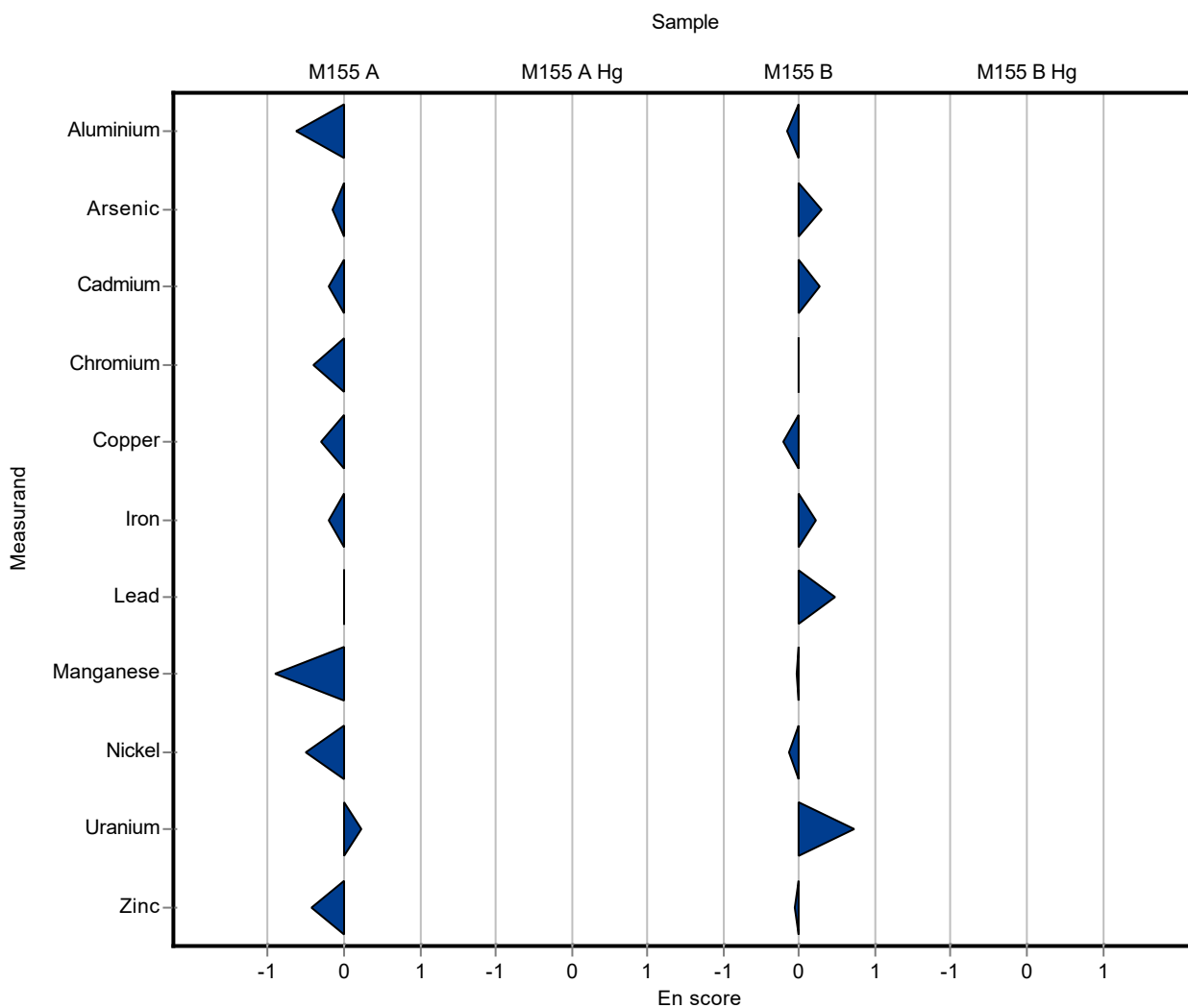
Parameter	Unit	Assigned value ± U (k=2)	Result ± U	Criterion	Recovery [%]	En-Score
Aluminium	µg/l	159 ± 4.27	155 ± 11	23.8	97.6	-0.17
Arsenic	µg/l	6.55 ± 0.206	6.85 ± 0.48	0.852	105	0.30
Cadmium	µg/l	3.08 ± 0.0774	3.2 ± 0.22	0.308	104	0.28
Chromium	µg/l	2.65 ± 0.0932	2.65 ± 0.19	0.225	100	0.00
Copper	µg/l	57.9 ± 1.44	56.2 ± 3.9	5.22	97	-0.22
Iron	µg/l	106 ± 2.79	110 ± 8	19.1	103	0.22
Lead	µg/l	1.65 ± 0.0829	1.77 ± 0.12	0.248	107	0.47
Manganese	µg/l	26.4 ± 0.557	26.3 ± 1.8	1.9	99.6	-0.03
Nickel	µg/l	19.4 ± 0.448	19 ± 1.3	2.32	98.1	-0.14
Selenium	µg/l	6.58 ± 0.175	- ± -	0.789	-	-



Parameter	Unit	Assigned value ± U (k=2)	Result ± U	Criterion	Recovery [%]	En-Score
Uranium	µg/l	1.85 ± 0.0828	2.06 ± 0.14	0.122	112	0.73
Zinc	µg/l	203 ± 4.21	201 ± 14	18.3	99	-0.07

Sample: M155BHG

Parameter	Unit	Assigned value ± U (k=2)	Result ± U	Criterion	Recovery [%]	En-Score
Mercury	µg/l	1.71 ± 0.0977	- ± -	0.239	-	-



Sample: M155A

Parameter	Unit	Assigned value ± U (k=2)	Result ± U	Criterion	Recovery [%]	z-Score
Aluminium	µg/l	24.5 ± 1.33	30 ± 3	3.68	122	1.49
Arsenic	µg/l	2.7 ± 0.0863	2.7 ± 0.324	0.351	100	0.01
Cadmium	µg/l	0.638 ± 0.025	0.68 ± 0.0544	0.0638	107	0.65
Chromium	µg/l	1.6 ± 0.0595	1.7 ± 0.204	0.136	106	0.72
Copper	µg/l	14.5 ± 0.429	15.8 ± 1.264	1.31	109	0.99
Iron	µg/l	64.9 ± 2.33	86 ± 22.36	11.7	132	1.81
Lead	µg/l	1.13 ± 0.0519	1.2 ± 0.096	0.169	106	0.42
Manganese	µg/l	10.9 ± 0.296	12 ± 1.2	0.786	110	1.37
Nickel	µg/l	5.13 ± 0.195	5.2 ± 0.52	0.616	101	0.11
Selenium	µg/l	4.01 ± 0.0697	4.1 ± 0.615	0.481	102	0.18
Uranium	µg/l	1.13 ± 0.0424	1.19 ± 0.06	0.0747	105	0.78
Zinc	µg/l	294 ± 10.7	315 ± 31.5	26.5	107	0.78

Sample: M155AHG

Parameter	Unit	Assigned value ± U (k=2)	Result ± U	Criterion	Recovery [%]	z-Score
Mercury	µg/l	1.18 ± 0.0572	1.3 ± 0.156	0.165	110	0.72

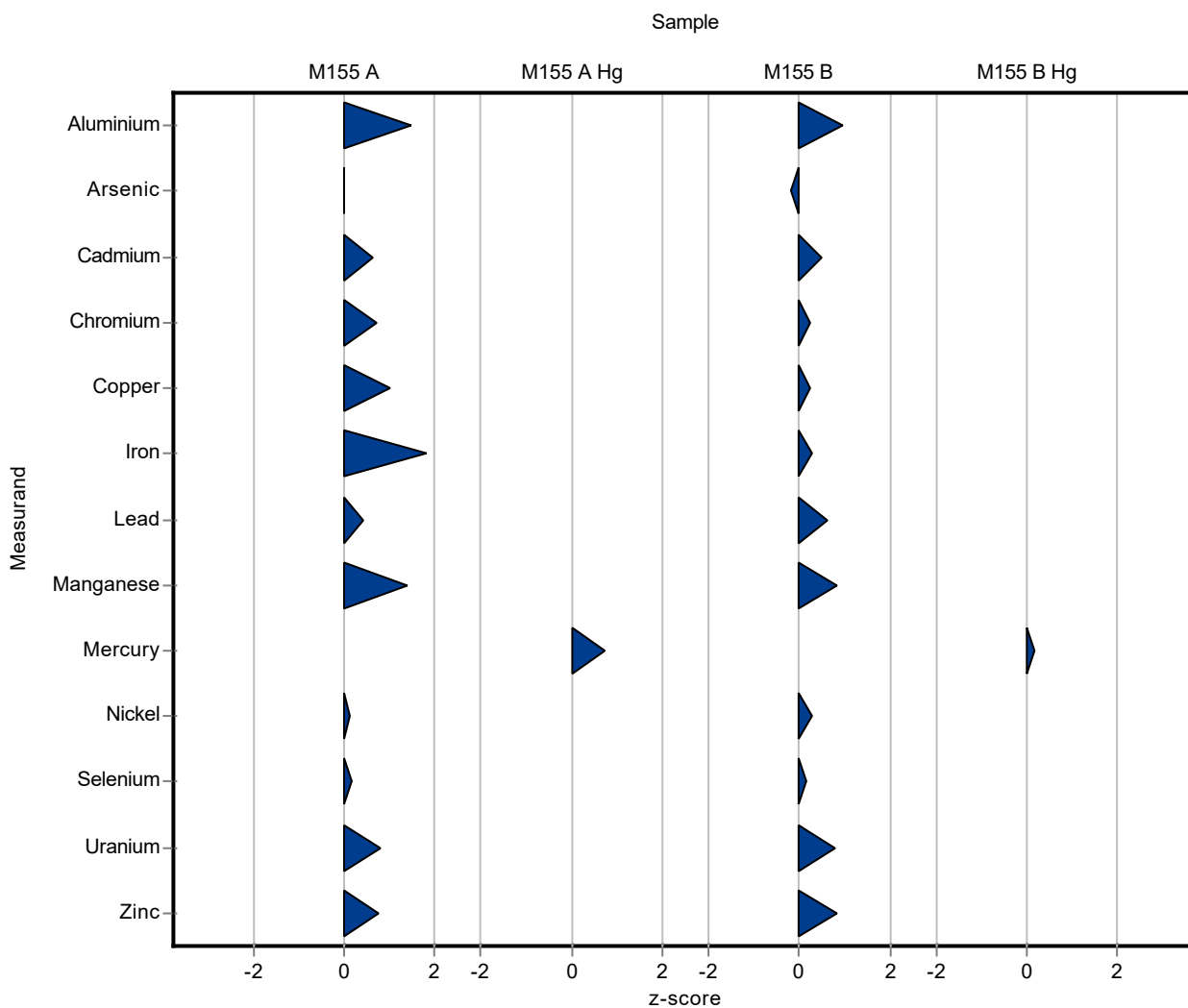
Sample: M155B

Parameter	Unit	Assigned value ± U (k=2)	Result ± U	Criterion	Recovery [%]	z-Score
Aluminium	µg/l	159 ± 4.27	182 ± 18.2	23.8	115	0.97
Arsenic	µg/l	6.55 ± 0.206	6.4 ± 0.768	0.852	97.7	-0.18
Cadmium	µg/l	3.08 ± 0.0774	3.23 ± 0.258	0.308	105	0.50
Chromium	µg/l	2.65 ± 0.0932	2.7 ± 0.324	0.225	102	0.23
Copper	µg/l	57.9 ± 1.44	59.3 ± 4.744	5.22	102	0.26
Iron	µg/l	106 ± 2.79	112 ± 29.12	19.1	105	0.29
Lead	µg/l	1.65 ± 0.0829	1.8 ± 0.144	0.248	109	0.60
Manganese	µg/l	26.4 ± 0.557	28 ± 2.8	1.9	106	0.83
Nickel	µg/l	19.4 ± 0.448	20 ± 2	2.32	103	0.27
Selenium	µg/l	6.58 ± 0.175	6.7 ± 1.01	0.789	102	0.16

Parameter	Unit	Assigned value ± U (k=2)	Result ± U	Criterion	Recovery [%]	z-Score
Uranium	µg/l	1.85 ± 0.0828	1.94 ± 0.097	0.122	105	0.77
Zinc	µg/l	203 ± 4.21	218 ± 21.8	18.3	107	0.82

Sample: M155BHG

Parameter	Unit	Assigned value ± U (k=2)	Result ± U	Criterion	Recovery [%]	z-Score
Mercury	µg/l	1.71 ± 0.0977	1.75 ± 0.21	0.239	102	0.17



Sample: M155A

Parameter	Unit	Assigned value ± U (k=2)	Result ± U	Criterion	Recovery [%]	En-Score
Aluminium	µg/l	24.5 ± 1.33	30 ± 3	3.68	122	0.89
Arsenic	µg/l	2.7 ± 0.0863	2.7 ± 0.324	0.351	100	0.00
Cadmium	µg/l	0.638 ± 0.025	0.68 ± 0.0544	0.0638	107	0.37
Chromium	µg/l	1.6 ± 0.0595	1.7 ± 0.204	0.136	106	0.24
Copper	µg/l	14.5 ± 0.429	15.8 ± 1.264	1.31	109	0.51
Iron	µg/l	64.9 ± 2.33	86 ± 22.36	11.7	132	0.47
Lead	µg/l	1.13 ± 0.0519	1.2 ± 0.096	0.169	106	0.36
Manganese	µg/l	10.9 ± 0.296	12 ± 1.2	0.786	110	0.45
Nickel	µg/l	5.13 ± 0.195	5.2 ± 0.52	0.616	101	0.07
Selenium	µg/l	4.01 ± 0.0697	4.1 ± 0.615	0.481	102	0.07
Uranium	µg/l	1.13 ± 0.0424	1.19 ± 0.06	0.0747	105	0.46
Zinc	µg/l	294 ± 10.7	315 ± 31.5	26.5	107	0.32

Sample: M155AHG

Parameter	Unit	Assigned value ± U (k=2)	Result ± U	Criterion	Recovery [%]	En-Score
Mercury	µg/l	1.18 ± 0.0572	1.3 ± 0.156	0.165	110	0.37

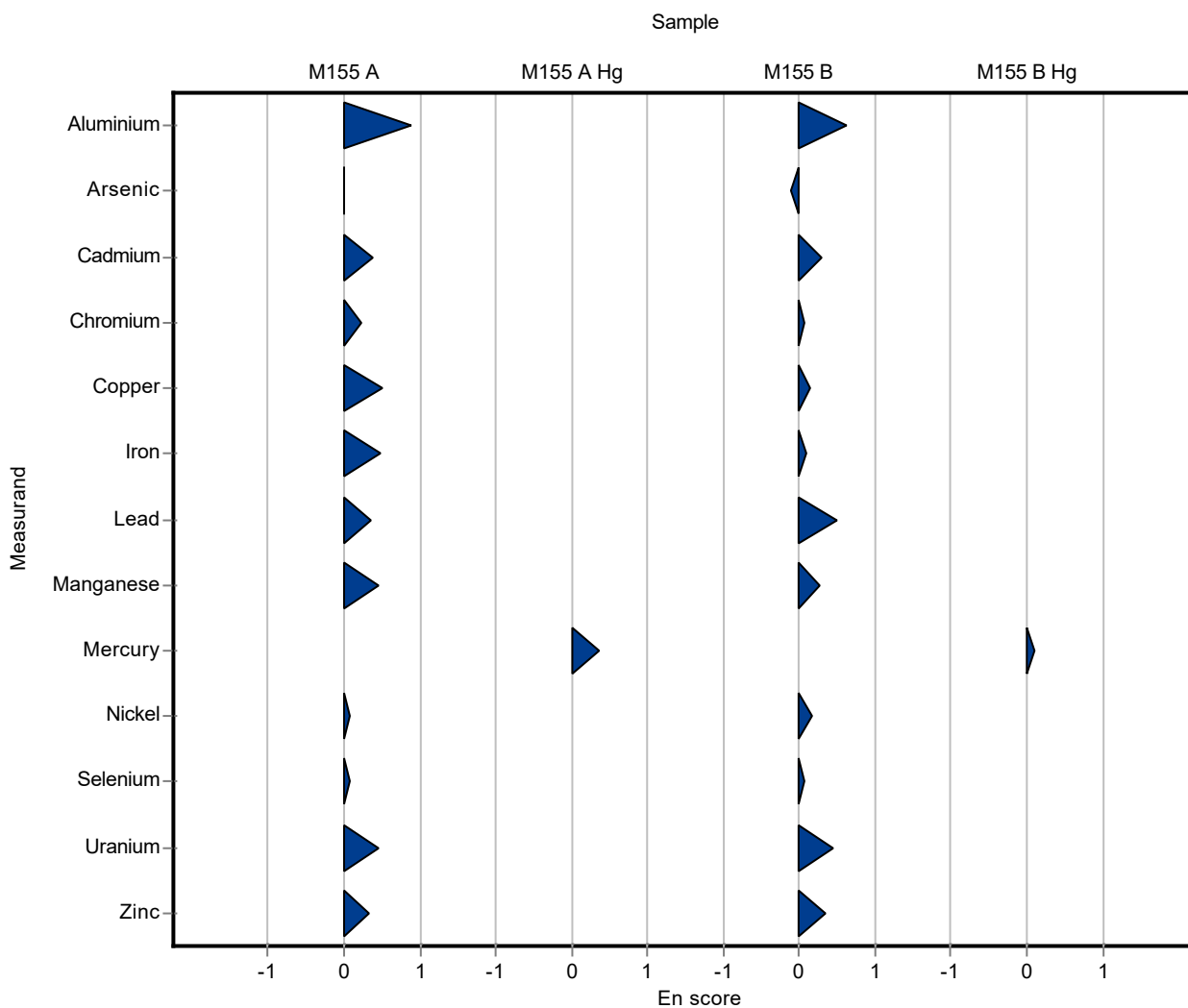
Sample: M155B

Parameter	Unit	Assigned value ± U (k=2)	Result ± U	Criterion	Recovery [%]	En-Score
Aluminium	µg/l	159 ± 4.27	182 ± 18.2	23.8	115	0.63
Arsenic	µg/l	6.55 ± 0.206	6.4 ± 0.768	0.852	97.7	-0.10
Cadmium	µg/l	3.08 ± 0.0774	3.23 ± 0.258	0.308	105	0.29
Chromium	µg/l	2.65 ± 0.0932	2.7 ± 0.324	0.225	102	0.08
Copper	µg/l	57.9 ± 1.44	59.3 ± 4.744	5.22	102	0.14
Iron	µg/l	106 ± 2.79	112 ± 29.12	19.1	105	0.10
Lead	µg/l	1.65 ± 0.0829	1.8 ± 0.144	0.248	109	0.49
Manganese	µg/l	26.4 ± 0.557	28 ± 2.8	1.9	106	0.28
Nickel	µg/l	19.4 ± 0.448	20 ± 2	2.32	103	0.16
Selenium	µg/l	6.58 ± 0.175	6.7 ± 1.01	0.789	102	0.06

Parameter	Unit	Assigned value ± U (k=2)	Result ± U	Criterion	Recovery [%]	En-Score
Uranium	µg/l	1.85 ± 0.0828	1.94 ± 0.097	0.122	105	0.45
Zinc	µg/l	203 ± 4.21	218 ± 21.8	18.3	107	0.34

Sample: M155BHG

Parameter	Unit	Assigned value ± U (k=2)	Result ± U	Criterion	Recovery [%]	En-Score
Mercury	µg/l	1.71 ± 0.0977	1.75 ± 0.21	0.239	102	0.09



Sample: M155A

Parameter	Unit	Assigned value ± U (k=2)	Result ± U	Criterion	Recovery [%]	z-Score
Aluminium	µg/l	24.5 ± 1.33	22.3 ± 2.5	3.68	91	-0.60
Arsenic	µg/l	2.7 ± 0.0863	2.7 ± 0.15	0.351	100	0.01
Cadmium	µg/l	0.638 ± 0.025	0.65 ± 0.03	0.0638	102	0.18
Chromium	µg/l	1.6 ± 0.0595	1.45 ± 0.2	0.136	90.5	-1.11
Copper	µg/l	14.5 ± 0.429	15.5 ± 0.84	1.31	107	0.76
Iron	µg/l	64.9 ± 2.33	66.3 ± 7.4	11.7	102	0.12
Lead	µg/l	1.13 ± 0.0519	1.1 ± 0.12	0.169	97.5	-0.17
Manganese	µg/l	10.9 ± 0.296	11 ± 0.6	0.786	101	0.10
Nickel	µg/l	5.13 ± 0.195	5.03 ± 0.39	0.616	98	-0.16
Selenium	µg/l	4.01 ± 0.0697	4.05 ± 0.49	0.481	101	0.08
Uranium	µg/l	1.13 ± 0.0424	1.15 ± 0.12	0.0747	102	0.25
Zinc	µg/l	294 ± 10.7	303 ± 19	26.5	103	0.32

Sample: M155AHG

Parameter	Unit	Assigned value ± U (k=2)	Result ± U	Criterion	Recovery [%]	z-Score
Mercury	µg/l	1.18 ± 0.0572	0.942 ± 0.15	0.165	79.7	-1.45

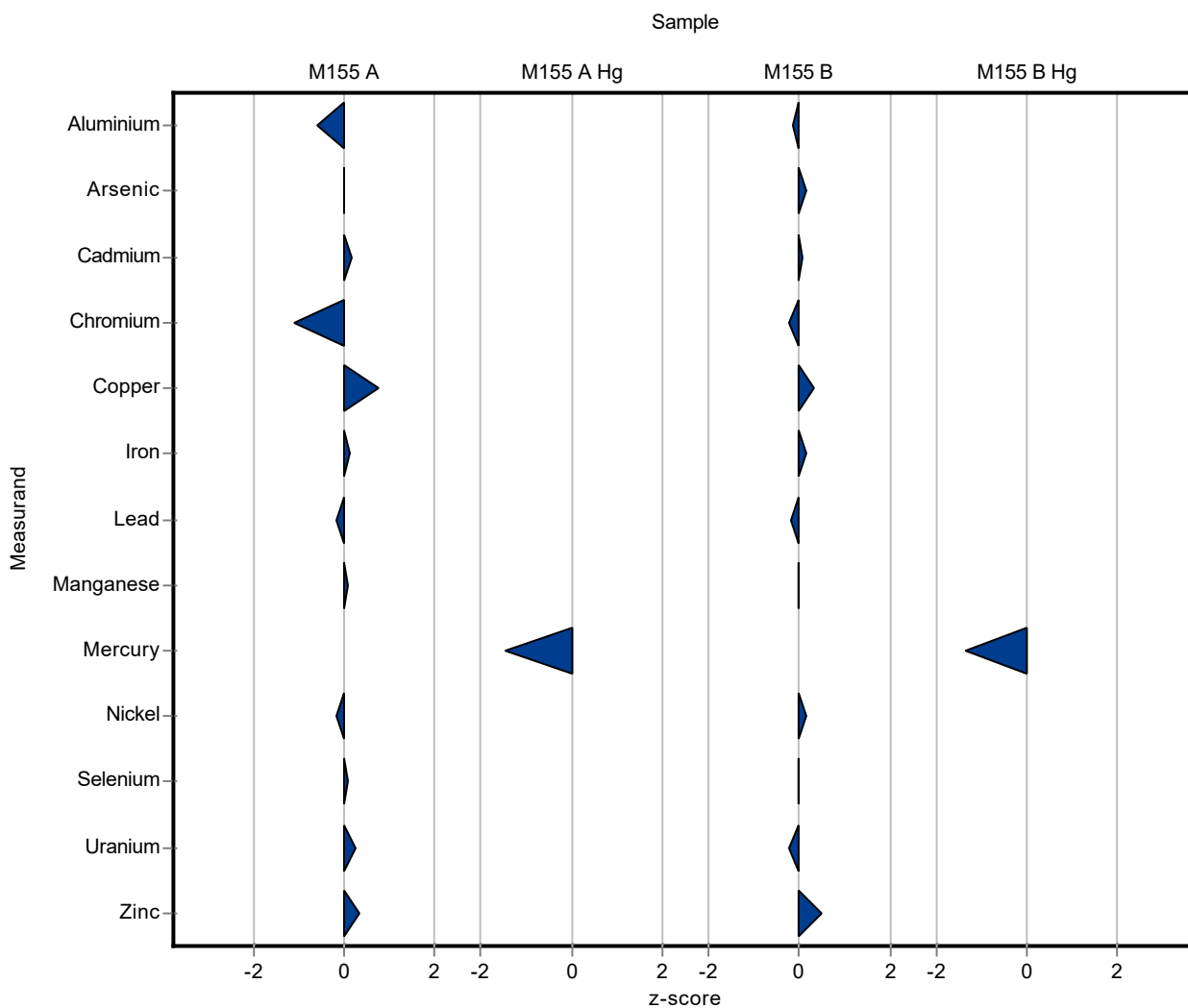
Sample: M155B

Parameter	Unit	Assigned value ± U (k=2)	Result ± U	Criterion	Recovery [%]	z-Score
Aluminium	µg/l	159 ± 4.27	155 ± 17	23.8	97.6	-0.16
Arsenic	µg/l	6.55 ± 0.206	6.68 ± 0.37	0.852	102	0.15
Cadmium	µg/l	3.08 ± 0.0774	3.1 ± 0.14	0.308	101	0.08
Chromium	µg/l	2.65 ± 0.0932	2.6 ± 0.37	0.225	98.2	-0.22
Copper	µg/l	57.9 ± 1.44	59.6 ± 3.3	5.22	103	0.32
Iron	µg/l	106 ± 2.79	109 ± 12	19.1	102	0.14
Lead	µg/l	1.65 ± 0.0829	1.61 ± 0.17	0.248	97.5	-0.17
Manganese	µg/l	26.4 ± 0.557	26.4 ± 1.4	1.9	99.9	-0.01
Nickel	µg/l	19.4 ± 0.448	19.7 ± 1.5	2.32	102	0.14
Selenium	µg/l	6.58 ± 0.175	6.57 ± 0.79	0.789	99.9	-0.01

Parameter	Unit	Assigned value ± U (k=2)	Result ± U	Criterion	Recovery [%]	z-Score
Uranium	µg/l	1.85 ± 0.0828	1.82 ± 0.19	0.122	98.6	-0.21
Zinc	µg/l	203 ± 4.21	212 ± 13	18.3	104	0.50

Sample: M155BHG

Parameter	Unit	Assigned value ± U (k=2)	Result ± U	Criterion	Recovery [%]	z-Score
Mercury	µg/l	1.71 ± 0.0977	1.39 ± 0.21	0.239	81.3	-1.34



Sample: M155A

Parameter	Unit	Assigned value ± U (k=2)	Result ± U	Criterion	Recovery [%]	En-Score
Aluminium	µg/l	24.5 ± 1.33	22.3 ± 2.5	3.68	91	-0.43
Arsenic	µg/l	2.7 ± 0.0863	2.7 ± 0.15	0.351	100	0.01
Cadmium	µg/l	0.638 ± 0.025	0.65 ± 0.03	0.0638	102	0.18
Chromium	µg/l	1.6 ± 0.0595	1.45 ± 0.2	0.136	90.5	-0.37
Copper	µg/l	14.5 ± 0.429	15.5 ± 0.84	1.31	107	0.57
Iron	µg/l	64.9 ± 2.33	66.3 ± 7.4	11.7	102	0.09
Lead	µg/l	1.13 ± 0.0519	1.1 ± 0.12	0.169	97.5	-0.12
Manganese	µg/l	10.9 ± 0.296	11 ± 0.6	0.786	101	0.06
Nickel	µg/l	5.13 ± 0.195	5.03 ± 0.39	0.616	98	-0.13
Selenium	µg/l	4.01 ± 0.0697	4.05 ± 0.49	0.481	101	0.04
Uranium	µg/l	1.13 ± 0.0424	1.15 ± 0.12	0.0747	102	0.08
Zinc	µg/l	294 ± 10.7	303 ± 19	26.5	103	0.22

Sample: M155AHG

Parameter	Unit	Assigned value ± U (k=2)	Result ± U	Criterion	Recovery [%]	En-Score
Mercury	µg/l	1.18 ± 0.0572	0.942 ± 0.15	0.165	79.7	-0.78

Sample: M155B

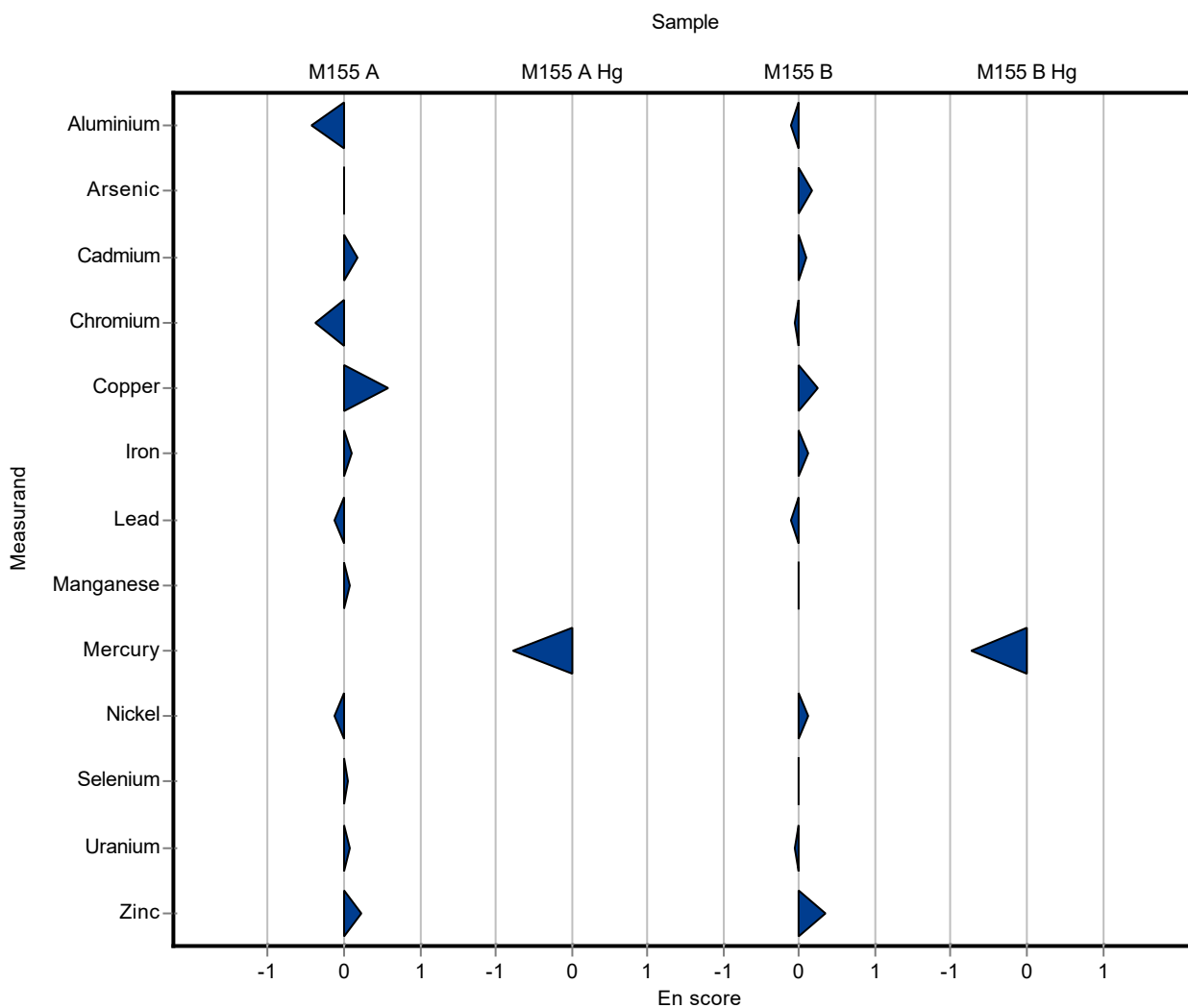
Parameter	Unit	Assigned value ± U (k=2)	Result ± U	Criterion	Recovery [%]	En-Score
Aluminium	µg/l	159 ± 4.27	155 ± 17	23.8	97.6	-0.11
Arsenic	µg/l	6.55 ± 0.206	6.68 ± 0.37	0.852	102	0.16
Cadmium	µg/l	3.08 ± 0.0774	3.1 ± 0.14	0.308	101	0.08
Chromium	µg/l	2.65 ± 0.0932	2.6 ± 0.37	0.225	98.2	-0.07
Copper	µg/l	57.9 ± 1.44	59.6 ± 3.3	5.22	103	0.24
Iron	µg/l	106 ± 2.79	109 ± 12	19.1	102	0.11
Lead	µg/l	1.65 ± 0.0829	1.61 ± 0.17	0.248	97.5	-0.12
Manganese	µg/l	26.4 ± 0.557	26.4 ± 1.4	1.9	99.9	-0.01
Nickel	µg/l	19.4 ± 0.448	19.7 ± 1.5	2.32	102	0.11
Selenium	µg/l	6.58 ± 0.175	6.57 ± 0.79	0.789	99.9	0.00



Parameter	Unit	Assigned value ± U (k=2)	Result ± U	Criterion	Recovery [%]	En-Score
Uranium	µg/l	1.85 ± 0.0828	1.82 ± 0.19	0.122	98.6	-0.07
Zinc	µg/l	203 ± 4.21	212 ± 13	18.3	104	0.34

Sample: M155BHG

Parameter	Unit	Assigned value ± U (k=2)	Result ± U	Criterion	Recovery [%]	En-Score
Mercury	µg/l	1.71 ± 0.0977	1.39 ± 0.21	0.239	81.3	-0.74



Sample: M155A

Parameter	Unit	Assigned value ± U (k=2)	Result ± U	Criterion	Recovery [%]	z-Score
Aluminium	µg/l	24.5 ± 1.33	25 ± 2.5	3.68	102	0.13
Arsenic	µg/l	2.7 ± 0.0863	3 ± 0.45	0.351	111	0.86
Cadmium	µg/l	0.638 ± 0.025	0.644 ± 0.0644	0.0638	101	0.09
Chromium	µg/l	1.6 ± 0.0595	1.59 ± 0.159	0.136	99.3	-0.08
Copper	µg/l	14.5 ± 0.429	13.5 ± 1.35	1.31	93.1	-0.77
Iron	µg/l	64.9 ± 2.33	66.3 ± 6.63	11.7	102	0.12
Lead	µg/l	1.13 ± 0.0519	1.01 ± 0.101	0.169	89.5	-0.70
Manganese	µg/l	10.9 ± 0.296	11.1 ± 1.11	0.786	102	0.23
Nickel	µg/l	5.13 ± 0.195	4.78 ± 0.48	0.616	93.2	-0.57
Selenium	µg/l	4.01 ± 0.0697	3.44 ± 0.51	0.481	85.8	-1.19
Uranium	µg/l	1.13 ± 0.0424	1.1 ± 0.11	0.0747	97.2	-0.42
Zinc	µg/l	294 ± 10.7	286 ± 28.6	26.5	97.1	-0.32

Sample: M155AHG

Parameter	Unit	Assigned value ± U (k=2)	Result ± U	Criterion	Recovery [%]	z-Score
Mercury	µg/l	1.18 ± 0.0572	1.04 ± 0.104	0.165	88	-0.85

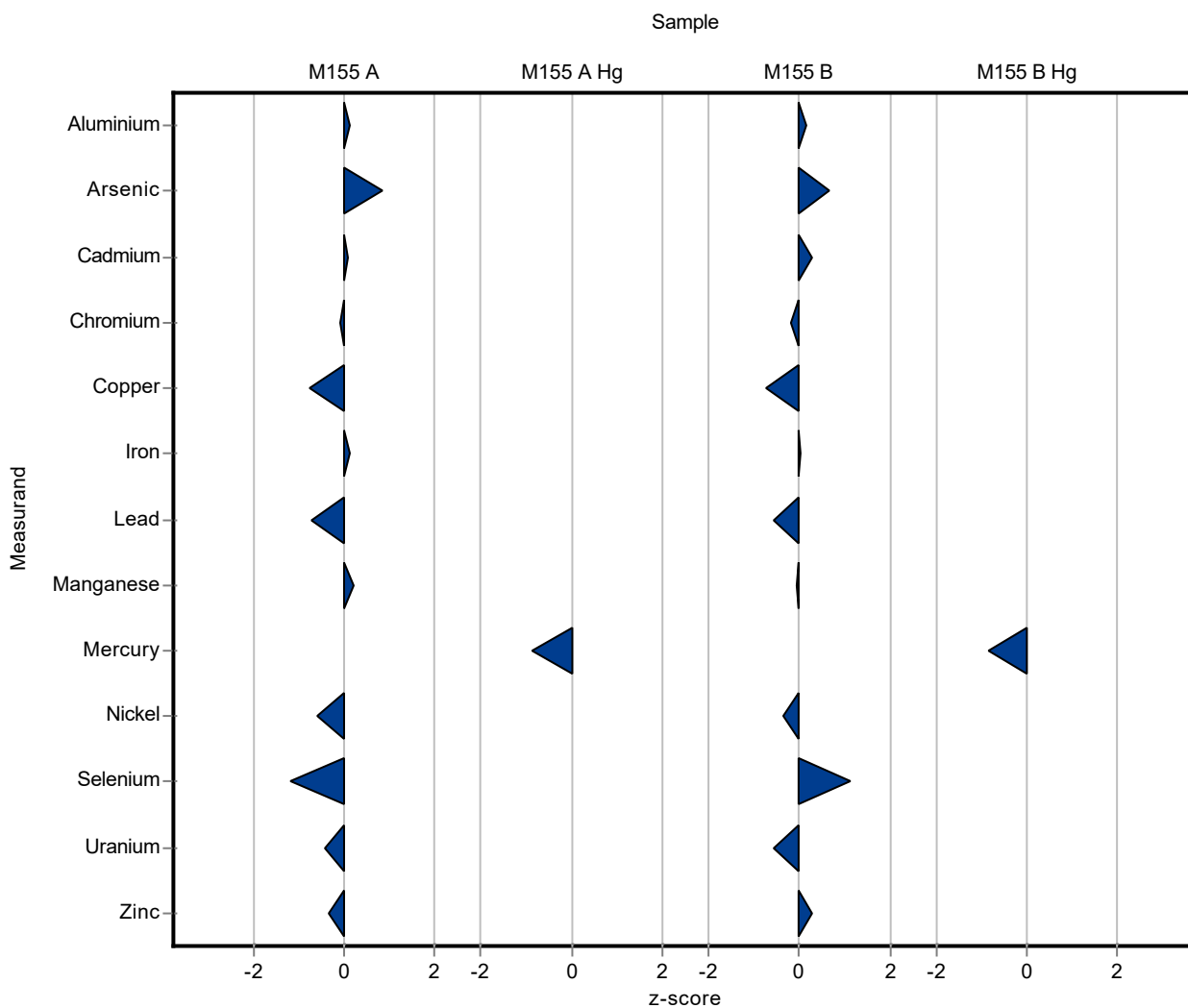
Sample: M155B

Parameter	Unit	Assigned value ± U (k=2)	Result ± U	Criterion	Recovery [%]	z-Score
Aluminium	µg/l	159 ± 4.27	162 ± 16.2	23.8	102	0.14
Arsenic	µg/l	6.55 ± 0.206	7.12 ± 1.067	0.852	109	0.67
Cadmium	µg/l	3.08 ± 0.0774	3.16 ± 0.316	0.308	103	0.27
Chromium	µg/l	2.65 ± 0.0932	2.61 ± 0.261	0.225	98.5	-0.17
Copper	µg/l	57.9 ± 1.44	54.1 ± 5.41	5.22	93.4	-0.74
Iron	µg/l	106 ± 2.79	107 ± 10.7	19.1	101	0.03
Lead	µg/l	1.65 ± 0.0829	1.51 ± 0.151	0.248	91.4	-0.57
Manganese	µg/l	26.4 ± 0.557	26.3 ± 2.63	1.9	99.6	-0.06
Nickel	µg/l	19.4 ± 0.448	18.6 ± 1.86	2.32	96	-0.33
Selenium	µg/l	6.58 ± 0.175	7.45 ± 1.118	0.789	113	1.11

Parameter	Unit	Assigned value ± U (k=2)	Result ± U	Criterion	Recovery [%]	z-Score
Uranium	µg/l	1.85 ± 0.0828	1.78 ± 0.178	0.122	96.4	-0.54
Zinc	µg/l	203 ± 4.21	208 ± 20.8	18.3	102	0.28

Sample: M155BHG

Parameter	Unit	Assigned value ± U (k=2)	Result ± U	Criterion	Recovery [%]	z-Score
Mercury	µg/l	1.71 ± 0.0977	1.51 ± 0.151	0.239	88.3	-0.84



Sample: M155A

Parameter	Unit	Assigned value ± U (k=2)	Result ± U	Criterion	Recovery [%]	En-Score
Aluminium	µg/l	24.5 ± 1.33	25 ± 2.5	3.68	102	0.09
Arsenic	µg/l	2.7 ± 0.0863	3 ± 0.45	0.351	111	0.33
Cadmium	µg/l	0.638 ± 0.025	0.644 ± 0.0644	0.0638	101	0.04
Chromium	µg/l	1.6 ± 0.0595	1.59 ± 0.159	0.136	99.3	-0.04
Copper	µg/l	14.5 ± 0.429	13.5 ± 1.35	1.31	93.1	-0.37
Iron	µg/l	64.9 ± 2.33	66.3 ± 6.63	11.7	102	0.10
Lead	µg/l	1.13 ± 0.0519	1.01 ± 0.101	0.169	89.5	-0.57
Manganese	µg/l	10.9 ± 0.296	11.1 ± 1.11	0.786	102	0.08
Nickel	µg/l	5.13 ± 0.195	4.78 ± 0.48	0.616	93.2	-0.36
Selenium	µg/l	4.01 ± 0.0697	3.44 ± 0.51	0.481	85.8	-0.56
Uranium	µg/l	1.13 ± 0.0424	1.1 ± 0.11	0.0747	97.2	-0.14
Zinc	µg/l	294 ± 10.7	286 ± 28.6	26.5	97.1	-0.14

Sample: M155AHG

Parameter	Unit	Assigned value ± U (k=2)	Result ± U	Criterion	Recovery [%]	En-Score
Mercury	µg/l	1.18 ± 0.0572	1.04 ± 0.104	0.165	88	-0.66

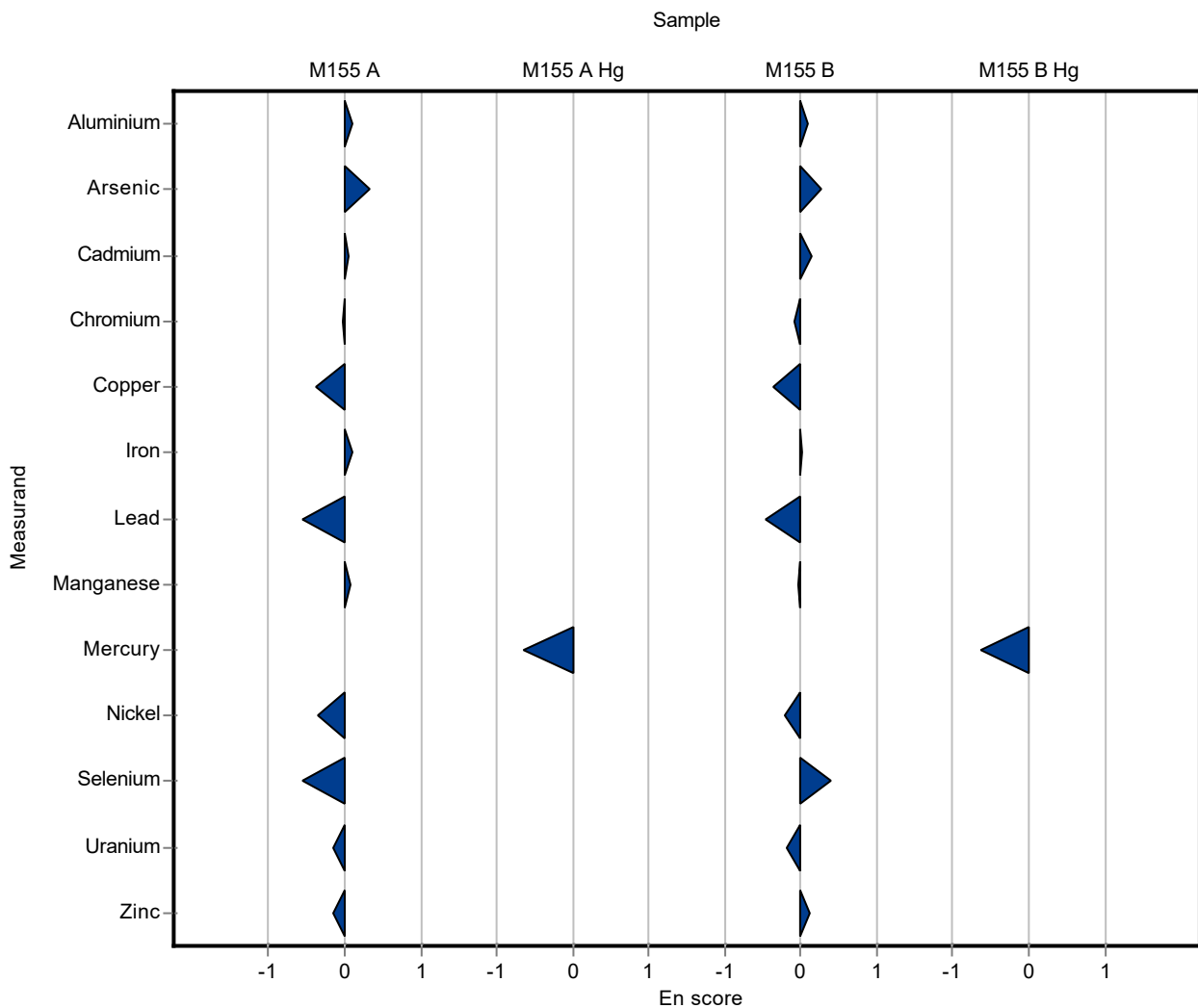
Sample: M155B

Parameter	Unit	Assigned value ± U (k=2)	Result ± U	Criterion	Recovery [%]	En-Score
Aluminium	µg/l	159 ± 4.27	162 ± 16.2	23.8	102	0.10
Arsenic	µg/l	6.55 ± 0.206	7.12 ± 1.067	0.852	109	0.26
Cadmium	µg/l	3.08 ± 0.0774	3.16 ± 0.316	0.308	103	0.13
Chromium	µg/l	2.65 ± 0.0932	2.61 ± 0.261	0.225	98.5	-0.07
Copper	µg/l	57.9 ± 1.44	54.1 ± 5.41	5.22	93.4	-0.35
Iron	µg/l	106 ± 2.79	107 ± 10.7	19.1	101	0.03
Lead	µg/l	1.65 ± 0.0829	1.51 ± 0.151	0.248	91.4	-0.45
Manganese	µg/l	26.4 ± 0.557	26.3 ± 2.63	1.9	99.6	-0.02
Nickel	µg/l	19.4 ± 0.448	18.6 ± 1.86	2.32	96	-0.21
Selenium	µg/l	6.58 ± 0.175	7.45 ± 1.118	0.789	113	0.39

Parameter	Unit	Assigned value ± U (k=2)	Result ± U	Criterion	Recovery [%]	En-Score
Uranium	µg/l	1.85 ± 0.0828	1.78 ± 0.178	0.122	96.4	-0.18
Zinc	µg/l	203 ± 4.21	208 ± 20.8	18.3	102	0.12

Sample: M155BHG

Parameter	Unit	Assigned value ± U (k=2)	Result ± U	Criterion	Recovery [%]	En-Score
Mercury	µg/l	1.71 ± 0.0977	1.51 ± 0.151	0.239	88.3	-0.63



Sample: M155A

Parameter	Unit	Assigned value ± U (k=2)	Result ± U	Criterion	Recovery [%]	z-Score
Aluminium	µg/l	24.5 ± 1.33	- ± -	3.68	-	-
Arsenic	µg/l	2.7 ± 0.0863	<0.5 (LOQ) ± -	0.351	-	-
Cadmium	µg/l	0.638 ± 0.025	0.8 ± 0.02	0.0638	125	2.53
Chromium	µg/l	1.6 ± 0.0595	2.78 ± 0.02	0.136	174	8.66
Copper	µg/l	14.5 ± 0.429	14.43 ± 0.02	1.31	99.5	-0.06
Iron	µg/l	64.9 ± 2.33	- ± -	11.7	-	-
Lead	µg/l	1.13 ± 0.0519	8.78 ± 0.02	0.169	778	45.20
Manganese	µg/l	10.9 ± 0.296	- ± -	0.786	-	-
Nickel	µg/l	5.13 ± 0.195	2.24 ± 0.02	0.616	43.7	-4.70
Selenium	µg/l	4.01 ± 0.0697	- ± -	0.481	-	-
Uranium	µg/l	1.13 ± 0.0424	- ± -	0.0747	-	-
Zinc	µg/l	294 ± 10.7	33 ± 0.02	26.5	11.2	-9.87

Sample: M155AHG

Parameter	Unit	Assigned value ± U (k=2)	Result ± U	Criterion	Recovery [%]	z-Score
Mercury	µg/l	1.18 ± 0.0572	1.52 ± 0.1	0.165	129	2.05

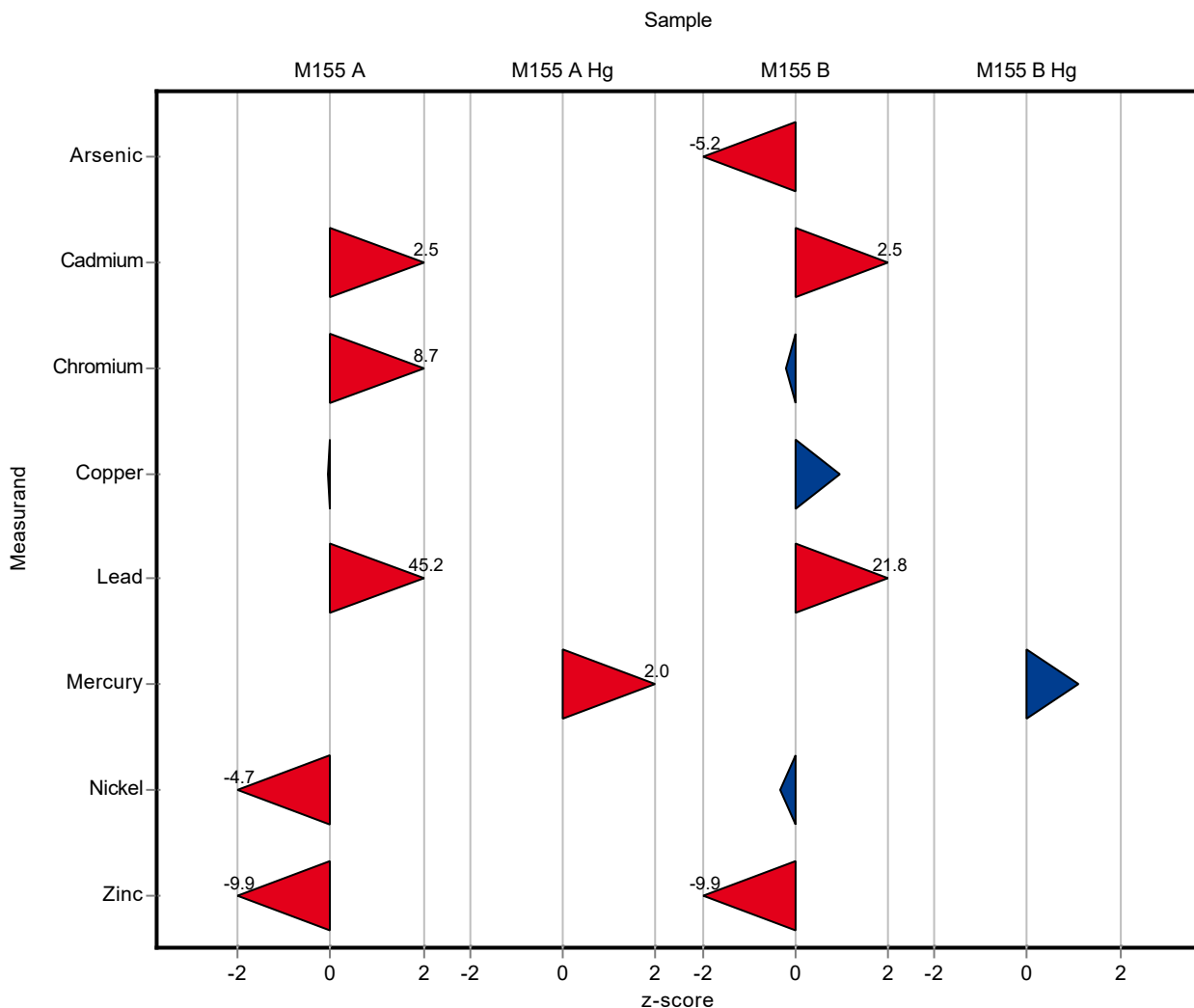
Sample: M155B

Parameter	Unit	Assigned value ± U (k=2)	Result ± U	Criterion	Recovery [%]	z-Score
Aluminium	µg/l	159 ± 4.27	- ± -	23.8	-	-
Arsenic	µg/l	6.55 ± 0.206	2.11 ± 0.1	0.852	32.2	-5.22
Cadmium	µg/l	3.08 ± 0.0774	3.86 ± 0.02	0.308	125	2.55
Chromium	µg/l	2.65 ± 0.0932	2.6 ± 0.02	0.225	98.2	-0.22
Copper	µg/l	57.9 ± 1.44	62.95 ± 0.02	5.22	109	0.96
Iron	µg/l	106 ± 2.79	- ± -	19.1	-	-
Lead	µg/l	1.65 ± 0.0829	7.06 ± 0.02	0.248	427	21.80
Manganese	µg/l	26.4 ± 0.557	- ± -	1.9	-	-
Nickel	µg/l	19.4 ± 0.448	18.62 ± 0.02	2.32	96.1	-0.32
Selenium	µg/l	6.58 ± 0.175	- ± -	0.789	-	-

Parameter	Unit	Assigned value ± U (k=2)	Result ± U	Criterion	Recovery [%]	z-Score
Uranium	µg/l	1.85 ± 0.0828	- ± -	0.122	-	-
Zinc	µg/l	203 ± 4.21	23 ± 0.02	18.3	11.3	-9.85

Sample: M155BHG

Parameter	Unit	Assigned value ± U (k=2)	Result ± U	Criterion	Recovery [%]	z-Score
Mercury	µg/l	1.71 ± 0.0977	1.97 ± 0.1	0.239	115	1.09



Sample: M155A

Parameter	Unit	Assigned value ± U (k=2)	Result ± U	Criterion	Recovery [%]	En-Score
Aluminium	µg/l	24.5 ± 1.33	- ± -	3.68	-	-
Arsenic	µg/l	2.7 ± 0.0863	<0.5 (LOQ) ± -	0.351	-	-
Cadmium	µg/l	0.638 ± 0.025	0.8 ± 0.02	0.0638	125	3.43
Chromium	µg/l	1.6 ± 0.0595	2.78 ± 0.02	0.136	174	16.40
Copper	µg/l	14.5 ± 0.429	14.43 ± 0.02	1.31	99.5	-0.18
Iron	µg/l	64.9 ± 2.33	- ± -	11.7	-	-
Lead	µg/l	1.13 ± 0.0519	8.78 ± 0.02	0.169	778	117.00
Manganese	µg/l	10.9 ± 0.296	- ± -	0.786	-	-
Nickel	µg/l	5.13 ± 0.195	2.24 ± 0.02	0.616	43.7	-14.60
Selenium	µg/l	4.01 ± 0.0697	- ± -	0.481	-	-
Uranium	µg/l	1.13 ± 0.0424	- ± -	0.0747	-	-
Zinc	µg/l	294 ± 10.7	33 ± 0.02	26.5	11.2	-24.40

Sample: M155AHG

Parameter	Unit	Assigned value ± U (k=2)	Result ± U	Criterion	Recovery [%]	En-Score
Mercury	µg/l	1.18 ± 0.0572	1.52 ± 0.1	0.165	129	1.63

Sample: M155B

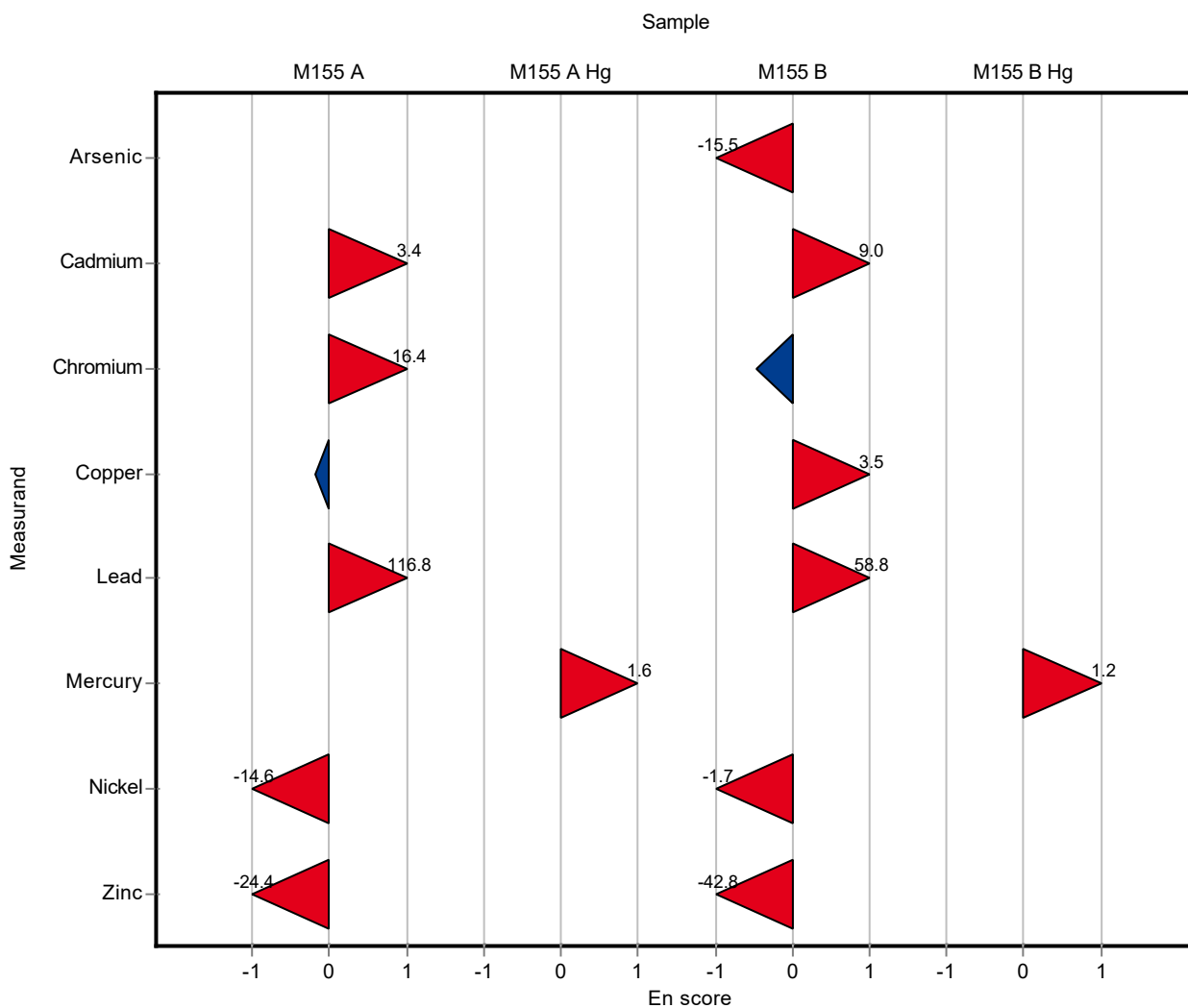
Parameter	Unit	Assigned value ± U (k=2)	Result ± U	Criterion	Recovery [%]	En-Score
Aluminium	µg/l	159 ± 4.27	- ± -	23.8	-	-
Arsenic	µg/l	6.55 ± 0.206	2.11 ± 0.1	0.852	32.2	-15.50
Cadmium	µg/l	3.08 ± 0.0774	3.86 ± 0.02	0.308	125	8.99
Chromium	µg/l	2.65 ± 0.0932	2.6 ± 0.02	0.225	98.2	-0.48
Copper	µg/l	57.9 ± 1.44	62.95 ± 0.02	5.22	109	3.47
Iron	µg/l	106 ± 2.79	- ± -	19.1	-	-
Lead	µg/l	1.65 ± 0.0829	7.06 ± 0.02	0.248	427	58.80
Manganese	µg/l	26.4 ± 0.557	- ± -	1.9	-	-
Nickel	µg/l	19.4 ± 0.448	18.62 ± 0.02	2.32	96.1	-1.67
Selenium	µg/l	6.58 ± 0.175	- ± -	0.789	-	-



Parameter	Unit	Assigned value ± U (k=2)	Result ± U	Criterion	Recovery [%]	En-Score
Uranium	µg/l	1.85 ± 0.0828	- ± -	0.122	-	-
Zinc	µg/l	203 ± 4.21	23 ± 0.02	18.3	11.3	-42.80

Sample: M155BHG

Parameter	Unit	Assigned value ± U (k=2)	Result ± U	Criterion	Recovery [%]	En-Score
Mercury	µg/l	1.71 ± 0.0977	1.97 ± 0.1	0.239	115	1.17



Sample: M155A

Parameter	Unit	Assigned value ± U (k=2)	Result ± U	Criterion	Recovery [%]	z-Score
Aluminium	µg/l	24.5 ± 1.33	<100 (LOQ) ± -	3.68	-	-
Arsenic	µg/l	2.7 ± 0.0863	<5 (LOQ) ± -	0.351	-	-
Cadmium	µg/l	0.638 ± 0.025	<5 (LOQ) ± -	0.0638	-	-
Chromium	µg/l	1.6 ± 0.0595	<5 (LOQ) ± -	0.136	-	-
Copper	µg/l	14.5 ± 0.429	14 ± 2.31	1.31	96.5	-0.39
Iron	µg/l	64.9 ± 2.33	58 ± 3.06	11.7	89.4	-0.59
Lead	µg/l	1.13 ± 0.0519	<5 (LOQ) ± -	0.169	-	-
Manganese	µg/l	10.9 ± 0.296	9 ± 2	0.786	82.4	-2.44
Nickel	µg/l	5.13 ± 0.195	<5 (LOQ) ± -	0.616	-	-
Selenium	µg/l	4.01 ± 0.0697	<5 (LOQ) ± -	0.481	-	-
Uranium	µg/l	1.13 ± 0.0424	- ± -	0.0747	-	-
Zinc	µg/l	294 ± 10.7	284 ± 18.6	26.5	96.5	-0.39

Sample: M155AHG

Parameter	Unit	Assigned value ± U (k=2)	Result ± U	Criterion	Recovery [%]	z-Score
Mercury	µg/l	1.18 ± 0.0572	1.128 ± 0.02	0.165	95.5	-0.32

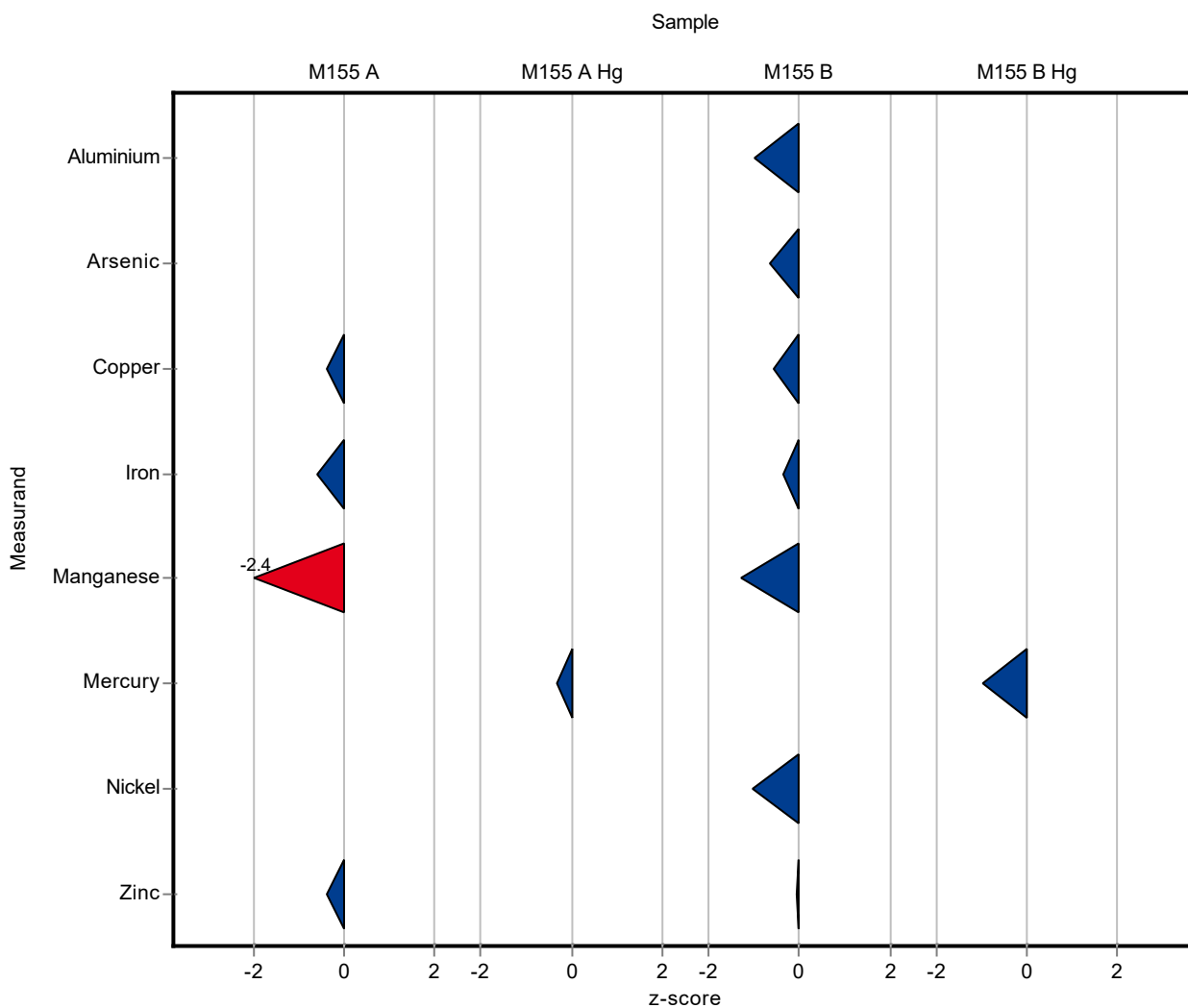
Sample: M155B

Parameter	Unit	Assigned value ± U (k=2)	Result ± U	Criterion	Recovery [%]	z-Score
Aluminium	µg/l	159 ± 4.27	135 ± 14.1	23.8	85	-1.00
Arsenic	µg/l	6.55 ± 0.206	6 ± 0.1	0.852	91.6	-0.65
Cadmium	µg/l	3.08 ± 0.0774	<5 (LOQ) ± -	0.308	-	-
Chromium	µg/l	2.65 ± 0.0932	<5 (LOQ) ± -	0.225	-	-
Copper	µg/l	57.9 ± 1.44	55 ± 2	5.22	94.9	-0.56
Iron	µg/l	106 ± 2.79	100 ± 5.29	19.1	94	-0.33
Lead	µg/l	1.65 ± 0.0829	<5 (LOQ) ± -	0.248	-	-
Manganese	µg/l	26.4 ± 0.557	24 ± 1.15	1.9	90.8	-1.27
Nickel	µg/l	19.4 ± 0.448	17 ± 0.1	2.32	87.8	-1.02
Selenium	µg/l	6.58 ± 0.175	<5 (LOQ) ± -	0.789	-	-

Parameter	Unit	Assigned value ± U (k=2)	Result ± U	Criterion	Recovery [%]	z-Score
Uranium	µg/l	1.85 ± 0.0828	- ± -	0.122	-	-
Zinc	µg/l	203 ± 4.21	202 ± 15.6	18.3	99.5	-0.05

Sample: M155BHG

Parameter	Unit	Assigned value ± U (k=2)	Result ± U	Criterion	Recovery [%]	z-Score
Mercury	µg/l	1.71 ± 0.0977	1.476 ± 0.07	0.239	86.3	-0.98



Sample: M155A

Parameter	Unit	Assigned value ± U (k=2)	Result ± U	Criterion	Recovery [%]	En-Score
Aluminium	µg/l	24.5 ± 1.33	<100 (LOQ) ± -	3.68	-	-
Arsenic	µg/l	2.7 ± 0.0863	<5 (LOQ) ± -	0.351	-	-
Cadmium	µg/l	0.638 ± 0.025	<5 (LOQ) ± -	0.0638	-	-
Chromium	µg/l	1.6 ± 0.0595	<5 (LOQ) ± -	0.136	-	-
Copper	µg/l	14.5 ± 0.429	14 ± 2.31	1.31	96.5	-0.11
Iron	µg/l	64.9 ± 2.33	58 ± 3.06	11.7	89.4	-1.06
Lead	µg/l	1.13 ± 0.0519	<5 (LOQ) ± -	0.169	-	-
Manganese	µg/l	10.9 ± 0.296	9 ± 2	0.786	82.4	-0.48
Nickel	µg/l	5.13 ± 0.195	<5 (LOQ) ± -	0.616	-	-
Selenium	µg/l	4.01 ± 0.0697	<5 (LOQ) ± -	0.481	-	-
Uranium	µg/l	1.13 ± 0.0424	- ± -	0.0747	-	-
Zinc	µg/l	294 ± 10.7	284 ± 18.6	26.5	96.5	-0.27

Sample: M155AHG

Parameter	Unit	Assigned value ± U (k=2)	Result ± U	Criterion	Recovery [%]	En-Score
Mercury	µg/l	1.18 ± 0.0572	1.128 ± 0.02	0.165	95.5	-0.76

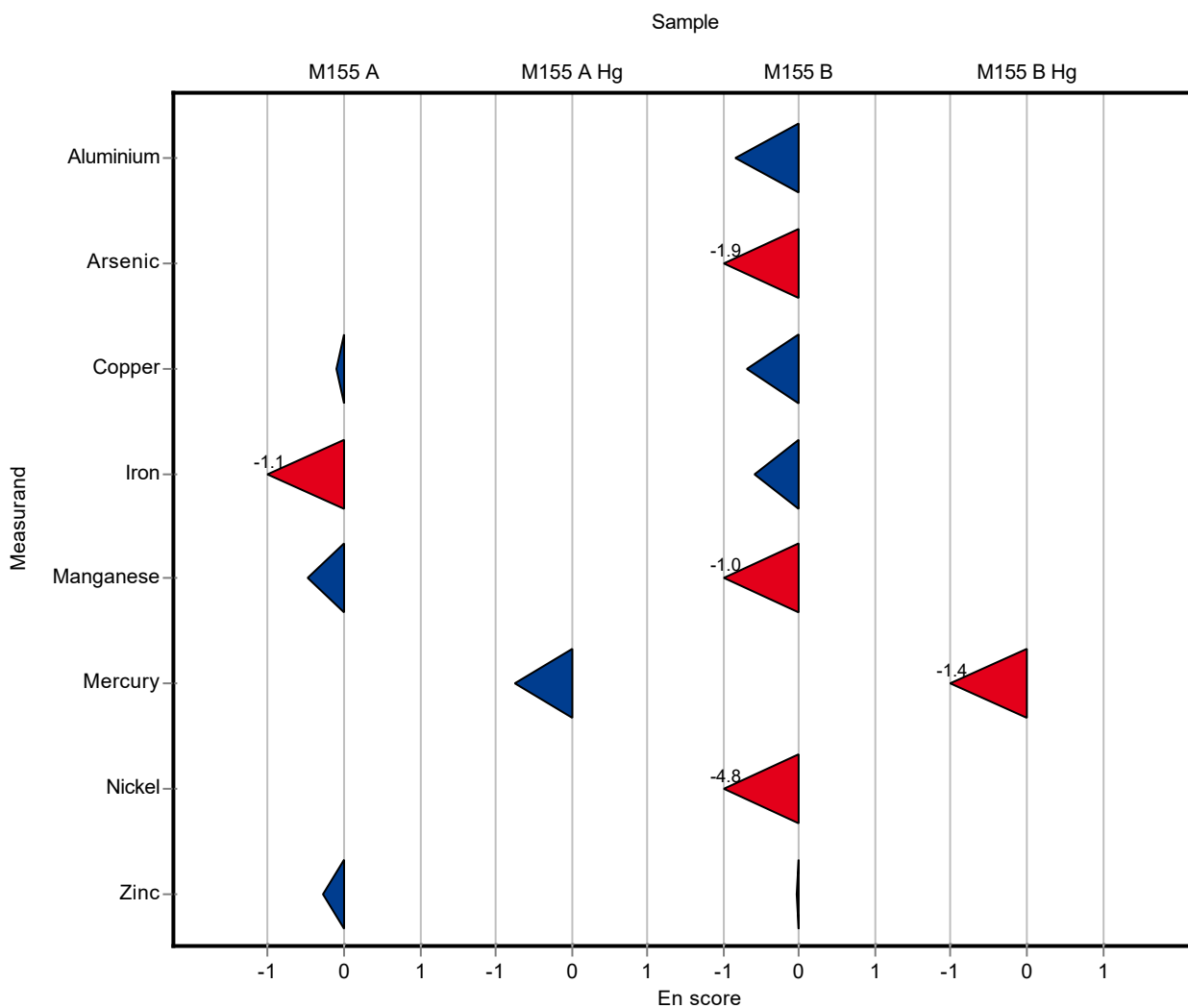
Sample: M155B

Parameter	Unit	Assigned value ± U (k=2)	Result ± U	Criterion	Recovery [%]	En-Score
Aluminium	µg/l	159 ± 4.27	135 ± 14.1	23.8	85	-0.83
Arsenic	µg/l	6.55 ± 0.206	6 ± 0.1	0.852	91.6	-1.93
Cadmium	µg/l	3.08 ± 0.0774	<5 (LOQ) ± -	0.308	-	-
Chromium	µg/l	2.65 ± 0.0932	<5 (LOQ) ± -	0.225	-	-
Copper	µg/l	57.9 ± 1.44	55 ± 2	5.22	94.9	-0.69
Iron	µg/l	106 ± 2.79	100 ± 5.29	19.1	94	-0.58
Lead	µg/l	1.65 ± 0.0829	<5 (LOQ) ± -	0.248	-	-
Manganese	µg/l	26.4 ± 0.557	24 ± 1.15	1.9	90.8	-1.02
Nickel	µg/l	19.4 ± 0.448	17 ± 0.1	2.32	87.8	-4.83
Selenium	µg/l	6.58 ± 0.175	<5 (LOQ) ± -	0.789	-	-

Parameter	Unit	Assigned value ± U (k=2)	Result ± U	Criterion	Recovery [%]	En-Score
Uranium	µg/l	1.85 ± 0.0828	- ± -	0.122	-	-
Zinc	µg/l	203 ± 4.21	202 ± 15.6	18.3	99.5	-0.03

Sample: M155BHG

Parameter	Unit	Assigned value ± U (k=2)	Result ± U	Criterion	Recovery [%]	En-Score
Mercury	µg/l	1.71 ± 0.0977	1.476 ± 0.07	0.239	86.3	-1.37



Sample: M155A

Parameter	Unit	Assigned value ± U (k=2)	Result ± U	Criterion	Recovery [%]	z-Score
Aluminium	µg/l	24.5 ± 1.33	23.1 ± 0.36	3.68	94.2	-0.39
Arsenic	µg/l	2.7 ± 0.0863	2.94 ± 0.08	0.351	109	0.69
Cadmium	µg/l	0.638 ± 0.025	0.626 ± 0.009	0.0638	98.1	-0.19
Chromium	µg/l	1.6 ± 0.0595	1.82 ± 0.11	0.136	114	1.61
Copper	µg/l	14.5 ± 0.429	14.6 ± 0.46	1.31	101	0.07
Iron	µg/l	64.9 ± 2.33	68 ± 0.81	11.7	105	0.27
Lead	µg/l	1.13 ± 0.0519	<1 (LOQ) ± -	0.169	-	-
Manganese	µg/l	10.9 ± 0.296	10.2 ± 0.98	0.786	93.4	-0.92
Nickel	µg/l	5.13 ± 0.195	5.35 ± 0.13	0.616	104	0.35
Selenium	µg/l	4.01 ± 0.0697	4.76 ± 0.19	0.481	119	1.56
Uranium	µg/l	1.13 ± 0.0424	<1 (LOQ) ± -	0.0747	-	-
Zinc	µg/l	294 ± 10.7	303 ± 4.6	26.5	103	0.32

Sample: M155AHG

Parameter	Unit	Assigned value ± U (k=2)	Result ± U	Criterion	Recovery [%]	z-Score
Mercury	µg/l	1.18 ± 0.0572	1.16 ± 0.015	0.165	98.2	-0.13

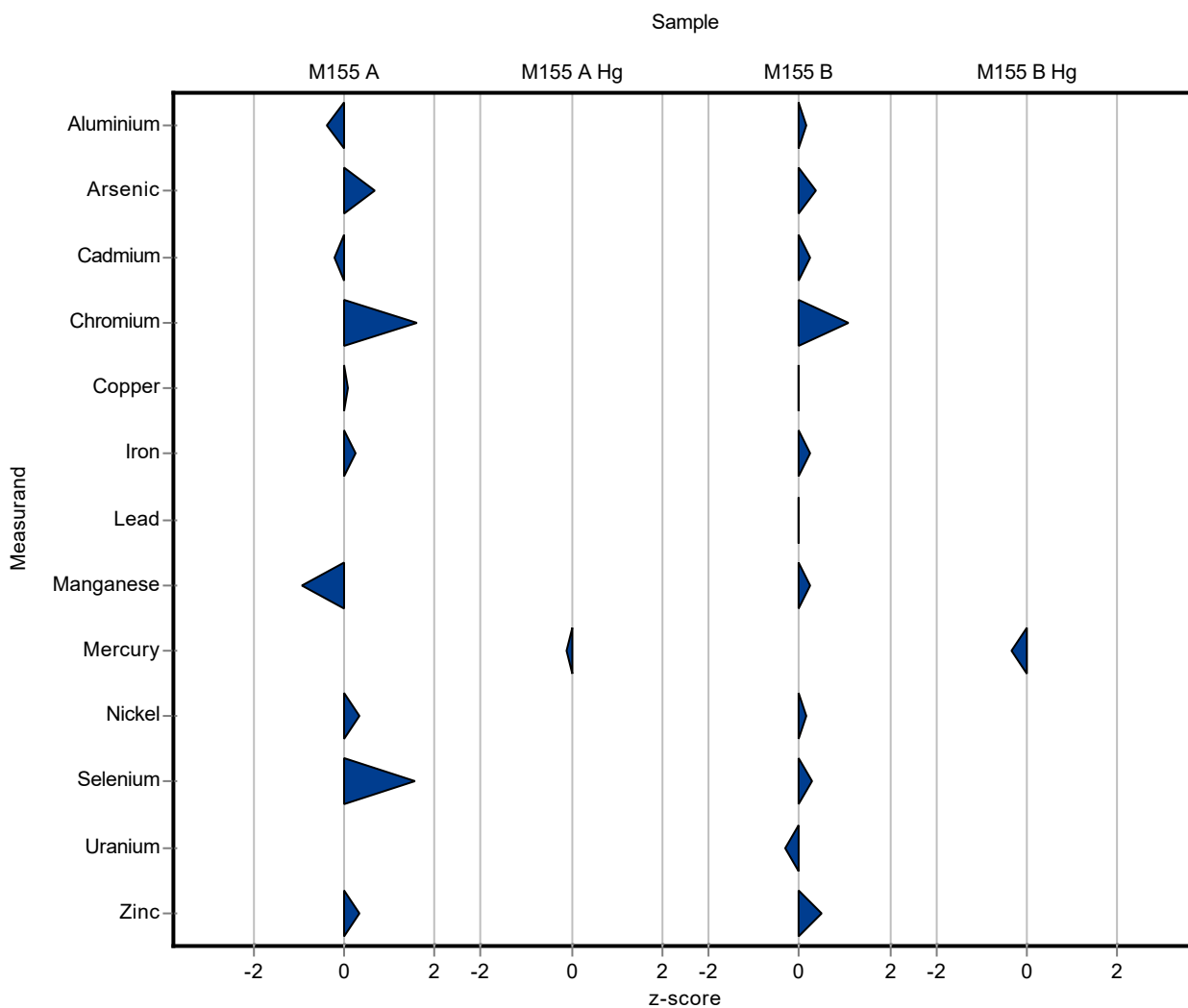
Sample: M155B

Parameter	Unit	Assigned value ± U (k=2)	Result ± U	Criterion	Recovery [%]	z-Score
Aluminium	µg/l	159 ± 4.27	162 ± 6.6	23.8	102	0.14
Arsenic	µg/l	6.55 ± 0.206	6.85 ± 0.08	0.852	105	0.35
Cadmium	µg/l	3.08 ± 0.0774	3.15 ± 0.06	0.308	102	0.24
Chromium	µg/l	2.65 ± 0.0932	2.89 ± 0.1	0.225	109	1.07
Copper	µg/l	57.9 ± 1.44	57.8 ± 0.88	5.22	99.7	-0.03
Iron	µg/l	106 ± 2.79	111 ± 9.4	19.1	104	0.24
Lead	µg/l	1.65 ± 0.0829	1.65 ± 0.06	0.248	99.9	-0.01
Manganese	µg/l	26.4 ± 0.557	26.9 ± 0.89	1.9	102	0.25
Nickel	µg/l	19.4 ± 0.448	19.7 ± 0.89	2.32	102	0.14
Selenium	µg/l	6.58 ± 0.175	6.8 ± 0.26	0.789	103	0.28

Parameter	Unit	Assigned value ± U (k=2)	Result ± U	Criterion	Recovery [%]	z-Score
Uranium	µg/l	1.85 ± 0.0828	1.81 ± 0.08	0.122	98	-0.30
Zinc	µg/l	203 ± 4.21	212 ± 4.6	18.3	104	0.50

Sample: M155BHG

Parameter	Unit	Assigned value ± U (k=2)	Result ± U	Criterion	Recovery [%]	z-Score
Mercury	µg/l	1.71 ± 0.0977	1.63 ± 0.015	0.239	95.3	-0.34



Sample: M155A

Parameter	Unit	Assigned value ± U (k=2)	Result ± U	Criterion	Recovery [%]	En-Score
Aluminium	µg/l	24.5 ± 1.33	23.1 ± 0.36	3.68	94.2	-0.94
Arsenic	µg/l	2.7 ± 0.0863	2.94 ± 0.08	0.351	109	1.33
Cadmium	µg/l	0.638 ± 0.025	0.626 ± 0.009	0.0638	98.1	-0.40
Chromium	µg/l	1.6 ± 0.0595	1.82 ± 0.11	0.136	114	0.96
Copper	µg/l	14.5 ± 0.429	14.6 ± 0.46	1.31	101	0.09
Iron	µg/l	64.9 ± 2.33	68 ± 0.81	11.7	105	1.09
Lead	µg/l	1.13 ± 0.0519	<1 (LOQ) ± -	0.169	-	-
Manganese	µg/l	10.9 ± 0.296	10.2 ± 0.98	0.786	93.4	-0.36
Nickel	µg/l	5.13 ± 0.195	5.35 ± 0.13	0.616	104	0.67
Selenium	µg/l	4.01 ± 0.0697	4.76 ± 0.19	0.481	119	1.94
Uranium	µg/l	1.13 ± 0.0424	<1 (LOQ) ± -	0.0747	-	-
Zinc	µg/l	294 ± 10.7	303 ± 4.6	26.5	103	0.61

Sample: M155AHG

Parameter	Unit	Assigned value ± U (k=2)	Result ± U	Criterion	Recovery [%]	En-Score
Mercury	µg/l	1.18 ± 0.0572	1.16 ± 0.015	0.165	98.2	-0.33

Sample: M155B

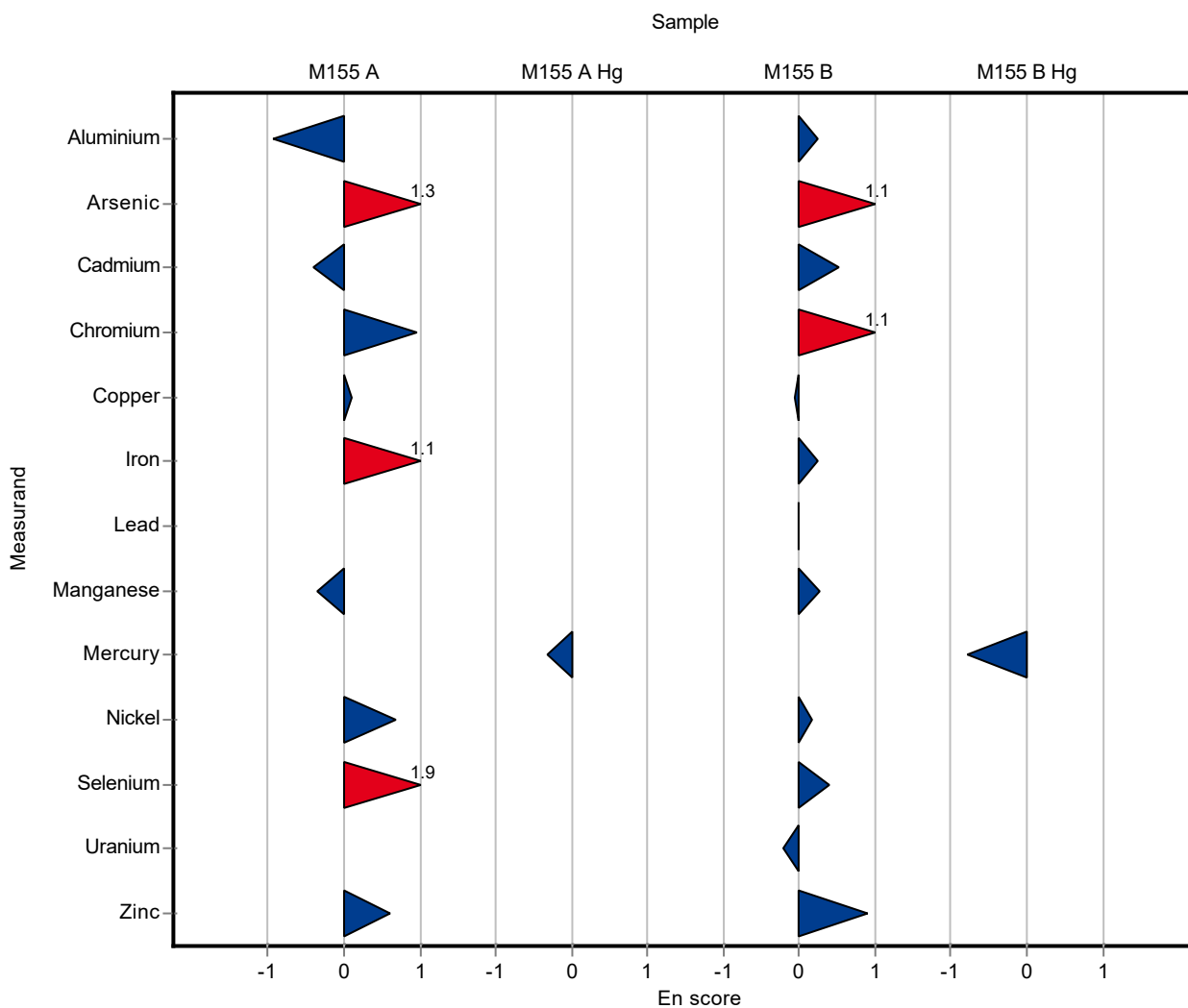
Parameter	Unit	Assigned value ± U (k=2)	Result ± U	Criterion	Recovery [%]	En-Score
Aluminium	µg/l	159 ± 4.27	162 ± 6.6	23.8	102	0.23
Arsenic	µg/l	6.55 ± 0.206	6.85 ± 0.08	0.852	105	1.14
Cadmium	µg/l	3.08 ± 0.0774	3.15 ± 0.06	0.308	102	0.52
Chromium	µg/l	2.65 ± 0.0932	2.89 ± 0.1	0.225	109	1.09
Copper	µg/l	57.9 ± 1.44	57.8 ± 0.88	5.22	99.7	-0.06
Iron	µg/l	106 ± 2.79	111 ± 9.4	19.1	104	0.24
Lead	µg/l	1.65 ± 0.0829	1.65 ± 0.06	0.248	99.9	-0.01
Manganese	µg/l	26.4 ± 0.557	26.9 ± 0.89	1.9	102	0.26
Nickel	µg/l	19.4 ± 0.448	19.7 ± 0.89	2.32	102	0.18
Selenium	µg/l	6.58 ± 0.175	6.8 ± 0.26	0.789	103	0.41



Parameter	Unit	Assigned value ± U (k=2)	Result ± U	Criterion	Recovery [%]	En-Score
Uranium	µg/l	1.85 ± 0.0828	1.81 ± 0.08	0.122	98	-0.20
Zinc	µg/l	203 ± 4.21	212 ± 4.6	18.3	104	0.90

Sample: M155BHG

Parameter	Unit	Assigned value ± U (k=2)	Result ± U	Criterion	Recovery [%]	En-Score
Mercury	µg/l	1.71 ± 0.0977	1.63 ± 0.015	0.239	95.3	-0.79



Sample: M155A

Parameter	Unit	Assigned value ± U (k=2)	Result ± U	Criterion	Recovery [%]	z-Score
Aluminium	µg/l	24.5 ± 1.33	29 ± 1.54	3.68	118	1.22
Arsenic	µg/l	2.7 ± 0.0863	2.67 ± 0.059	0.351	99	-0.08
Cadmium	µg/l	0.638 ± 0.025	0.559 ± 0.011	0.0638	87.6	-1.24
Chromium	µg/l	1.6 ± 0.0595	0.864 ± 0.016	0.136	54	-5.42
Copper	µg/l	14.5 ± 0.429	13.8 ± 0.21	1.31	95.1	-0.54
Iron	µg/l	64.9 ± 2.33	54.9 ± 0.11	11.7	84.6	-0.86
Lead	µg/l	1.13 ± 0.0519	1 ± 0.016	0.169	88.6	-0.76
Manganese	µg/l	10.9 ± 0.296	9.63 ± 0.25	0.786	88.2	-1.64
Nickel	µg/l	5.13 ± 0.195	3.04 ± 0.073	0.616	59.2	-3.40
Selenium	µg/l	4.01 ± 0.0697	4.77 ± 0.3	0.481	119	1.58
Uranium	µg/l	1.13 ± 0.0424	1.1 ± 0.072	0.0747	97.2	-0.42
Zinc	µg/l	294 ± 10.7	331 ± 3.31	26.5	112	1.38

Sample: M155AHG

Parameter	Unit	Assigned value ± U (k=2)	Result ± U	Criterion	Recovery [%]	z-Score
Mercury	µg/l	1.18 ± 0.0572	1.3 ± 0.023	0.165	110	0.72

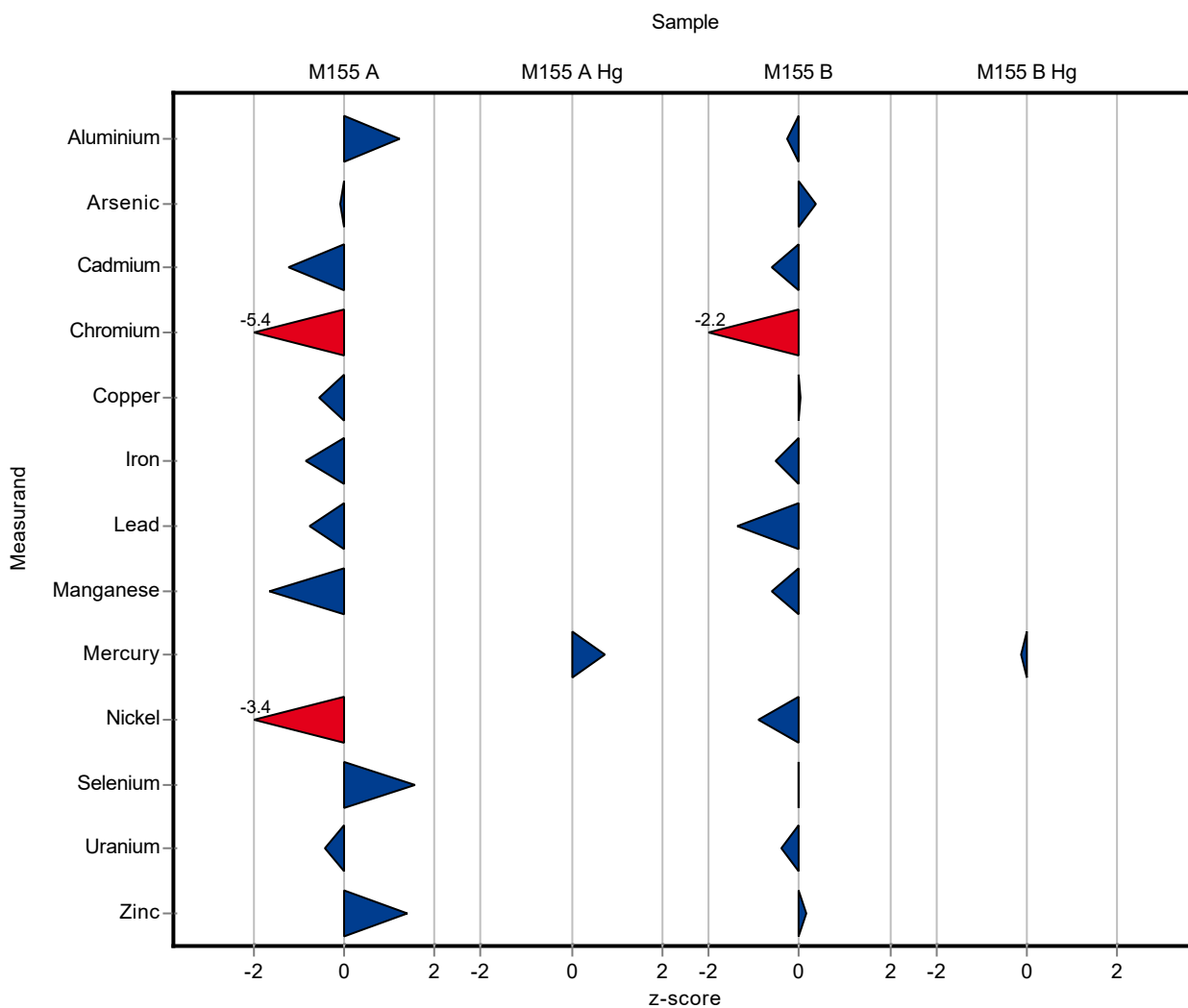
Sample: M155B

Parameter	Unit	Assigned value ± U (k=2)	Result ± U	Criterion	Recovery [%]	z-Score
Aluminium	µg/l	159 ± 4.27	152 ± 8.06	23.8	95.7	-0.28
Arsenic	µg/l	6.55 ± 0.206	6.87 ± 0.15	0.852	105	0.37
Cadmium	µg/l	3.08 ± 0.0774	2.89 ± 0.055	0.308	93.9	-0.61
Chromium	µg/l	2.65 ± 0.0932	2.16 ± 0.039	0.225	81.6	-2.17
Copper	µg/l	57.9 ± 1.44	58.2 ± 0.87	5.22	100	0.05
Iron	µg/l	106 ± 2.79	96.1 ± 0.19	19.1	90.3	-0.54
Lead	µg/l	1.65 ± 0.0829	1.31 ± 0.021	0.248	79.3	-1.38
Manganese	µg/l	26.4 ± 0.557	25.3 ± 0.66	1.9	95.8	-0.59
Nickel	µg/l	19.4 ± 0.448	17.3 ± 0.42	2.32	89.3	-0.89
Selenium	µg/l	6.58 ± 0.175	6.57 ± 0.41	0.789	99.9	-0.01

Parameter	Unit	Assigned value ± U (k=2)	Result ± U	Criterion	Recovery [%]	z-Score
Uranium	µg/l	1.85 ± 0.0828	1.8 ± 0.12	0.122	97.5	-0.38
Zinc	µg/l	203 ± 4.21	206 ± 2.06	18.3	102	0.17

Sample: M155BHG

Parameter	Unit	Assigned value ± U (k=2)	Result ± U	Criterion	Recovery [%]	z-Score
Mercury	µg/l	1.71 ± 0.0977	1.68 ± 0.03	0.239	98.2	-0.13



Sample: M155A

Parameter	Unit	Assigned value ± U (k=2)	Result ± U	Criterion	Recovery [%]	En-Score
Aluminium	µg/l	24.5 ± 1.33	29 ± 1.54	3.68	118	1.34
Arsenic	µg/l	2.7 ± 0.0863	2.67 ± 0.059	0.351	99	-0.19
Cadmium	µg/l	0.638 ± 0.025	0.559 ± 0.011	0.0638	87.6	-2.38
Chromium	µg/l	1.6 ± 0.0595	0.864 ± 0.016	0.136	54	-10.90
Copper	µg/l	14.5 ± 0.429	13.8 ± 0.21	1.31	95.1	-1.18
Iron	µg/l	64.9 ± 2.33	54.9 ± 0.11	11.7	84.6	-4.28
Lead	µg/l	1.13 ± 0.0519	1 ± 0.016	0.169	88.6	-2.10
Manganese	µg/l	10.9 ± 0.296	9.63 ± 0.25	0.786	88.2	-2.22
Nickel	µg/l	5.13 ± 0.195	3.04 ± 0.073	0.616	59.2	-8.60
Selenium	µg/l	4.01 ± 0.0697	4.77 ± 0.3	0.481	119	1.26
Uranium	µg/l	1.13 ± 0.0424	1.1 ± 0.072	0.0747	97.2	-0.21
Zinc	µg/l	294 ± 10.7	331 ± 3.31	26.5	112	2.91

Sample: M155AHG

Parameter	Unit	Assigned value ± U (k=2)	Result ± U	Criterion	Recovery [%]	En-Score
Mercury	µg/l	1.18 ± 0.0572	1.3 ± 0.023	0.165	110	1.62

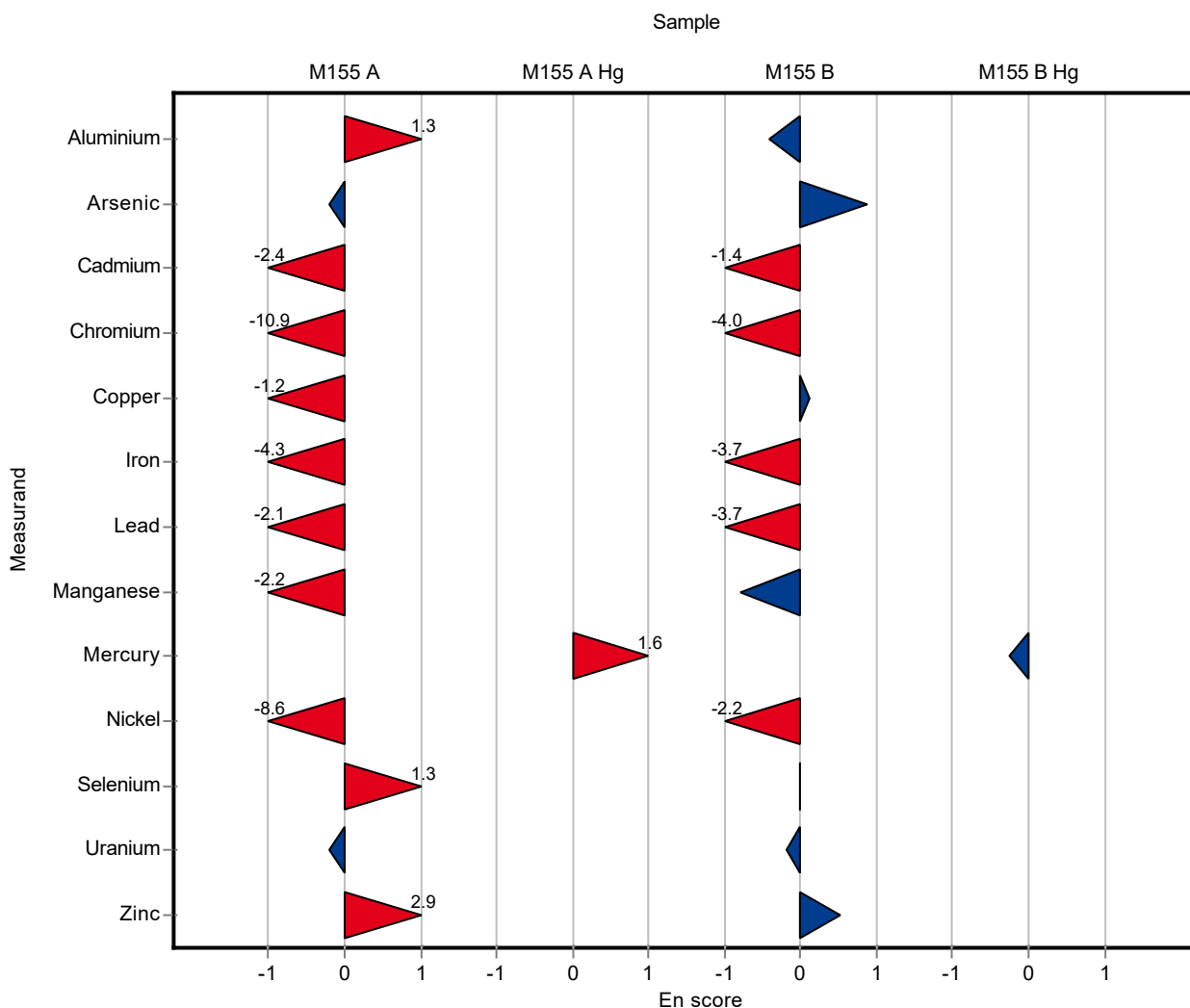
Sample: M155B

Parameter	Unit	Assigned value ± U (k=2)	Result ± U	Criterion	Recovery [%]	En-Score
Aluminium	µg/l	159 ± 4.27	152 ± 8.06	23.8	95.7	-0.41
Arsenic	µg/l	6.55 ± 0.206	6.87 ± 0.15	0.852	105	0.87
Cadmium	µg/l	3.08 ± 0.0774	2.89 ± 0.055	0.308	93.9	-1.38
Chromium	µg/l	2.65 ± 0.0932	2.16 ± 0.039	0.225	81.6	-4.02
Copper	µg/l	57.9 ± 1.44	58.2 ± 0.87	5.22	100	0.11
Iron	µg/l	106 ± 2.79	96.1 ± 0.19	19.1	90.3	-3.65
Lead	µg/l	1.65 ± 0.0829	1.31 ± 0.021	0.248	79.3	-3.68
Manganese	µg/l	26.4 ± 0.557	25.3 ± 0.66	1.9	95.8	-0.78
Nickel	µg/l	19.4 ± 0.448	17.3 ± 0.42	2.32	89.3	-2.18
Selenium	µg/l	6.58 ± 0.175	6.57 ± 0.41	0.789	99.9	-0.01

Parameter	Unit	Assigned value ± U (k=2)	Result ± U	Criterion	Recovery [%]	En-Score
Uranium	µg/l	1.85 ± 0.0828	1.8 ± 0.12	0.122	97.5	-0.18
Zinc	µg/l	203 ± 4.21	206 ± 2.06	18.3	102	0.52

Sample: M155BHG

Parameter	Unit	Assigned value ± U (k=2)	Result ± U	Criterion	Recovery [%]	En-Score
Mercury	µg/l	1.71 ± 0.0977	1.68 ± 0.03	0.239	98.2	-0.26



Sample: M155A

Parameter	Unit	Assigned value ± U (k=2)	Result ± U	Criterion	Recovery [%]	z-Score
Aluminium	µg/l	24.5 ± 1.33	23 ± 4	3.68	93.8	-0.41
Arsenic	µg/l	2.7 ± 0.0863	- ± -	0.351	-	-
Cadmium	µg/l	0.638 ± 0.025	- ± -	0.0638	-	-
Chromium	µg/l	1.6 ± 0.0595	- ± -	0.136	-	-
Copper	µg/l	14.5 ± 0.429	21 ± 5	1.31	145	4.97
Iron	µg/l	64.9 ± 2.33	70 ± 4	11.7	108	0.44
Lead	µg/l	1.13 ± 0.0519	- ± -	0.169	-	-
Manganese	µg/l	10.9 ± 0.296	11 ± 2	0.786	101	0.10
Nickel	µg/l	5.13 ± 0.195	- ± -	0.616	-	-
Selenium	µg/l	4.01 ± 0.0697	- ± -	0.481	-	-
Uranium	µg/l	1.13 ± 0.0424	- ± -	0.0747	-	-
Zinc	µg/l	294 ± 10.7	331 ± 10	26.5	112	1.38

Sample: M155AHG

Parameter	Unit	Assigned value ± U (k=2)	Result ± U	Criterion	Recovery [%]	z-Score
Mercury	µg/l	1.18 ± 0.0572	- ± -	0.165	-	-

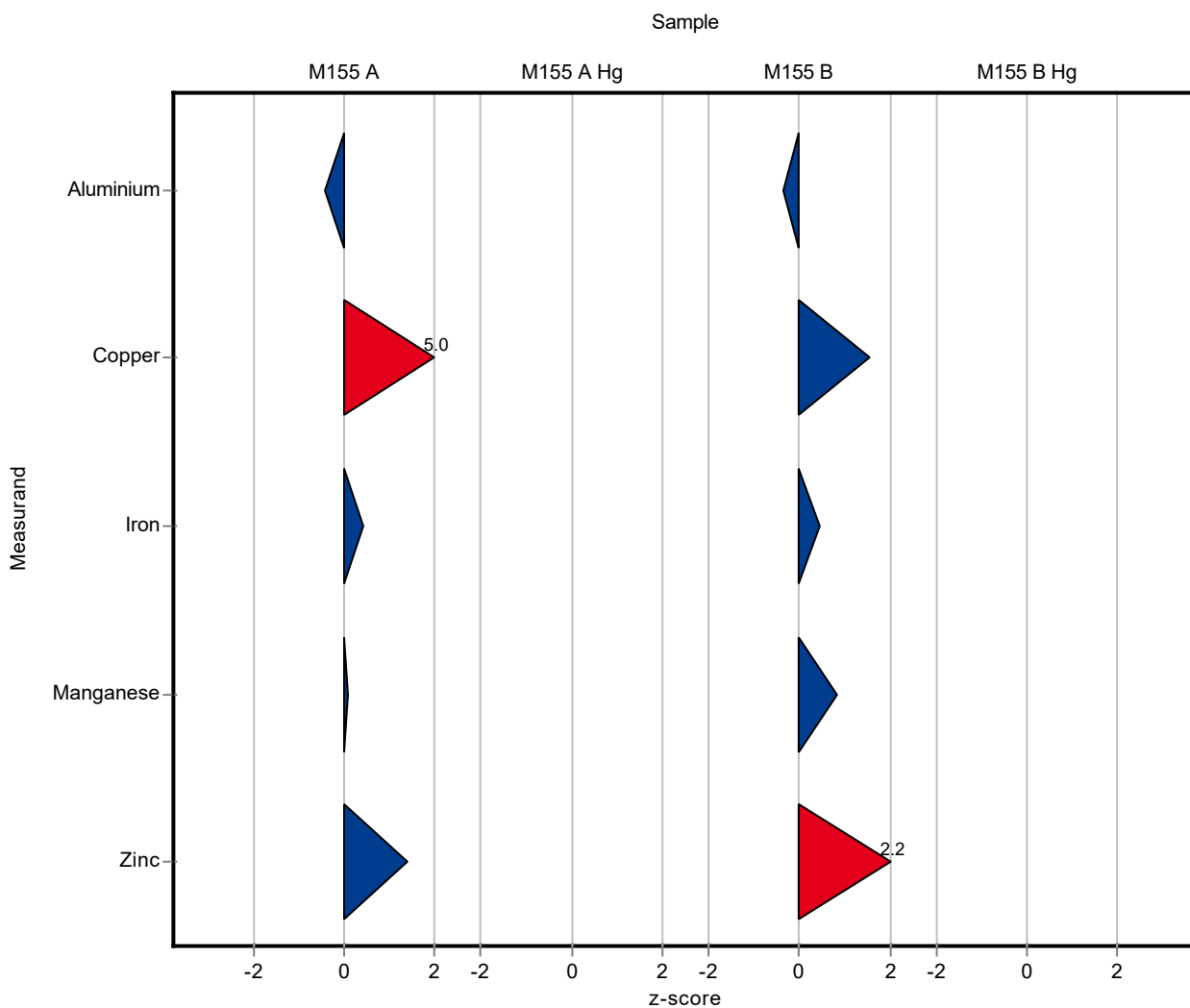
Sample: M155B

Parameter	Unit	Assigned value ± U (k=2)	Result ± U	Criterion	Recovery [%]	z-Score
Aluminium	µg/l	159 ± 4.27	150 ± 4	23.8	94.5	-0.37
Arsenic	µg/l	6.55 ± 0.206	- ± -	0.852	-	-
Cadmium	µg/l	3.08 ± 0.0774	- ± -	0.308	-	-
Chromium	µg/l	2.65 ± 0.0932	- ± -	0.225	-	-
Copper	µg/l	57.9 ± 1.44	66 ± 5	5.22	114	1.54
Iron	µg/l	106 ± 2.79	115 ± 4	19.1	108	0.45
Lead	µg/l	1.65 ± 0.0829	- ± -	0.248	-	-
Manganese	µg/l	26.4 ± 0.557	28 ± 2	1.9	106	0.83
Nickel	µg/l	19.4 ± 0.448	- ± -	2.32	-	-
Selenium	µg/l	6.58 ± 0.175	- ± -	0.789	-	-

Parameter	Unit	Assigned value ± U (k=2)	Result ± U	Criterion	Recovery [%]	z-Score
Uranium	µg/l	1.85 ± 0.0828	- ± -	0.122	-	-
Zinc	µg/l	203 ± 4.21	244 ± 10	18.3	120	2.25

Sample: M155BHG

Parameter	Unit	Assigned value ± U (k=2)	Result ± U	Criterion	Recovery [%]	z-Score
Mercury	µg/l	1.71 ± 0.0977	- ± -	0.239	-	-



Sample: M155A

Parameter	Unit	Assigned value ± U (k=2)	Result ± U	Criterion	Recovery [%]	En-Score
Aluminium	µg/l	24.5 ± 1.33	23 ± 4	3.68	93.8	-0.19
Arsenic	µg/l	2.7 ± 0.0863	- ± -	0.351	-	-
Cadmium	µg/l	0.638 ± 0.025	- ± -	0.0638	-	-
Chromium	µg/l	1.6 ± 0.0595	- ± -	0.136	-	-
Copper	µg/l	14.5 ± 0.429	21 ± 5	1.31	145	0.65
Iron	µg/l	64.9 ± 2.33	70 ± 4	11.7	108	0.61
Lead	µg/l	1.13 ± 0.0519	- ± -	0.169	-	-
Manganese	µg/l	10.9 ± 0.296	11 ± 2	0.786	101	0.02
Nickel	µg/l	5.13 ± 0.195	- ± -	0.616	-	-
Selenium	µg/l	4.01 ± 0.0697	- ± -	0.481	-	-
Uranium	µg/l	1.13 ± 0.0424	- ± -	0.0747	-	-
Zinc	µg/l	294 ± 10.7	331 ± 10	26.5	112	1.61

Sample: M155AHG

Parameter	Unit	Assigned value ± U (k=2)	Result ± U	Criterion	Recovery [%]	En-Score
Mercury	µg/l	1.18 ± 0.0572	- ± -	0.165	-	-

Sample: M155B

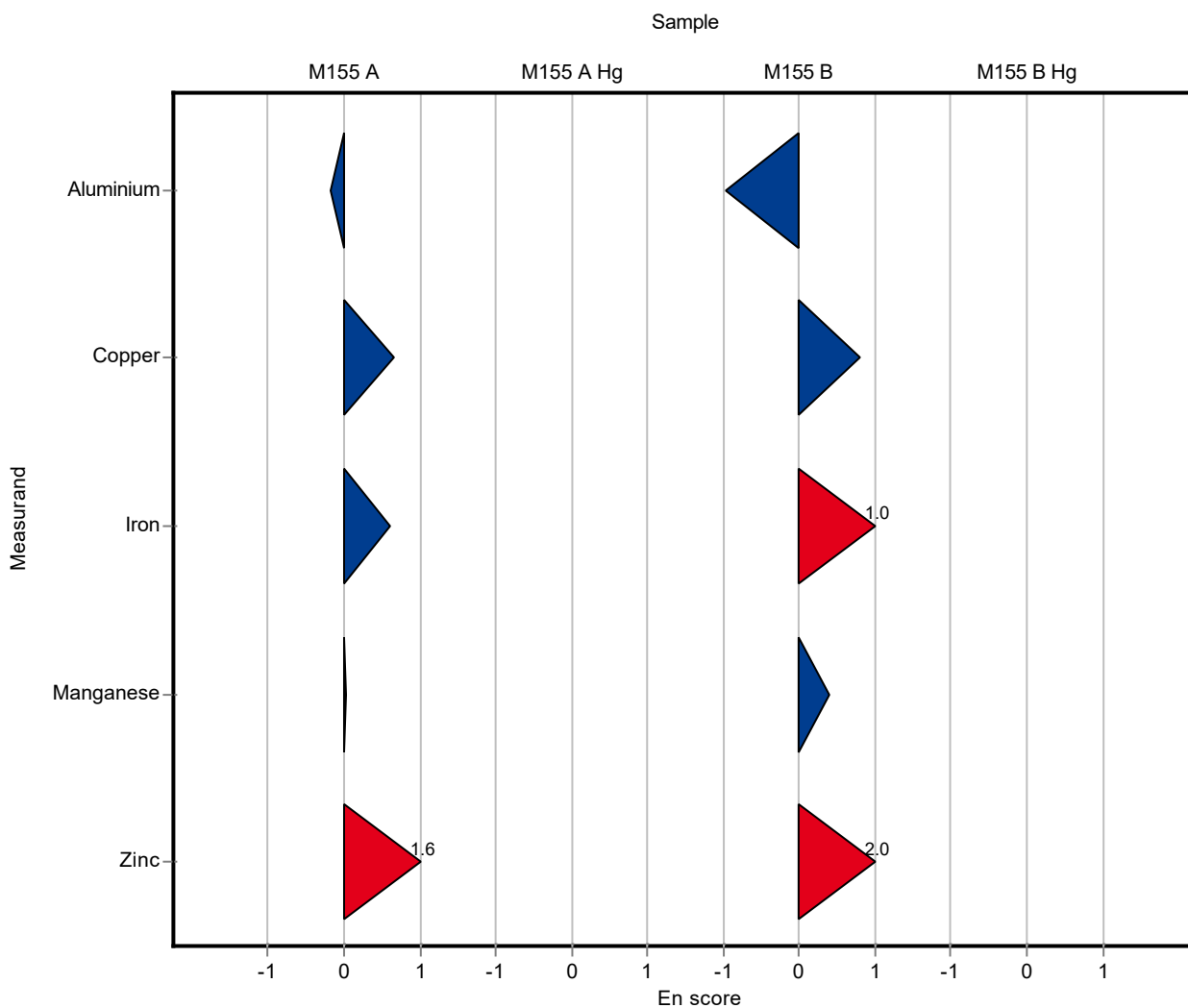
Parameter	Unit	Assigned value ± U (k=2)	Result ± U	Criterion	Recovery [%]	En-Score
Aluminium	µg/l	159 ± 4.27	150 ± 4	23.8	94.5	-0.97
Arsenic	µg/l	6.55 ± 0.206	- ± -	0.852	-	-
Cadmium	µg/l	3.08 ± 0.0774	- ± -	0.308	-	-
Chromium	µg/l	2.65 ± 0.0932	- ± -	0.225	-	-
Copper	µg/l	57.9 ± 1.44	66 ± 5	5.22	114	0.80
Iron	µg/l	106 ± 2.79	115 ± 4	19.1	108	1.02
Lead	µg/l	1.65 ± 0.0829	- ± -	0.248	-	-
Manganese	µg/l	26.4 ± 0.557	28 ± 2	1.9	106	0.39
Nickel	µg/l	19.4 ± 0.448	- ± -	2.32	-	-
Selenium	µg/l	6.58 ± 0.175	- ± -	0.789	-	-



Parameter	Unit	Assigned value ± U (k=2)	Result ± U	Criterion	Recovery [%]	En-Score
Uranium	µg/l	1.85 ± 0.0828	- ± -	0.122	-	-
Zinc	µg/l	203 ± 4.21	244 ± 10	18.3	120	2.01

Sample: M155BHG

Parameter	Unit	Assigned value ± U (k=2)	Result ± U	Criterion	Recovery [%]	En-Score
Mercury	µg/l	1.71 ± 0.0977	- ± -	0.239	-	-



Sample: M155A

Parameter	Unit	Assigned value ± U (k=2)	Result ± U	Criterion	Recovery [%]	z-Score
Aluminium	µg/l	24.5 ± 1.33	24.7 ± 4.9	3.68	101	0.05
Arsenic	µg/l	2.7 ± 0.0863	2.81 ± 0.56	0.351	104	0.32
Cadmium	µg/l	0.638 ± 0.025	0.654 ± 0.131	0.0638	102	0.24
Chromium	µg/l	1.6 ± 0.0595	1.67 ± 0.33	0.136	104	0.50
Copper	µg/l	14.5 ± 0.429	16.1 ± 3.2	1.31	111	1.22
Iron	µg/l	64.9 ± 2.33	65.4 ± 13.1	11.7	101	0.04
Lead	µg/l	1.13 ± 0.0519	1.18 ± 0.24	0.169	105	0.31
Manganese	µg/l	10.9 ± 0.296	11.4 ± 2.3	0.786	104	0.61
Nickel	µg/l	5.13 ± 0.195	5.35 ± 1.07	0.616	104	0.35
Selenium	µg/l	4.01 ± 0.0697	4.16 ± 0.83	0.481	104	0.31
Uranium	µg/l	1.13 ± 0.0424	1.19 ± 0.24	0.0747	105	0.78
Zinc	µg/l	294 ± 10.7	296 ± 59.2	26.5	101	0.06

Sample: M155AHG

Parameter	Unit	Assigned value ± U (k=2)	Result ± U	Criterion	Recovery [%]	z-Score
Mercury	µg/l	1.18 ± 0.0572	1.16 ± 0.23	0.165	98.2	-0.13

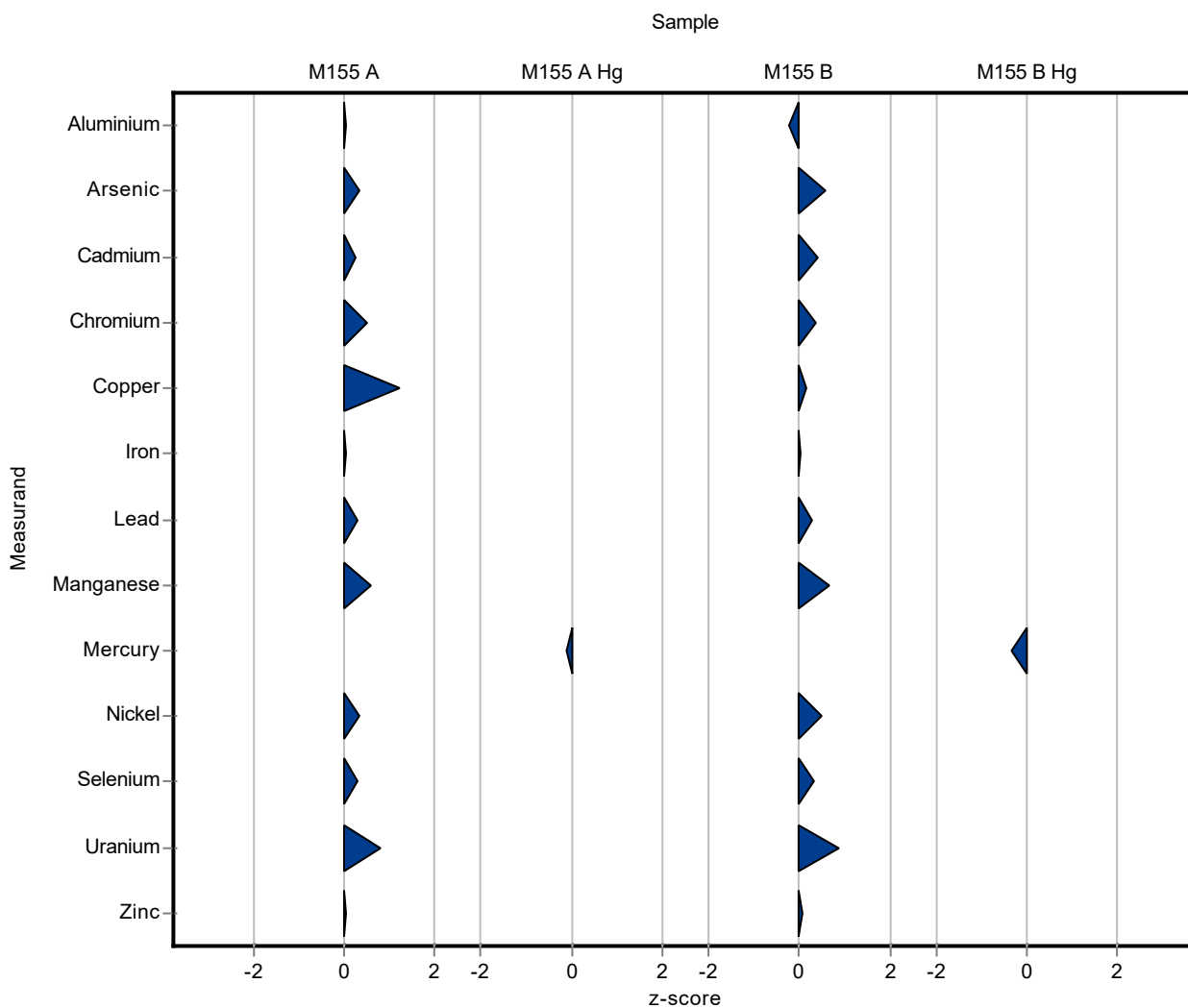
Sample: M155B

Parameter	Unit	Assigned value ± U (k=2)	Result ± U	Criterion	Recovery [%]	z-Score
Aluminium	µg/l	159 ± 4.27	153 ± 31	23.8	96.4	-0.24
Arsenic	µg/l	6.55 ± 0.206	7.04 ± 1.41	0.852	107	0.57
Cadmium	µg/l	3.08 ± 0.0774	3.2 ± 0.64	0.308	104	0.40
Chromium	µg/l	2.65 ± 0.0932	2.73 ± 0.55	0.225	103	0.36
Copper	µg/l	57.9 ± 1.44	58.7 ± 11.7	5.22	101	0.14
Iron	µg/l	106 ± 2.79	107 ± 21.4	19.1	101	0.03
Lead	µg/l	1.65 ± 0.0829	1.72 ± 0.34	0.248	104	0.28
Manganese	µg/l	26.4 ± 0.557	27.7 ± 5.54	1.9	105	0.67
Nickel	µg/l	19.4 ± 0.448	20.5 ± 4.1	2.32	106	0.49
Selenium	µg/l	6.58 ± 0.175	6.84 ± 1.7	0.789	104	0.33

Parameter	Unit	Assigned value ± U (k=2)	Result ± U	Criterion	Recovery [%]	z-Score
Uranium	µg/l	1.85 ± 0.0828	1.95 ± 0.39	0.122	106	0.85
Zinc	µg/l	203 ± 4.21	204 ± 41	18.3	101	0.06

Sample: M155BHG

Parameter	Unit	Assigned value ± U (k=2)	Result ± U	Criterion	Recovery [%]	z-Score
Mercury	µg/l	1.71 ± 0.0977	1.63 ± 0.33	0.239	95.3	-0.34



Sample: M155A

Parameter	Unit	Assigned value ± U (k=2)	Result ± U	Criterion	Recovery [%]	En-Score
Aluminium	µg/l	24.5 ± 1.33	24.7 ± 4.9	3.68	101	0.02
Arsenic	µg/l	2.7 ± 0.0863	2.81 ± 0.56	0.351	104	0.10
Cadmium	µg/l	0.638 ± 0.025	0.654 ± 0.131	0.0638	102	0.06
Chromium	µg/l	1.6 ± 0.0595	1.67 ± 0.33	0.136	104	0.10
Copper	µg/l	14.5 ± 0.429	16.1 ± 3.2	1.31	111	0.25
Iron	µg/l	64.9 ± 2.33	65.4 ± 13.1	11.7	101	0.02
Lead	µg/l	1.13 ± 0.0519	1.18 ± 0.24	0.169	105	0.11
Manganese	µg/l	10.9 ± 0.296	11.4 ± 2.3	0.786	104	0.10
Nickel	µg/l	5.13 ± 0.195	5.35 ± 1.07	0.616	104	0.10
Selenium	µg/l	4.01 ± 0.0697	4.16 ± 0.83	0.481	104	0.09
Uranium	µg/l	1.13 ± 0.0424	1.19 ± 0.24	0.0747	105	0.12
Zinc	µg/l	294 ± 10.7	296 ± 59.2	26.5	101	0.01

Sample: M155AHG

Parameter	Unit	Assigned value ± U (k=2)	Result ± U	Criterion	Recovery [%]	En-Score
Mercury	µg/l	1.18 ± 0.0572	1.16 ± 0.23	0.165	98.2	-0.05

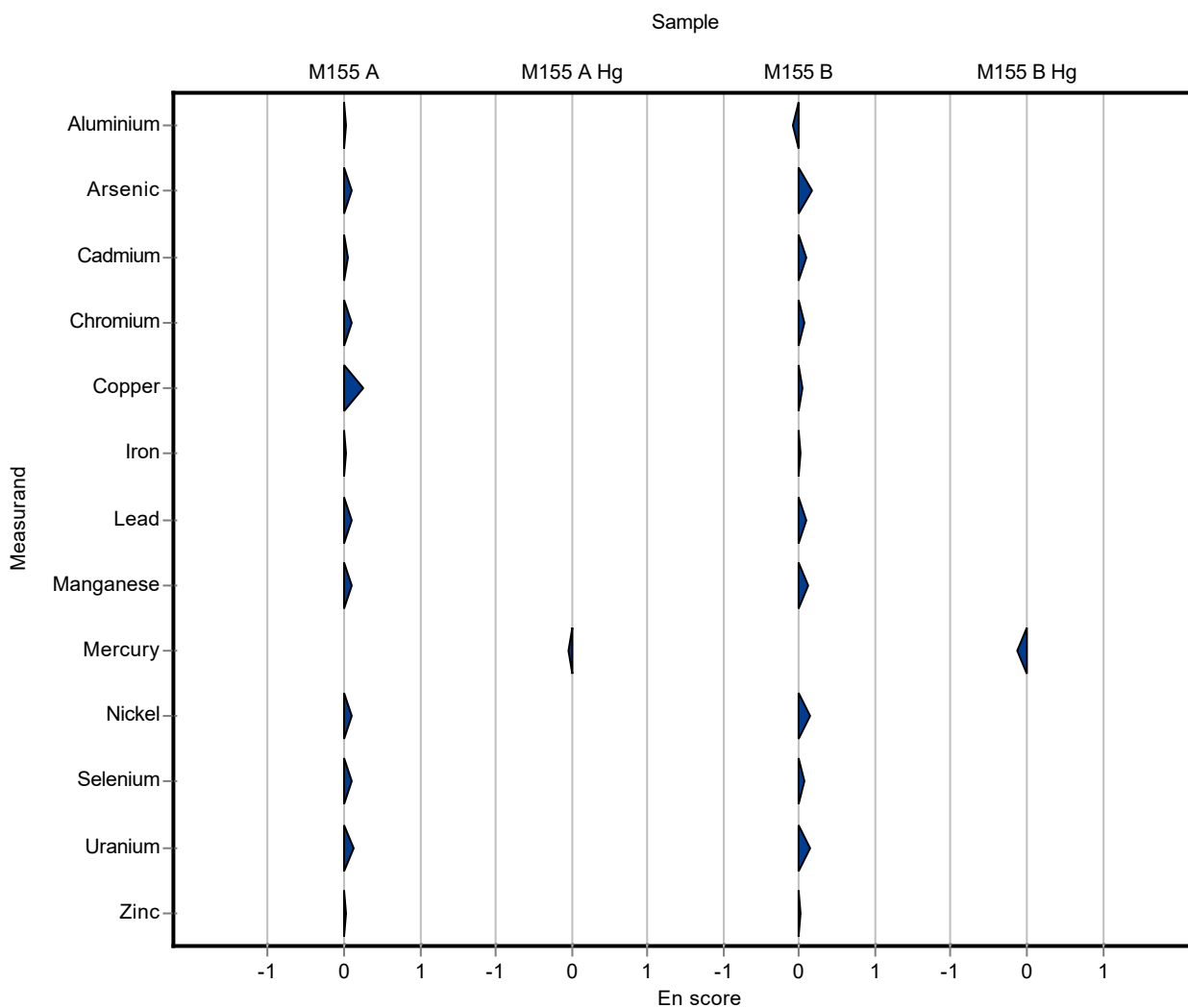
Sample: M155B

Parameter	Unit	Assigned value ± U (k=2)	Result ± U	Criterion	Recovery [%]	En-Score
Aluminium	µg/l	159 ± 4.27	153 ± 31	23.8	96.4	-0.09
Arsenic	µg/l	6.55 ± 0.206	7.04 ± 1.41	0.852	107	0.17
Cadmium	µg/l	3.08 ± 0.0774	3.2 ± 0.64	0.308	104	0.10
Chromium	µg/l	2.65 ± 0.0932	2.73 ± 0.55	0.225	103	0.07
Copper	µg/l	57.9 ± 1.44	58.7 ± 11.7	5.22	101	0.03
Iron	µg/l	106 ± 2.79	107 ± 21.4	19.1	101	0.01
Lead	µg/l	1.65 ± 0.0829	1.72 ± 0.34	0.248	104	0.10
Manganese	µg/l	26.4 ± 0.557	27.7 ± 5.54	1.9	105	0.12
Nickel	µg/l	19.4 ± 0.448	20.5 ± 4.1	2.32	106	0.14
Selenium	µg/l	6.58 ± 0.175	6.84 ± 1.7	0.789	104	0.08

Parameter	Unit	Assigned value ± U (k=2)	Result ± U	Criterion	Recovery [%]	En-Score
Uranium	µg/l	1.85 ± 0.0828	1.95 ± 0.39	0.122	106	0.13
Zinc	µg/l	203 ± 4.21	204 ± 41	18.3	101	0.01

Sample: M155BHG

Parameter	Unit	Assigned value ± U (k=2)	Result ± U	Criterion	Recovery [%]	En-Score
Mercury	µg/l	1.71 ± 0.0977	1.63 ± 0.33	0.239	95.3	-0.12



Sample: M155A

Parameter	Unit	Assigned value ± U (k=2)	Result ± U	Criterion	Recovery [%]	z-Score
Aluminium	µg/l	24.5 ± 1.33	20 ± 4	3.68	81.6	-1.23
Arsenic	µg/l	2.7 ± 0.0863	2.3 ± 0.5	0.351	85.2	-1.14
Cadmium	µg/l	0.638 ± 0.025	0.5 ± 0.1	0.0638	78.3	-2.17
Chromium	µg/l	1.6 ± 0.0595	1.3 ± 0.3	0.136	81.2	-2.21
Copper	µg/l	14.5 ± 0.429	13 ± 3	1.31	89.6	-1.15
Iron	µg/l	64.9 ± 2.33	57 ± 11	11.7	87.8	-0.68
Lead	µg/l	1.13 ± 0.0519	<1 (LOQ) ± -	0.169	-	-
Manganese	µg/l	10.9 ± 0.296	9.75 ± 2	0.786	89.3	-1.49
Nickel	µg/l	5.13 ± 0.195	4.15 ± 0.8	0.616	80.9	-1.59
Selenium	µg/l	4.01 ± 0.0697	3.9 ± 0.8	0.481	97.2	-0.23
Uranium	µg/l	1.13 ± 0.0424	<1 (LOQ) ± -	0.0747	-	-
Zinc	µg/l	294 ± 10.7	285 ± 57	26.5	96.8	-0.35

Sample: M155AHG

Parameter	Unit	Assigned value ± U (k=2)	Result ± U	Criterion	Recovery [%]	z-Score
Mercury	µg/l	1.18 ± 0.0572	1.03 ± 0.2	0.165	87.2	-0.91

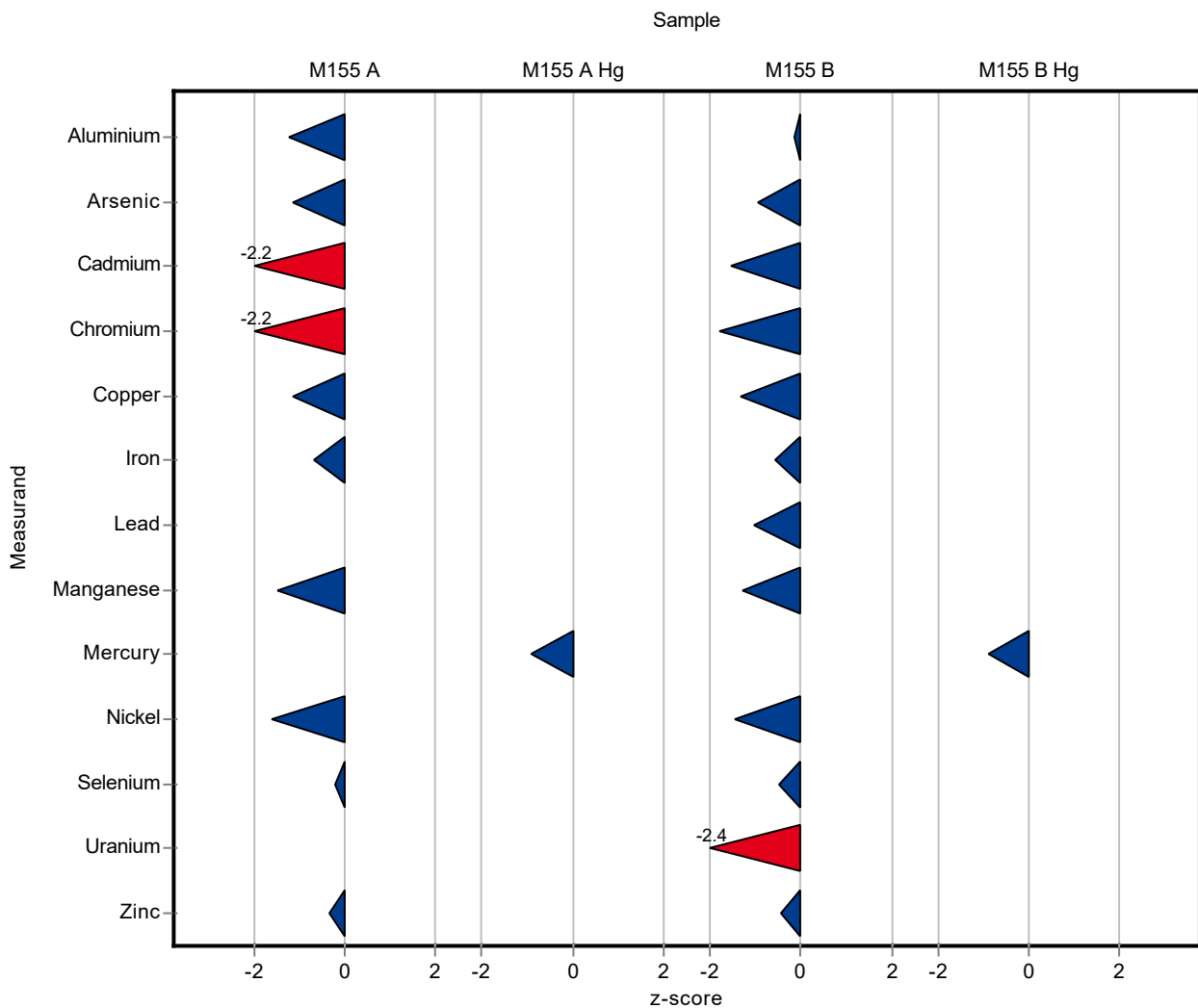
Sample: M155B

Parameter	Unit	Assigned value ± U (k=2)	Result ± U	Criterion	Recovery [%]	z-Score
Aluminium	µg/l	159 ± 4.27	155 ± 31	23.8	97.6	-0.16
Arsenic	µg/l	6.55 ± 0.206	5.75 ± 1	0.852	87.7	-0.94
Cadmium	µg/l	3.08 ± 0.0774	2.6 ± 0.5	0.308	84.5	-1.55
Chromium	µg/l	2.65 ± 0.0932	2.25 ± 0.5	0.225	85	-1.77
Copper	µg/l	57.9 ± 1.44	51 ± 10	5.22	88	-1.33
Iron	µg/l	106 ± 2.79	96 ± 19	19.1	90.2	-0.54
Lead	µg/l	1.65 ± 0.0829	1.4 ± 0.3	0.248	84.8	-1.02
Manganese	µg/l	26.4 ± 0.557	24 ± 5	1.9	90.8	-1.27
Nickel	µg/l	19.4 ± 0.448	16 ± 3	2.32	82.6	-1.45
Selenium	µg/l	6.58 ± 0.175	6.2 ± 1.2	0.789	94.3	-0.48

Parameter	Unit	Assigned value ± U (k=2)	Result ± U	Criterion	Recovery [%]	z-Score
Uranium	µg/l	1.85 ± 0.0828	1.55 ± 0.3	0.122	84	-2.43
Zinc	µg/l	203 ± 4.21	195 ± 39	18.3	96.1	-0.43

Sample: M155BHG

Parameter	Unit	Assigned value ± U (k=2)	Result ± U	Criterion	Recovery [%]	z-Score
Mercury	µg/l	1.71 ± 0.0977	1.5 ± 0.3	0.239	87.7	-0.88



Sample: M155A

Parameter	Unit	Assigned value ± U (k=2)	Result ± U	Criterion	Recovery [%]	En-Score
Aluminium	µg/l	24.5 ± 1.33	20 ± 4	3.68	81.6	-0.56
Arsenic	µg/l	2.7 ± 0.0863	2.3 ± 0.5	0.351	85.2	-0.40
Cadmium	µg/l	0.638 ± 0.025	0.5 ± 0.1	0.0638	78.3	-0.69
Chromium	µg/l	1.6 ± 0.0595	1.3 ± 0.3	0.136	81.2	-0.50
Copper	µg/l	14.5 ± 0.429	13 ± 3	1.31	89.6	-0.25
Iron	µg/l	64.9 ± 2.33	57 ± 11	11.7	87.8	-0.36
Lead	µg/l	1.13 ± 0.0519	<1 (LOQ) ± -	0.169	-	-
Manganese	µg/l	10.9 ± 0.296	9.75 ± 2	0.786	89.3	-0.29
Nickel	µg/l	5.13 ± 0.195	4.15 ± 0.8	0.616	80.9	-0.61
Selenium	µg/l	4.01 ± 0.0697	3.9 ± 0.8	0.481	97.2	-0.07
Uranium	µg/l	1.13 ± 0.0424	<1 (LOQ) ± -	0.0747	-	-
Zinc	µg/l	294 ± 10.7	285 ± 57	26.5	96.8	-0.08

Sample: M155AHG

Parameter	Unit	Assigned value ± U (k=2)	Result ± U	Criterion	Recovery [%]	En-Score
Mercury	µg/l	1.18 ± 0.0572	1.03 ± 0.2	0.165	87.2	-0.37

Sample: M155B

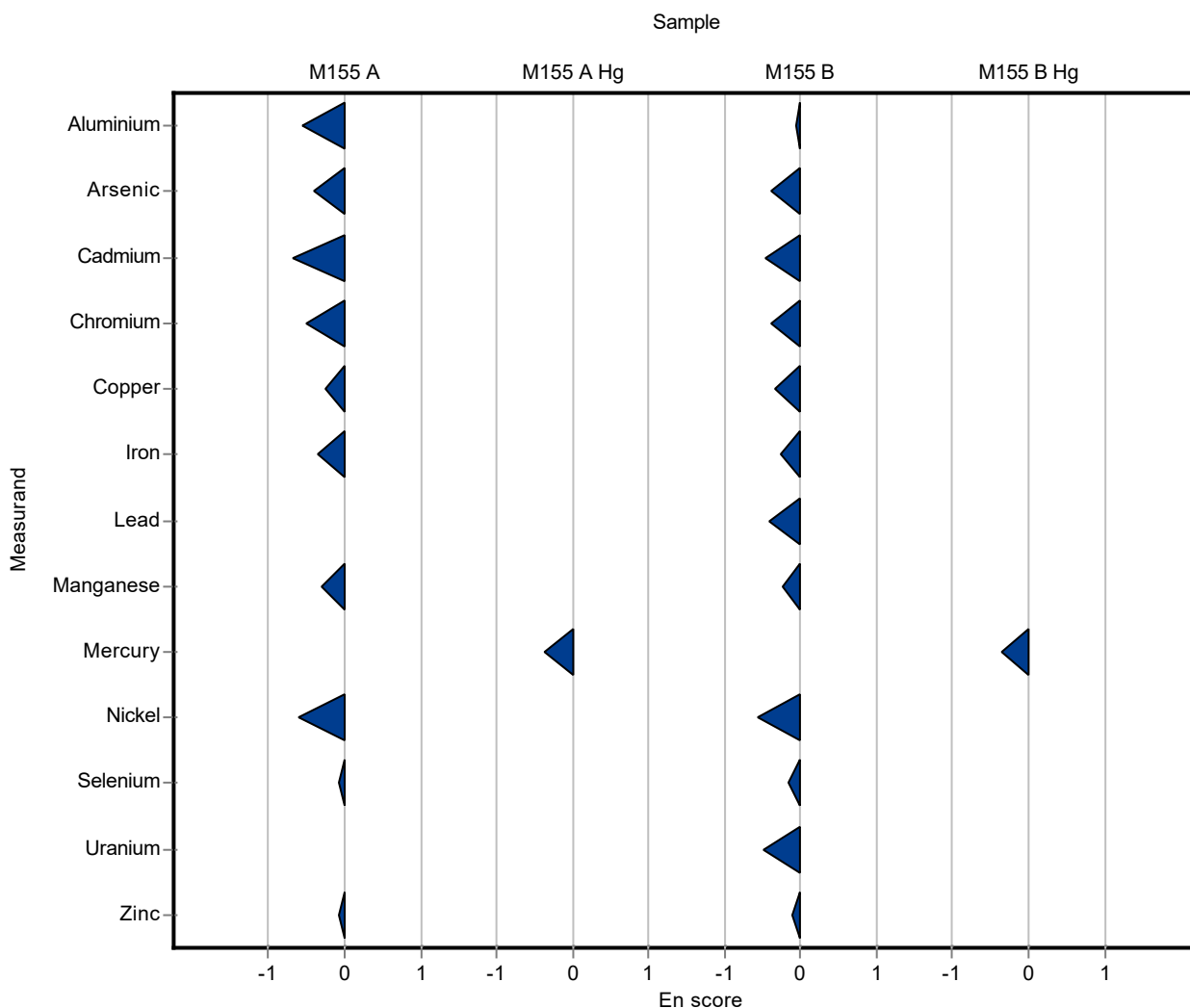
Parameter	Unit	Assigned value ± U (k=2)	Result ± U	Criterion	Recovery [%]	En-Score
Aluminium	µg/l	159 ± 4.27	155 ± 31	23.8	97.6	-0.06
Arsenic	µg/l	6.55 ± 0.206	5.75 ± 1	0.852	87.7	-0.40
Cadmium	µg/l	3.08 ± 0.0774	2.6 ± 0.5	0.308	84.5	-0.47
Chromium	µg/l	2.65 ± 0.0932	2.25 ± 0.5	0.225	85	-0.40
Copper	µg/l	57.9 ± 1.44	51 ± 10	5.22	88	-0.35
Iron	µg/l	106 ± 2.79	96 ± 19	19.1	90.2	-0.27
Lead	µg/l	1.65 ± 0.0829	1.4 ± 0.3	0.248	84.8	-0.42
Manganese	µg/l	26.4 ± 0.557	24 ± 5	1.9	90.8	-0.24
Nickel	µg/l	19.4 ± 0.448	16 ± 3	2.32	82.6	-0.56
Selenium	µg/l	6.58 ± 0.175	6.2 ± 1.2	0.789	94.3	-0.16



Parameter	Unit	Assigned value ± U (k=2)	Result ± U	Criterion	Recovery [%]	En-Score
Uranium	µg/l	1.85 ± 0.0828	1.55 ± 0.3	0.122	84	-0.49
Zinc	µg/l	203 ± 4.21	195 ± 39	18.3	96.1	-0.10

Sample: M155BHG

Parameter	Unit	Assigned value ± U (k=2)	Result ± U	Criterion	Recovery [%]	En-Score
Mercury	µg/l	1.71 ± 0.0977	1.5 ± 0.3	0.239	87.7	-0.35



Sample: M155A

Parameter	Unit	Assigned value ± U (k=2)	Result ± U	Criterion	Recovery [%]	z-Score
Aluminium	µg/l	24.5 ± 1.33	22.8 ± 4.56	3.68	93	-0.47
Arsenic	µg/l	2.7 ± 0.0863	2.78 ± 0.278	0.351	103	0.23
Cadmium	µg/l	0.638 ± 0.025	0.687 ± 0.103	0.0638	108	0.76
Chromium	µg/l	1.6 ± 0.0595	1.42 ± 0.214	0.136	88.7	-1.33
Copper	µg/l	14.5 ± 0.429	14.8 ± 2.22	1.31	102	0.23
Iron	µg/l	64.9 ± 2.33	63.7 ± 6.37	11.7	98.1	-0.10
Lead	µg/l	1.13 ± 0.0519	1.15 ± 0.172	0.169	102	0.13
Manganese	µg/l	10.9 ± 0.296	10.9 ± 1.09	0.786	99.8	-0.03
Nickel	µg/l	5.13 ± 0.195	5.01 ± 0.751	0.616	97.6	-0.20
Selenium	µg/l	4.01 ± 0.0697	4 ± 0.4	0.481	99.7	-0.02
Uranium	µg/l	1.13 ± 0.0424	1.15 ± 0.115	0.0747	102	0.25
Zinc	µg/l	294 ± 10.7	299 ± 29.9	26.5	102	0.17

Sample: M155AHG

Parameter	Unit	Assigned value ± U (k=2)	Result ± U	Criterion	Recovery [%]	z-Score
Mercury	µg/l	1.18 ± 0.0572	1.09 ± 0.109	0.165	92.3	-0.55

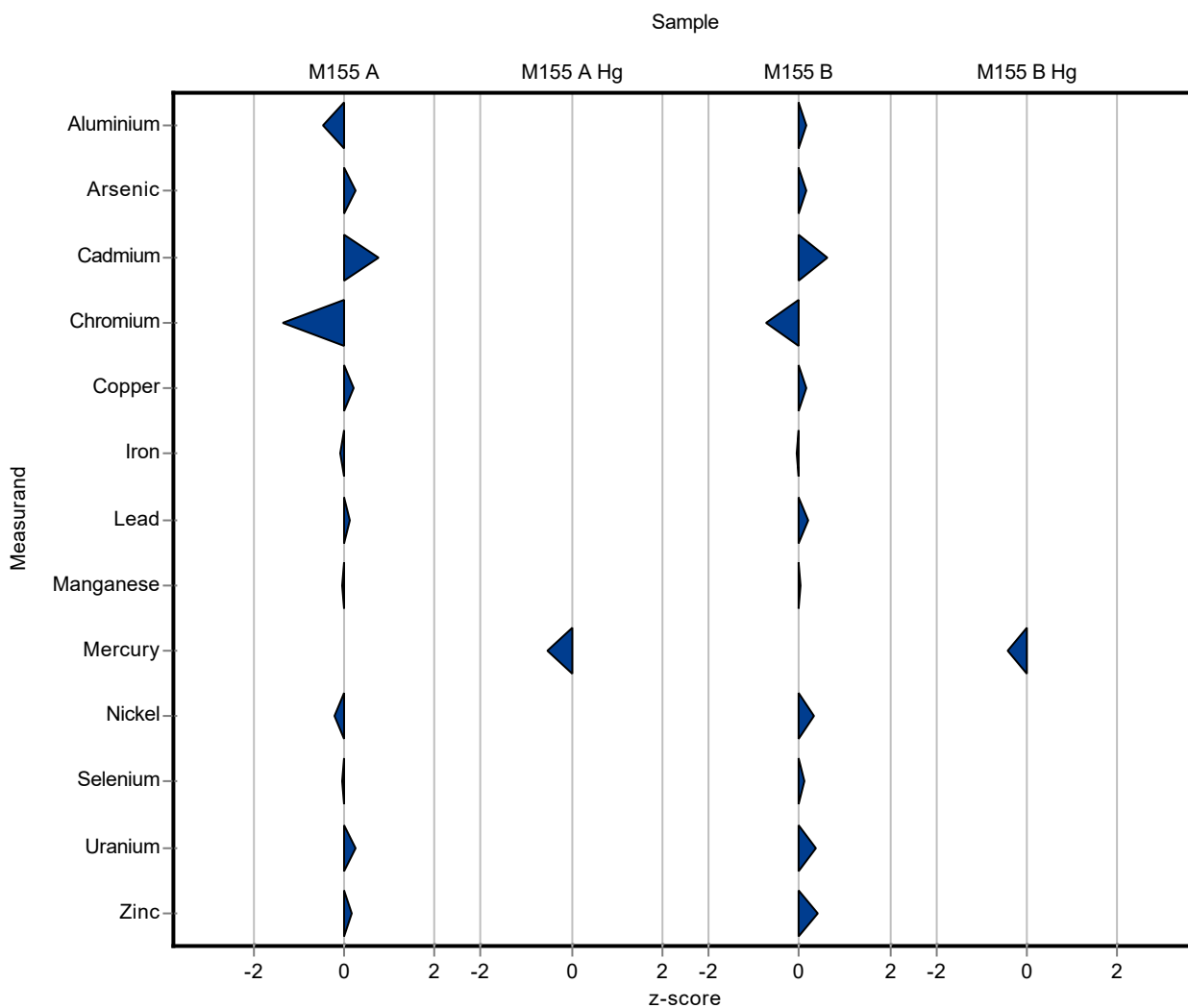
Sample: M155B

Parameter	Unit	Assigned value ± U (k=2)	Result ± U	Criterion	Recovery [%]	z-Score
Aluminium	µg/l	159 ± 4.27	162 ± 24.4	23.8	102	0.14
Arsenic	µg/l	6.55 ± 0.206	6.69 ± 0.669	0.852	102	0.16
Cadmium	µg/l	3.08 ± 0.0774	3.27 ± 0.327	0.308	106	0.63
Chromium	µg/l	2.65 ± 0.0932	2.48 ± 0.248	0.225	93.6	-0.75
Copper	µg/l	57.9 ± 1.44	58.8 ± 8.82	5.22	101	0.16
Iron	µg/l	106 ± 2.79	105 ± 10.5	19.1	98.7	-0.07
Lead	µg/l	1.65 ± 0.0829	1.7 ± 0.255	0.248	103	0.19
Manganese	µg/l	26.4 ± 0.557	26.5 ± 2.65	1.9	100	0.04
Nickel	µg/l	19.4 ± 0.448	20.1 ± 3.02	2.32	104	0.31
Selenium	µg/l	6.58 ± 0.175	6.67 ± 0.667	0.789	101	0.12

Parameter	Unit	Assigned value ± U (k=2)	Result ± U	Criterion	Recovery [%]	z-Score
Uranium	µg/l	1.85 ± 0.0828	1.89 ± 0.189	0.122	102	0.36
Zinc	µg/l	203 ± 4.21	210 ± 21	18.3	103	0.39

Sample: M155BHG

Parameter	Unit	Assigned value ± U (k=2)	Result ± U	Criterion	Recovery [%]	z-Score
Mercury	µg/l	1.71 ± 0.0977	1.61 ± 0.161	0.239	94.1	-0.42



Sample: M155A

Parameter	Unit	Assigned value ± U (k=2)	Result ± U	Criterion	Recovery [%]	En-Score
Aluminium	µg/l	24.5 ± 1.33	22.8 ± 4.56	3.68	93	-0.19
Arsenic	µg/l	2.7 ± 0.0863	2.78 ± 0.278	0.351	103	0.14
Cadmium	µg/l	0.638 ± 0.025	0.687 ± 0.103	0.0638	108	0.23
Chromium	µg/l	1.6 ± 0.0595	1.42 ± 0.214	0.136	88.7	-0.42
Copper	µg/l	14.5 ± 0.429	14.8 ± 2.22	1.31	102	0.07
Iron	µg/l	64.9 ± 2.33	63.7 ± 6.37	11.7	98.1	-0.09
Lead	µg/l	1.13 ± 0.0519	1.15 ± 0.172	0.169	102	0.06
Manganese	µg/l	10.9 ± 0.296	10.9 ± 1.09	0.786	99.8	-0.01
Nickel	µg/l	5.13 ± 0.195	5.01 ± 0.751	0.616	97.6	-0.08
Selenium	µg/l	4.01 ± 0.0697	4 ± 0.4	0.481	99.7	-0.01
Uranium	µg/l	1.13 ± 0.0424	1.15 ± 0.115	0.0747	102	0.08
Zinc	µg/l	294 ± 10.7	299 ± 29.9	26.5	102	0.08

Sample: M155AHG

Parameter	Unit	Assigned value ± U (k=2)	Result ± U	Criterion	Recovery [%]	En-Score
Mercury	µg/l	1.18 ± 0.0572	1.09 ± 0.109	0.165	92.3	-0.41

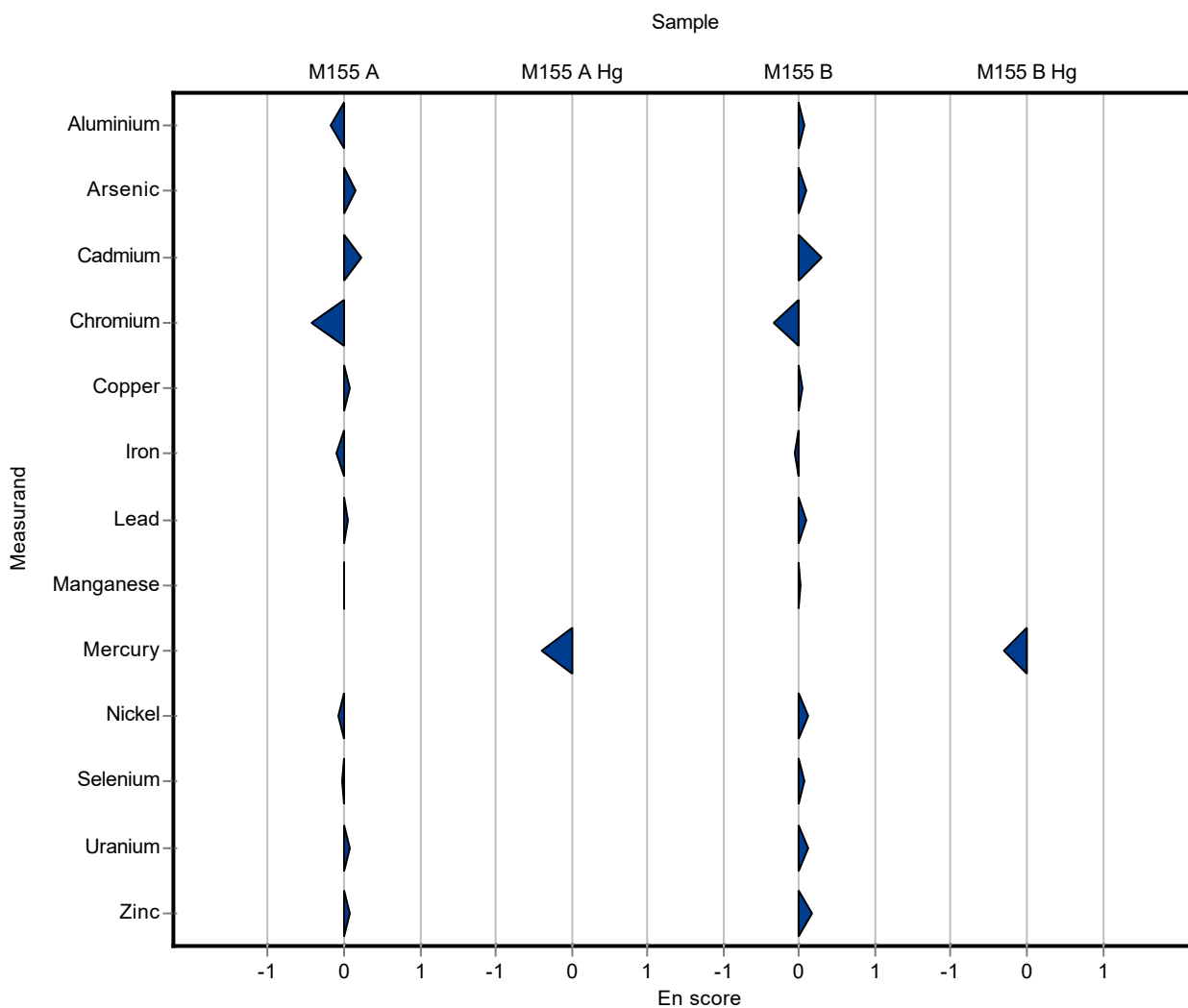
Sample: M155B

Parameter	Unit	Assigned value ± U (k=2)	Result ± U	Criterion	Recovery [%]	En-Score
Aluminium	µg/l	159 ± 4.27	162 ± 24.4	23.8	102	0.07
Arsenic	µg/l	6.55 ± 0.206	6.69 ± 0.669	0.852	102	0.10
Cadmium	µg/l	3.08 ± 0.0774	3.27 ± 0.327	0.308	106	0.29
Chromium	µg/l	2.65 ± 0.0932	2.48 ± 0.248	0.225	93.6	-0.33
Copper	µg/l	57.9 ± 1.44	58.8 ± 8.82	5.22	101	0.05
Iron	µg/l	106 ± 2.79	105 ± 10.5	19.1	98.7	-0.07
Lead	µg/l	1.65 ± 0.0829	1.7 ± 0.255	0.248	103	0.09
Manganese	µg/l	26.4 ± 0.557	26.5 ± 2.65	1.9	100	0.02
Nickel	µg/l	19.4 ± 0.448	20.1 ± 3.02	2.32	104	0.12
Selenium	µg/l	6.58 ± 0.175	6.67 ± 0.667	0.789	101	0.07

Parameter	Unit	Assigned value ± U (k=2)	Result ± U	Criterion	Recovery [%]	En-Score
Uranium	µg/l	1.85 ± 0.0828	1.89 ± 0.189	0.122	102	0.11
Zinc	µg/l	203 ± 4.21	210 ± 21	18.3	103	0.17

Sample: M155BHG

Parameter	Unit	Assigned value ± U (k=2)	Result ± U	Criterion	Recovery [%]	En-Score
Mercury	µg/l	1.71 ± 0.0977	1.61 ± 0.161	0.239	94.1	-0.30



Sample: M155A

Parameter	Unit	Assigned value ± U (k=2)	Result ± U	Criterion	Recovery [%]	z-Score
Aluminium	µg/l	24.5 ± 1.33	24 ± 4.3	3.68	97.9	-0.14
Arsenic	µg/l	2.7 ± 0.0863	2.73 ± 0.49	0.351	101	0.09
Cadmium	µg/l	0.638 ± 0.025	0.691 ± 0.124	0.0638	108	0.82
Chromium	µg/l	1.6 ± 0.0595	1.61 ± 0.29	0.136	101	0.06
Copper	µg/l	14.5 ± 0.429	16 ± 2.9	1.31	110	1.14
Iron	µg/l	64.9 ± 2.33	68.3 ± 12.3	11.7	105	0.29
Lead	µg/l	1.13 ± 0.0519	1.2 ± 0.22	0.169	106	0.42
Manganese	µg/l	10.9 ± 0.296	11.3 ± 2	0.786	103	0.48
Nickel	µg/l	5.13 ± 0.195	5.32 ± 0.96	0.616	104	0.31
Selenium	µg/l	4.01 ± 0.0697	3.98 ± 0.72	0.481	99.2	-0.06
Uranium	µg/l	1.13 ± 0.0424	1.22 ± 0.22	0.0747	108	1.18
Zinc	µg/l	294 ± 10.7	309 ± 56	26.5	105	0.55

Sample: M155AHG

Parameter	Unit	Assigned value ± U (k=2)	Result ± U	Criterion	Recovery [%]	z-Score
Mercury	µg/l	1.18 ± 0.0572	1.22 ± 0.22	0.165	103	0.23

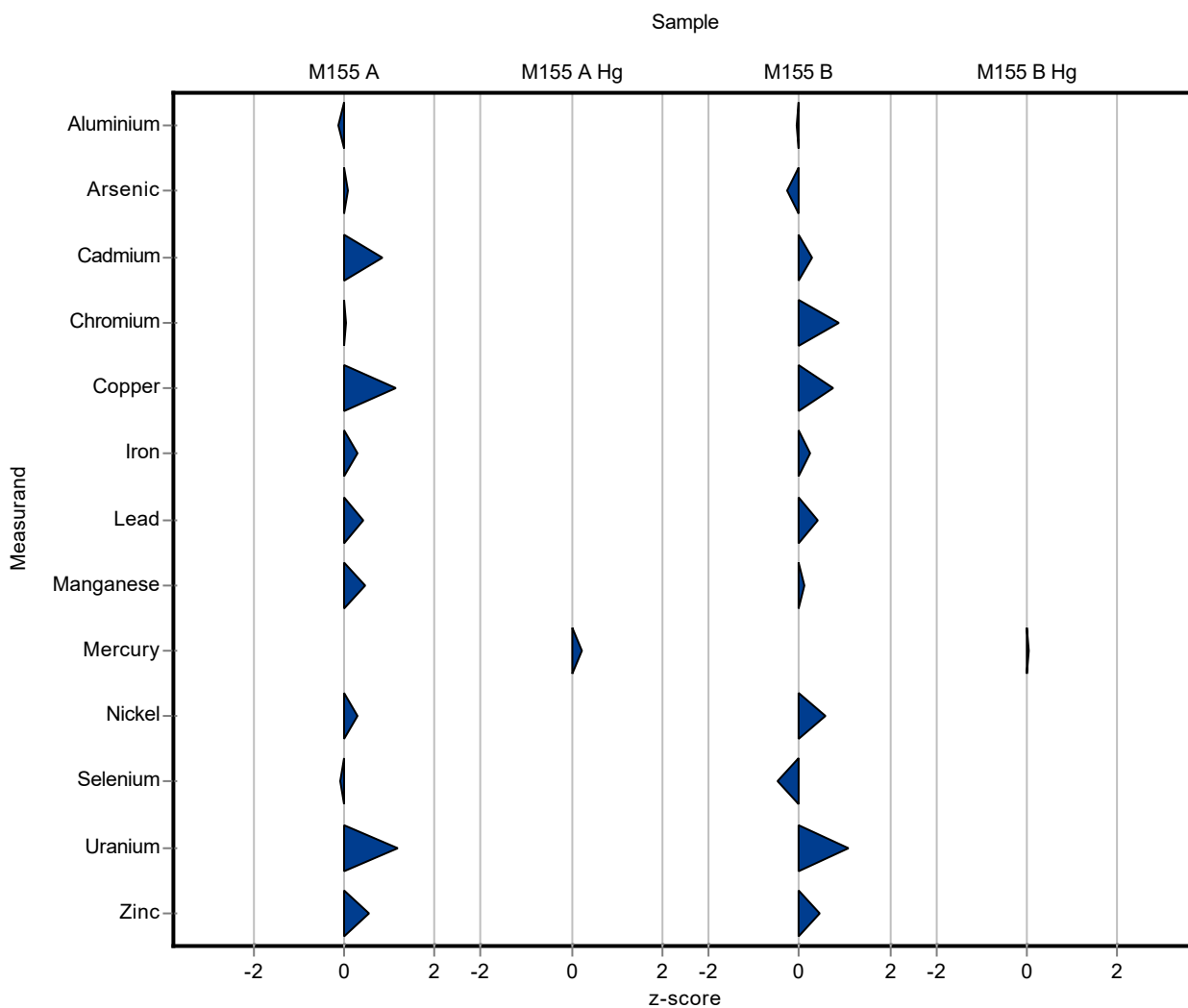
Sample: M155B

Parameter	Unit	Assigned value ± U (k=2)	Result ± U	Criterion	Recovery [%]	z-Score
Aluminium	µg/l	159 ± 4.27	157 ± 28	23.8	98.9	-0.07
Arsenic	µg/l	6.55 ± 0.206	6.34 ± 1.14	0.852	96.7	-0.25
Cadmium	µg/l	3.08 ± 0.0774	3.16 ± 0.57	0.308	103	0.27
Chromium	µg/l	2.65 ± 0.0932	2.84 ± 0.51	0.225	107	0.85
Copper	µg/l	57.9 ± 1.44	61.9 ± 11.1	5.22	107	0.76
Iron	µg/l	106 ± 2.79	111 ± 20	19.1	104	0.24
Lead	µg/l	1.65 ± 0.0829	1.75 ± 0.32	0.248	106	0.40
Manganese	µg/l	26.4 ± 0.557	26.6 ± 4.8	1.9	101	0.10
Nickel	µg/l	19.4 ± 0.448	20.7 ± 3.7	2.32	107	0.57
Selenium	µg/l	6.58 ± 0.175	6.21 ± 1.12	0.789	94.4	-0.47

Parameter	Unit	Assigned value ± U (k=2)	Result ± U	Criterion	Recovery [%]	z-Score
Uranium	µg/l	1.85 ± 0.0828	1.98 ± 0.36	0.122	107	1.10
Zinc	µg/l	203 ± 4.21	211 ± 38	18.3	104	0.44

Sample: M155BHG

Parameter	Unit	Assigned value ± U (k=2)	Result ± U	Criterion	Recovery [%]	z-Score
Mercury	µg/l	1.71 ± 0.0977	1.72 ± 0.31	0.239	101	0.04



Sample: M155A

Parameter	Unit	Assigned value ± U (k=2)	Result ± U	Criterion	Recovery [%]	En-Score
Aluminium	µg/l	24.5 ± 1.33	24 ± 4.3	3.68	97.9	-0.06
Arsenic	µg/l	2.7 ± 0.0863	2.73 ± 0.49	0.351	101	0.03
Cadmium	µg/l	0.638 ± 0.025	0.691 ± 0.124	0.0638	108	0.21
Chromium	µg/l	1.6 ± 0.0595	1.61 ± 0.29	0.136	101	0.01
Copper	µg/l	14.5 ± 0.429	16 ± 2.9	1.31	110	0.26
Iron	µg/l	64.9 ± 2.33	68.3 ± 12.3	11.7	105	0.14
Lead	µg/l	1.13 ± 0.0519	1.2 ± 0.22	0.169	106	0.16
Manganese	µg/l	10.9 ± 0.296	11.3 ± 2	0.786	103	0.09
Nickel	µg/l	5.13 ± 0.195	5.32 ± 0.96	0.616	104	0.10
Selenium	µg/l	4.01 ± 0.0697	3.98 ± 0.72	0.481	99.2	-0.02
Uranium	µg/l	1.13 ± 0.0424	1.22 ± 0.22	0.0747	108	0.20
Zinc	µg/l	294 ± 10.7	309 ± 56	26.5	105	0.13

Sample: M155AHG

Parameter	Unit	Assigned value ± U (k=2)	Result ± U	Criterion	Recovery [%]	En-Score
Mercury	µg/l	1.18 ± 0.0572	1.22 ± 0.22	0.165	103	0.09

Sample: M155B

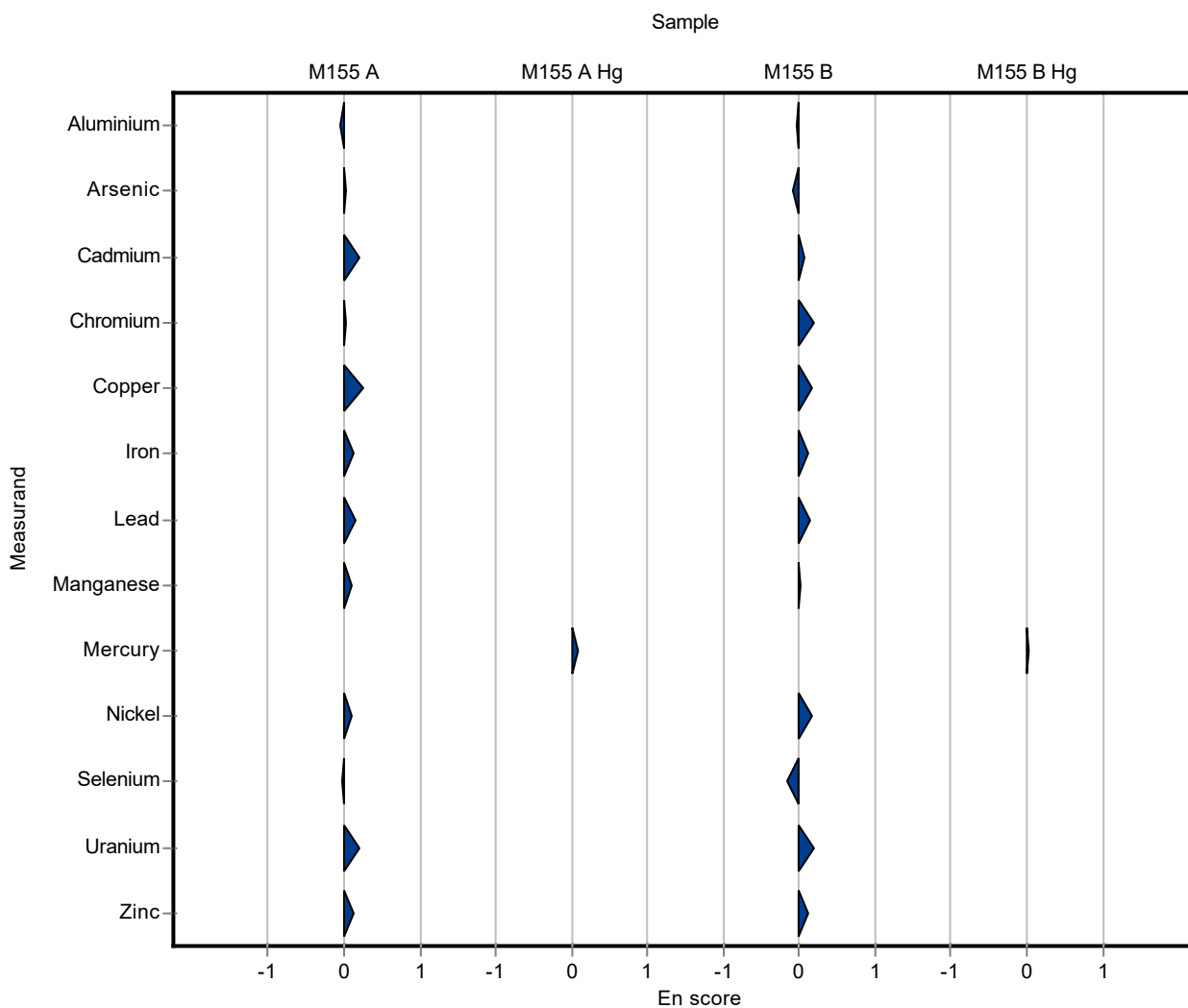
Parameter	Unit	Assigned value ± U (k=2)	Result ± U	Criterion	Recovery [%]	En-Score
Aluminium	µg/l	159 ± 4.27	157 ± 28	23.8	98.9	-0.03
Arsenic	µg/l	6.55 ± 0.206	6.34 ± 1.14	0.852	96.7	-0.09
Cadmium	µg/l	3.08 ± 0.0774	3.16 ± 0.57	0.308	103	0.07
Chromium	µg/l	2.65 ± 0.0932	2.84 ± 0.51	0.225	107	0.19
Copper	µg/l	57.9 ± 1.44	61.9 ± 11.1	5.22	107	0.18
Iron	µg/l	106 ± 2.79	111 ± 20	19.1	104	0.12
Lead	µg/l	1.65 ± 0.0829	1.75 ± 0.32	0.248	106	0.15
Manganese	µg/l	26.4 ± 0.557	26.6 ± 4.8	1.9	101	0.02
Nickel	µg/l	19.4 ± 0.448	20.7 ± 3.7	2.32	107	0.18
Selenium	µg/l	6.58 ± 0.175	6.21 ± 1.12	0.789	94.4	-0.16



Parameter	Unit	Assigned value ± U (k=2)	Result ± U	Criterion	Recovery [%]	En-Score
Uranium	µg/l	1.85 ± 0.0828	1.98 ± 0.36	0.122	107	0.18
Zinc	µg/l	203 ± 4.21	211 ± 38	18.3	104	0.11

Sample: M155BHG

Parameter	Unit	Assigned value ± U (k=2)	Result ± U	Criterion	Recovery [%]	En-Score
Mercury	µg/l	1.71 ± 0.0977	1.72 ± 0.31	0.239	101	0.02



Sample: M155A

Parameter	Unit	Assigned value ± U (k=2)	Result ± U	Criterion	Recovery [%]	z-Score
Aluminium	µg/l	24.5 ± 1.33	15.8 ± 0.2	3.68	64.4	-2.37
Arsenic	µg/l	2.7 ± 0.0863	<3.9 (LOQ) ± -	0.351	-	-
Cadmium	µg/l	0.638 ± 0.025	0.17 ± 0.05	0.0638	26.6	-7.34
Chromium	µg/l	1.6 ± 0.0595	2.13 ± 0.13	0.136	133	3.88
Copper	µg/l	14.5 ± 0.429	10.8 ± 0.27	1.31	74.5	-2.84
Iron	µg/l	64.9 ± 2.33	28.6 ± 1.5	11.7	44.1	-3.11
Lead	µg/l	1.13 ± 0.0519	0.65 ± 0.05	0.169	57.6	-2.83
Manganese	µg/l	10.9 ± 0.296	9.1 ± 0.26	0.786	83.3	-2.32
Nickel	µg/l	5.13 ± 0.195	5.07 ± 0.09	0.616	98.8	-0.10
Selenium	µg/l	4.01 ± 0.0697	<5.3 (LOQ) ± -	0.481	-	-
Uranium	µg/l	1.13 ± 0.0424	1.15 ± 0.05	0.0747	102	0.25
Zinc	µg/l	294 ± 10.7	236.4 ± 2.6	26.5	80.3	-2.19

Sample: M155AHG

Parameter	Unit	Assigned value ± U (k=2)	Result ± U	Criterion	Recovery [%]	z-Score
Mercury	µg/l	1.18 ± 0.0572	1.82 ± 0.08	0.165	154	3.86

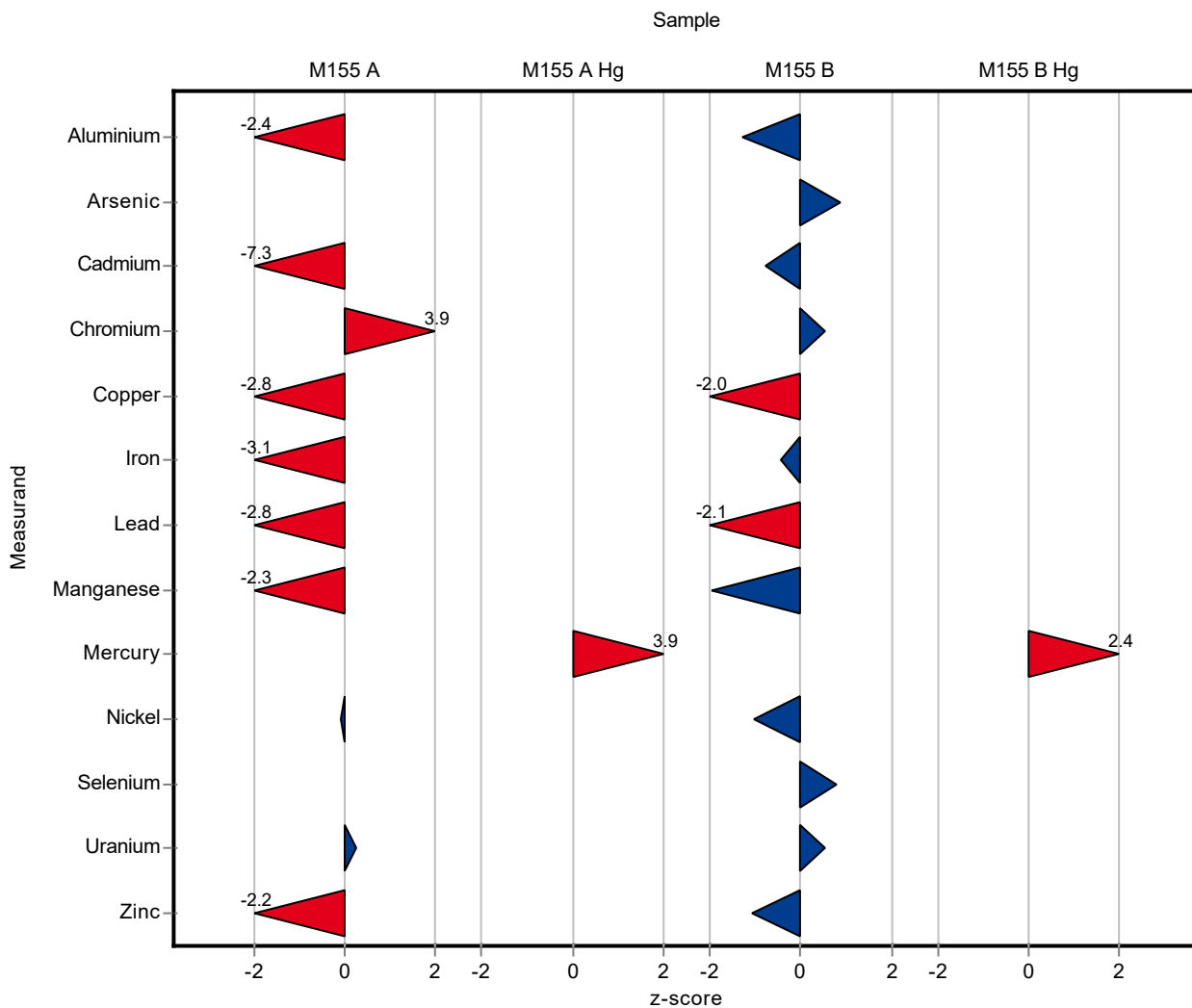
Sample: M155B

Parameter	Unit	Assigned value ± U (k=2)	Result ± U	Criterion	Recovery [%]	z-Score
Aluminium	µg/l	159 ± 4.27	128 ± 0.47	23.8	80.6	-1.29
Arsenic	µg/l	6.55 ± 0.206	7.3 ± 0.06	0.852	111	0.88
Cadmium	µg/l	3.08 ± 0.0774	2.84 ± 0.05	0.308	92.3	-0.77
Chromium	µg/l	2.65 ± 0.0932	2.77 ± 0.08	0.225	105	0.54
Copper	µg/l	57.9 ± 1.44	47.5 ± 0.94	5.22	82	-2.00
Iron	µg/l	106 ± 2.79	97.7 ± 4.9	19.1	91.8	-0.45
Lead	µg/l	1.65 ± 0.0829	1.13 ± 0.05	0.248	68.4	-2.11
Manganese	µg/l	26.4 ± 0.557	22.7 ± 0.68	1.9	85.9	-1.95
Nickel	µg/l	19.4 ± 0.448	17 ± 0.39	2.32	87.8	-1.02
Selenium	µg/l	6.58 ± 0.175	7.2 ± 0.15	0.789	109	0.79

Parameter	Unit	Assigned value ± U (k=2)	Result ± U	Criterion	Recovery [%]	z-Score
Uranium	µg/l	1.85 ± 0.0828	1.91 ± 0.05	0.122	103	0.53
Zinc	µg/l	203 ± 4.21	183.3 ± 5.05	18.3	90.3	-1.08

Sample: M155BHG

Parameter	Unit	Assigned value ± U (k=2)	Result ± U	Criterion	Recovery [%]	z-Score
Mercury	µg/l	1.71 ± 0.0977	2.29 ± 0.38	0.239	134	2.42



Sample: M155A

Parameter	Unit	Assigned value ± U (k=2)	Result ± U	Criterion	Recovery [%]	En-Score
Aluminium	µg/l	24.5 ± 1.33	15.8 ± 0.2	3.68	64.4	-6.28
Arsenic	µg/l	2.7 ± 0.0863	<3.9 (LOQ) ± -	0.351	-	-
Cadmium	µg/l	0.638 ± 0.025	0.17 ± 0.05	0.0638	26.6	-4.54
Chromium	µg/l	1.6 ± 0.0595	2.13 ± 0.13	0.136	133	1.98
Copper	µg/l	14.5 ± 0.429	10.8 ± 0.27	1.31	74.5	-5.37
Iron	µg/l	64.9 ± 2.33	28.6 ± 1.5	11.7	44.1	-9.56
Lead	µg/l	1.13 ± 0.0519	0.65 ± 0.05	0.169	57.6	-4.24
Manganese	µg/l	10.9 ± 0.296	9.1 ± 0.26	0.786	83.3	-3.04
Nickel	µg/l	5.13 ± 0.195	5.07 ± 0.09	0.616	98.8	-0.23
Selenium	µg/l	4.01 ± 0.0697	<5.3 (LOQ) ± -	0.481	-	-
Uranium	µg/l	1.13 ± 0.0424	1.15 ± 0.05	0.0747	102	0.17
Zinc	µg/l	294 ± 10.7	236.4 ± 2.6	26.5	80.3	-4.88

Sample: M155AHG

Parameter	Unit	Assigned value ± U (k=2)	Result ± U	Criterion	Recovery [%]	En-Score
Mercury	µg/l	1.18 ± 0.0572	1.82 ± 0.08	0.165	154	3.76

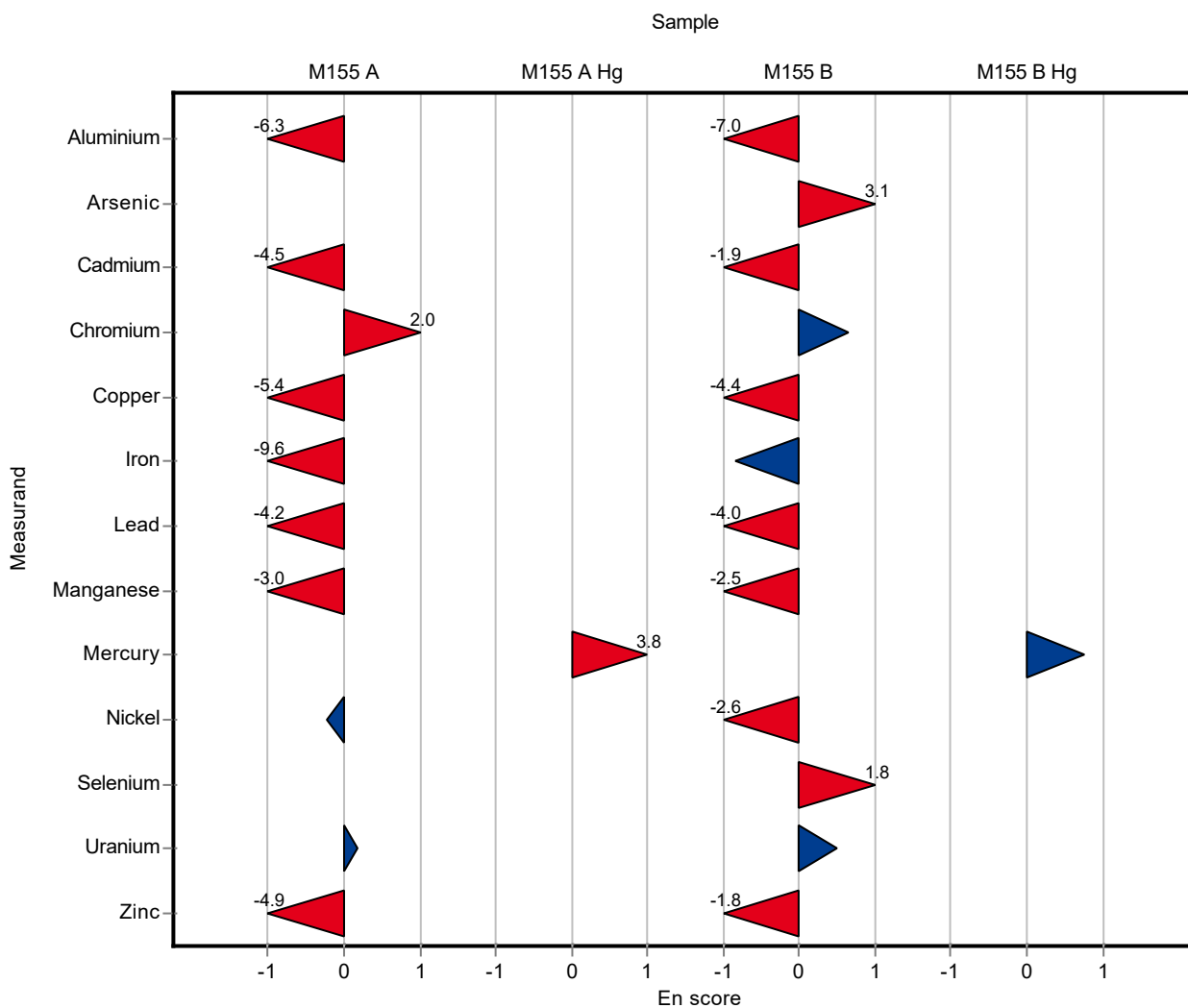
Sample: M155B

Parameter	Unit	Assigned value ± U (k=2)	Result ± U	Criterion	Recovery [%]	En-Score
Aluminium	µg/l	159 ± 4.27	128 ± 0.47	23.8	80.6	-7.04
Arsenic	µg/l	6.55 ± 0.206	7.3 ± 0.06	0.852	111	3.13
Cadmium	µg/l	3.08 ± 0.0774	2.84 ± 0.05	0.308	92.3	-1.87
Chromium	µg/l	2.65 ± 0.0932	2.77 ± 0.08	0.225	105	0.66
Copper	µg/l	57.9 ± 1.44	47.5 ± 0.94	5.22	82	-4.41
Iron	µg/l	106 ± 2.79	97.7 ± 4.9	19.1	91.8	-0.85
Lead	µg/l	1.65 ± 0.0829	1.13 ± 0.05	0.248	68.4	-4.02
Manganese	µg/l	26.4 ± 0.557	22.7 ± 0.68	1.9	85.9	-2.53
Nickel	µg/l	19.4 ± 0.448	17 ± 0.39	2.32	87.8	-2.64
Selenium	µg/l	6.58 ± 0.175	7.2 ± 0.15	0.789	109	1.79

Parameter	Unit	Assigned value ± U (k=2)	Result ± U	Criterion	Recovery [%]	En-Score
Uranium	µg/l	1.85 ± 0.0828	1.91 ± 0.05	0.122	103	0.49
Zinc	µg/l	203 ± 4.21	183.3 ± 5.05	18.3	90.3	-1.80

Sample: M155BHG

Parameter	Unit	Assigned value ± U (k=2)	Result ± U	Criterion	Recovery [%]	En-Score
Mercury	µg/l	1.71 ± 0.0977	2.29 ± 0.38	0.239	134	0.76



Sample: M155A

Parameter	Unit	Assigned value ± U (k=2)	Result ± U	Criterion	Recovery [%]	z-Score
Aluminium	µg/l	24.5 ± 1.33	24 ± 2.4	3.68	97.9	-0.14
Arsenic	µg/l	2.7 ± 0.0863	2.6 ± 0.26	0.351	96.4	-0.28
Cadmium	µg/l	0.638 ± 0.025	0.7 ± 0.07	0.0638	110	0.97
Chromium	µg/l	1.6 ± 0.0595	1.6 ± 0.16	0.136	99.9	-0.01
Copper	µg/l	14.5 ± 0.429	15 ± 1.5	1.31	103	0.38
Iron	µg/l	64.9 ± 2.33	64 ± 6.4	11.7	98.6	-0.08
Lead	µg/l	1.13 ± 0.0519	1.3 ± 0.13	0.169	115	1.02
Manganese	µg/l	10.9 ± 0.296	11 ± 1.1	0.786	101	0.10
Nickel	µg/l	5.13 ± 0.195	5.1 ± 0.51	0.616	99.4	-0.05
Selenium	µg/l	4.01 ± 0.0697	3.9 ± 0.39	0.481	97.2	-0.23
Uranium	µg/l	1.13 ± 0.0424	1.2 ± 0.12	0.0747	106	0.92
Zinc	µg/l	294 ± 10.7	320 ± 32	26.5	109	0.97

Sample: M155AHG

Parameter	Unit	Assigned value ± U (k=2)	Result ± U	Criterion	Recovery [%]	z-Score
Mercury	µg/l	1.18 ± 0.0572	1.19 ± 0.12	0.165	101	0.05

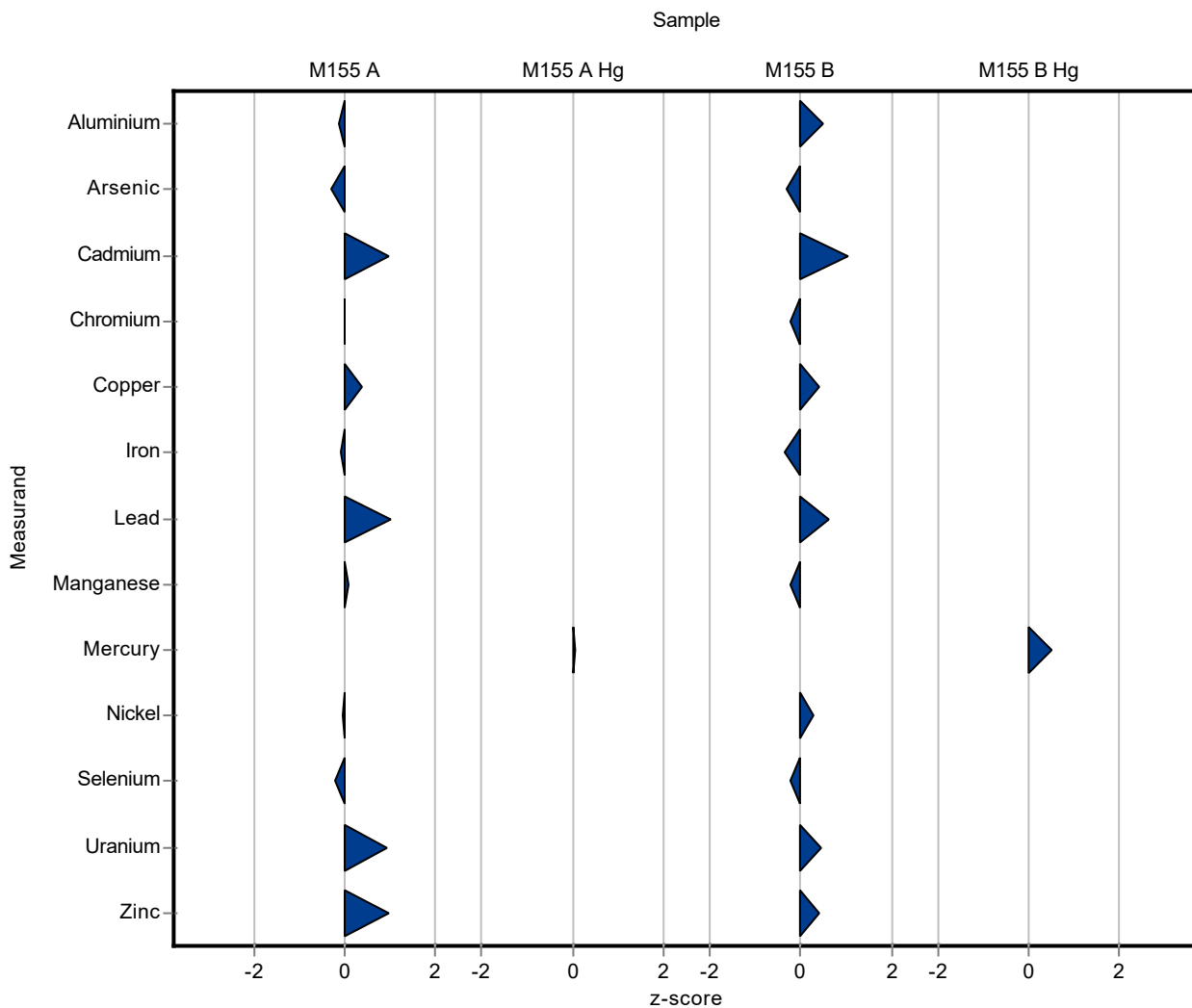
Sample: M155B

Parameter	Unit	Assigned value ± U (k=2)	Result ± U	Criterion	Recovery [%]	z-Score
Aluminium	µg/l	159 ± 4.27	170 ± 17	23.8	107	0.47
Arsenic	µg/l	6.55 ± 0.206	6.3 ± 0.63	0.852	96.1	-0.30
Cadmium	µg/l	3.08 ± 0.0774	3.4 ± 0.34	0.308	111	1.05
Chromium	µg/l	2.65 ± 0.0932	2.6 ± 0.26	0.225	98.2	-0.22
Copper	µg/l	57.9 ± 1.44	60 ± 0.6	5.22	104	0.39
Iron	µg/l	106 ± 2.79	100 ± 10	19.1	94	-0.33
Lead	µg/l	1.65 ± 0.0829	1.8 ± 0.18	0.248	109	0.60
Manganese	µg/l	26.4 ± 0.557	26 ± 2.6	1.9	98.4	-0.22
Nickel	µg/l	19.4 ± 0.448	20 ± 0.2	2.32	103	0.27
Selenium	µg/l	6.58 ± 0.175	6.4 ± 0.64	0.789	97.3	-0.23

Parameter	Unit	Assigned value ± U (k=2)	Result ± U	Criterion	Recovery [%]	z-Score
Uranium	µg/l	1.85 ± 0.0828	1.9 ± 0.19	0.122	103	0.44
Zinc	µg/l	203 ± 4.21	210 ± 21	18.3	103	0.39

Sample: M155BHG

Parameter	Unit	Assigned value ± U (k=2)	Result ± U	Criterion	Recovery [%]	z-Score
Mercury	µg/l	1.71 ± 0.0977	1.83 ± 0.18	0.239	107	0.50



Sample: M155A

Parameter	Unit	Assigned value ± U (k=2)	Result ± U	Criterion	Recovery [%]	En-Score
Aluminium	µg/l	24.5 ± 1.33	24 ± 2.4	3.68	97.9	-0.10
Arsenic	µg/l	2.7 ± 0.0863	2.6 ± 0.26	0.351	96.4	-0.19
Cadmium	µg/l	0.638 ± 0.025	0.7 ± 0.07	0.0638	110	0.43
Chromium	µg/l	1.6 ± 0.0595	1.6 ± 0.16	0.136	99.9	0.00
Copper	µg/l	14.5 ± 0.429	15 ± 1.5	1.31	103	0.16
Iron	µg/l	64.9 ± 2.33	64 ± 6.4	11.7	98.6	-0.07
Lead	µg/l	1.13 ± 0.0519	1.3 ± 0.13	0.169	115	0.65
Manganese	µg/l	10.9 ± 0.296	11 ± 1.1	0.786	101	0.04
Nickel	µg/l	5.13 ± 0.195	5.1 ± 0.51	0.616	99.4	-0.03
Selenium	µg/l	4.01 ± 0.0697	3.9 ± 0.39	0.481	97.2	-0.14
Uranium	µg/l	1.13 ± 0.0424	1.2 ± 0.12	0.0747	106	0.28
Zinc	µg/l	294 ± 10.7	320 ± 32	26.5	109	0.39

Sample: M155AHG

Parameter	Unit	Assigned value ± U (k=2)	Result ± U	Criterion	Recovery [%]	En-Score
Mercury	µg/l	1.18 ± 0.0572	1.19 ± 0.12	0.165	101	0.04

Sample: M155B

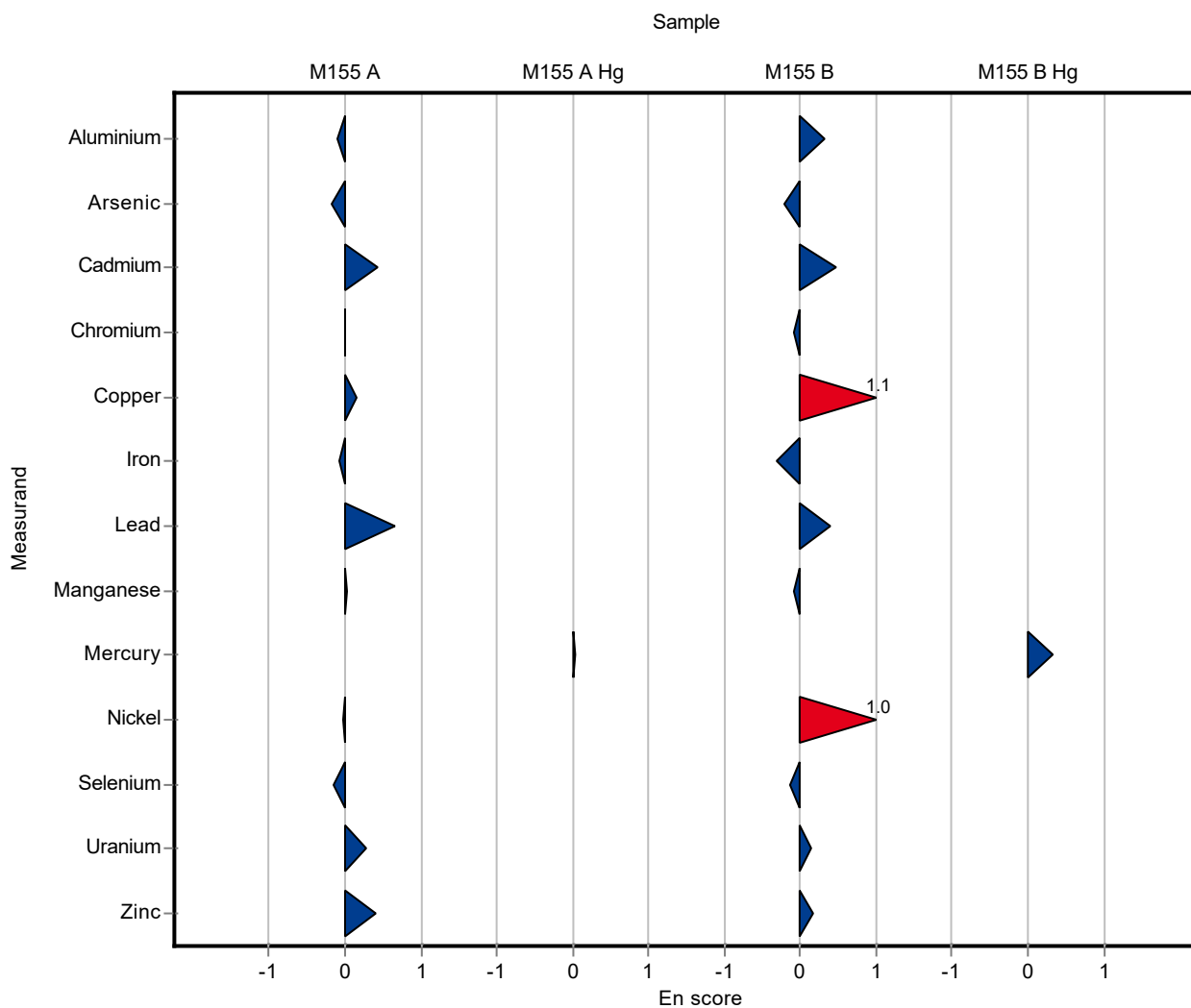
Parameter	Unit	Assigned value ± U (k=2)	Result ± U	Criterion	Recovery [%]	En-Score
Aluminium	µg/l	159 ± 4.27	170 ± 17	23.8	107	0.33
Arsenic	µg/l	6.55 ± 0.206	6.3 ± 0.63	0.852	96.1	-0.20
Cadmium	µg/l	3.08 ± 0.0774	3.4 ± 0.34	0.308	111	0.47
Chromium	µg/l	2.65 ± 0.0932	2.6 ± 0.26	0.225	98.2	-0.09
Copper	µg/l	57.9 ± 1.44	60 ± 0.6	5.22	104	1.10
Iron	µg/l	106 ± 2.79	100 ± 10	19.1	94	-0.32
Lead	µg/l	1.65 ± 0.0829	1.8 ± 0.18	0.248	109	0.40
Manganese	µg/l	26.4 ± 0.557	26 ± 2.6	1.9	98.4	-0.08
Nickel	µg/l	19.4 ± 0.448	20 ± 0.2	2.32	103	1.05
Selenium	µg/l	6.58 ± 0.175	6.4 ± 0.64	0.789	97.3	-0.14



Parameter	Unit	Assigned value ± U (k=2)	Result ± U	Criterion	Recovery [%]	En-Score
Uranium	µg/l	1.85 ± 0.0828	1.9 ± 0.19	0.122	103	0.14
Zinc	µg/l	203 ± 4.21	210 ± 21	18.3	103	0.17

Sample: M155BHG

Parameter	Unit	Assigned value ± U (k=2)	Result ± U	Criterion	Recovery [%]	En-Score
Mercury	µg/l	1.71 ± 0.0977	1.83 ± 0.18	0.239	107	0.32



Sample: M155A

Parameter	Unit	Assigned value ± U (k=2)	Result ± U	Criterion	Recovery [%]	z-Score
Aluminium	µg/l	24.5 ± 1.33	- ± -	3.68	-	-
Arsenic	µg/l	2.7 ± 0.0863	- ± -	0.351	-	-
Cadmium	µg/l	0.638 ± 0.025	- ± -	0.0638	-	-
Chromium	µg/l	1.6 ± 0.0595	- ± -	0.136	-	-
Copper	µg/l	14.5 ± 0.429	- ± -	1.31	-	-
Iron	µg/l	64.9 ± 2.33	- ± -	11.7	-	-
Lead	µg/l	1.13 ± 0.0519	- ± -	0.169	-	-
Manganese	µg/l	10.9 ± 0.296	- ± -	0.786	-	-
Nickel	µg/l	5.13 ± 0.195	- ± -	0.616	-	-
Selenium	µg/l	4.01 ± 0.0697	- ± -	0.481	-	-
Uranium	µg/l	1.13 ± 0.0424	- ± -	0.0747	-	-
Zinc	µg/l	294 ± 10.7	- ± -	26.5	-	-

Sample: M155AHG

Parameter	Unit	Assigned value ± U (k=2)	Result ± U	Criterion	Recovery [%]	z-Score
Mercury	µg/l	1.18 ± 0.0572	- ± -	0.165	-	-

Sample: M155B

Parameter	Unit	Assigned value ± U (k=2)	Result ± U	Criterion	Recovery [%]	z-Score
Aluminium	µg/l	159 ± 4.27	- ± -	23.8	-	-
Arsenic	µg/l	6.55 ± 0.206	- ± -	0.852	-	-
Cadmium	µg/l	3.08 ± 0.0774	- ± -	0.308	-	-
Chromium	µg/l	2.65 ± 0.0932	- ± -	0.225	-	-
Copper	µg/l	57.9 ± 1.44	- ± -	5.22	-	-
Iron	µg/l	106 ± 2.79	- ± -	19.1	-	-
Lead	µg/l	1.65 ± 0.0829	- ± -	0.248	-	-
Manganese	µg/l	26.4 ± 0.557	- ± -	1.9	-	-
Nickel	µg/l	19.4 ± 0.448	- ± -	2.32	-	-
Selenium	µg/l	6.58 ± 0.175	- ± -	0.789	-	-

Parameter	Unit	Assigned value ± U (k=2)	Result ± U	Criterion	Recovery [%]	z-Score
Uranium	µg/l	1.85 ± 0.0828	- ± -	0.122	-	-
Zinc	µg/l	203 ± 4.21	- ± -	18.3	-	-

Sample: M155BHG

Parameter	Unit	Assigned value ± U (k=2)	Result ± U	Criterion	Recovery [%]	z-Score
Mercury	µg/l	1.71 ± 0.0977	- ± -	0.239	-	-

Sample: M155A

Parameter	Unit	Assigned value ± U (k=2)	Result ± U	Criterion	Recovery [%]	En-Score
Aluminium	µg/l	24.5 ± 1.33	- ± -	3.68	-	-
Arsenic	µg/l	2.7 ± 0.0863	- ± -	0.351	-	-
Cadmium	µg/l	0.638 ± 0.025	- ± -	0.0638	-	-
Chromium	µg/l	1.6 ± 0.0595	- ± -	0.136	-	-
Copper	µg/l	14.5 ± 0.429	- ± -	1.31	-	-
Iron	µg/l	64.9 ± 2.33	- ± -	11.7	-	-
Lead	µg/l	1.13 ± 0.0519	- ± -	0.169	-	-
Manganese	µg/l	10.9 ± 0.296	- ± -	0.786	-	-
Nickel	µg/l	5.13 ± 0.195	- ± -	0.616	-	-
Selenium	µg/l	4.01 ± 0.0697	- ± -	0.481	-	-
Uranium	µg/l	1.13 ± 0.0424	- ± -	0.0747	-	-
Zinc	µg/l	294 ± 10.7	- ± -	26.5	-	-

Sample: M155AHG

Parameter	Unit	Assigned value ± U (k=2)	Result ± U	Criterion	Recovery [%]	En-Score
Mercury	µg/l	1.18 ± 0.0572	- ± -	0.165	-	-

Sample: M155B

Parameter	Unit	Assigned value ± U (k=2)	Result ± U	Criterion	Recovery [%]	En-Score
Aluminium	µg/l	159 ± 4.27	- ± -	23.8	-	-
Arsenic	µg/l	6.55 ± 0.206	- ± -	0.852	-	-
Cadmium	µg/l	3.08 ± 0.0774	- ± -	0.308	-	-
Chromium	µg/l	2.65 ± 0.0932	- ± -	0.225	-	-
Copper	µg/l	57.9 ± 1.44	- ± -	5.22	-	-
Iron	µg/l	106 ± 2.79	- ± -	19.1	-	-
Lead	µg/l	1.65 ± 0.0829	- ± -	0.248	-	-
Manganese	µg/l	26.4 ± 0.557	- ± -	1.9	-	-
Nickel	µg/l	19.4 ± 0.448	- ± -	2.32	-	-
Selenium	µg/l	6.58 ± 0.175	- ± -	0.789	-	-

Parameter	Unit	Assigned value ± U (k=2)	Result ± U	Criterion	Recovery [%]	En-Score
Uranium	µg/l	1.85 ± 0.0828	- ± -	0.122	-	-
Zinc	µg/l	203 ± 4.21	- ± -	18.3	-	-

Sample: M155BHG

Parameter	Unit	Assigned value ± U (k=2)	Result ± U	Criterion	Recovery [%]	En-Score
Mercury	µg/l	1.71 ± 0.0977	- ± -	0.239	-	-

Sample: M155A

Parameter	Unit	Assigned value ± U (k=2)	Result ± U	Criterion	Recovery [%]	z-Score
Aluminium	µg/l	24.5 ± 1.33	24.03 ± 2.4	3.68	98	-0.13
Arsenic	µg/l	2.7 ± 0.0863	2.61 ± 0.26	0.351	96.7	-0.25
Cadmium	µg/l	0.638 ± 0.025	0.624 ± 0.062	0.0638	97.8	-0.23
Chromium	µg/l	1.6 ± 0.0595	1.524 ± 0.15	0.136	95.2	-0.57
Copper	µg/l	14.5 ± 0.429	14.82 ± 1.48	1.31	102	0.24
Iron	µg/l	64.9 ± 2.33	67.8 ± 6.8	11.7	104	0.25
Lead	µg/l	1.13 ± 0.0519	1.163 ± 0.12	0.169	103	0.21
Manganese	µg/l	10.9 ± 0.296	10.92 ± 1.1	0.786	100	0.00
Nickel	µg/l	5.13 ± 0.195	5.01 ± 0.5	0.616	97.6	-0.20
Selenium	µg/l	4.01 ± 0.0697	3.991 ± 0.4	0.481	99.5	-0.04
Uranium	µg/l	1.13 ± 0.0424	1.121 ± 0.11	0.0747	99.1	-0.14
Zinc	µg/l	294 ± 10.7	283.4 ± 28.3	26.5	96.3	-0.42

Sample: M155AHG

Parameter	Unit	Assigned value ± U (k=2)	Result ± U	Criterion	Recovery [%]	z-Score
Mercury	µg/l	1.18 ± 0.0572	1.132 ± 0.11	0.165	95.8	-0.30

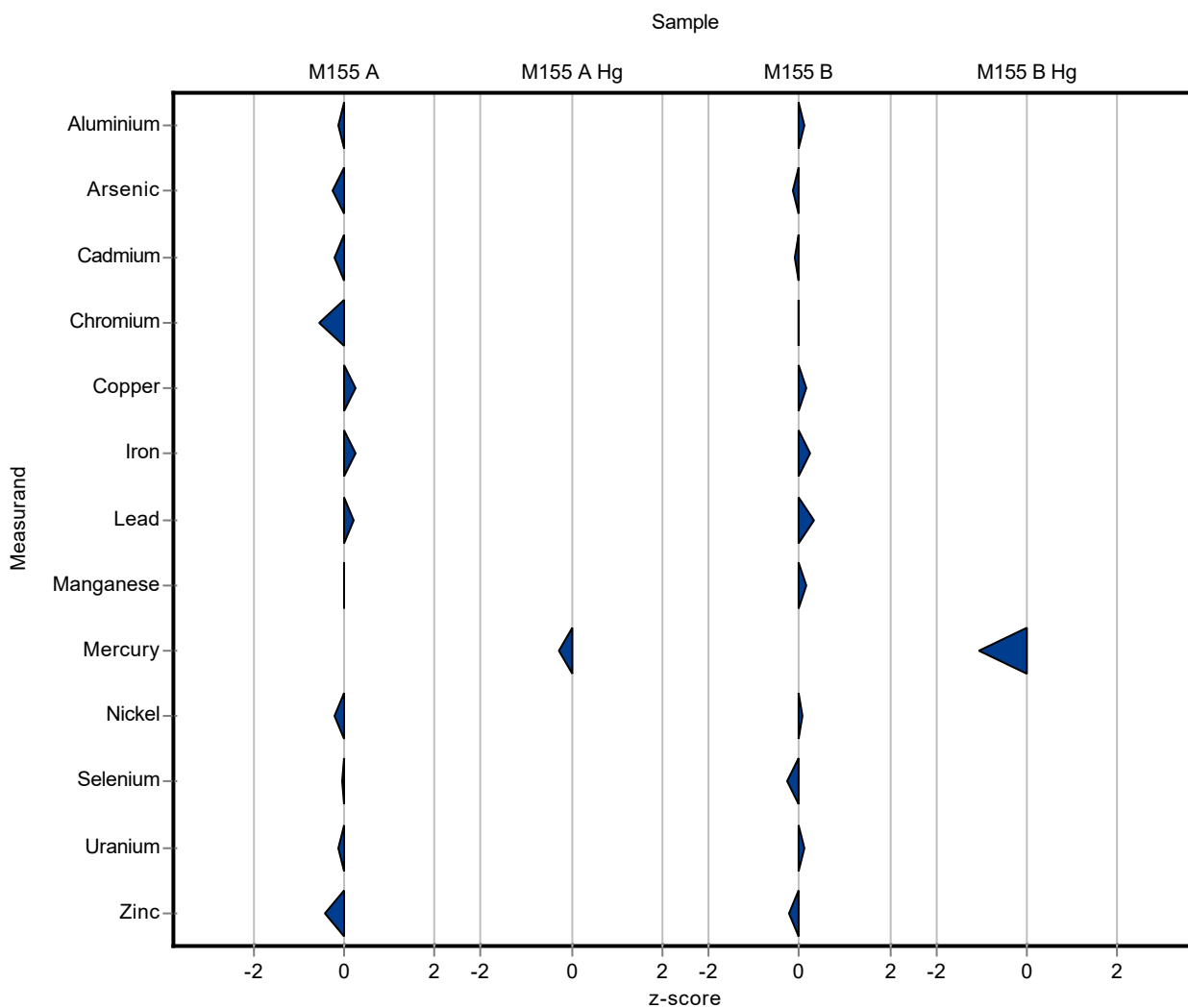
Sample: M155B

Parameter	Unit	Assigned value ± U (k=2)	Result ± U	Criterion	Recovery [%]	z-Score
Aluminium	µg/l	159 ± 4.27	161.7 ± 16.2	23.8	102	0.12
Arsenic	µg/l	6.55 ± 0.206	6.43 ± 0.64	0.852	98.1	-0.14
Cadmium	µg/l	3.08 ± 0.0774	3.04 ± 0.3	0.308	98.8	-0.12
Chromium	µg/l	2.65 ± 0.0932	2.644 ± 0.26	0.225	99.8	-0.02
Copper	µg/l	57.9 ± 1.44	58.8 ± 5.9	5.22	101	0.16
Iron	µg/l	106 ± 2.79	111 ± 11.1	19.1	104	0.24
Lead	µg/l	1.65 ± 0.0829	1.731 ± 0.17	0.248	105	0.32
Manganese	µg/l	26.4 ± 0.557	26.7 ± 2.7	1.9	101	0.15
Nickel	µg/l	19.4 ± 0.448	19.54 ± 2	2.32	101	0.07
Selenium	µg/l	6.58 ± 0.175	6.38 ± 0.64	0.789	97	-0.25

Parameter	Unit	Assigned value ± U (k=2)	Result ± U	Criterion	Recovery [%]	z-Score
Uranium	µg/l	1.85 ± 0.0828	1.861 ± 0.19	0.122	101	0.12
Zinc	µg/l	203 ± 4.21	199 ± 20	18.3	98.1	-0.22

Sample: M155BHG

Parameter	Unit	Assigned value ± U (k=2)	Result ± U	Criterion	Recovery [%]	z-Score
Mercury	µg/l	1.71 ± 0.0977	1.458 ± 0.15	0.239	85.3	-1.05



Sample: M155A

Parameter	Unit	Assigned value ± U (k=2)	Result ± U	Criterion	Recovery [%]	En-Score
Aluminium	µg/l	24.5 ± 1.33	24.03 ± 2.4	3.68	98	-0.10
Arsenic	µg/l	2.7 ± 0.0863	2.61 ± 0.26	0.351	96.7	-0.17
Cadmium	µg/l	0.638 ± 0.025	0.624 ± 0.062	0.0638	97.8	-0.11
Chromium	µg/l	1.6 ± 0.0595	1.524 ± 0.15	0.136	95.2	-0.25
Copper	µg/l	14.5 ± 0.429	14.82 ± 1.48	1.31	102	0.10
Iron	µg/l	64.9 ± 2.33	67.8 ± 6.8	11.7	104	0.21
Lead	µg/l	1.13 ± 0.0519	1.163 ± 0.12	0.169	103	0.14
Manganese	µg/l	10.9 ± 0.296	10.92 ± 1.1	0.786	100	0.00
Nickel	µg/l	5.13 ± 0.195	5.01 ± 0.5	0.616	97.6	-0.12
Selenium	µg/l	4.01 ± 0.0697	3.991 ± 0.4	0.481	99.5	-0.02
Uranium	µg/l	1.13 ± 0.0424	1.121 ± 0.11	0.0747	99.1	-0.05
Zinc	µg/l	294 ± 10.7	283.4 ± 28.3	26.5	96.3	-0.19

Sample: M155AHG

Parameter	Unit	Assigned value ± U (k=2)	Result ± U	Criterion	Recovery [%]	En-Score
Mercury	µg/l	1.18 ± 0.0572	1.132 ± 0.11	0.165	95.8	-0.22

Sample: M155B

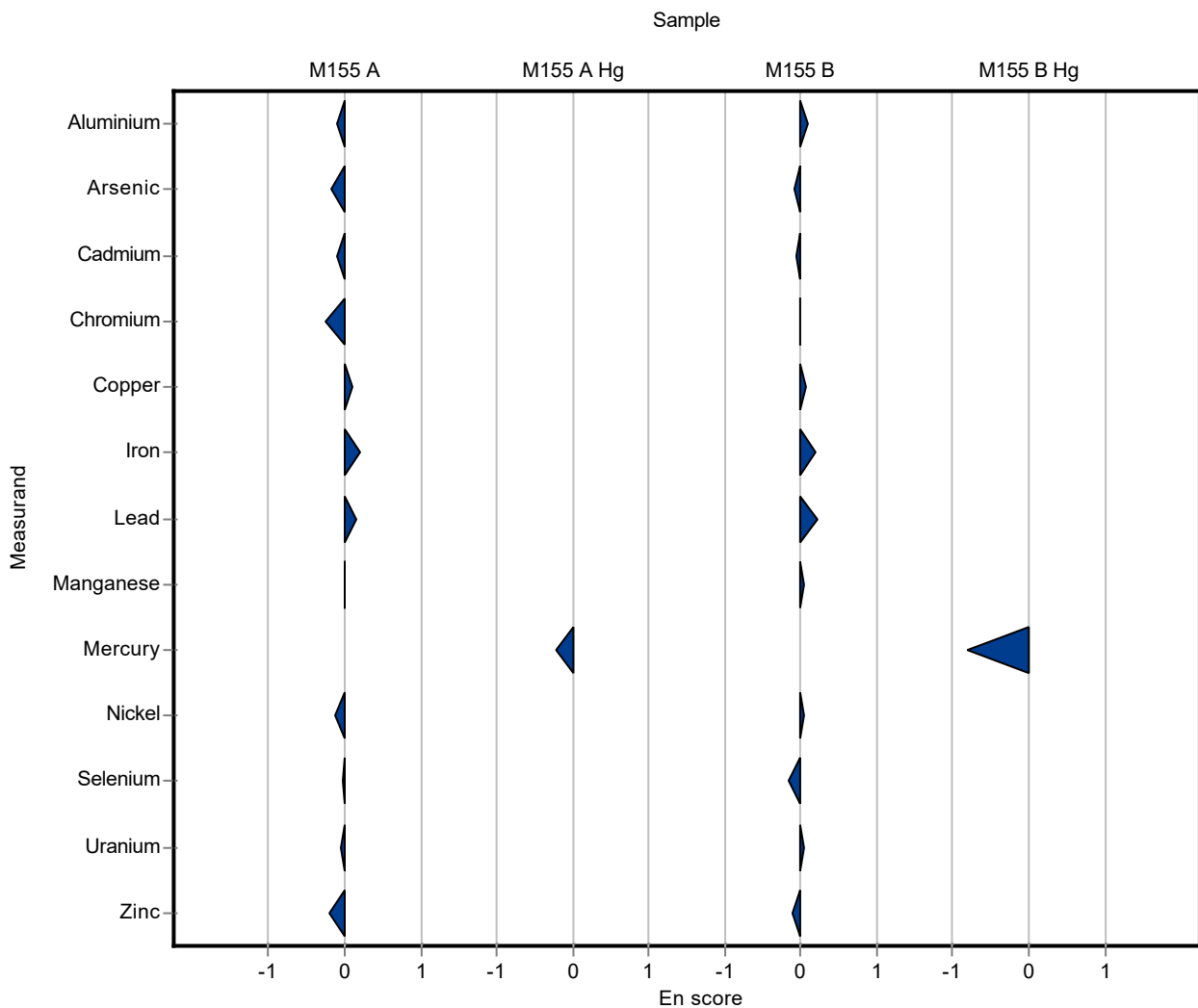
Parameter	Unit	Assigned value ± U (k=2)	Result ± U	Criterion	Recovery [%]	En-Score
Aluminium	µg/l	159 ± 4.27	161.7 ± 16.2	23.8	102	0.09
Arsenic	µg/l	6.55 ± 0.206	6.43 ± 0.64	0.852	98.1	-0.10
Cadmium	µg/l	3.08 ± 0.0774	3.04 ± 0.3	0.308	98.8	-0.06
Chromium	µg/l	2.65 ± 0.0932	2.644 ± 0.26	0.225	99.8	-0.01
Copper	µg/l	57.9 ± 1.44	58.8 ± 5.9	5.22	101	0.07
Iron	µg/l	106 ± 2.79	111 ± 11.1	19.1	104	0.21
Lead	µg/l	1.65 ± 0.0829	1.731 ± 0.17	0.248	105	0.23
Manganese	µg/l	26.4 ± 0.557	26.7 ± 2.7	1.9	101	0.05
Nickel	µg/l	19.4 ± 0.448	19.54 ± 2	2.32	101	0.04
Selenium	µg/l	6.58 ± 0.175	6.38 ± 0.64	0.789	97	-0.15



Parameter	Unit	Assigned value ± U (k=2)	Result ± U	Criterion	Recovery [%]	En-Score
Uranium	µg/l	1.85 ± 0.0828	1.861 ± 0.19	0.122	101	0.04
Zinc	µg/l	203 ± 4.21	199 ± 20	18.3	98.1	-0.10

Sample: M155BHG

Parameter	Unit	Assigned value ± U (k=2)	Result ± U	Criterion	Recovery [%]	En-Score
Mercury	µg/l	1.71 ± 0.0977	1.458 ± 0.15	0.239	85.3	-0.80



Sample: M155A

Parameter	Unit	Assigned value ± U (k=2)	Result ± U	Criterion	Recovery [%]	z-Score
Aluminium	µg/l	24.5 ± 1.33	22.7 ± 0.9	3.68	92.6	-0.49
Arsenic	µg/l	2.7 ± 0.0863	2.65 ± 0.15	0.351	98.2	-0.14
Cadmium	µg/l	0.638 ± 0.025	0.608 ± 0.023	0.0638	95.2	-0.47
Chromium	µg/l	1.6 ± 0.0595	1.46 ± 0.04	0.136	91.2	-1.04
Copper	µg/l	14.5 ± 0.429	13.6 ± 0.3	1.31	93.8	-0.69
Iron	µg/l	64.9 ± 2.33	62.6 ± 1.3	11.7	96.4	-0.20
Lead	µg/l	1.13 ± 0.0519	1.07 ± 0.01	0.169	94.8	-0.34
Manganese	µg/l	10.9 ± 0.296	10.7 ± 0.2	0.786	98	-0.28
Nickel	µg/l	5.13 ± 0.195	4.61 ± 0.16	0.616	89.8	-0.85
Selenium	µg/l	4.01 ± 0.0697	3.94 ± 0.31	0.481	98.2	-0.15
Uranium	µg/l	1.13 ± 0.0424	1.12 ± 0.02	0.0747	99	-0.15
Zinc	µg/l	294 ± 10.7	275 ± 2	26.5	93.4	-0.73

Sample: M155AHG

Parameter	Unit	Assigned value ± U (k=2)	Result ± U	Criterion	Recovery [%]	z-Score
Mercury	µg/l	1.18 ± 0.0572	0.98 ± 0.03	0.165	83	-1.22

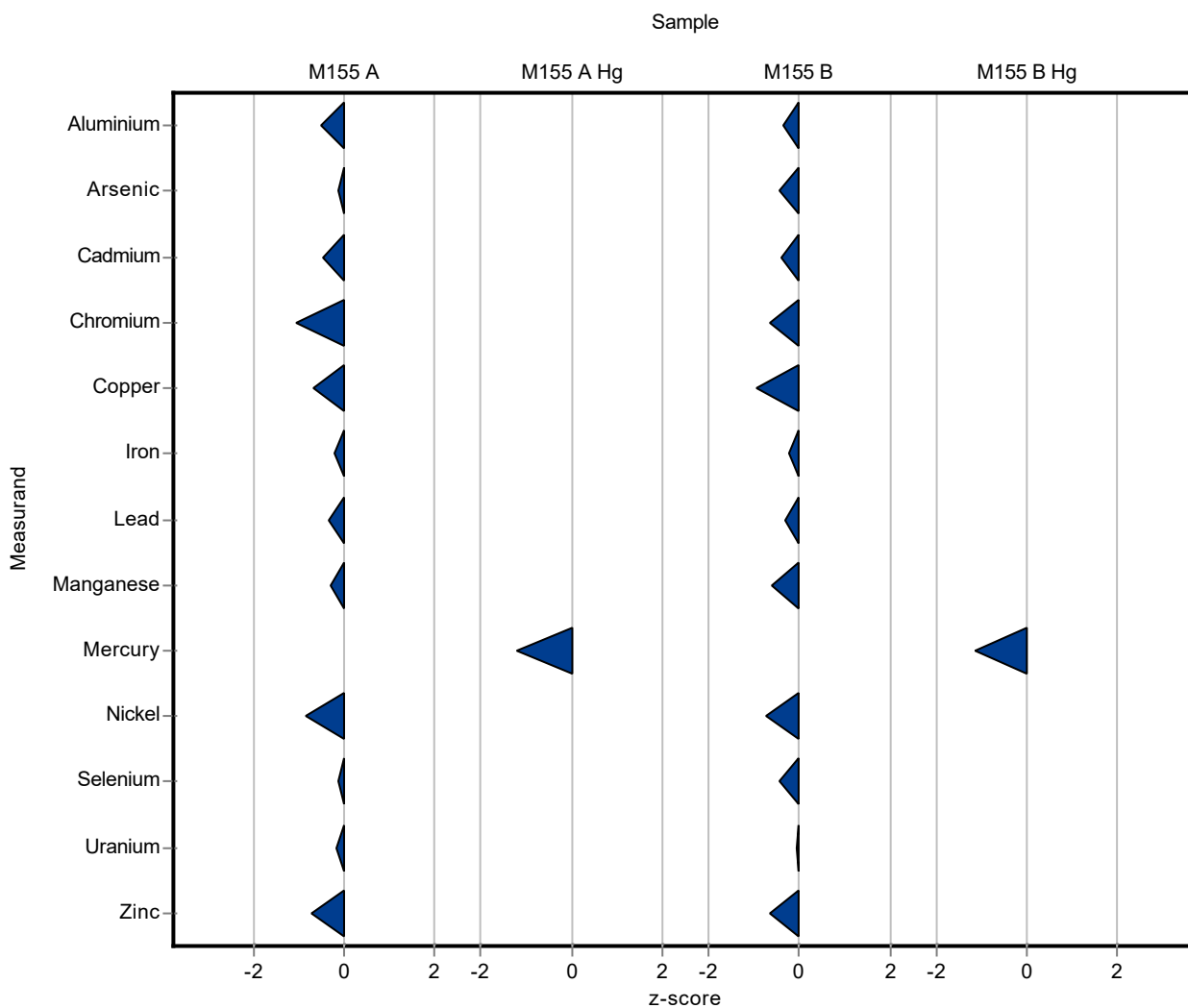
Sample: M155B

Parameter	Unit	Assigned value ± U (k=2)	Result ± U	Criterion	Recovery [%]	z-Score
Aluminium	µg/l	159 ± 4.27	150 ± 3	23.8	94.5	-0.37
Arsenic	µg/l	6.55 ± 0.206	6.2 ± 0.23	0.852	94.6	-0.41
Cadmium	µg/l	3.08 ± 0.0774	2.95 ± 0.11	0.308	95.9	-0.41
Chromium	µg/l	2.65 ± 0.0932	2.5 ± 0.05	0.225	94.4	-0.66
Copper	µg/l	57.9 ± 1.44	53.1 ± 0.9	5.22	91.6	-0.93
Iron	µg/l	106 ± 2.79	102 ± 1	19.1	95.9	-0.23
Lead	µg/l	1.65 ± 0.0829	1.58 ± 0.03	0.248	95.7	-0.29
Manganese	µg/l	26.4 ± 0.557	25.3 ± 0.6	1.9	95.8	-0.59
Nickel	µg/l	19.4 ± 0.448	17.7 ± 0.6	2.32	91.4	-0.72
Selenium	µg/l	6.58 ± 0.175	6.24 ± 0.25	0.789	94.9	-0.43

Parameter	Unit	Assigned value ± U (k=2)	Result ± U	Criterion	Recovery [%]	z-Score
Uranium	µg/l	1.85 ± 0.0828	1.84 ± 0.05	0.122	99.7	-0.05
Zinc	µg/l	203 ± 4.21	191 ± 3	18.3	94.1	-0.65

Sample: M155BHG

Parameter	Unit	Assigned value ± U (k=2)	Result ± U	Criterion	Recovery [%]	z-Score
Mercury	µg/l	1.71 ± 0.0977	1.44 ± 0.05	0.239	84.2	-1.13



Sample: M155A

Parameter	Unit	Assigned value ± U (k=2)	Result ± U	Criterion	Recovery [%]	En-Score
Aluminium	µg/l	24.5 ± 1.33	22.7 ± 0.9	3.68	92.6	-0.81
Arsenic	µg/l	2.7 ± 0.0863	2.65 ± 0.15	0.351	98.2	-0.15
Cadmium	µg/l	0.638 ± 0.025	0.608 ± 0.023	0.0638	95.2	-0.58
Chromium	µg/l	1.6 ± 0.0595	1.46 ± 0.04	0.136	91.2	-1.42
Copper	µg/l	14.5 ± 0.429	13.6 ± 0.3	1.31	93.8	-1.23
Iron	µg/l	64.9 ± 2.33	62.6 ± 1.3	11.7	96.4	-0.66
Lead	µg/l	1.13 ± 0.0519	1.07 ± 0.01	0.169	94.8	-1.05
Manganese	µg/l	10.9 ± 0.296	10.7 ± 0.2	0.786	98	-0.44
Nickel	µg/l	5.13 ± 0.195	4.61 ± 0.16	0.616	89.8	-1.39
Selenium	µg/l	4.01 ± 0.0697	3.94 ± 0.31	0.481	98.2	-0.11
Uranium	µg/l	1.13 ± 0.0424	1.12 ± 0.02	0.0747	99	-0.20
Zinc	µg/l	294 ± 10.7	275 ± 2	26.5	93.4	-1.70

Sample: M155AHG

Parameter	Unit	Assigned value ± U (k=2)	Result ± U	Criterion	Recovery [%]	En-Score
Mercury	µg/l	1.18 ± 0.0572	0.98 ± 0.03	0.165	83	-2.43

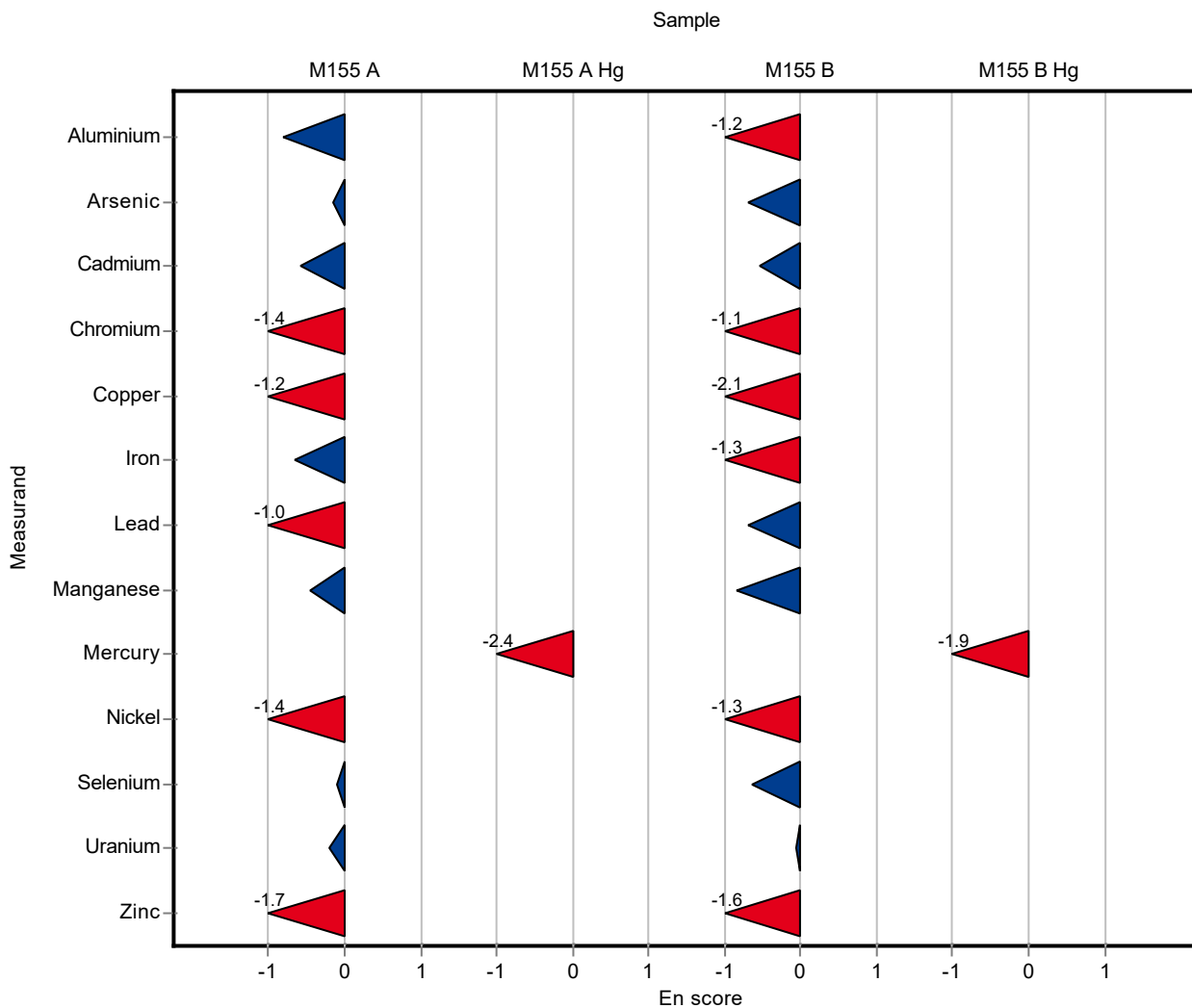
Sample: M155B

Parameter	Unit	Assigned value ± U (k=2)	Result ± U	Criterion	Recovery [%]	En-Score
Aluminium	µg/l	159 ± 4.27	150 ± 3	23.8	94.5	-1.19
Arsenic	µg/l	6.55 ± 0.206	6.2 ± 0.23	0.852	94.6	-0.70
Cadmium	µg/l	3.08 ± 0.0774	2.95 ± 0.11	0.308	95.9	-0.54
Chromium	µg/l	2.65 ± 0.0932	2.5 ± 0.05	0.225	94.4	-1.09
Copper	µg/l	57.9 ± 1.44	53.1 ± 0.9	5.22	91.6	-2.10
Iron	µg/l	106 ± 2.79	102 ± 1	19.1	95.9	-1.28
Lead	µg/l	1.65 ± 0.0829	1.58 ± 0.03	0.248	95.7	-0.70
Manganese	µg/l	26.4 ± 0.557	25.3 ± 0.6	1.9	95.8	-0.84
Nickel	µg/l	19.4 ± 0.448	17.7 ± 0.6	2.32	91.4	-1.30
Selenium	µg/l	6.58 ± 0.175	6.24 ± 0.25	0.789	94.9	-0.64

Parameter	Unit	Assigned value ± U (k=2)	Result ± U	Criterion Recovery [%]	En-Score
Uranium	µg/l	1.85 ± 0.0828	1.84 ± 0.05	0.122	99.7 -0.05
Zinc	µg/l	203 ± 4.21	191 ± 3	18.3	94.1 -1.63

Sample: M155BHG

Parameter	Unit	Assigned value ± U (k=2)	Result ± U	Criterion Recovery [%]	En-Score
Mercury	µg/l	1.71 ± 0.0977	1.44 ± 0.05	0.239	84.2 -1.93



Sample: M155A

Parameter	Unit	Assigned value ± U (k=2)	Result ± U	Criterion	Recovery [%]	z-Score
Aluminium	µg/l	24.5 ± 1.33	23 ± 1.15	3.68	93.8	-0.41
Arsenic	µg/l	2.7 ± 0.0863	2.75 ± 0.17	0.351	102	0.15
Cadmium	µg/l	0.638 ± 0.025	0.622 ± 0.025	0.0638	97.4	-0.26
Chromium	µg/l	1.6 ± 0.0595	1.66 ± 0.15	0.136	104	0.43
Copper	µg/l	14.5 ± 0.429	13.6 ± 0.82	1.31	93.8	-0.69
Iron	µg/l	64.9 ± 2.33	70.4 ± 3.5	11.7	108	0.47
Lead	µg/l	1.13 ± 0.0519	0.982 ± 0.088	0.169	87	-0.86
Manganese	µg/l	10.9 ± 0.296	10.6 ± 0.64	0.786	97.1	-0.41
Nickel	µg/l	5.13 ± 0.195	4.7 ± 0.24	0.616	91.6	-0.70
Selenium	µg/l	4.01 ± 0.0697	3.77 ± 0.41	0.481	94	-0.50
Uranium	µg/l	1.13 ± 0.0424	0.968 ± 0.048	0.0747	85.5	-2.19
Zinc	µg/l	294 ± 10.7	256 ± 13	26.5	87	-1.45

Sample: M155AHG

Parameter	Unit	Assigned value ± U (k=2)	Result ± U	Criterion	Recovery [%]	z-Score
Mercury	µg/l	1.18 ± 0.0572	1.23 ± 0.15	0.165	104	0.29

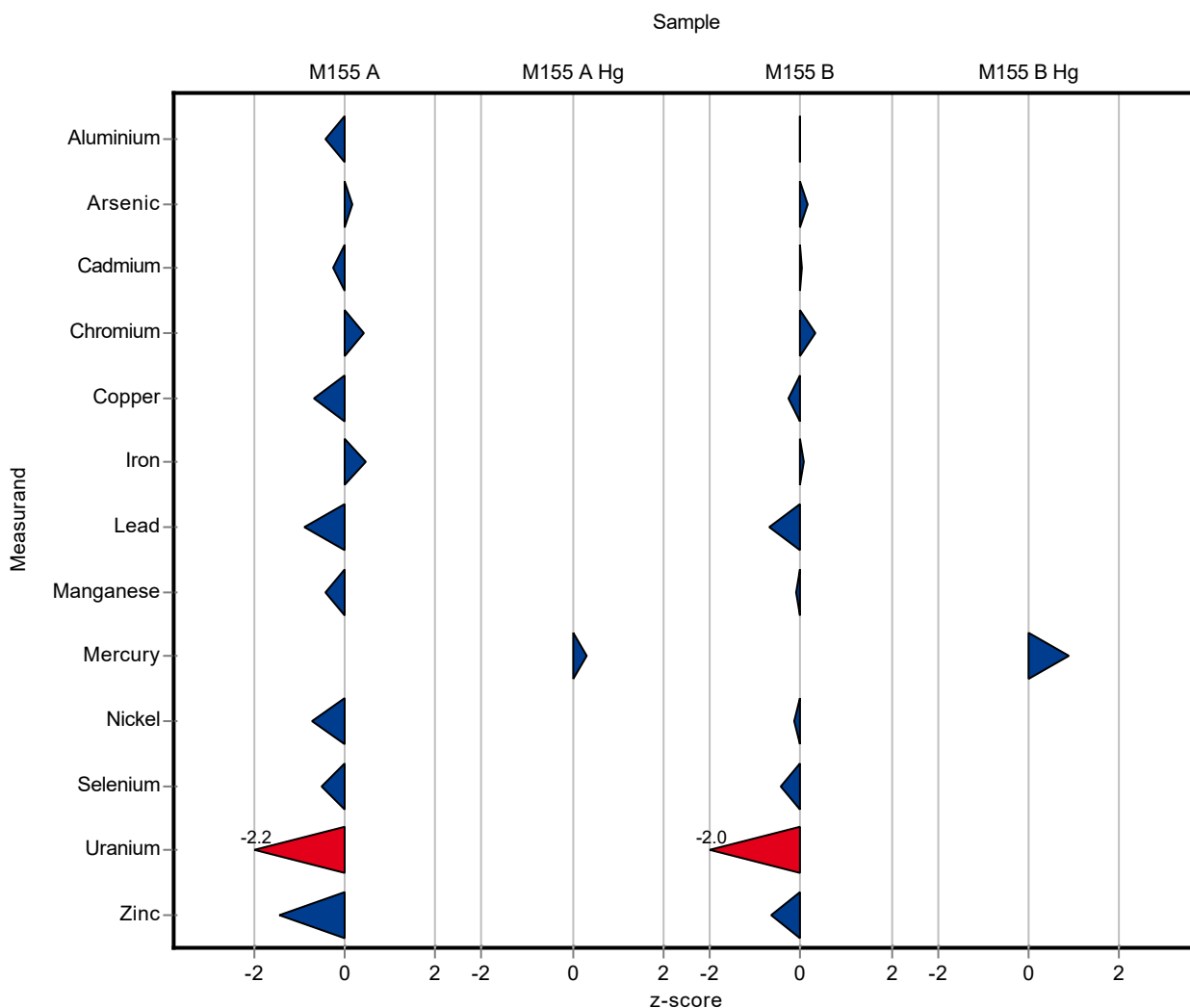
Sample: M155B

Parameter	Unit	Assigned value ± U (k=2)	Result ± U	Criterion	Recovery [%]	z-Score
Aluminium	µg/l	159 ± 4.27	158 ± 7.9	23.8	99.5	-0.03
Arsenic	µg/l	6.55 ± 0.206	6.67 ± 0.4	0.852	102	0.14
Cadmium	µg/l	3.08 ± 0.0774	3.09 ± 0.12	0.308	100	0.04
Chromium	µg/l	2.65 ± 0.0932	2.72 ± 0.24	0.225	103	0.32
Copper	µg/l	57.9 ± 1.44	56.5 ± 3.4	5.22	97.5	-0.28
Iron	µg/l	106 ± 2.79	108 ± 5.4	19.1	102	0.08
Lead	µg/l	1.65 ± 0.0829	1.48 ± 0.13	0.248	89.6	-0.69
Manganese	µg/l	26.4 ± 0.557	26.2 ± 1.6	1.9	99.2	-0.12
Nickel	µg/l	19.4 ± 0.448	19 ± 0.95	2.32	98.1	-0.16
Selenium	µg/l	6.58 ± 0.175	6.24 ± 0.69	0.789	94.9	-0.43

Parameter	Unit	Assigned value ± U (k=2)	Result ± U	Criterion	Recovery [%]	z-Score
Uranium	µg/l	1.85 ± 0.0828	1.6 ± 0.08	0.122	86.7	-2.02
Zinc	µg/l	203 ± 4.21	191 ± 9.6	18.3	94.1	-0.65

Sample: M155BHG

Parameter	Unit	Assigned value ± U (k=2)	Result ± U	Criterion	Recovery [%]	z-Score
Mercury	µg/l	1.71 ± 0.0977	1.92 ± 0.23	0.239	112	0.88



Sample: M155A

Parameter	Unit	Assigned value ± U (k=2)	Result ± U	Criterion	Recovery [%]	En-Score
Aluminium	µg/l	24.5 ± 1.33	23 ± 1.15	3.68	93.8	-0.57
Arsenic	µg/l	2.7 ± 0.0863	2.75 ± 0.17	0.351	102	0.15
Cadmium	µg/l	0.638 ± 0.025	0.622 ± 0.025	0.0638	97.4	-0.29
Chromium	µg/l	1.6 ± 0.0595	1.66 ± 0.15	0.136	104	0.19
Copper	µg/l	14.5 ± 0.429	13.6 ± 0.82	1.31	93.8	-0.54
Iron	µg/l	64.9 ± 2.33	70.4 ± 3.5	11.7	108	0.74
Lead	µg/l	1.13 ± 0.0519	0.982 ± 0.088	0.169	87	-0.80
Manganese	µg/l	10.9 ± 0.296	10.6 ± 0.64	0.786	97.1	-0.24
Nickel	µg/l	5.13 ± 0.195	4.7 ± 0.24	0.616	91.6	-0.83
Selenium	µg/l	4.01 ± 0.0697	3.77 ± 0.41	0.481	94	-0.29
Uranium	µg/l	1.13 ± 0.0424	0.968 ± 0.048	0.0747	85.5	-1.56
Zinc	µg/l	294 ± 10.7	256 ± 13	26.5	87	-1.37

Sample: M155AHG

Parameter	Unit	Assigned value ± U (k=2)	Result ± U	Criterion	Recovery [%]	En-Score
Mercury	µg/l	1.18 ± 0.0572	1.23 ± 0.15	0.165	104	0.16

Sample: M155B

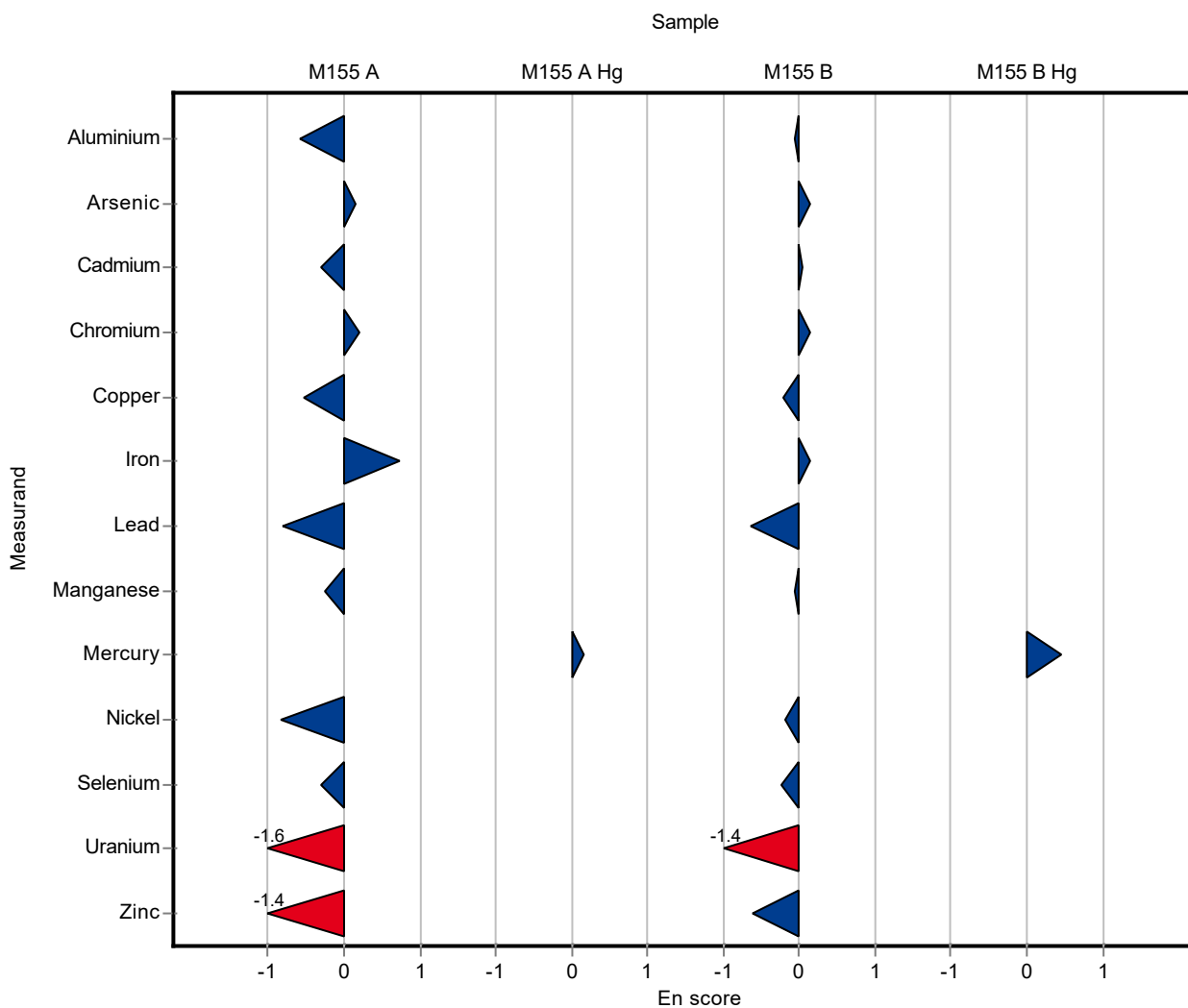
Parameter	Unit	Assigned value ± U (k=2)	Result ± U	Criterion	Recovery [%]	En-Score
Aluminium	µg/l	159 ± 4.27	158 ± 7.9	23.8	99.5	-0.05
Arsenic	µg/l	6.55 ± 0.206	6.67 ± 0.4	0.852	102	0.14
Cadmium	µg/l	3.08 ± 0.0774	3.09 ± 0.12	0.308	100	0.05
Chromium	µg/l	2.65 ± 0.0932	2.72 ± 0.24	0.225	103	0.15
Copper	µg/l	57.9 ± 1.44	56.5 ± 3.4	5.22	97.5	-0.21
Iron	µg/l	106 ± 2.79	108 ± 5.4	19.1	102	0.14
Lead	µg/l	1.65 ± 0.0829	1.48 ± 0.13	0.248	89.6	-0.63
Manganese	µg/l	26.4 ± 0.557	26.2 ± 1.6	1.9	99.2	-0.07
Nickel	µg/l	19.4 ± 0.448	19 ± 0.95	2.32	98.1	-0.19
Selenium	µg/l	6.58 ± 0.175	6.24 ± 0.69	0.789	94.9	-0.24



Parameter	Unit	Assigned value ± U (k=2)	Result ± U	Criterion	Recovery [%]	En-Score
Uranium	µg/l	1.85 ± 0.0828	1.6 ± 0.08	0.122	86.7	-1.37
Zinc	µg/l	203 ± 4.21	191 ± 9.6	18.3	94.1	-0.61

Sample: M155BHG

Parameter	Unit	Assigned value ± U (k=2)	Result ± U	Criterion	Recovery [%]	En-Score
Mercury	µg/l	1.71 ± 0.0977	1.92 ± 0.23	0.239	112	0.45



Sample: M155A

Parameter	Unit	Assigned value ± U (k=2)	Result ± U	Criterion	Recovery [%]	z-Score
Aluminium	µg/l	24.5 ± 1.33	27.6 ± 6.9	3.68	113	0.84
Arsenic	µg/l	2.7 ± 0.0863	- ± -	0.351	-	-
Cadmium	µg/l	0.638 ± 0.025	- ± -	0.0638	-	-
Chromium	µg/l	1.6 ± 0.0595	- ± -	0.136	-	-
Copper	µg/l	14.5 ± 0.429	- ± -	1.31	-	-
Iron	µg/l	64.9 ± 2.33	57.5 ± 6.9	11.7	88.6	-0.63
Lead	µg/l	1.13 ± 0.0519	- ± -	0.169	-	-
Manganese	µg/l	10.9 ± 0.296	<10 (LOQ) ± -	0.786	-	-
Nickel	µg/l	5.13 ± 0.195	- ± -	0.616	-	-
Selenium	µg/l	4.01 ± 0.0697	- ± -	0.481	-	-
Uranium	µg/l	1.13 ± 0.0424	- ± -	0.0747	-	-
Zinc	µg/l	294 ± 10.7	- ± -	26.5	-	-

Sample: M155AHG

Parameter	Unit	Assigned value ± U (k=2)	Result ± U	Criterion	Recovery [%]	z-Score
Mercury	µg/l	1.18 ± 0.0572	- ± -	0.165	-	-

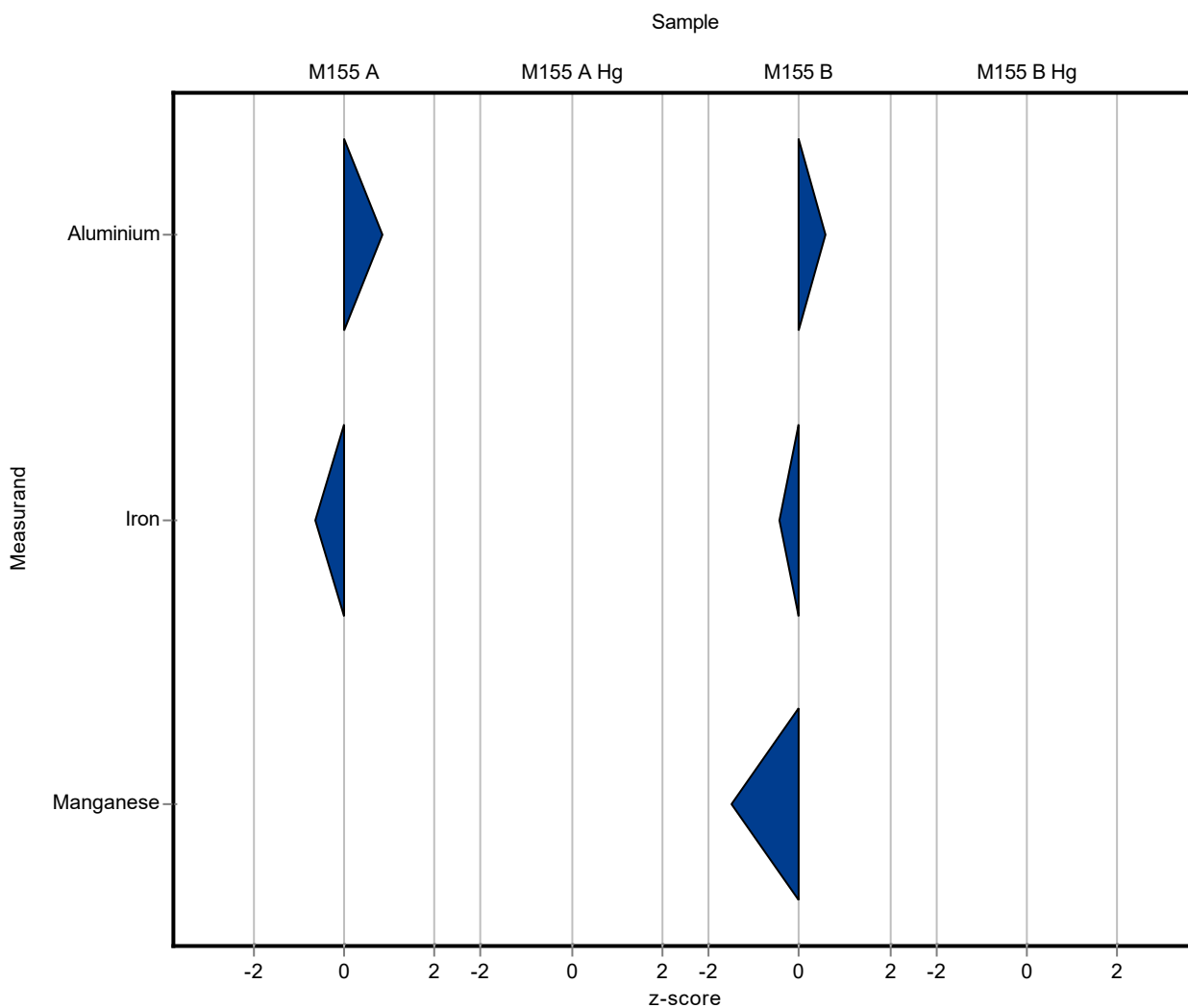
Sample: M155B

Parameter	Unit	Assigned value ± U (k=2)	Result ± U	Criterion	Recovery [%]	z-Score
Aluminium	µg/l	159 ± 4.27	172.4 ± 43.1	23.8	109	0.57
Arsenic	µg/l	6.55 ± 0.206	- ± -	0.852	-	-
Cadmium	µg/l	3.08 ± 0.0774	- ± -	0.308	-	-
Chromium	µg/l	2.65 ± 0.0932	- ± -	0.225	-	-
Copper	µg/l	57.9 ± 1.44	- ± -	5.22	-	-
Iron	µg/l	106 ± 2.79	98.1 ± 11.8	19.1	92.2	-0.43
Lead	µg/l	1.65 ± 0.0829	- ± -	0.248	-	-
Manganese	µg/l	26.4 ± 0.557	23.6 ± 3.7	1.9	89.3	-1.48
Nickel	µg/l	19.4 ± 0.448	- ± -	2.32	-	-
Selenium	µg/l	6.58 ± 0.175	- ± -	0.789	-	-

Parameter	Unit	Assigned value ± U (k=2)	Result ± U	Criterion	Recovery [%]	z-Score
Uranium	µg/l	1.85 ± 0.0828	- ± -	0.122	-	-
Zinc	µg/l	203 ± 4.21	- ± -	18.3	-	-

Sample: M155BHG

Parameter	Unit	Assigned value ± U (k=2)	Result ± U	Criterion	Recovery [%]	z-Score
Mercury	µg/l	1.71 ± 0.0977	- ± -	0.239	-	-



Sample: M155A

Parameter	Unit	Assigned value ± U (k=2)	Result ± U	Criterion	Recovery [%]	En-Score
Aluminium	µg/l	24.5 ± 1.33	27.6 ± 6.9	3.68	113	0.22
Arsenic	µg/l	2.7 ± 0.0863	- ± -	0.351	-	-
Cadmium	µg/l	0.638 ± 0.025	- ± -	0.0638	-	-
Chromium	µg/l	1.6 ± 0.0595	- ± -	0.136	-	-
Copper	µg/l	14.5 ± 0.429	- ± -	1.31	-	-
Iron	µg/l	64.9 ± 2.33	57.5 ± 6.9	11.7	88.6	-0.53
Lead	µg/l	1.13 ± 0.0519	- ± -	0.169	-	-
Manganese	µg/l	10.9 ± 0.296	<10 (LOQ) ± -	0.786	-	-
Nickel	µg/l	5.13 ± 0.195	- ± -	0.616	-	-
Selenium	µg/l	4.01 ± 0.0697	- ± -	0.481	-	-
Uranium	µg/l	1.13 ± 0.0424	- ± -	0.0747	-	-
Zinc	µg/l	294 ± 10.7	- ± -	26.5	-	-

Sample: M155AHG

Parameter	Unit	Assigned value ± U (k=2)	Result ± U	Criterion	Recovery [%]	En-Score
Mercury	µg/l	1.18 ± 0.0572	- ± -	0.165	-	-

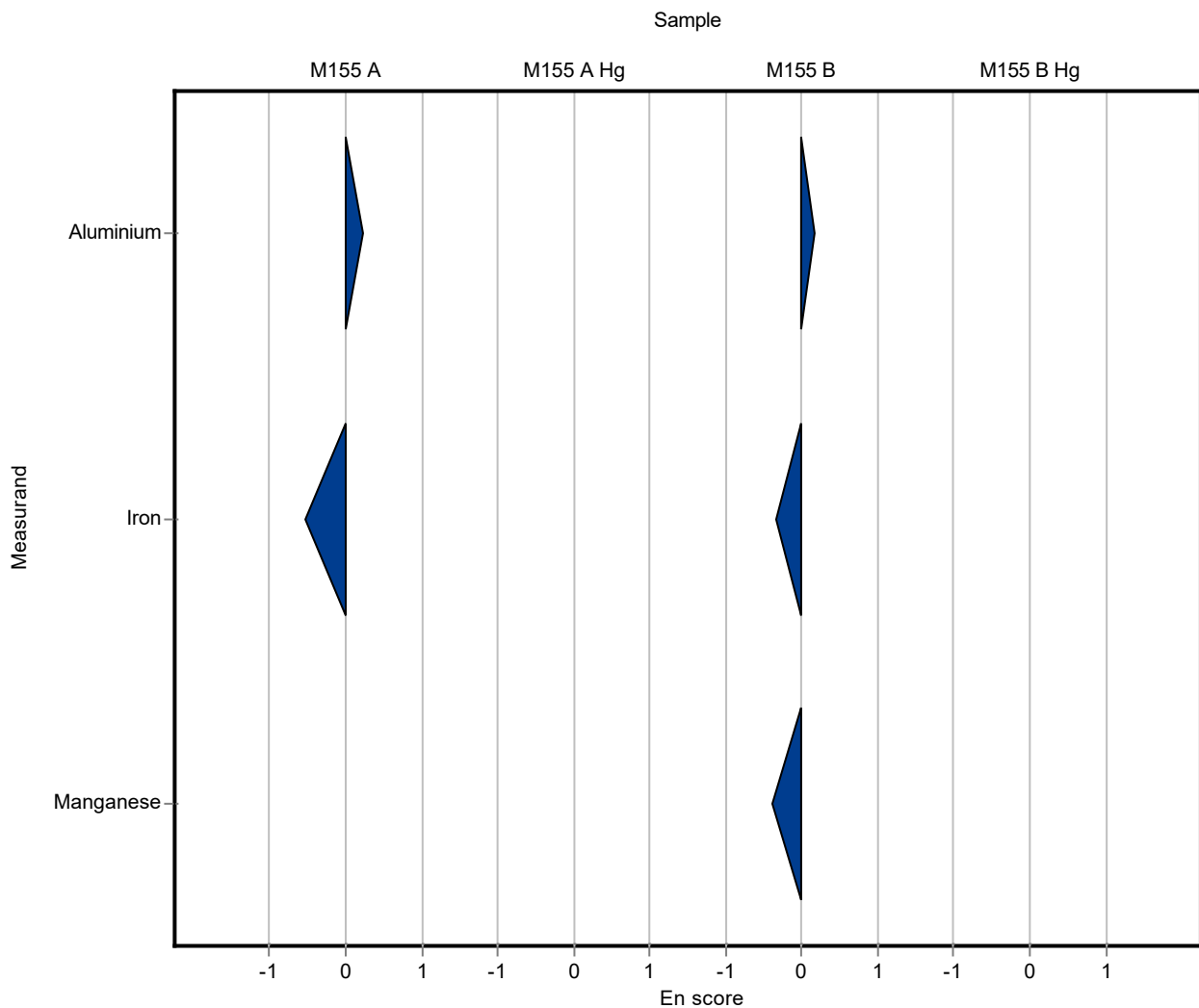
Sample: M155B

Parameter	Unit	Assigned value ± U (k=2)	Result ± U	Criterion	Recovery [%]	En-Score
Aluminium	µg/l	159 ± 4.27	172.4 ± 43.1	23.8	109	0.16
Arsenic	µg/l	6.55 ± 0.206	- ± -	0.852	-	-
Cadmium	µg/l	3.08 ± 0.0774	- ± -	0.308	-	-
Chromium	µg/l	2.65 ± 0.0932	- ± -	0.225	-	-
Copper	µg/l	57.9 ± 1.44	- ± -	5.22	-	-
Iron	µg/l	106 ± 2.79	98.1 ± 11.8	19.1	92.2	-0.35
Lead	µg/l	1.65 ± 0.0829	- ± -	0.248	-	-
Manganese	µg/l	26.4 ± 0.557	23.6 ± 3.7	1.9	89.3	-0.38
Nickel	µg/l	19.4 ± 0.448	- ± -	2.32	-	-
Selenium	µg/l	6.58 ± 0.175	- ± -	0.789	-	-

Parameter	Unit	Assigned value ± U (k=2)	Result ± U	Criterion	Recovery [%]	En-Score
Uranium	µg/l	1.85 ± 0.0828	- ± -	0.122	-	-
Zinc	µg/l	203 ± 4.21	- ± -	18.3	-	-

Sample: M155BHG

Parameter	Unit	Assigned value ± U (k=2)	Result ± U	Criterion	Recovery [%]	En-Score
Mercury	µg/l	1.71 ± 0.0977	- ± -	0.239	-	-



Sample: M155A

Parameter	Unit	Assigned value ± U (k=2)	Result ± U	Criterion	Recovery [%]	z-Score
Aluminium	µg/l	24.5 ± 1.33	20 ± 2	3.68	81.6	-1.23
Arsenic	µg/l	2.7 ± 0.0863	- ± -	0.351	-	-
Cadmium	µg/l	0.638 ± 0.025	<0.5 (LOQ) ± -	0.0638	-	-
Chromium	µg/l	1.6 ± 0.0595	<5 (LOQ) ± -	0.136	-	-
Copper	µg/l	14.5 ± 0.429	<150 (LOQ) ± -	1.31	-	-
Iron	µg/l	64.9 ± 2.33	61 ± 10	11.7	94	-0.34
Lead	µg/l	1.13 ± 0.0519	<6 (LOQ) ± -	0.169	-	-
Manganese	µg/l	10.9 ± 0.296	10.5 ± 1.47	0.786	96.1	-0.54
Nickel	µg/l	5.13 ± 0.195	5.4 ± 0.8	0.616	105	0.44
Selenium	µg/l	4.01 ± 0.0697	- ± -	0.481	-	-
Uranium	µg/l	1.13 ± 0.0424	- ± -	0.0747	-	-
Zinc	µg/l	294 ± 10.7	<500 (LOQ) ± -	26.5	-	-

Sample: M155AHG

Parameter	Unit	Assigned value ± U (k=2)	Result ± U	Criterion	Recovery [%]	z-Score
Mercury	µg/l	1.18 ± 0.0572	- ± -	0.165	-	-

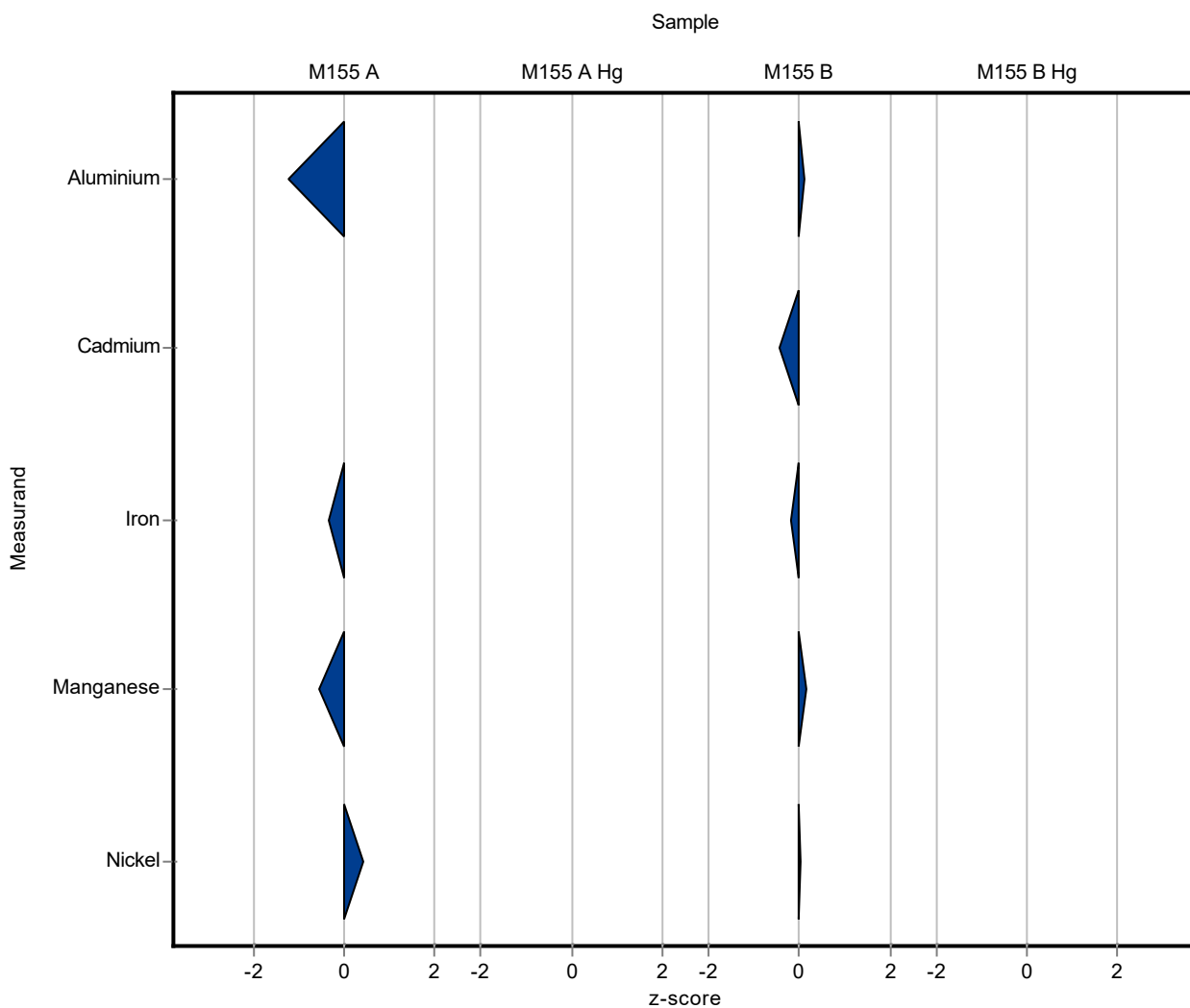
Sample: M155B

Parameter	Unit	Assigned value ± U (k=2)	Result ± U	Criterion	Recovery [%]	z-Score
Aluminium	µg/l	159 ± 4.27	161 ± 16	23.8	101	0.09
Arsenic	µg/l	6.55 ± 0.206	- ± -	0.852	-	-
Cadmium	µg/l	3.08 ± 0.0774	2.94 ± 0.323	0.308	95.6	-0.44
Chromium	µg/l	2.65 ± 0.0932	<5 (LOQ) ± -	0.225	-	-
Copper	µg/l	57.9 ± 1.44	<150 (LOQ) ± -	5.22	-	-
Iron	µg/l	106 ± 2.79	103 ± 16.5	19.1	96.8	-0.18
Lead	µg/l	1.65 ± 0.0829	<6 (LOQ) ± -	0.248	-	-
Manganese	µg/l	26.4 ± 0.557	26.7 ± 3.74	1.9	101	0.15
Nickel	µg/l	19.4 ± 0.448	19.4 ± 2.7	2.32	100	0.01
Selenium	µg/l	6.58 ± 0.175	- ± -	0.789	-	-

Parameter	Unit	Assigned value ± U (k=2)	Result ± U	Criterion	Recovery [%]	z-Score
Uranium	µg/l	1.85 ± 0.0828	- ± -	0.122	-	-
Zinc	µg/l	203 ± 4.21	<500 (LOQ) ± -	18.3	-	-

Sample: M155BHG

Parameter	Unit	Assigned value ± U (k=2)	Result ± U	Criterion	Recovery [%]	z-Score
Mercury	µg/l	1.71 ± 0.0977	- ± -	0.239	-	-



Sample: M155A

Parameter	Unit	Assigned value ± U (k=2)	Result ± U	Criterion	Recovery [%]	En-Score
Aluminium	µg/l	24.5 ± 1.33	20 ± 2	3.68	81.6	-1.07
Arsenic	µg/l	2.7 ± 0.0863	- ± -	0.351	-	-
Cadmium	µg/l	0.638 ± 0.025	<0.5 (LOQ) ± -	0.0638	-	-
Chromium	µg/l	1.6 ± 0.0595	<5 (LOQ) ± -	0.136	-	-
Copper	µg/l	14.5 ± 0.429	<150 (LOQ) ± -	1.31	-	-
Iron	µg/l	64.9 ± 2.33	61 ± 10	11.7	94	-0.19
Lead	µg/l	1.13 ± 0.0519	<6 (LOQ) ± -	0.169	-	-
Manganese	µg/l	10.9 ± 0.296	10.5 ± 1.47	0.786	96.1	-0.14
Nickel	µg/l	5.13 ± 0.195	5.4 ± 0.8	0.616	105	0.17
Selenium	µg/l	4.01 ± 0.0697	- ± -	0.481	-	-
Uranium	µg/l	1.13 ± 0.0424	- ± -	0.0747	-	-
Zinc	µg/l	294 ± 10.7	<500 (LOQ) ± -	26.5	-	-

Sample: M155AHG

Parameter	Unit	Assigned value ± U (k=2)	Result ± U	Criterion	Recovery [%]	En-Score
Mercury	µg/l	1.18 ± 0.0572	- ± -	0.165	-	-

Sample: M155B

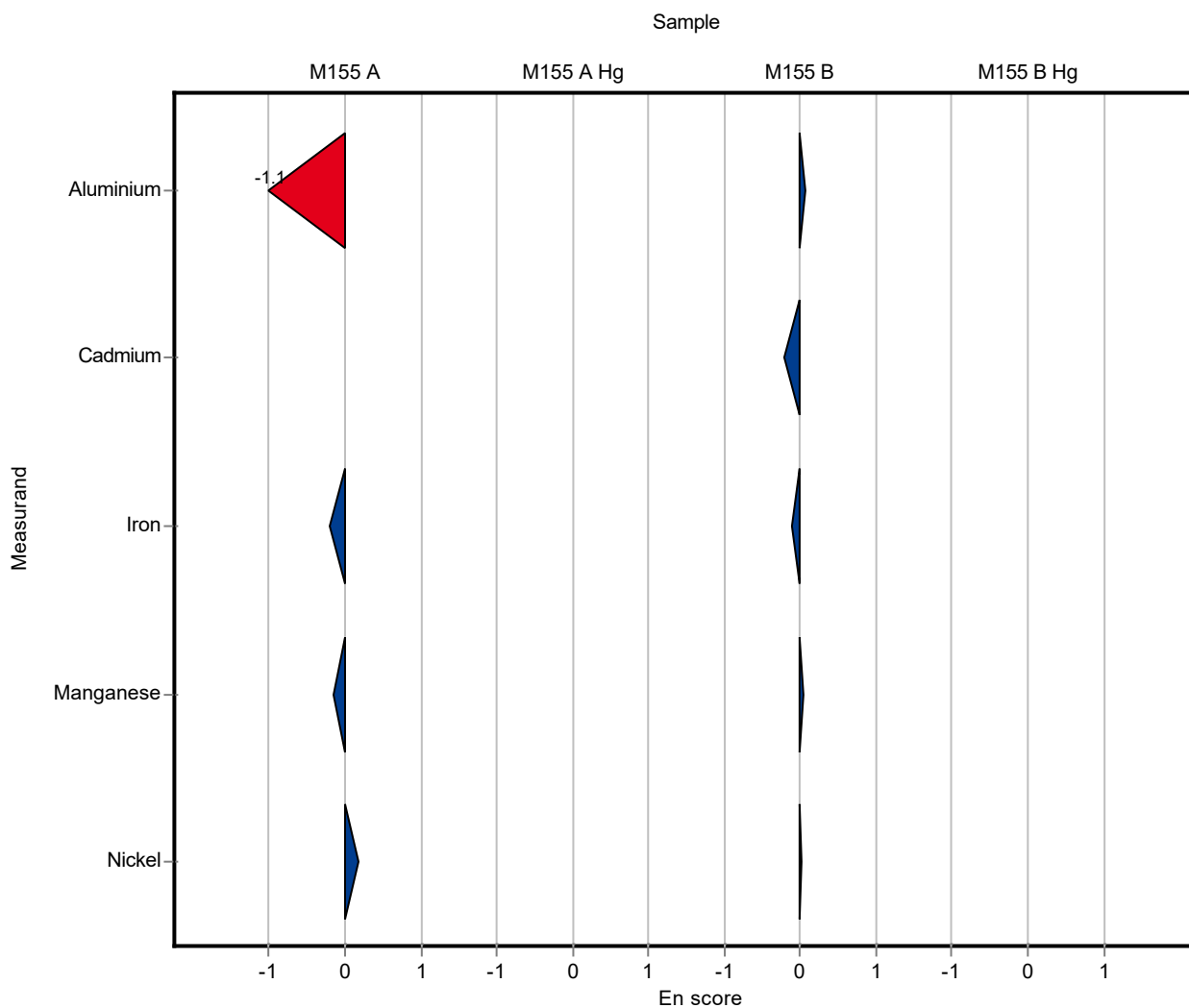
Parameter	Unit	Assigned value ± U (k=2)	Result ± U	Criterion	Recovery [%]	En-Score
Aluminium	µg/l	159 ± 4.27	161 ± 16	23.8	101	0.07
Arsenic	µg/l	6.55 ± 0.206	- ± -	0.852	-	-
Cadmium	µg/l	3.08 ± 0.0774	2.94 ± 0.323	0.308	95.6	-0.21
Chromium	µg/l	2.65 ± 0.0932	<5 (LOQ) ± -	0.225	-	-
Copper	µg/l	57.9 ± 1.44	<150 (LOQ) ± -	5.22	-	-
Iron	µg/l	106 ± 2.79	103 ± 16.5	19.1	96.8	-0.10
Lead	µg/l	1.65 ± 0.0829	<6 (LOQ) ± -	0.248	-	-
Manganese	µg/l	26.4 ± 0.557	26.7 ± 3.74	1.9	101	0.04
Nickel	µg/l	19.4 ± 0.448	19.4 ± 2.7	2.32	100	0.01
Selenium	µg/l	6.58 ± 0.175	- ± -	0.789	-	-



Parameter	Unit	Assigned value ± U (k=2)	Result ± U	Criterion	Recovery [%]	En-Score
Uranium	µg/l	1.85 ± 0.0828	- ± -	0.122	-	-
Zinc	µg/l	203 ± 4.21	<500 (LOQ) ± -	18.3	-	-

Sample: M155BHG

Parameter	Unit	Assigned value ± U (k=2)	Result ± U	Criterion	Recovery [%]	En-Score
Mercury	µg/l	1.71 ± 0.0977	- ± -	0.239	-	-



Sample: M155A

Parameter	Unit	Assigned value ± U (k=2)	Result ± U	Criterion	Recovery [%]	z-Score
Aluminium	µg/l	24.5 ± 1.33	44.2 ± 1.33	3.68	180	5.35
Arsenic	µg/l	2.7 ± 0.0863	2.82 ± 0.05	0.351	105	0.35
Cadmium	µg/l	0.638 ± 0.025	0.46 ± 0.03	0.0638	72.1	-2.79
Chromium	µg/l	1.6 ± 0.0595	0.34 ± 0.01	0.136	21.2	-9.27
Copper	µg/l	14.5 ± 0.429	9.59 ± 0.1	1.31	66.1	-3.77
Iron	µg/l	64.9 ± 2.33	65.4 ± 1.51	11.7	101	0.04
Lead	µg/l	1.13 ± 0.0519	1.74 ± 0.08	0.169	154	3.62
Manganese	µg/l	10.9 ± 0.296	45.3 ± 0.2	0.786	415	43.70
Nickel	µg/l	5.13 ± 0.195	0.92 ± 0.02	0.616	17.9	-6.84
Selenium	µg/l	4.01 ± 0.0697	0.55 ± 0.01	0.481	13.7	-7.19
Uranium	µg/l	1.13 ± 0.0424	0.36 ± 0.01	0.0747	31.8	-10.30
Zinc	µg/l	294 ± 10.7	41 ± 0.5	26.5	13.9	-9.56

Sample: M155AHG

Parameter	Unit	Assigned value ± U (k=2)	Result ± U	Criterion	Recovery [%]	z-Score
Mercury	µg/l	1.18 ± 0.0572	<5 (LOQ) ± -	0.165	-	-

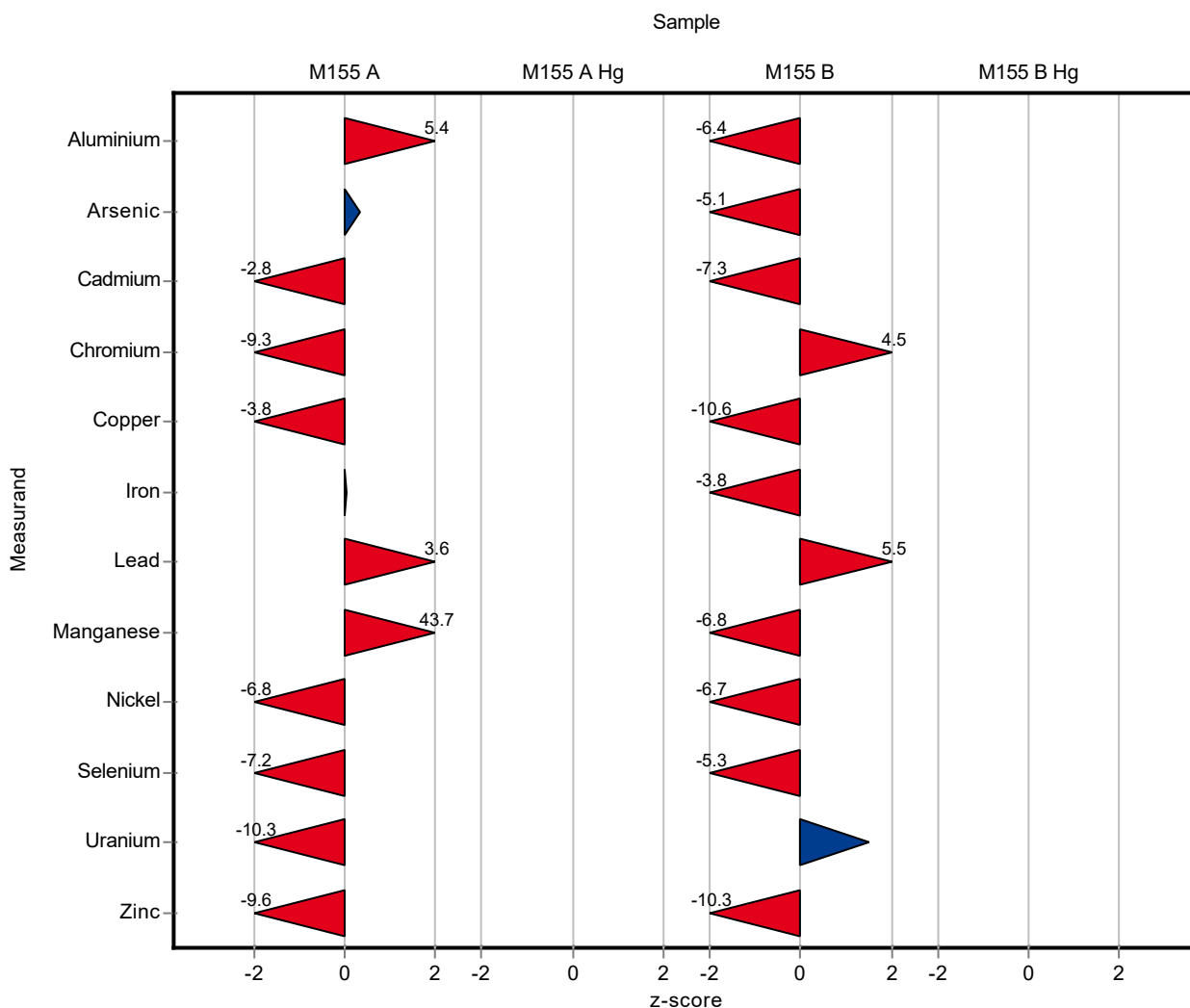
Sample: M155B

Parameter	Unit	Assigned value ± U (k=2)	Result ± U	Criterion	Recovery [%]	z-Score
Aluminium	µg/l	159 ± 4.27	6.87 ± 0.08	23.8	4.33	-6.38
Arsenic	µg/l	6.55 ± 0.206	2.18 ± 0.27	0.852	33.3	-5.13
Cadmium	µg/l	3.08 ± 0.0774	0.83 ± 0.04	0.308	27	-7.30
Chromium	µg/l	2.65 ± 0.0932	3.66 ± 0.07	0.225	138	4.49
Copper	µg/l	57.9 ± 1.44	2.53 ± 0.04	5.22	4.37	-10.60
Iron	µg/l	106 ± 2.79	34 ± 0.3	19.1	32	-3.78
Lead	µg/l	1.65 ± 0.0829	3.01 ± 0.01	0.248	182	5.48
Manganese	µg/l	26.4 ± 0.557	13.51 ± 0.07	1.9	51.1	-6.79
Nickel	µg/l	19.4 ± 0.448	3.7 ± 0.02	2.32	19.1	-6.74
Selenium	µg/l	6.58 ± 0.175	2.41 ± 0.08	0.789	36.6	-5.28

Parameter	Unit	Assigned value ± U (k=2)	Result ± U	Criterion	Recovery [%]	z-Score
Uranium	µg/l	1.85 ± 0.0828	2.03 ± 0.01	0.122	110	1.51
Zinc	µg/l	203 ± 4.21	15.17 ± 0.03	18.3	7.47	-10.30

Sample: M155BHG

Parameter	Unit	Assigned value ± U (k=2)	Result ± U	Criterion	Recovery [%]	z-Score
Mercury	µg/l	1.71 ± 0.0977	<5 (LOQ) ± -	0.239	-	-



Sample: M155A

Parameter	Unit	Assigned value ± U (k=2)	Result ± U	Criterion	Recovery [%]	En-Score
Aluminium	µg/l	24.5 ± 1.33	44.2 ± 1.33	3.68	180	6.62
Arsenic	µg/l	2.7 ± 0.0863	2.82 ± 0.05	0.351	105	0.92
Cadmium	µg/l	0.638 ± 0.025	0.46 ± 0.03	0.0638	72.1	-2.74
Chromium	µg/l	1.6 ± 0.0595	0.34 ± 0.01	0.136	21.2	-20.10
Copper	µg/l	14.5 ± 0.429	9.59 ± 0.1	1.31	66.1	-10.40
Iron	µg/l	64.9 ± 2.33	65.4 ± 1.51	11.7	101	0.13
Lead	µg/l	1.13 ± 0.0519	1.74 ± 0.08	0.169	154	3.64
Manganese	µg/l	10.9 ± 0.296	45.3 ± 0.2	0.786	415	69.10
Nickel	µg/l	5.13 ± 0.195	0.92 ± 0.02	0.616	17.9	-21.20
Selenium	µg/l	4.01 ± 0.0697	0.55 ± 0.01	0.481	13.7	-47.70
Uranium	µg/l	1.13 ± 0.0424	0.36 ± 0.01	0.0747	31.8	-16.50
Zinc	µg/l	294 ± 10.7	41 ± 0.5	26.5	13.9	-23.60

Sample: M155AHG

Parameter	Unit	Assigned value ± U (k=2)	Result ± U	Criterion	Recovery [%]	En-Score
Mercury	µg/l	1.18 ± 0.0572	<5 (LOQ) ± -	0.165	-	-

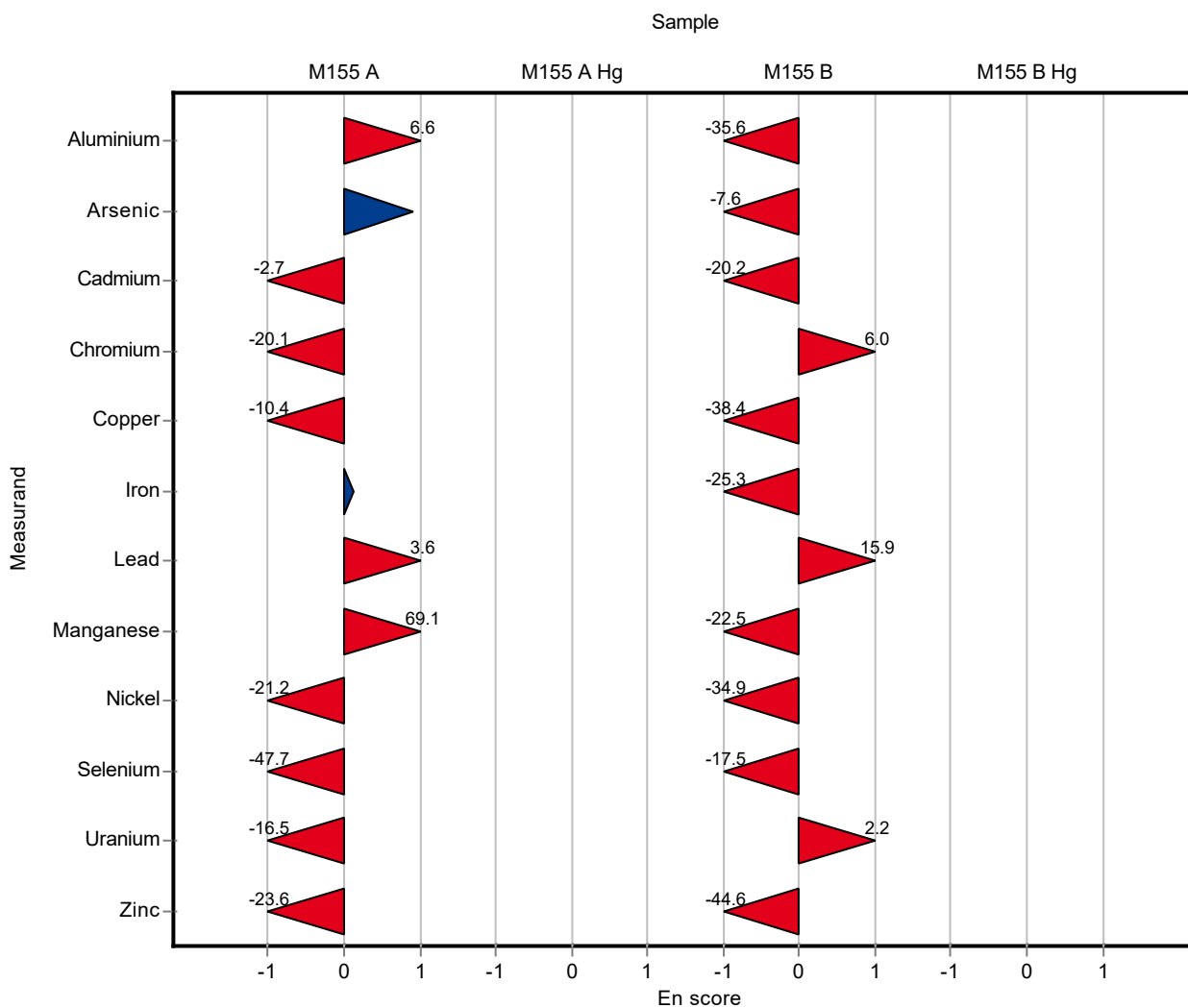
Sample: M155B

Parameter	Unit	Assigned value ± U (k=2)	Result ± U	Criterion	Recovery [%]	En-Score
Aluminium	µg/l	159 ± 4.27	6.87 ± 0.08	23.8	4.33	-35.60
Arsenic	µg/l	6.55 ± 0.206	2.18 ± 0.27	0.852	33.3	-7.57
Cadmium	µg/l	3.08 ± 0.0774	0.83 ± 0.04	0.308	27	-20.20
Chromium	µg/l	2.65 ± 0.0932	3.66 ± 0.07	0.225	138	6.01
Copper	µg/l	57.9 ± 1.44	2.53 ± 0.04	5.22	4.37	-38.40
Iron	µg/l	106 ± 2.79	34 ± 0.3	19.1	32	-25.30
Lead	µg/l	1.65 ± 0.0829	3.01 ± 0.01	0.248	182	15.90
Manganese	µg/l	26.4 ± 0.557	13.51 ± 0.07	1.9	51.1	-22.50
Nickel	µg/l	19.4 ± 0.448	3.7 ± 0.02	2.32	19.1	-34.90
Selenium	µg/l	6.58 ± 0.175	2.41 ± 0.08	0.789	36.6	-17.50

Parameter	Unit	Assigned value ± U (k=2)	Result ± U	Criterion	Recovery [%]	En-Score
Uranium	µg/l	1.85 ± 0.0828	2.03 ± 0.01	0.122	110	2.16
Zinc	µg/l	203 ± 4.21	15.17 ± 0.03	18.3	7.47	-44.60

Sample: M155BHG

Parameter	Unit	Assigned value ± U (k=2)	Result ± U	Criterion	Recovery [%]	En-Score
Mercury	µg/l	1.71 ± 0.0977	<5 (LOQ) ± -	0.239	-	-



Sample: M155A

Parameter	Unit	Assigned value ± U (k=2)	Result ± U	Criterion	Recovery [%]	z-Score
Aluminium	µg/l	24.5 ± 1.33	21.7 ± 3.4	3.68	88.5	-0.77
Arsenic	µg/l	2.7 ± 0.0863	2.64 ± 0.52	0.351	97.8	-0.17
Cadmium	µg/l	0.638 ± 0.025	0.621 ± 0.083	0.0638	97.3	-0.27
Chromium	µg/l	1.6 ± 0.0595	1.49 ± 0.14	0.136	93	-0.82
Copper	µg/l	14.5 ± 0.429	14.3 ± 2.1	1.31	98.6	-0.16
Iron	µg/l	64.9 ± 2.33	61.8 ± 9.2	11.7	95.2	-0.27
Lead	µg/l	1.13 ± 0.0519	1.08 ± 0.16	0.169	95.7	-0.28
Manganese	µg/l	10.9 ± 0.296	10.7 ± 1.1	0.786	98	-0.28
Nickel	µg/l	5.13 ± 0.195	4.92 ± 0.51	0.616	95.9	-0.34
Selenium	µg/l	4.01 ± 0.0697	4.08 ± 0.63	0.481	102	0.14
Uranium	µg/l	1.13 ± 0.0424	1.09 ± 0.11	0.0747	96.3	-0.56
Zinc	µg/l	294 ± 10.7	282 ± 26	26.5	95.8	-0.47

Sample: M155AHG

Parameter	Unit	Assigned value ± U (k=2)	Result ± U	Criterion	Recovery [%]	z-Score
Mercury	µg/l	1.18 ± 0.0572	1.36 ± 0.28	0.165	115	1.08

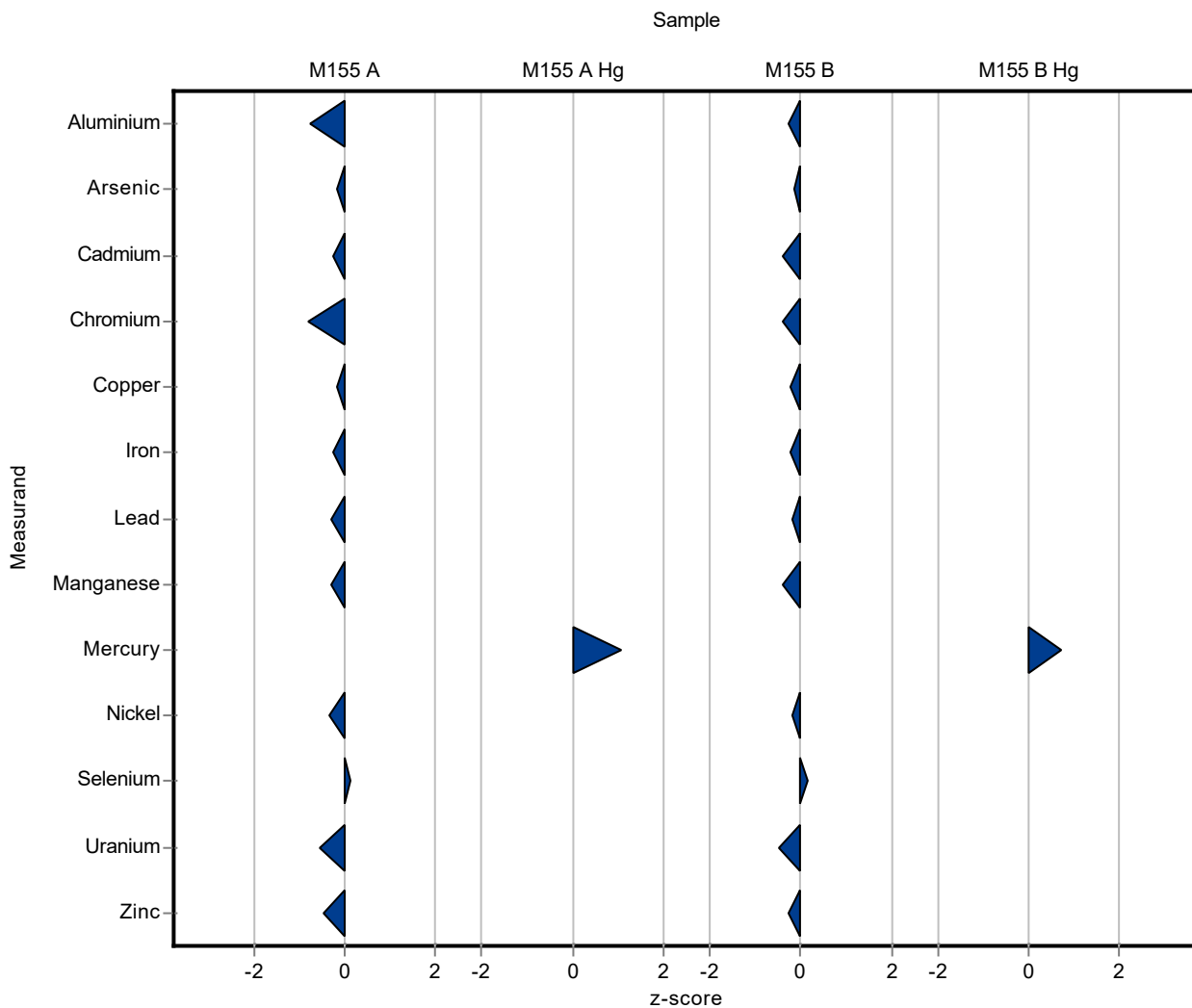
Sample: M155B

Parameter	Unit	Assigned value ± U (k=2)	Result ± U	Criterion	Recovery [%]	z-Score
Aluminium	µg/l	159 ± 4.27	152 ± 24	23.8	95.7	-0.28
Arsenic	µg/l	6.55 ± 0.206	6.42 ± 1.3	0.852	98	-0.16
Cadmium	µg/l	3.08 ± 0.0774	2.95 ± 0.4	0.308	95.9	-0.41
Chromium	µg/l	2.65 ± 0.0932	2.56 ± 0.25	0.225	96.7	-0.39
Copper	µg/l	57.9 ± 1.44	56.8 ± 8.5	5.22	98	-0.22
Iron	µg/l	106 ± 2.79	102 ± 15	19.1	95.9	-0.23
Lead	µg/l	1.65 ± 0.0829	1.61 ± 0.24	0.248	97.5	-0.17
Manganese	µg/l	26.4 ± 0.557	25.7 ± 2.6	1.9	97.3	-0.38
Nickel	µg/l	19.4 ± 0.448	18.9 ± 2	2.32	97.6	-0.20
Selenium	µg/l	6.58 ± 0.175	6.69 ± 1	0.789	102	0.14

Parameter	Unit	Assigned value ± U (k=2)	Result ± U	Criterion	Recovery [%]	z-Score
Uranium	µg/l	1.85 ± 0.0828	1.79 ± 0.18	0.122	97	-0.46
Zinc	µg/l	203 ± 4.21	198 ± 18	18.3	97.6	-0.27

Sample: M155BHG

Parameter	Unit	Assigned value ± U (k=2)	Result ± U	Criterion	Recovery [%]	z-Score
Mercury	µg/l	1.71 ± 0.0977	1.88 ± 0.39	0.239	110	0.71



Sample: M155A

Parameter	Unit	Assigned value ± U (k=2)	Result ± U	Criterion	Recovery [%]	En-Score
Aluminium	µg/l	24.5 ± 1.33	21.7 ± 3.4	3.68	88.5	-0.41
Arsenic	µg/l	2.7 ± 0.0863	2.64 ± 0.52	0.351	97.8	-0.06
Cadmium	µg/l	0.638 ± 0.025	0.621 ± 0.083	0.0638	97.3	-0.10
Chromium	µg/l	1.6 ± 0.0595	1.49 ± 0.14	0.136	93	-0.39
Copper	µg/l	14.5 ± 0.429	14.3 ± 2.1	1.31	98.6	-0.05
Iron	µg/l	64.9 ± 2.33	61.8 ± 9.2	11.7	95.2	-0.17
Lead	µg/l	1.13 ± 0.0519	1.08 ± 0.16	0.169	95.7	-0.15
Manganese	µg/l	10.9 ± 0.296	10.7 ± 1.1	0.786	98	-0.10
Nickel	µg/l	5.13 ± 0.195	4.92 ± 0.51	0.616	95.9	-0.20
Selenium	µg/l	4.01 ± 0.0697	4.08 ± 0.63	0.481	102	0.05
Uranium	µg/l	1.13 ± 0.0424	1.09 ± 0.11	0.0747	96.3	-0.19
Zinc	µg/l	294 ± 10.7	282 ± 26	26.5	95.8	-0.23

Sample: M155AHG

Parameter	Unit	Assigned value ± U (k=2)	Result ± U	Criterion	Recovery [%]	En-Score
Mercury	µg/l	1.18 ± 0.0572	1.36 ± 0.28	0.165	115	0.32

Sample: M155B

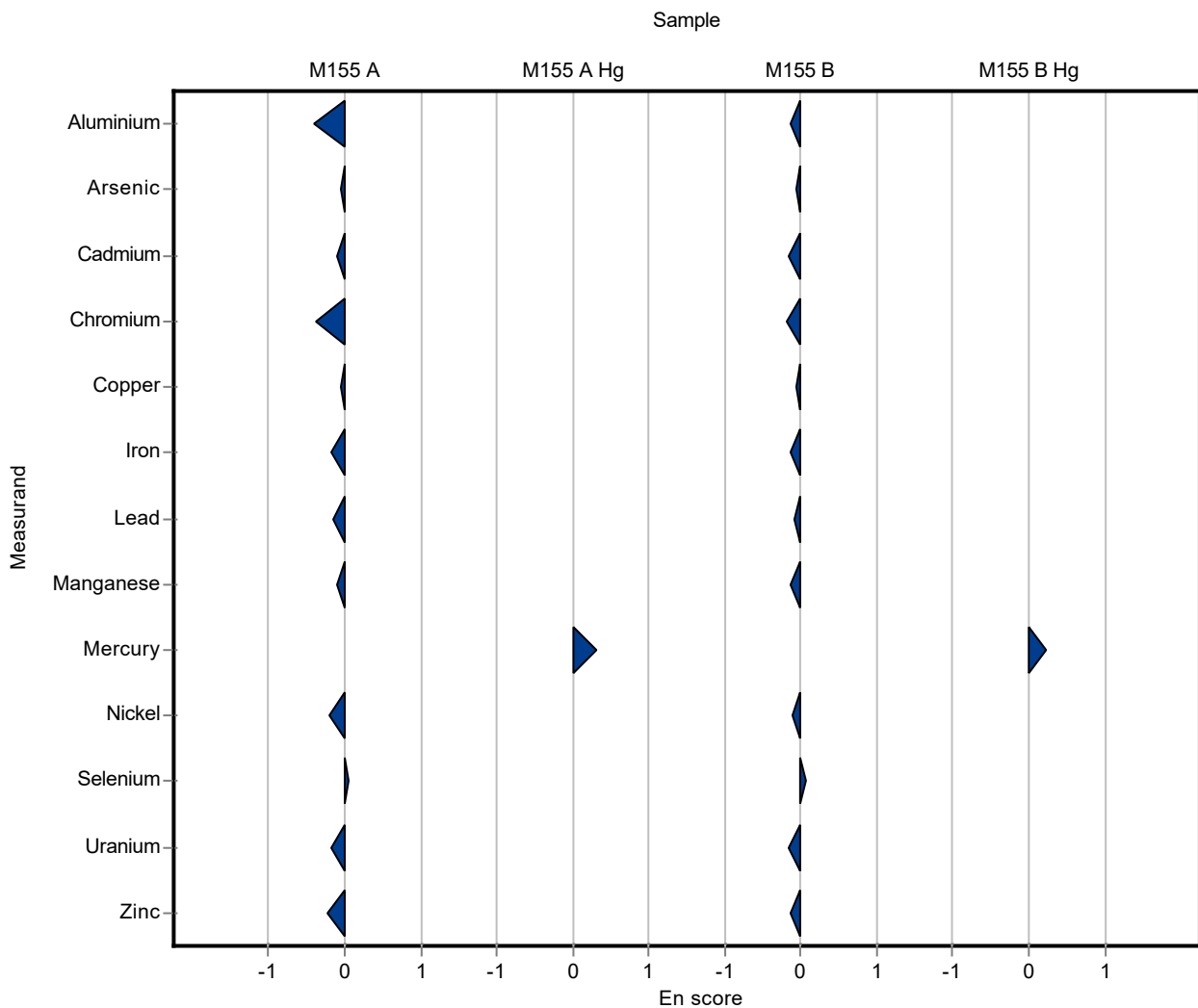
Parameter	Unit	Assigned value ± U (k=2)	Result ± U	Criterion	Recovery [%]	En-Score
Aluminium	µg/l	159 ± 4.27	152 ± 24	23.8	95.7	-0.14
Arsenic	µg/l	6.55 ± 0.206	6.42 ± 1.3	0.852	98	-0.05
Cadmium	µg/l	3.08 ± 0.0774	2.95 ± 0.4	0.308	95.9	-0.16
Chromium	µg/l	2.65 ± 0.0932	2.56 ± 0.25	0.225	96.7	-0.17
Copper	µg/l	57.9 ± 1.44	56.8 ± 8.5	5.22	98	-0.07
Iron	µg/l	106 ± 2.79	102 ± 15	19.1	95.9	-0.15
Lead	µg/l	1.65 ± 0.0829	1.61 ± 0.24	0.248	97.5	-0.09
Manganese	µg/l	26.4 ± 0.557	25.7 ± 2.6	1.9	97.3	-0.14
Nickel	µg/l	19.4 ± 0.448	18.9 ± 2	2.32	97.6	-0.12
Selenium	µg/l	6.58 ± 0.175	6.69 ± 1	0.789	102	0.06



Parameter	Unit	Assigned value ± U (k=2)	Result ± U	Criterion	Recovery [%]	En-Score
Uranium	µg/l	1.85 ± 0.0828	1.79 ± 0.18	0.122	97	-0.15
Zinc	µg/l	203 ± 4.21	198 ± 18	18.3	97.6	-0.14

Sample: M155BHG

Parameter	Unit	Assigned value ± U (k=2)	Result ± U	Criterion	Recovery [%]	En-Score
Mercury	µg/l	1.71 ± 0.0977	1.88 ± 0.39	0.239	110	0.22



Sample: M155A

Parameter	Unit	Assigned value ± U (k=2)	Result ± U	Criterion	Recovery [%]	z-Score
Aluminium	µg/l	24.5 ± 1.33	24.1 ± 0.581	3.68	98.3	-0.11
Arsenic	µg/l	2.7 ± 0.0863	2.85 ± 0.104	0.351	106	0.43
Cadmium	µg/l	0.638 ± 0.025	0.63 ± 0.015	0.0638	98.7	-0.13
Chromium	µg/l	1.6 ± 0.0595	1.6 ± 0.032	0.136	99.9	-0.01
Copper	µg/l	14.5 ± 0.429	15.3 ± 0.108	1.31	105	0.61
Iron	µg/l	64.9 ± 2.33	65.9 ± 0.246	11.7	102	0.08
Lead	µg/l	1.13 ± 0.0519	1.19 ± 0.018	0.169	105	0.36
Manganese	µg/l	10.9 ± 0.296	11.3 ± 0.191	0.786	103	0.48
Nickel	µg/l	5.13 ± 0.195	5.22 ± 0.025	0.616	102	0.14
Selenium	µg/l	4.01 ± 0.0697	4.17 ± 0.135	0.481	104	0.33
Uranium	µg/l	1.13 ± 0.0424	1.14 ± 0.032	0.0747	101	0.11
Zinc	µg/l	294 ± 10.7	301 ± 1.23	26.5	102	0.25

Sample: M155AHG

Parameter	Unit	Assigned value ± U (k=2)	Result ± U	Criterion	Recovery [%]	z-Score
Mercury	µg/l	1.18 ± 0.0572	1.17 ± 0.03	0.165	99	-0.07

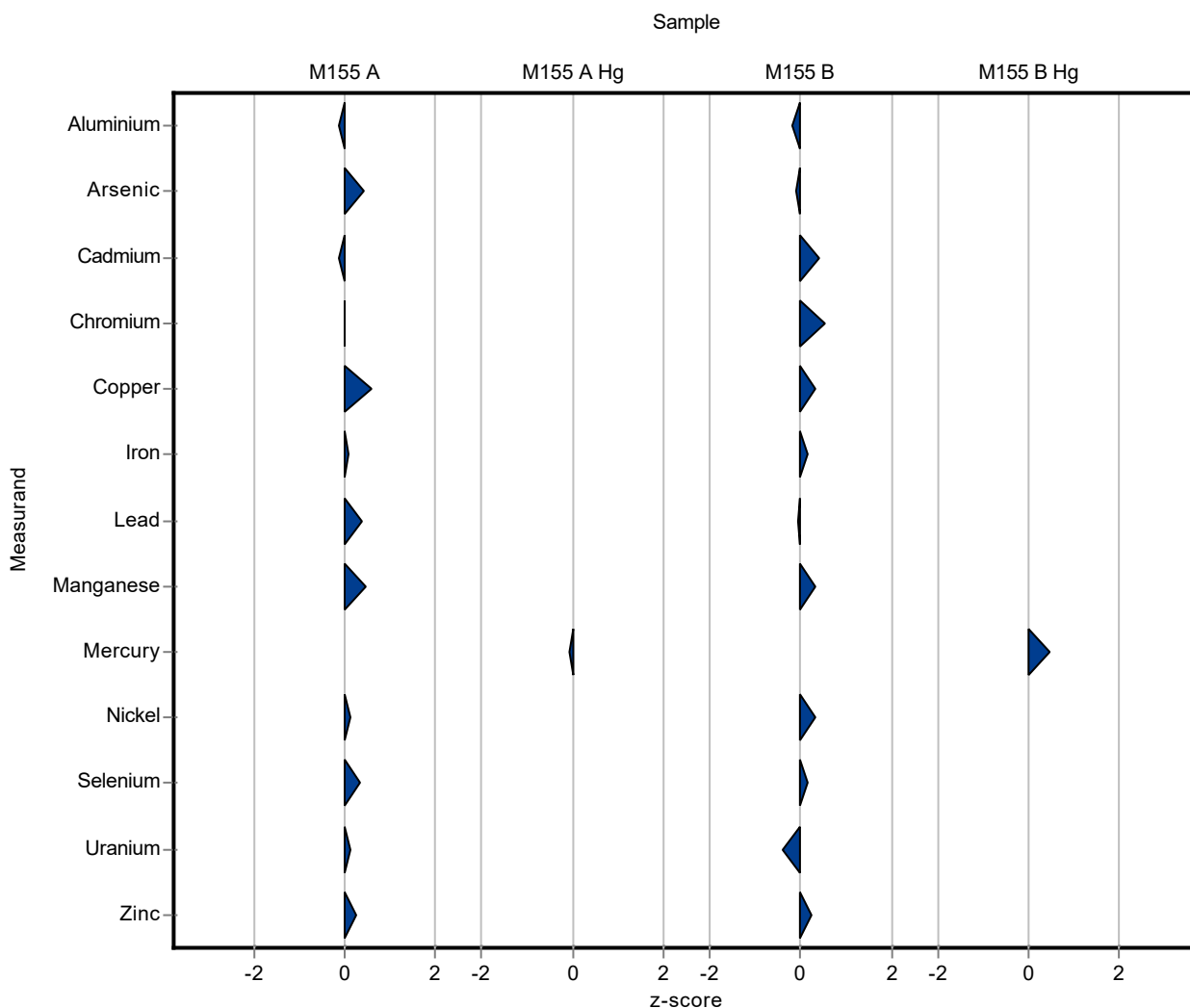
Sample: M155B

Parameter	Unit	Assigned value ± U (k=2)	Result ± U	Criterion	Recovery [%]	z-Score
Aluminium	µg/l	159 ± 4.27	154 ± 6.27	23.8	97	-0.20
Arsenic	µg/l	6.55 ± 0.206	6.48 ± 0.161	0.852	98.9	-0.09
Cadmium	µg/l	3.08 ± 0.0774	3.2 ± 0.034	0.308	104	0.40
Chromium	µg/l	2.65 ± 0.0932	2.77 ± 0.055	0.225	105	0.54
Copper	µg/l	57.9 ± 1.44	59.7 ± 0.494	5.22	103	0.34
Iron	µg/l	106 ± 2.79	109 ± 0.89	19.1	102	0.14
Lead	µg/l	1.65 ± 0.0829	1.64 ± 0.051	0.248	99.3	-0.05
Manganese	µg/l	26.4 ± 0.557	27 ± 0.129	1.9	102	0.31
Nickel	µg/l	19.4 ± 0.448	20.1 ± 0.149	2.32	104	0.31
Selenium	µg/l	6.58 ± 0.175	6.7 ± 0.13	0.789	102	0.16

Parameter	Unit	Assigned value ± U (k=2)	Result ± U	Criterion	Recovery [%]	z-Score
Uranium	µg/l	1.85 ± 0.0828	1.8 ± 0.029	0.122	97.5	-0.38
Zinc	µg/l	203 ± 4.21	207 ± 0.648	18.3	102	0.22

Sample: M155BHG

Parameter	Unit	Assigned value ± U (k=2)	Result ± U	Criterion	Recovery [%]	z-Score
Mercury	µg/l	1.71 ± 0.0977	1.82 ± 0.047	0.239	106	0.46



Sample: M155A

Parameter	Unit	Assigned value ± U (k=2)	Result ± U	Criterion	Recovery [%]	En-Score
Aluminium	µg/l	24.5 ± 1.33	24.1 ± 0.581	3.68	98.3	-0.24
Arsenic	µg/l	2.7 ± 0.0863	2.85 ± 0.104	0.351	106	0.67
Cadmium	µg/l	0.638 ± 0.025	0.63 ± 0.015	0.0638	98.7	-0.21
Chromium	µg/l	1.6 ± 0.0595	1.6 ± 0.032	0.136	99.9	-0.02
Copper	µg/l	14.5 ± 0.429	15.3 ± 0.108	1.31	105	1.65
Iron	µg/l	64.9 ± 2.33	65.9 ± 0.246	11.7	102	0.42
Lead	µg/l	1.13 ± 0.0519	1.19 ± 0.018	0.169	105	0.98
Manganese	µg/l	10.9 ± 0.296	11.3 ± 0.191	0.786	103	0.78
Nickel	µg/l	5.13 ± 0.195	5.22 ± 0.025	0.616	102	0.44
Selenium	µg/l	4.01 ± 0.0697	4.17 ± 0.135	0.481	104	0.57
Uranium	µg/l	1.13 ± 0.0424	1.14 ± 0.032	0.0747	101	0.11
Zinc	µg/l	294 ± 10.7	301 ± 1.23	26.5	102	0.60

Sample: M155AHG

Parameter	Unit	Assigned value ± U (k=2)	Result ± U	Criterion	Recovery [%]	En-Score
Mercury	µg/l	1.18 ± 0.0572	1.17 ± 0.03	0.165	99	-0.14

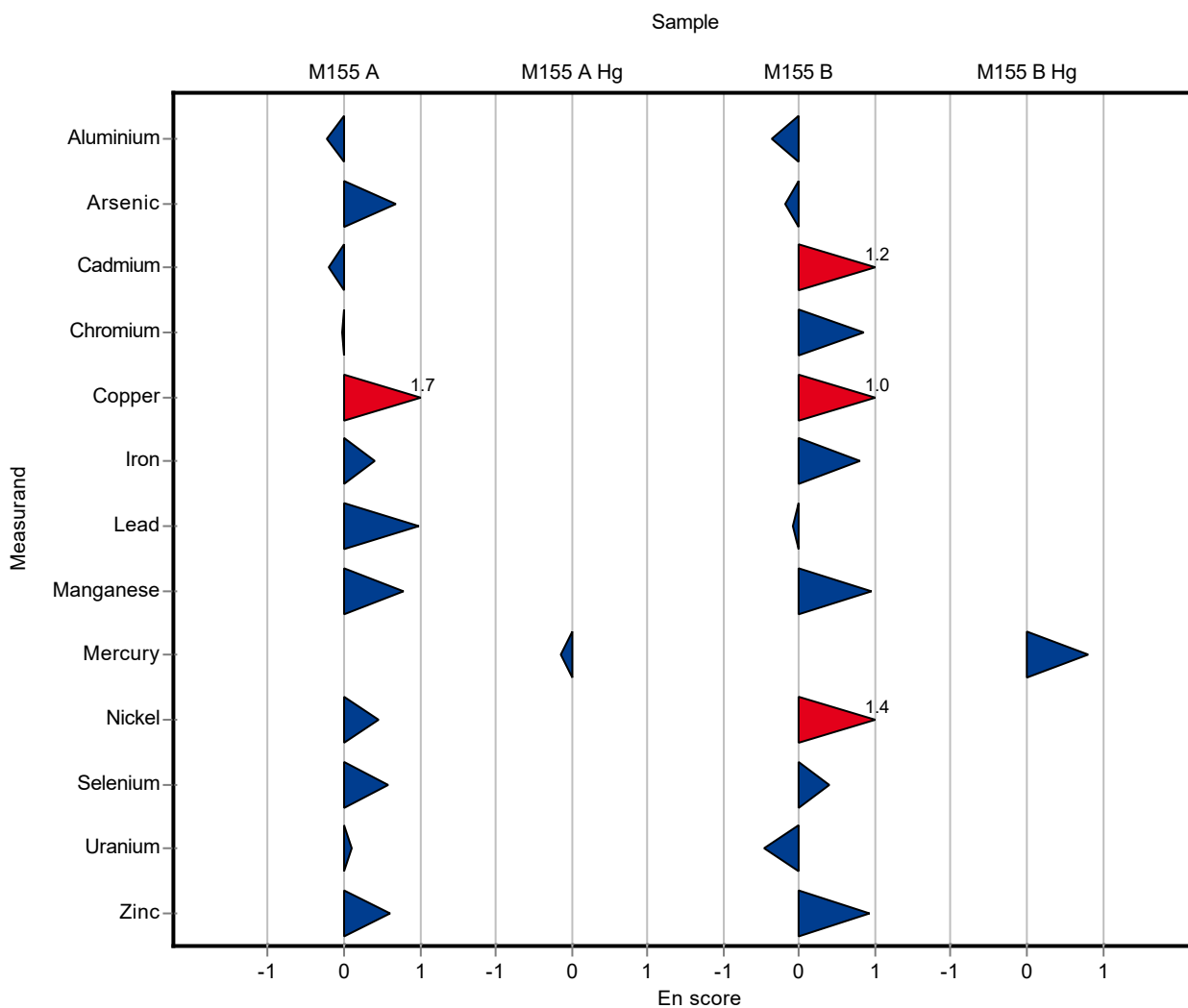
Sample: M155B

Parameter	Unit	Assigned value ± U (k=2)	Result ± U	Criterion	Recovery [%]	En-Score
Aluminium	µg/l	159 ± 4.27	154 ± 6.27	23.8	97	-0.36
Arsenic	µg/l	6.55 ± 0.206	6.48 ± 0.161	0.852	98.9	-0.19
Cadmium	µg/l	3.08 ± 0.0774	3.2 ± 0.034	0.308	104	1.20
Chromium	µg/l	2.65 ± 0.0932	2.77 ± 0.055	0.225	105	0.84
Copper	µg/l	57.9 ± 1.44	59.7 ± 0.494	5.22	103	1.00
Iron	µg/l	106 ± 2.79	109 ± 0.89	19.1	102	0.79
Lead	µg/l	1.65 ± 0.0829	1.64 ± 0.051	0.248	99.3	-0.09
Manganese	µg/l	26.4 ± 0.557	27 ± 0.129	1.9	102	0.95
Nickel	µg/l	19.4 ± 0.448	20.1 ± 0.149	2.32	104	1.36
Selenium	µg/l	6.58 ± 0.175	6.7 ± 0.13	0.789	102	0.39

Parameter	Unit	Assigned value ± U (k=2)	Result ± U	Criterion	Recovery [%]	En-Score
Uranium	µg/l	1.85 ± 0.0828	1.8 ± 0.029	0.122	97.5	-0.46
Zinc	µg/l	203 ± 4.21	207 ± 0.648	18.3	102	0.92

Sample: M155BHG

Parameter	Unit	Assigned value ± U (k=2)	Result ± U	Criterion	Recovery [%]	En-Score
Mercury	µg/l	1.71 ± 0.0977	1.82 ± 0.047	0.239	106	0.81



Sample: M155A

Parameter	Unit	Assigned value ± U (k=2)	Result ± U	Criterion	Recovery [%]	z-Score
Aluminium	µg/l	24.5 ± 1.33	27 ± 2	3.68	110	0.68
Arsenic	µg/l	2.7 ± 0.0863	2.9 ± 0.2	0.351	107	0.57
Cadmium	µg/l	0.638 ± 0.025	0.65 ± 0.1	0.0638	102	0.18
Chromium	µg/l	1.6 ± 0.0595	1.7 ± 0.3	0.136	106	0.72
Copper	µg/l	14.5 ± 0.429	15 ± 1	1.31	103	0.38
Iron	µg/l	64.9 ± 2.33	74 ± 5	11.7	114	0.78
Lead	µg/l	1.13 ± 0.0519	1.03 ± 0.05	0.169	91.3	-0.58
Manganese	µg/l	10.9 ± 0.296	12 ± 1	0.786	110	1.37
Nickel	µg/l	5.13 ± 0.195	5.2 ± 0.4	0.616	101	0.11
Selenium	µg/l	4.01 ± 0.0697	4.1 ± 0.5	0.481	102	0.18
Uranium	µg/l	1.13 ± 0.0424	1.04 ± 0.02	0.0747	91.9	-1.23
Zinc	µg/l	294 ± 10.7	290 ± 10	26.5	98.5	-0.17

Sample: M155AHG

Parameter	Unit	Assigned value ± U (k=2)	Result ± U	Criterion	Recovery [%]	z-Score
Mercury	µg/l	1.18 ± 0.0572	1.11 ± 0.02	0.165	94	-0.43

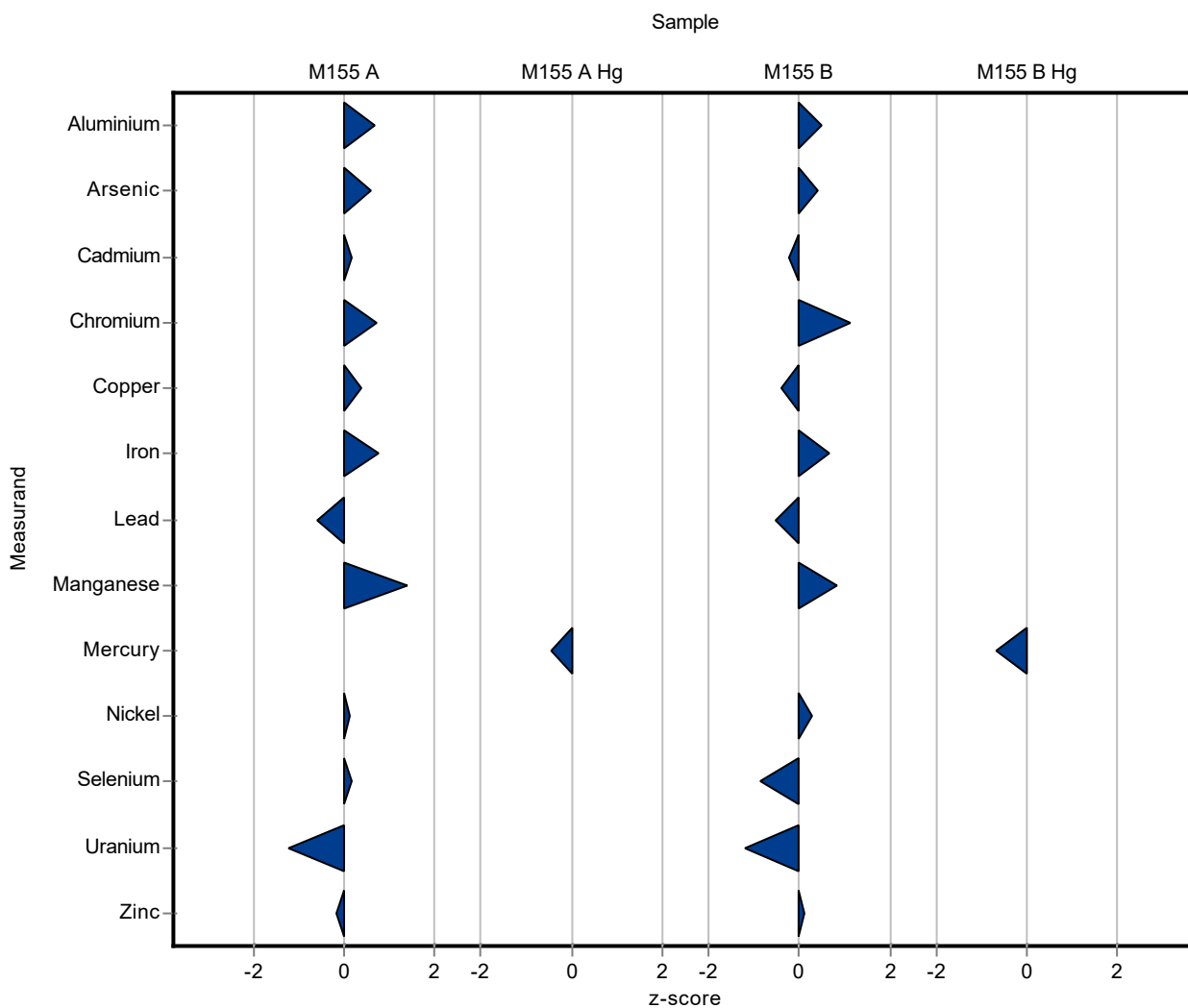
Sample: M155B

Parameter	Unit	Assigned value ± U (k=2)	Result ± U	Criterion	Recovery [%]	z-Score
Aluminium	µg/l	159 ± 4.27	170 ± 2	23.8	107	0.47
Arsenic	µg/l	6.55 ± 0.206	6.9 ± 0.2	0.852	105	0.41
Cadmium	µg/l	3.08 ± 0.0774	3.01 ± 0.1	0.308	97.8	-0.22
Chromium	µg/l	2.65 ± 0.0932	2.9 ± 0.3	0.225	109	1.12
Copper	µg/l	57.9 ± 1.44	56 ± 1	5.22	96.6	-0.37
Iron	µg/l	106 ± 2.79	119 ± 5	19.1	112	0.66
Lead	µg/l	1.65 ± 0.0829	1.52 ± 0.05	0.248	92	-0.53
Manganese	µg/l	26.4 ± 0.557	28 ± 1	1.9	106	0.83
Nickel	µg/l	19.4 ± 0.448	20 ± 0.4	2.32	103	0.27
Selenium	µg/l	6.58 ± 0.175	5.9 ± 0.5	0.789	89.7	-0.86

Parameter	Unit	Assigned value ± U (k=2)	Result ± U	Criterion	Recovery [%]	z-Score
Uranium	µg/l	1.85 ± 0.0828	1.7 ± 0.02	0.122	92.1	-1.20
Zinc	µg/l	203 ± 4.21	205 ± 10	18.3	101	0.11

Sample: M155BHG

Parameter	Unit	Assigned value ± U (k=2)	Result ± U	Criterion	Recovery [%]	z-Score
Mercury	µg/l	1.71 ± 0.0977	1.55 ± 0.02	0.239	90.6	-0.67



Sample: M155A

Parameter	Unit	Assigned value ± U (k=2)	Result ± U	Criterion	Recovery [%]	En-Score
Aluminium	µg/l	24.5 ± 1.33	27 ± 2	3.68	110	0.59
Arsenic	µg/l	2.7 ± 0.0863	2.9 ± 0.2	0.351	107	0.49
Cadmium	µg/l	0.638 ± 0.025	0.65 ± 0.1	0.0638	102	0.06
Chromium	µg/l	1.6 ± 0.0595	1.7 ± 0.3	0.136	106	0.16
Copper	µg/l	14.5 ± 0.429	15 ± 1	1.31	103	0.24
Iron	µg/l	64.9 ± 2.33	74 ± 5	11.7	114	0.89
Lead	µg/l	1.13 ± 0.0519	1.03 ± 0.05	0.169	91.3	-0.87
Manganese	µg/l	10.9 ± 0.296	12 ± 1	0.786	110	0.53
Nickel	µg/l	5.13 ± 0.195	5.2 ± 0.4	0.616	101	0.08
Selenium	µg/l	4.01 ± 0.0697	4.1 ± 0.5	0.481	102	0.09
Uranium	µg/l	1.13 ± 0.0424	1.04 ± 0.02	0.0747	91.9	-1.57
Zinc	µg/l	294 ± 10.7	290 ± 10	26.5	98.5	-0.19

Sample: M155AHG

Parameter	Unit	Assigned value ± U (k=2)	Result ± U	Criterion	Recovery [%]	En-Score
Mercury	µg/l	1.18 ± 0.0572	1.11 ± 0.02	0.165	94	-1.02

Sample: M155B

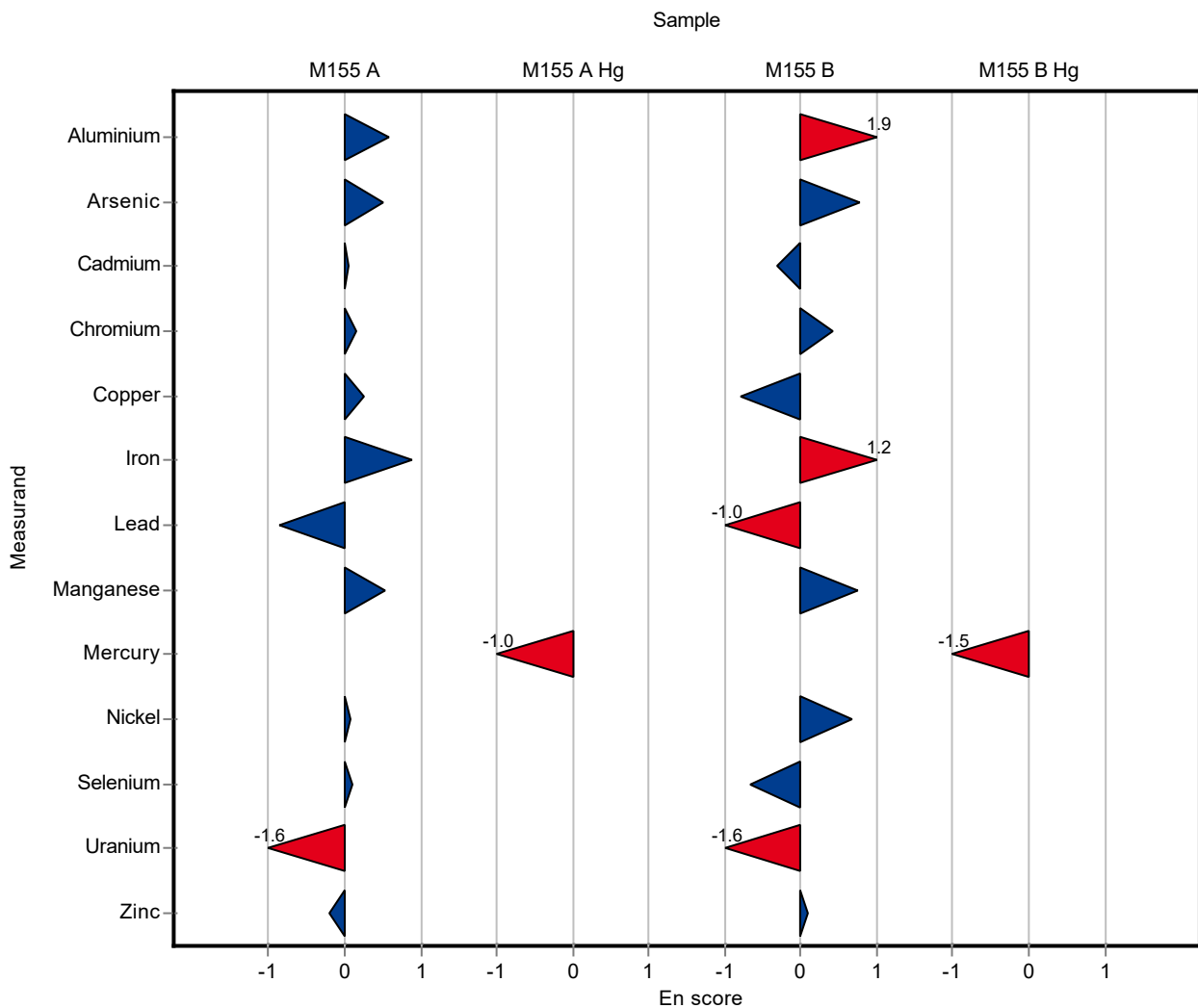
Parameter	Unit	Assigned value ± U (k=2)	Result ± U	Criterion	Recovery [%]	En-Score
Aluminium	µg/l	159 ± 4.27	170 ± 2	23.8	107	1.92
Arsenic	µg/l	6.55 ± 0.206	6.9 ± 0.2	0.852	105	0.77
Cadmium	µg/l	3.08 ± 0.0774	3.01 ± 0.1	0.308	97.8	-0.31
Chromium	µg/l	2.65 ± 0.0932	2.9 ± 0.3	0.225	109	0.41
Copper	µg/l	57.9 ± 1.44	56 ± 1	5.22	96.6	-0.79
Iron	µg/l	106 ± 2.79	119 ± 5	19.1	112	1.21
Lead	µg/l	1.65 ± 0.0829	1.52 ± 0.05	0.248	92	-1.01
Manganese	µg/l	26.4 ± 0.557	28 ± 1	1.9	106	0.76
Nickel	µg/l	19.4 ± 0.448	20 ± 0.4	2.32	103	0.69
Selenium	µg/l	6.58 ± 0.175	5.9 ± 0.5	0.789	89.7	-0.67



Parameter	Unit	Assigned value ± U (k=2)	Result ± U	Criterion	Recovery [%]	En-Score
Uranium	µg/l	1.85 ± 0.0828	1.7 ± 0.02	0.122	92.1	-1.59
Zinc	µg/l	203 ± 4.21	205 ± 10	18.3	101	0.10

Sample: M155BHG

Parameter	Unit	Assigned value ± U (k=2)	Result ± U	Criterion	Recovery [%]	En-Score
Mercury	µg/l	1.71 ± 0.0977	1.55 ± 0.02	0.239	90.6	-1.52



## E9. Methodenübersicht / Overview of methods

LabCode	Sample	Aluminium	Arsenic	Cadmium	Chromium
LC0001	M155A	ICP-MS;	ICP-MS;	ICP-MS;	ICP-MS;
LC0002	M155A	AAS;EN ISO 12020	GF-AAS;DIN 38405-35	AAS;EN ISO 5961	AAS;EN 1233
LC0003	M155A	ICP-OES;EN ISO 11885	GF-AAS;EN ISO 15586	ICP-OES;EN ISO 11885	ICP-OES;EN ISO 11885
LC0004	M155A	ICP-MS;	ICP-MS;	ICP-MS;	ICP-MS;
LC0005	M155A	ICP-MS;EN ISO 17294-2	ICP-MS;EN ISO 17294-2	ICP-MS;EN ISO 17294-2	ICP-MS;EN ISO 17294-2
LC0006	M155A	ICP-MS;EN ISO 17294-2	ICP-MS;EN ISO 17294-2	ICP-MS;EN ISO 17294-2	ICP-MS;EN ISO 17294-2
LC0007	M155A	ICP-MS;	ICP-MS;	ICP-MS;	ICP-MS;
LC0008	M155A		CV-AAS;	GF-AAS;	GF-AAS;
LC0009	M155A	ICP-OES;EN ISO 11885	ICP-OES;EN ISO 11885	ICP-OES;EN ISO 11885	ICP-OES;EN ISO 11885
LC0010	M155A	ICP-OES;EN ISO 11885	ICP-MS;EN ISO 17294-2	ICP-MS;EN ISO 17294-2	ICP-OES;EN ISO 11885
LC0011	M155A	ICP-OES;EN ISO 11885	ICP-OES;EN ISO 11885	ICP-OES;EN ISO 11885	ICP-OES;EN ISO 11885
LC0012	M155A	ICP-OES;			
LC0013	M155A	ICP-MS;EN ISO 17294-2	ICP-MS;EN ISO 17294-2	ICP-MS;EN ISO 17294-2	ICP-MS;EN ISO 17294-2
LC0014	M155A	ICP-MS;EN ISO 17294-2	ICP-MS;EN ISO 17294-2	ICP-MS;EN ISO 17294-2	ICP-MS;EN ISO 17294-2
LC0015	M155A	ICP-MS;	ICP-MS;	ICP-MS;	ICP-MS;
LC0016	M155A	ICP-MS;	ICP-MS;	ICP-MS;	ICP-MS;
LC0017	M155A	ICP-MS;EN ISO 17294-2	ICP-MS;EN ISO 17294-2	ICP-MS;EN ISO 17294-2	ICP-MS;EN ISO 17294-2
LC0018	M155A	ICP-MS;EN ISO 17294-2	ICP-MS;EN ISO 17294-2	ICP-MS;EN ISO 17294-2	ICP-MS;EN ISO 17294-2
LC0019	M155A				
LC0020	M155A	ICP-MS;EN ISO 17294-2	ICP-MS;EN ISO 17294-2	ICP-MS;EN ISO 17294-2	ICP-MS;EN ISO 17294-2
LC0021	M155A	ICP-MS;	ICP-MS;	ICP-MS;	ICP-MS;
LC0022	M155A	ICP-MS ;TQ	ICP-MS ;TQ	ICP-MS ;TQ	ICP-MS ;TQ
LC0023	M155A	ICP-OES;EN ISO 11885			
LC0024	M155A	ICP-OES;EN ISO 11885		ICP-OES;EN ISO 11885	ICP-OES;EN ISO 11885
LC0025	M155A	ICP-MS;EN ISO 17294-2	ICP-MS;EN ISO 17294-2	ICP-MS;EN ISO 17294-2	ICP-MS;EN ISO 17294-2
LC0026	M155A	ICP-MS;	ICP-MS;	ICP-MS;	ICP-MS;
LC0027	M155A	ICP-MS;EN ISO 17294-2	ICP-MS;EN ISO 17294-2	ICP-MS;EN ISO 17294-2	ICP-MS;EN ISO 17294-2
LC0028	M155A	ICP-MS;EN ISO 17294-2	ICP-MS;EN ISO 17294-2	ICP-MS;EN ISO 17294-2	ICP-MS;EN ISO 17294-2

LabCode	Sample	Copper	Iron	Manganese	Nickel
LC0001	M155A	ICP-MS;	ICP-MS;	ICP-MS;	ICP-MS;
LC0002	M155A	AAS;DIN 38406 (Cu,Ni)	AAS;DIN 38406-32	AAS;DIN 38406-33	AAS;DIN 38406 (Cu,Ni)
LC0003	M155A	ICP-OES;EN ISO 11885	ICP-OES;EN ISO 11885	ICP-OES;EN ISO 11885	ICP-OES;EN ISO 11885
LC0004	M155A	ICP-MS;	ICP-MS;	ICP-MS;	ICP-MS;
LC0005	M155A	ICP-MS;EN ISO 17294-2	ICP-MS;EN ISO 17294-2	ICP-MS;EN ISO 17294-2	ICP-MS;EN ISO 17294-2
LC0006	M155A	ICP-MS;EN ISO 17294-2	ICP-MS;EN ISO 17294-2	ICP-MS;EN ISO 17294-2	ICP-MS;EN ISO 17294-2
LC0007	M155A	ICP-MS;	ICP-MS;	ICP-MS;	ICP-MS;
LC0008	M155A	GF-AAS;			GF-AAS;
LC0009	M155A	ICP-OES;EN ISO 11885	ICP-OES;EN ISO 11885	ICP-OES;EN ISO 11885	ICP-OES;EN ISO 11885
LC0010	M155A	ICP-MS;EN ISO 17294-2	ICP-OES;EN ISO 11885	ICP-OES;EN ISO 11885	ICP-MS;EN ISO 17294-2
LC0011	M155A	ICP-OES;EN ISO 11885	ICP-OES;EN ISO 11885	ICP-OES;EN ISO 11885	ICP-OES;EN ISO 11885
LC0012	M155A	ICP-OES;	ICP-OES;	ICP-OES;	
LC0013	M155A	ICP-MS;EN ISO 17294-2	ICP-MS;EN ISO 17294-2	ICP-MS;EN ISO 17294-2	ICP-MS;EN ISO 17294-2
LC0014	M155A	ICP-MS;EN ISO 17294-2	ICP-MS;EN ISO 17294-2	ICP-MS;EN ISO 17294-2	ICP-MS;EN ISO 17294-2
LC0015	M155A	ICP-MS;	ICP-MS;	ICP-MS;	ICP-MS;
LC0016	M155A	ICP-MS;	ICP-MS;	ICP-MS;	ICP-MS;
LC0017	M155A	ICP-MS;EN ISO 17294-2	ICP-MS;EN ISO 17294-2	ICP-MS;EN ISO 17294-2	ICP-MS;EN ISO 17294-2
LC0018	M155A	ICP-MS;EN ISO 17294-2	ICP-MS;EN ISO 17294-2	ICP-MS;EN ISO 17294-2	ICP-MS;EN ISO 17294-2
LC0019	M155A				
LC0020	M155A	ICP-MS;EN ISO 17294-2	ICP-MS;EN ISO 17294-2	ICP-MS;EN ISO 17294-2	ICP-MS;EN ISO 17294-2
LC0021	M155A	ICP-MS;	ICP-MS;	ICP-MS;	ICP-MS;
LC0022	M155A	ICP-MS ;TQ	ICP-MS ;TQ	ICP-MS ;TQ	ICP-MS ;TQ
LC0023	M155A		ICP-OES;EN ISO 11885	ICP-OES;EN ISO 11885	
LC0024	M155A	ICP-OES;EN ISO 11885	ICP-OES;EN ISO 11885	ICP-OES;EN ISO 11885	ICP-OES;EN ISO 11885
LC0025	M155A	ICP-MS;EN ISO 17294-2	ICP-MS;EN ISO 17294-2	ICP-MS;EN ISO 17294-2	ICP-MS;EN ISO 17294-2
LC0026	M155A	ICP-MS;	ICP-MS;	ICP-MS;	ICP-MS;
LC0027	M155A	ICP-MS;EN ISO 17294-2	ICP-MS;EN ISO 17294-2	ICP-MS;EN ISO 17294-2	ICP-MS;EN ISO 17294-2
LC0028	M155A	ICP-MS;EN ISO 17294-2	ICP-MS;EN ISO 17294-2	ICP-MS;EN ISO 17294-2	ICP-MS;EN ISO 17294-2

LabCode	Sample	Lead	Selenium	Uranium	Zinc
LC0001	M155A	ICP-MS;	ICP-MS;	ICP-MS;	ICP-MS;
LC0002	M155A	AAS;DIN 38406-6			AAS;DIN 38406-8
LC0003	M155A		GF-AAS;EN ISO 15586		
LC0004	M155A	ICP-MS;		ICP-MS;	ICP-MS;
LC0005	M155A	ICP-MS;EN ISO 17294-2	ICP-MS;EN ISO 17294-2	ICP-MS;EN ISO 17294-2	ICP-MS;EN ISO 17294-2
LC0006	M155A	ICP-MS;EN ISO 17294-2	ICP-MS;EN ISO 17294-2	ICP-MS;EN ISO 17294-2	ICP-MS;EN ISO 17294-2
LC0007	M155A	ICP-MS;	ICP-MS;	ICP-MS;	ICP-MS;
LC0008	M155A	GF-AAS;			GF-AAS;
LC0009	M155A	ICP-OES;EN ISO 11885	ICP-OES;EN ISO 11885		ICP-OES;EN ISO 11885
LC0010	M155A	ICP-MS;EN ISO 17294-2	ICP-MS;EN ISO 17294-2	ICP-MS;EN ISO 17294-2	ICP-OES;EN ISO 11885
LC0011	M155A	ICP-OES;EN ISO 11885	ICP-OES;EN ISO 11885	ICP-MS;EN ISO 17294-2	ICP-OES;EN ISO 11885
LC0012	M155A				ICP-OES;
LC0013	M155A	ICP-MS;EN ISO 17294-2	ICP-MS;EN ISO 17294-2	ICP-MS;EN ISO 17294-2	ICP-OES;EN ISO 11885
LC0014	M155A	ICP-MS;EN ISO 17294-2	ICP-MS;EN ISO 17294-2	ICP-MS;EN ISO 17294-2	ICP-MS;EN ISO 17294-2
LC0015	M155A	ICP-MS;	ICP-MS;	ICP-MS;	ICP-MS;
LC0016	M155A	ICP-MS;	ICP-MS;	ICP-MS;	ICP-MS;
LC0017	M155A	ICP-MS;EN ISO 17294-2	ICP-MS;EN ISO 17294-2	ICP-MS;EN ISO 17294-2	ICP-MS;EN ISO 17294-2
LC0018	M155A	ICP-MS;EN ISO 17294-2	ICP-MS;EN ISO 17294-2	ICP-MS;EN ISO 17294-2	ICP-MS;EN ISO 17294-2
LC0019	M155A				
LC0020	M155A	ICP-MS;EN ISO 17294-2	ICP-MS;EN ISO 17294-2	ICP-MS;EN ISO 17294-2	ICP-MS;EN ISO 17294-2
LC0021	M155A	ICP-MS;	ICP-MS;	ICP-MS;	ICP-MS;
LC0022	M155A	ICP-MS ;TQ	ICP-MS ;TQ	ICP-MS ;TQ	ICP-MS ;TQ
LC0023	M155A				
LC0024	M155A	ICP-OES;EN ISO 11885			ICP-OES;EN ISO 11885
LC0025	M155A	ICP-MS;EN ISO 17294-2	ICP-MS;EN ISO 17294-2	ICP-MS;EN ISO 17294-2	ICP-MS;EN ISO 17294-2
LC0026	M155A	ICP-MS;	ICP-MS;	ICP-MS;	ICP-MS;
LC0027	M155A	ICP-MS;EN ISO 17294-2	ICP-MS;EN ISO 17294-2	ICP-MS;EN ISO 17294-2	ICP-MS;EN ISO 17294-2
LC0028	M155A	ICP-MS;EN ISO 17294-2	ICP-MS;EN ISO 17294-2	ICP-MS;EN ISO 17294-2	ICP-MS;EN ISO 17294-2

LabCode	Sample	Mercury
LC0001	M155A	ICP-MS;
LC0002	M155A	CV-AAS;EN 1483
LC0003	M155A	CV-AAS;EN ISO 12846
LC0004	M155A	
LC0005	M155A	ICP-MS;EN ISO 17294-2
LC0006	M155A	ICP-MS;EN ISO 17294-2
LC0007	M155A	ICP-MS;
LC0008	M155A	CV-AAS;
LC0009	M155A	CV-AAS;EN 1483
LC0010	M155A	CV-AAS;EN ISO 12846
LC0011	M155A	CV-AAS;EN ISO 12846
LC0012	M155A	
LC0013	M155A	CV-AAS;EN ISO 12846
LC0014	M155A	ICP-MS;EN ISO 17294-2
LC0015	M155A	ICP-MS;
LC0016	M155A	AFS;
LC0017	M155A	ICP-MS;EN ISO 17294-2
LC0018	M155A	CV-AAS;EN ISO 12846
LC0019	M155A	
LC0020	M155A	CV-AAS;EN ISO 12846
LC0021	M155A	ICP-MS;
LC0022	M155A	ICP-MS ;TQ
LC0023	M155A	
LC0024	M155A	
LC0025	M155A	CV-AAS;EN ISO 12846
LC0026	M155A	ICP-MS;
LC0027	M155A	ICP-MS;EN ISO 17294-2
LC0028	M155A	ICP-MS;EN ISO 17294-2

LabCode	Sample	Aluminium	Arsenic	Cadmium	Chromium
LC0001	M155B	ICP-MS;	ICP-MS;	ICP-MS;	ICP-MS;
LC0002	M155B	AAS;EN ISO 12020	GF-AAS;DIN 38405-35	AAS;EN ISO 5961	AAS;EN 1233
LC0003	M155B	ICP-OES;EN ISO 11885	GF-AAS;EN ISO 15586	ICP-OES;EN ISO 11885	ICP-OES;EN ISO 11885
LC0004	M155B	ICP-MS;	ICP-MS;	ICP-MS;	ICP-MS;
LC0005	M155B	ICP-MS;EN ISO 17294-2	ICP-MS;EN ISO 17294-2	ICP-MS;EN ISO 17294-2	ICP-MS;EN ISO 17294-2
LC0006	M155B	ICP-MS;EN ISO 17294-2	ICP-MS;EN ISO 17294-2	ICP-MS;EN ISO 17294-2	ICP-MS;EN ISO 17294-2
LC0007	M155B	ICP-MS;	ICP-MS;	ICP-MS;	ICP-MS;
LC0008	M155B		CV-AAS;	GF-AAS;	GF-AAS;
LC0009	M155B	ICP-OES;EN ISO 11885	ICP-OES;EN ISO 11885	ICP-OES;EN ISO 11885	ICP-OES;EN ISO 11885
LC0010	M155B	ICP-OES;EN ISO 11885	ICP-MS;EN ISO 17294-2	ICP-MS;EN ISO 17294-2	ICP-OES;EN ISO 11885
LC0011	M155B	ICP-OES;EN ISO 11885	ICP-OES;EN ISO 11885	ICP-OES;EN ISO 11885	ICP-OES;EN ISO 11885
LC0012	M155B	ICP-OES;			
LC0013	M155B	ICP-OES;EN ISO 11885	ICP-MS;EN ISO 17294-2	ICP-MS;EN ISO 17294-2	ICP-MS;EN ISO 17294-2
LC0014	M155B	ICP-MS;EN ISO 17294-2	ICP-MS;EN ISO 17294-2	ICP-MS;EN ISO 17294-2	ICP-MS;EN ISO 17294-2
LC0015	M155B	ICP-MS;	ICP-MS;	ICP-MS;	ICP-MS;
LC0016	M155B	ICP-MS;	ICP-MS;	ICP-MS;	ICP-MS;
LC0017	M155B	ICP-MS;EN ISO 17294-2	ICP-MS;EN ISO 17294-2	ICP-MS;EN ISO 17294-2	ICP-MS;EN ISO 17294-2
LC0018	M155B	ICP-MS;EN ISO 17294-2	ICP-MS;EN ISO 17294-2	ICP-MS;EN ISO 17294-2	ICP-MS;EN ISO 17294-2
LC0019	M155B				
LC0020	M155B	ICP-MS;EN ISO 17294-2	ICP-MS;EN ISO 17294-2	ICP-MS;EN ISO 17294-2	ICP-MS;EN ISO 17294-2
LC0021	M155B	ICP-MS;	ICP-MS;	ICP-MS;	ICP-MS;
LC0022	M155B	ICP-MS ;TQ	ICP-MS ;TQ	ICP-MS ;TQ	ICP-MS ;TQ
LC0023	M155B	ICP-OES;EN ISO 11885			
LC0024	M155B	ICP-OES;EN ISO 11885		ICP-OES;EN ISO 11885	ICP-OES;EN ISO 11885
LC0025	M155B	ICP-MS;EN ISO 17294-2	ICP-MS;EN ISO 17294-2	ICP-MS;EN ISO 17294-2	ICP-MS;EN ISO 17294-2
LC0026	M155B	ICP-MS;	ICP-MS;	ICP-MS;	ICP-MS;
LC0027	M155B	ICP-MS;EN ISO 17294-2	ICP-MS;EN ISO 17294-2	ICP-MS;EN ISO 17294-2	ICP-MS;EN ISO 17294-2
LC0028	M155B	ICP-MS;EN ISO 17294-2	ICP-MS;EN ISO 17294-2	ICP-MS;EN ISO 17294-2	ICP-MS;EN ISO 17294-2

LabCode	Sample	Copper	Iron	Manganese	Nickel
LC0001	M155B	ICP-MS;	ICP-MS;	ICP-MS;	ICP-MS;
LC0002	M155B	AAS;DIN 38406 (Cu,Ni)	AAS;DIN 38406-32	AAS;DIN 38406-33	AAS;DIN 38406 (Cu,Ni)
LC0003	M155B	ICP-OES;EN ISO 11885	ICP-OES;EN ISO 11885	ICP-OES;EN ISO 11885	ICP-OES;EN ISO 11885
LC0004	M155B	ICP-MS;	ICP-MS;	ICP-MS;	ICP-MS;
LC0005	M155B	ICP-MS;EN ISO 17294-2	ICP-MS;EN ISO 17294-2	ICP-MS;EN ISO 17294-2	ICP-MS;EN ISO 17294-2
LC0006	M155B	ICP-MS;EN ISO 17294-2	ICP-MS;EN ISO 17294-2	ICP-MS;EN ISO 17294-2	ICP-MS;EN ISO 17294-2
LC0007	M155B	ICP-MS;	ICP-MS;	ICP-MS;	ICP-MS;
LC0008	M155B	GF-AAS;			GF-AAS;
LC0009	M155B	ICP-OES;EN ISO 11885	ICP-OES;EN ISO 11885	ICP-OES;EN ISO 11885	ICP-OES;EN ISO 11885
LC0010	M155B	ICP-MS;EN ISO 17294-2	ICP-OES;EN ISO 11885	ICP-OES;EN ISO 11885	ICP-MS;EN ISO 17294-2
LC0011	M155B	ICP-OES;EN ISO 11885	ICP-OES;EN ISO 11885	ICP-OES;EN ISO 11885	ICP-OES;EN ISO 11885
LC0012	M155B	ICP-OES;	ICP-OES;	ICP-OES;	
LC0013	M155B	ICP-MS;EN ISO 17294-2	ICP-OES;EN ISO 11885	ICP-MS;EN ISO 17294-2	ICP-MS;EN ISO 17294-2
LC0014	M155B	ICP-MS;EN ISO 17294-2	ICP-MS;EN ISO 17294-2	ICP-MS;EN ISO 17294-2	ICP-MS;EN ISO 17294-2
LC0015	M155B	ICP-MS;	ICP-MS;	ICP-MS;	ICP-MS;
LC0016	M155B	ICP-MS;	ICP-MS;	ICP-MS;	ICP-MS;
LC0017	M155B	ICP-MS;EN ISO 17294-2	ICP-MS;EN ISO 17294-2	ICP-MS;EN ISO 17294-2	ICP-MS;EN ISO 17294-2
LC0018	M155B	ICP-MS;EN ISO 17294-2	ICP-MS;EN ISO 17294-2	ICP-MS;EN ISO 17294-2	ICP-MS;EN ISO 17294-2
LC0019	M155B				
LC0020	M155B	ICP-MS;EN ISO 17294-2	ICP-MS;EN ISO 17294-2	ICP-MS;EN ISO 17294-2	ICP-MS;EN ISO 17294-2
LC0021	M155B	ICP-MS;	ICP-MS;	ICP-MS;	ICP-MS;
LC0022	M155B	ICP-MS ;TQ	ICP-MS ;TQ	ICP-MS ;TQ	ICP-MS ;TQ
LC0023	M155B		ICP-OES;EN ISO 11885	ICP-OES;EN ISO 11885	
LC0024	M155B	ICP-OES;EN ISO 11885	ICP-OES;EN ISO 11885	ICP-OES;EN ISO 11885	ICP-OES;EN ISO 11885
LC0025	M155B	ICP-MS;EN ISO 17294-2	ICP-MS;EN ISO 17294-2	ICP-MS;EN ISO 17294-2	ICP-MS;EN ISO 17294-2
LC0026	M155B	ICP-MS;	ICP-MS;	ICP-MS;	ICP-MS;
LC0027	M155B	ICP-MS;EN ISO 17294-2	ICP-MS;EN ISO 17294-2	ICP-MS;EN ISO 17294-2	ICP-MS;EN ISO 17294-2
LC0028	M155B	ICP-MS;EN ISO 17294-2	ICP-MS;EN ISO 17294-2	ICP-MS;EN ISO 17294-2	ICP-MS;EN ISO 17294-2

LabCode	Sample	Lead	Selenium	Uranium	Zinc
LC0001	M155B	ICP-MS;	ICP-MS;	ICP-MS;	ICP-MS;
LC0002	M155B	AAS;DIN 38406-6			AAS;DIN 38406-8
LC0003	M155B		GF-AAS;EN ISO 15586		
LC0004	M155B	ICP-MS;		ICP-MS;	ICP-MS;
LC0005	M155B	ICP-MS;EN ISO 17294-2	ICP-MS;EN ISO 17294-2	ICP-MS;EN ISO 17294-2	ICP-MS;EN ISO 17294-2
LC0006	M155B	ICP-MS;EN ISO 17294-2	ICP-MS;EN ISO 17294-2	ICP-MS;EN ISO 17294-2	ICP-MS;EN ISO 17294-2
LC0007	M155B	ICP-MS;	ICP-MS;	ICP-MS;	ICP-MS;
LC0008	M155B	GF-AAS;			GF-AAS;
LC0009	M155B	ICP-OES;EN ISO 11885	ICP-OES;EN ISO 11885		ICP-OES;EN ISO 11885
LC0010	M155B	ICP-MS;EN ISO 17294-2	ICP-MS;EN ISO 17294-2	ICP-MS;EN ISO 17294-2	ICP-OES;EN ISO 11885
LC0011	M155B	ICP-OES;EN ISO 11885	ICP-OES;EN ISO 11885	ICP-MS;EN ISO 17294-2	ICP-OES;EN ISO 11885
LC0012	M155B				ICP-OES;
LC0013	M155B	ICP-MS;EN ISO 17294-2	ICP-MS;EN ISO 17294-2	ICP-MS;EN ISO 17294-2	ICP-OES;EN ISO 11885
LC0014	M155B	ICP-MS;EN ISO 17294-2	ICP-MS;EN ISO 17294-2	ICP-MS;EN ISO 17294-2	ICP-MS;EN ISO 17294-2
LC0015	M155B	ICP-MS;	ICP-MS;	ICP-MS;	ICP-MS;
LC0016	M155B	ICP-MS;	ICP-MS;	ICP-MS;	ICP-MS;
LC0017	M155B	ICP-MS;EN ISO 17294-2	ICP-MS;EN ISO 17294-2	ICP-MS;EN ISO 17294-2	ICP-MS;EN ISO 17294-2
LC0018	M155B	ICP-MS;EN ISO 17294-2	ICP-MS;EN ISO 17294-2	ICP-MS;EN ISO 17294-2	ICP-MS;EN ISO 17294-2
LC0019	M155B				
LC0020	M155B	ICP-MS;EN ISO 17294-2	ICP-MS;EN ISO 17294-2	ICP-MS;EN ISO 17294-2	ICP-MS;EN ISO 17294-2
LC0021	M155B	ICP-MS;	ICP-MS;	ICP-MS;	ICP-MS;
LC0022	M155B	ICP-MS ;TQ	ICP-MS ;TQ	ICP-MS ;TQ	ICP-MS ;TQ
LC0023	M155B				
LC0024	M155B	ICP-OES;EN ISO 11885			ICP-OES;EN ISO 11885
LC0025	M155B	ICP-MS;EN ISO 17294-2	ICP-MS;EN ISO 17294-2	ICP-MS;EN ISO 17294-2	ICP-MS;EN ISO 17294-2
LC0026	M155B	ICP-MS;	ICP-MS;	ICP-MS;	ICP-MS;
LC0027	M155B	ICP-MS;EN ISO 17294-2	ICP-MS;EN ISO 17294-2	ICP-MS;EN ISO 17294-2	ICP-MS;EN ISO 17294-2
LC0028	M155B	ICP-MS;EN ISO 17294-2	ICP-MS;EN ISO 17294-2	ICP-MS;EN ISO 17294-2	ICP-MS;EN ISO 17294-2



LabCode	Sample	Mercury
LC0001	M155B	ICP-MS;
LC0002	M155B	CV-AAS;EN 1483
LC0003	M155B	CV-AAS;EN ISO 12846
LC0004	M155B	
LC0005	M155B	ICP-MS;EN ISO 17294-2
LC0006	M155B	ICP-MS;EN ISO 17294-2
LC0007	M155B	ICP-MS;
LC0008	M155B	CV-AAS;
LC0009	M155B	CV-AAS;EN 1483
LC0010	M155B	CV-AAS;EN ISO 12846
LC0011	M155B	CV-AAS;EN ISO 12846
LC0012	M155B	
LC0013	M155B	CV-AAS;EN ISO 12846
LC0014	M155B	ICP-MS;EN ISO 17294-2
LC0015	M155B	ICP-MS;
LC0016	M155B	AFS;
LC0017	M155B	ICP-MS;EN ISO 17294-2
LC0018	M155B	CV-AAS;EN ISO 12846
LC0019	M155B	
LC0020	M155B	CV-AAS;EN ISO 12846
LC0021	M155B	ICP-MS;
LC0022	M155B	ICP-MS ;TQ
LC0023	M155B	
LC0024	M155B	
LC0025	M155B	CV-AAS;EN ISO 12846
LC0026	M155B	ICP-MS;
LC0027	M155B	ICP-MS;EN ISO 17294-2
LC0028	M155B	ICP-MS;EN ISO 17294-2