

Proficiency Testing Scheme für die Wasseranalytik - Realproben H109 Herbizide/Pestizide

Proficiency Testing Scheme for Water Analysis - natural water samples H109 Herbicides/Pesticides

BERICHT / REPORT

Probenversand / Sample dispatch: 23.02.2021

Ausgabe/Edition 1: 07.04.2021

Dieser Report umfasst 395 Seiten.
This report comprises 395 pages.



Anbieter der Eignungsprüfung / Provider of the proficiency test:

Anschrift / Address: Umweltbundesamt GmbH
Spittelauer Lände 5
1090 Vienna/Austria

E-Mail: ringversuche@umweltbundesamt.at

Tel: +43 (0) 1 31304 4334

Website deutsch: www.umweltbundesamt.at/ringversuche
www.imatest.at

Website english: <https://www.umweltbundesamt.at/en/proficiency-testing>
www.imatest.eu

Koordination und technische Leitung Eignungsprüfungen / coordinator and technical management:

Dipl.-Ing. Monika Denner

Verantwortlich für die Durchführung der Eignungsprüfungsrunde / Responsible for the implementation of this proficiency test:

Dipl.-Ing. Johannes Urteil, Martha Schmid MSc

Tel.: +43 (0) 1 31304 4334

Verantwortlich für die Freigabe des Berichts / Responsible for authorizing the report:

Dipl.-Ing. Monika Denner

Leitung Eignungsprüfungen für den Bereich chemische Analytik / Management for proficiency tests for chemical analysis

Inhaltsverzeichnis / Table of Contents

D1. Beschreibung des Ringversuchs.....	5
D1.1. Ausgestaltung und Durchführung	5
D1.2. Beschreibung der Prüfgegenstände.....	5
D1.3. Anweisungen für die Teilnehmer	6
D1.4. Kontrollanalytik zur Bewertung der Homogenität	6
D1.5. Trendtest zur Bewertung der Stabilität	6
D1.6. Ermittlung des zugewiesenen Wertes.....	7
D2. Kriterien der Leistungsbewertung	8
D2.1. Leistungskriterium z-Score.....	8
D2.2. Leistungskriterium E _n -Score	8
D2.3. Leistungsbewertung z-Score und E _n -Score	9
D3. Darstellung und Interpretation der Messergebnisse.....	9
D4. Anmerkungen zur Auswertung.....	10
D5. Erläuterung zu Tabellen und Grafiken	11
D5.1. Angaben und Abkürzungen in Tabellen	11
D5.2. Graphische Darstellung der Ergebnisse	14
D6. Zusammenfassung	17
D6.1. Tabelle der zugewiesenen Werte	17
D6.2. Zusammenfassung der ausreißerbereinigten Ringversuchsergebnisse ...	19
E1. Description of the proficiency test	21
E1.1. Design and implementation	21
E1.2. Description of the proficiency test items.....	21
E1.3. Instructions for the participants	22
E1.4. Control testing for homogeneity evaluation	22
E1.5. Trend test for stability evaluation	22
E1.6. Determination of the assigned values	23
E2. Criteria of performance evaluation	24
E2.1. Performance criterion z-Score	24
E2.2. Performance criterion E _n -Score	24
E2.3. Performance evaluation z-Score and E _n -Score.....	25
E3. Representation and interpretation of measurement results	25
E4. Explanatory notes	26

E5. Annotations on tables and charts	27
E5.1. Information and abbreviations in tables	27
E5.2. Graphical presentation of results	29
E6. Summary	32
E6.1. Table of assigned values	32
E6.2. Summary of results, after removal of outliers	34
E7. Parameterorientierte Auswertung / Parameter oriented report	36
E8. Labororientierte Auswertung / Laboratory oriented report	229
E9. Methodenübersicht / Overview of methods	384

D1. Beschreibung des Ringversuchs

D1.1. Ausgestaltung und Durchführung

- Anzahl der Anmeldungen: 26
- Anzahl der übermittelten Datensätze: 25
- Probenversand: 23.02.2021
- Einsendeschluss der Daten: 30.03.2021

Die Ergebnisabgabe erfolgte auf elektronischem Weg mittels passwortgeschützter Online-Dateneingabe. Beim Abschluss der Dateneingabe bestätigte der Teilnehmer die vollständige und korrekte Eingabe aller Daten und die Freigabe der Ergebnisse zur Auswertung.

Zur Anonymisierung der Ergebnisse wurde jedem Labor willkürlich ein Laborcode zugeteilt.

D1.2. Beschreibung der Prüfgegenstände

Die Probenahme von Grundwasser und Oberflächenwasser erfolgte am 19.02.2021. Das Probenmaterial umfasste:

- 1 Probe Grundwasser (H109 A)
- 1 Probe Oberflächenwasser (H109 B)

Alle Proben wurden bis zur weiteren Verarbeitung gekühlt gelagert (4 +/-3°C).

Das Abfüllen der Proben erfolgte nach Filtration (40 µm) unter ständigem Rühren (Rührkessel). Die o.a. Proben wurden zusätzlich mit einzelnen Substanzen im Rührkessel dotiert. Die Stabilisierung erfolgte durch Kühlung.

Die homogenen Prüfgegenstände wurden am 23.02.2021 verschickt.

Jedes Teilnehmerlabor erhielt:

- 2 Proben zu je 600 ml, abgefüllt in 2 x 300 ml Aluminium-Flaschen oder
- 2 Proben zu je 2000 ml, abgefüllt in 2 x 1000 ml Aluminium-Flaschen oder
- 2 Proben zu je 4000 ml, abgefüllt in 4 x 1000 ml Aluminium-Flaschen

D1.3. Anweisungen für die Teilnehmer

Aus Stabilitätsgründen wurde empfohlen bis spätestens 03.03.2021 mit den Analysen zu beginnen.

Den Teilnehmern stand die Wahl der Analysenmethode bzw. der verwendeten Norm frei, welche mit ihrem Routineverfahren übereinstimmen sollte. Eine Übersicht der angewendeten Methoden findet sich unter E9.

D1.4. Kontrollanalytik zur Bewertung der Homogenität

Im Zuge der Abfüllung wurden zu willkürlichen Zeitpunkten mehrere Aliquote pro Probe zur Kontrollanalytik entnommen.

Es wurden für die A- bzw. B-Probe jeweils n=5 Kontrollproben sowie n=1 undotierte Realprobe dem Labor zur Analyse übergeben.

Alle Parameter wurden in der Prüfstelle am Umweltbundesamt (Prüfstelle für Umwelt-, GVO- & Treibstoffanalytik) zeitnah zum Probenversand analysiert.

Im Zuge der Auswertung wurde die relative Standardabweichung zwischen den Kontrollprobenabfüllungen bewertet und mit der Vergleichsstandardabweichung beim aktuellen Ringversuch verglichen.

Die Ergebnisse der Kontrollanalytik sind in der parameterorientierten Auswertung (E.7.) in Form von Mittelwerten \pm Messunsicherheit als Kontrollwert (control test value) \pm U gelistet (jeweils angegeben als erweiterte Messunsicherheit, k=2).

D1.5. Trendtest zur Bewertung der Stabilität

Die Bewertung der Stabilität der Prüfgegenstände (Realproben) erfolgte auf Basis der Datenstatistik aus den vergangenen Runden für Realproben im Zeitraum 2013 bis 2019.

Um die ausreichende Stabilität der Prüfgegenstände der aktuellen Eignungsprüfungsrunde bis zum Abgabetermin zu überprüfen, wurde die Darstellung der Teilnehmerergebnisse nach Analysendatum ausgewertet und auf systematische Trends geprüft (unauffällig). Durch Darstellung der Teilnehmerergebnisse nach Abfüllreihenfolge wurde auf das Vorliegen möglicher systematischer Trends der Ergebnisse geprüft (unauffällig).

Aufgrund der bisherigen Erfahrungen und aufgrund der Bewertungsgrundlagen der aktuellen Eignungsprüfungsrunde gilt die Stabilität der Prüfgegenstände im empfohlenen Zeitraum für die Analyse bis zum Abgabeschluss als gewährleistet.

D1.6. Ermittlung des zugewiesenen Wertes

Die Ergebnisse der Analysen mussten spätestens bis zum 30.03.2021 beim Veranstalter vorliegen. Später eingehende Werte wurden nicht berücksichtigt.

Im Zuge der Plausibilitätsprüfung der Daten (z.B. Check korrekte Einheiten, Messunsicherheitsangabe, ...) wurden die Teilnehmer mit auffälligen Ergebnissen zum erneuten Datencheck der Eingabe und um Rückmeldung binnen 24 h aufgefordert.

Nach Abschluss der Plausibilitätsprüfung, wurde der Ausreißertest nach Hampel durchgeführt und die Ausreißer ermittelt. Die von diesem Test auffällig eingestuft Werte wurden in der Auswertung gekennzeichnet („H“). In begründeten Fällen, z.B. wenn der Ausreißertest nach Hampel nicht anwendbar ist (z.B. Ergebnisse liegen sehr eng beieinander oder überwiegend selber Zahlenwert bzw. bei wenig abgegebenen Daten mit sehr hoher Streuung), kann eine Ausreißereliminierung nach weiteren Kriterien erfolgen (z.B. Dean- und Dixon Test bzw. manuelle Ausreißerdefinition aufgrund Expertenbefund). Diese Vorgangsweise wird nach Anwendung unter Punkt D4 des Berichts dokumentiert.

Die weitere Auswertung erfolgte gemäß ISO 5725-2. Eine statistische Auswertung der Ringversuchsdaten erfolgte erst ab zumindest 6 gültigen, numerischen Ergebnissen pro Parameter. Ergebnisse kleiner Bestimmungs- oder Nachweisgrenze wurden bei den Berechnungen nicht berücksichtigt.

Der zugewiesene Wert wird im Normalfall jeweils als der ausreißerbereinigte Mittelwert über alle übermittelten Ergebnisse gebildet.

Bei sehr hohen Streuungen der Teilnehmerergebnisse von über 50 % oder bei mangelhafter Rückführbarkeit der statistischen Kenndaten aus den ausreißerbereinigten Ergebnissen der Teilnehmer auf den Mittelwert des Kontrolllabores bzw. einer zu geringen Anzahl an ausreißerbereinigten Ergebnissen über die Gruppe der akkreditierten Labore, kann die Situation auftreten, dass kein zugewiesener Wert für den aktuellen Ringversuch festgelegt werden kann und daher keine Bewertung der Teilnehmerergebnisse für diesen Parameter möglich ist. Ein entsprechender Hinweis wird im Bericht unter E7 bei der informativen Auswertung angebracht. Im Rahmen der internen Qualitätssicherung der Teilnehmer kann ein Vergleich mit den Ergebnissen des Kontrolllabors durchgeführt werden. Diese

Vorgehensweise wird bei Anwendung jeweils parameter- und probenbezogen unter Punkt D4 des Berichts dokumentiert.

D2. Kriterien der Leistungsbewertung

D2.1. Leistungskriterium z-Score

Als Basis zur Berechnung der Wiederfindungsraten sowie der z-Scores wurde der ausreißerbereinigte Mittelwert über alle übermittelten Ergebnisse herangezogen.

Die Ermittlung der z-Scores erfolgte gemäß nachfolgender Formel:

$$z - score = \frac{x_i - \bar{X}}{Kriterium}$$

Dabei ist:

x_i	Messergebnis des teilnehmenden Labors
\bar{X}	zugewiesener Wert Sollwert für die Leistungsbewertung der Teilnehmer (angegeben auf 3 signifikante Stellen); im Regelfall: ausreißerbereinigter Mittelwert der Teilnehmerergebnisse. Eine davon abweichende Vorgehensweise wird unter Punkt D4 des Berichts beschrieben.
<i>Kriterium</i>	Vergleichsstandardabweichung berechnet aus den Statistiken für reale Wasserproben der vorangegangenen Runden im Zeitraum 2013 bis 2019 (RSDpooled) bzw. aus den ausreißerbereinigten Teilnehmerergebnissen (sR) des aktuellen Ringversuchs (falls noch weniger als 6 vorangegangene Runden für A und B-Proben vorlagen). In begründeten Fällen (z.B. Ergebnisse Realproben nahe an Mindestbestimmungsgrenze oder regulatorischer Vorgaben) erfolgt die Festlegung nach Expertenbefund und die Vorgangsweise wird unter Punkt D4 des Berichts beschrieben.

D2.2. Leistungskriterium E_n-Score

Für die realen Wasserproben erfolgen seit 2019 zusätzliche Bewertungen unter Einbeziehung der erweiterten Messunsicherheiten der Teilnehmer und der erweiterten Messunsicherheit des zugewiesenen Wertes, gemäß E_n-Score. Diese Auswertungen werden für die Teilnehmer im Bericht unter Punkt E8, jeweils im Anschluss an die z-Score Auswertung dargestellt.

Die Ermittlung der E_n-Scores erfolgte gemäß nachfolgender Formel:

$$E_n - score = \frac{x_i - \bar{X}}{\sqrt{U(x_i)^2 + U(\bar{X})^2}}$$

Dabei ist:

x_i	Messergebnis des teilnehmenden Labors
\bar{X}	zugewiesener Wert Sollwert für die Leistungsbewertung der Teilnehmer (angegeben auf 3 signifikante Stellen); im Regelfall: ausreißerbereinigter Mittelwert der Teilnehmerergebnisse. Eine davon abweichende Vorgehensweise wird unter Punkt D4 des Berichts beschrieben.
$U(x_i)$	erweiterte Messunsicherheit des Messergebnisses (Teilnehmerergebnis), $k=2$
$U(\bar{X})$	erweiterte Messunsicherheit des zugewiesenen Wertes, $k=2$

D2.3. Leistungsbewertung z-Score und E_n-Score

Interpretation der z-Scores:

- $|z\text{-Score}| \leq 2.0$ Ergebnis gut
- $2.0 < |z\text{-Score}| < 3.0$ Ergebnis fragwürdig
- $|z\text{-Score}| \geq 3.0$ Ergebnis nicht zufriedenstellend

Hinweis: Bei der Bewertung mittels z-Score wird die Messunsicherheit der Teilnehmer nicht mitberücksichtigt. Der Vergleich der Abweichung zum zugewiesenen Wert erfolgt über das Kriterium.

Interpretation der E_n-Scores:

- $|E_n\text{-Score}| \leq 1.0$ zufriedenstellende Leistung
- $|E_n\text{-Score}| > 1.0$ nicht zufriedenstellende Leistung

Hinweis: Bei der Bewertung mittels E_n-Score erfolgt die Berücksichtigung der erweiterten Messunsicherheiten der Teilnehmer und des zugewiesenen Wertes. $|E_n\text{-Score}| > 1.0$ können darauf hinweisen, dass die Unsicherheitsschätzungen überprüft oder ein Messproblem korrigiert werden muss.

D3. Darstellung und Interpretation der Messergebnisse

In der parameterorientierten Auswertung ist eine tabellarische Übersicht mit den Messergebnissen inklusive der Unsicherheit ($\pm U$), der Wiederfindung zum zugewiesenen Wert und dem berechneten z-Score dargestellt. Weiterhin werden unter

Anmerkungen die Ausreißer gekennzeichnet. Die in der Tabelle angeführten Ergebnisse werden auch grafisch dargestellt.

In der labororientierten Auswertung werden pro Labor in anonymisierter Form die Ergebnisse der einzelnen Labore als Messergebnis $\pm U$ sowie die Wiederfindungen und die ermittelten z-Scores bezugnehmend auf das Kriterium dargestellt. Weiters werden die E_n -Scores unter Berücksichtigung der erweiterten Unsicherheiten in unabhängigen Tabellen ausgegeben. Die labororientierten Auswertungen enthalten jeweils die Bewertungsgrundlagen wie zugewiesener Wert samt erweiterter Messunsicherheit sowie das Kriterium.

Eine Erläuterung zu den Tabellen und Grafiken kann Punkt D.5. entnommen werden.

D4. Anmerkungen zur Auswertung

Wie unter Punkt D2 ersichtlich, können die z-Scores auch unter Einbeziehung der Vergleichsstandardabweichung der ausreißerbereinigten Teilnehmerergebnisse des aktuellen Ringversuchs berechnet werden. Das kann zur Folge haben, dass es bei Parametern mit hoher Ergebnisstreuung dazu kommen kann, dass der Bereich z-Score - 2 bis z-Score + 2 einen ungewöhnlich hohen Wiederfindungsbereich abdeckt. Umgekehrt führt eine sehr geringe Streuung der Teilnehmerergebnisse dazu, dass z-Score - 2 bis z-Score + 2 einen ungewöhnlich kleinen Wiederfindungsbereich abdeckt.

Die Wiederfindungsrate wird unabhängig von der Streuung der Ergebnisse, als prozentuelle Abweichung vom zugewiesenen Wert berechnet und sollte bei der Bewertung von Ergebnissen im Rahmen des internen Qualitätsmanagementsystems der teilnehmenden Labore berücksichtigt werden.

Als Ergebnis einer Langzeitauswertung über aktuell 7 Eignungsprüfungsrunden (2013 - 2019) in Realproben wurden Kriterien (RSDpool) zur Ergebnisbewertung berechnet. Diese wurden im Zuge der Auswertung den relativen Vergleichsstandardabweichungen (vR) des aktuellen Ringversuchs gegenübergestellt.

Parameter 2,6-Dichlorbenzamid, Atrazin-desethyl, Bromacil, Chloridazon-desphenyl und Nicosulfuron bei Probe H109 A und Parameter Bromacil und Dimethenamid bei Probe H109 B: Die auf Basis der Teilnehmerergebnisse berechneten Sollwerte lagen außerhalb der Messunsicherheit des Kontrollwertes und es ist über das Kontrolllabor keine Rückführbarkeit möglich. Der zugewiesene Wert wurde daher über die ausreißerbereinigten Mittelwerte aus der Gruppe der akkreditierten Teilnehmer berechnet.

Parameter Atrazin-desethyl-desisopropyl: Für diesen Parameter wurde die aus der aktuellen Ringversuchsrunde ermittelten relative Vergleichsstandardabweichungen

(vR) von 23 % für Probe H109 A und 25 % für Probe H109 B für die Bewertung herangezogen.

Parameter Nicosulfuron bei Probe H109 B: Die auf Basis der Teilnehmerergebnisse berechneten Sollwerte lagen außerhalb der Messunsicherheit des Kontrollwertes und es ist über das Kontrolllabor keine Rückführbarkeit möglich. Bei diesem Parameter gab es nicht ausreichend akkreditierte Teilnehmerergebnisse ($n < 6$) um einen zugewiesenen Wert zu berechnen.

Parameter Chloridazon-methyl-desphenyl bei Probe H109 B: Aufgrund des geringen Gehaltes in der Probe (unter $0,03 \mu\text{g/l}$) konnte kein zugewiesener Wert definiert werden und der Parameter wird nicht zur Bewertung herangezogen. Zur Information wird der berechnete Mittelwert über die Gruppe der akkreditierten Teilnehmerlabore ohne Hampelausreißer angegeben (inkl. angepasstem Kriterium von 26 %, da Konzentration unter unterer Grenze von $0,03 \mu\text{g/l}$). Hinweis: Die graphische Darstellung des ermittelten z-Scores und des E_n -Scores für Chloridazon-methyl-desphenyl dient zur Information (siehe labororientierte Auswertung).

D5. Erläuterung zu Tabellen und Grafiken

D5.1. Angaben und Abkürzungen in Tabellen

Parameter	Allgemeine Bezeichnung des Analysenparameters
Probe	Bezeichnung der übermittelten Probe
Einheit	Vorgegebene Einheit für Messwert und Ergebnisunsicherheit (z.B. $\mu\text{g/l}$)
Zugewiesener Wert	Sollwert für die Leistungsbewertung der Teilnehmer (angegeben auf 3 signifikante Stellen)
U (k=2)	erweiterte Unsicherheit (k=2) des zugewiesenen Wertes, (angegeben auf 3 signifikante Stellen)
Kriterium	Vorgabewert zur Ermittlung des z-Scores in der angegebenen Einheit (angegeben auf 3 signifikante Stellen)
Kriterium [%]	Vorgabewert zur Ermittlung des z-Scores in % des zugewiesenen Wertes (angegeben auf 2 signifikante Stellen)
Mittelwert	Ausreißerbereinigter Mittelwert über die Teilnehmerergebnisse (angegeben auf 3 signifikante Stellen)
VB (99%)	99% Vertrauensbereich (angegeben auf 3 signifikante Stellen)

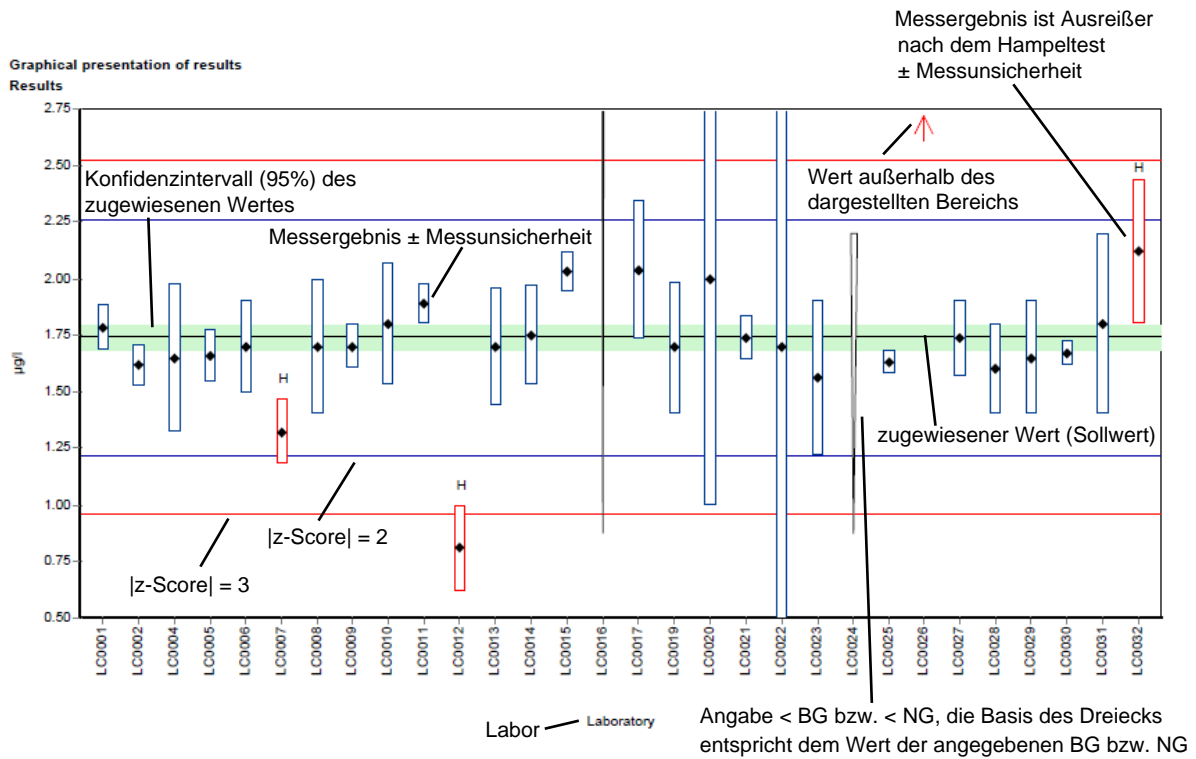
Minimum	Minimales abgegebenes Messergebnis, ausreißerbereinigt (angegeben auf 3 signifikante Stellen)
Maximum	Maximales abgegebenes Messergebnis, ausreißerbereinigt (angegeben auf 3 signifikante Stellen)
sR	Vergleichsstandardabweichung, berechnet aus den ausreißerbereinigten Teilnehmerergebnissen des aktuellen Ringversuchs (angegeben auf 3 signifikante Stellen)
vR	relative Vergleichsstandardabweichung in %, berechnet aus den ausreißerbereinigten Teilnehmerergebnissen des aktuellen Ringversuchs bezogen auf den Mittelwert (angegeben auf 2 signifikante Stellen)
Kontrollwert \pm U (k=2)	Mittelwert der Kontrollmessungen des Veranstalters \pm erweiterte Ergebnisunsicherheit des Kontrollwertes (jeweils angegeben auf 3 signifikante Stellen)
Laborcode	anonymisierte, eindeutige Teilnehmerkennung im jeweiligen Ringversuch
Messwert	einzelne(r) Messwert(e) lt. Teilnehmerangabe (maximal 5 Nachkommastellen dargestellt)
Messergebnis	Für die Bewertung herangezogenes Ergebnis lt. Teilnehmerangabe (maximal 5 Nachkommastellen dargestellt). Bei Eignungsprüfungsrunden mit Vorgabe von unabhängigen Mehrfachbestimmungen, entspricht dies dem berechneten Mittelwert aus den einzelnen Messwerten der Teilnehmer.
\pm U	kombinierte Messunsicherheit ohne Erweiterungsfaktor (k=1) lt. Teilnehmerangabe (maximal 5 Nachkommastellen dargestellt)
BG	Bestimmungsgrenze
NG	Nachweisgrenze
WF	Wiederfindungsrate in %, bezogen auf den zugewiesenen Wert (angegeben auf 3 signifikante Stellen, dargestellt maximal 1 Nachkommastelle)
MW	Mittelwert
z-Score	Abweichung des Messergebnisses zum zugewiesenen Wert, ausgedrückt als Vielfaches des Kriteriums (angegeben auf 3 signifikante Stellen, dargestellt maximal 2 Nachkommastellen)
E _n -Score	Abweichung des Messergebnisses zum zugewiesenen Wert, ausgedrückt als Vielfaches der kombinierten Messunsicherheiten, bestehend aus erweiterter Unsicherheit des zugewiesenen Wertes und der

	erweiterten Unsicherheit der Messergebnisse der Teilnehmer (angegeben auf 3 signifikante Stellen, dargestellt maximal 2 Nachkommastellen). Beim E_n -Score erfolgt die Berücksichtigung der Messunsicherheit der Teilnehmer.
-	Keine Daten übermittelt bzw. keine Berechnung möglich
Anmerkungen	Anmerkungen zum jeweiligen Messergebnis (z.B. H, FN, FP)
H	Ausreißer nach dem Hampel-Test
FN	Falsch negativ – Messergebnis kleiner Bestimmungsbzw. Nachweisgrenze dessen Betrag die Bedingungen eines Ausreißers nach dem Hampeltest erfüllt.
FP	Falsch positiv – Falls aufgrund des geringen Analytgehalts kein zugewiesener Wert ermittelt werden kann ($n < 6$), wird der Median der Beträge der übermittelten Nachweis- bzw. Bestimmungsgrenzen ermittelt. Als falsch positiv wird ein Messergebnis bewertet, welches diesen Median um mehr als 100 % übersteigt.
Standardabweichung	Vergleichsstandardabweichung berechnet aus den Teilnehmerergebnissen des aktuellen Ringversuchs (angegeben auf 3 signifikante Stellen)
rel. Standardabweichung	relative Vergleichsstandardabweichung in %, berechnet aus den Teilnehmerergebnissen des aktuellen Ringversuchs bezogen auf den Mittelwert (angegeben auf 3 signifikante Stellen)
n	Anzahl der Messergebnisse

D5.2. Graphische Darstellung der Ergebnisse

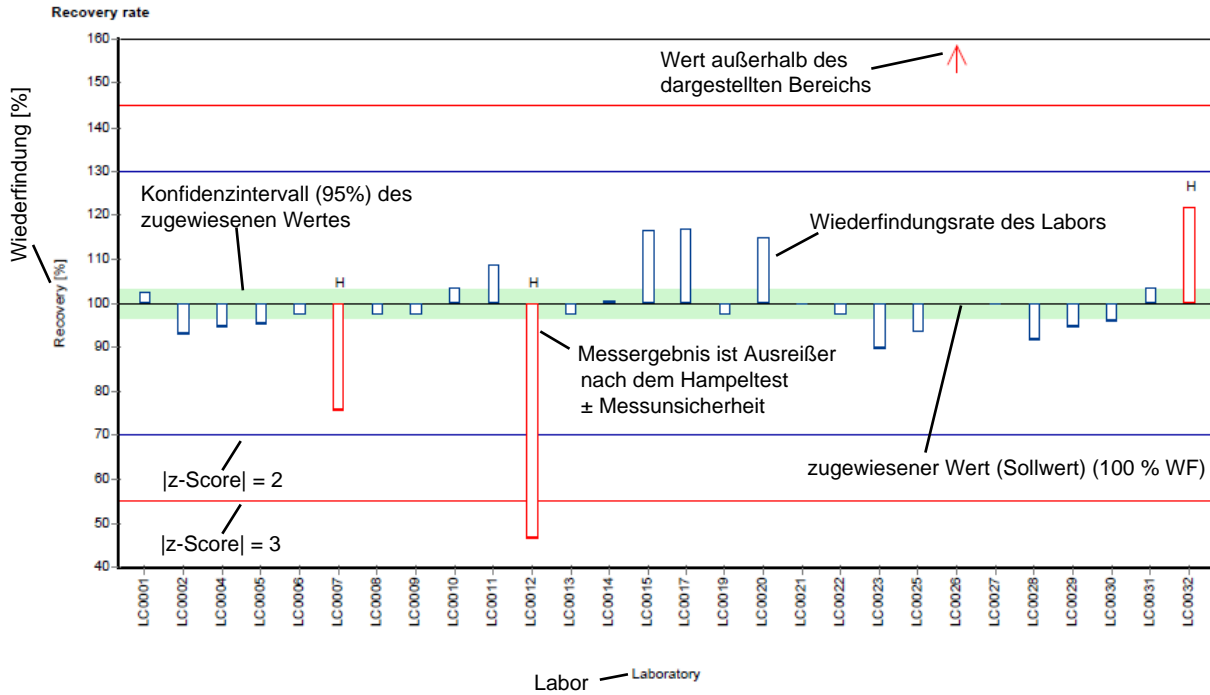
Nachfolgend wird die graphische Darstellung anhand von kommentierten Beispieldiagrammen erläutert.

Beispieldiagramm: Messwerte



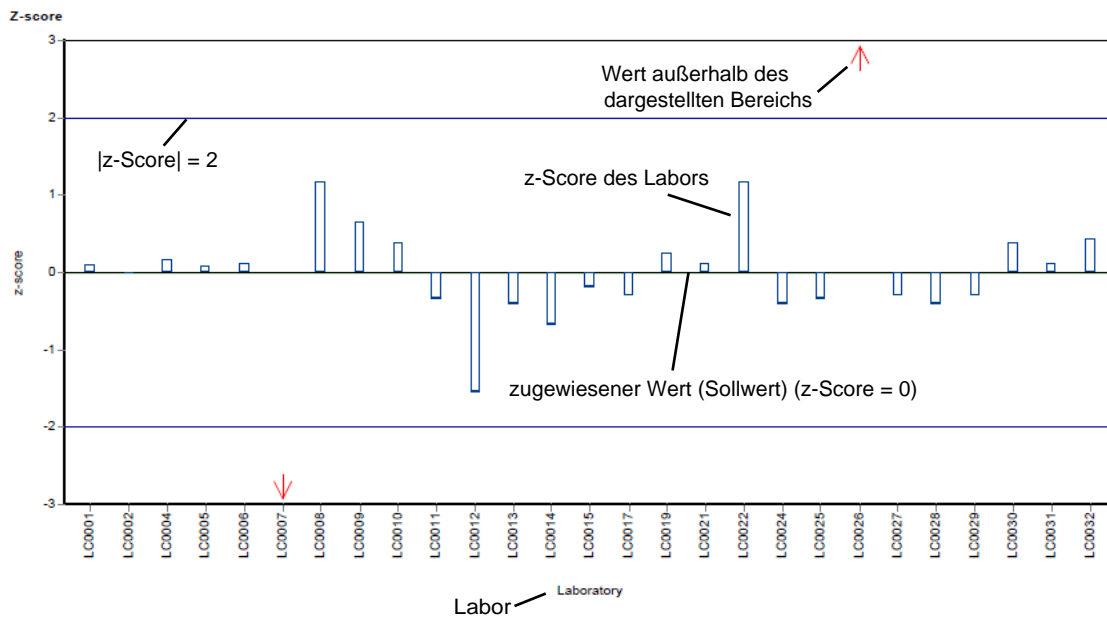
Unterschiedliche Analysenmethoden werden mit unterschiedlichen Farben kenntlich gemacht.

Beispieldiagramm: Wiederfindung zum zugewiesenen Wert



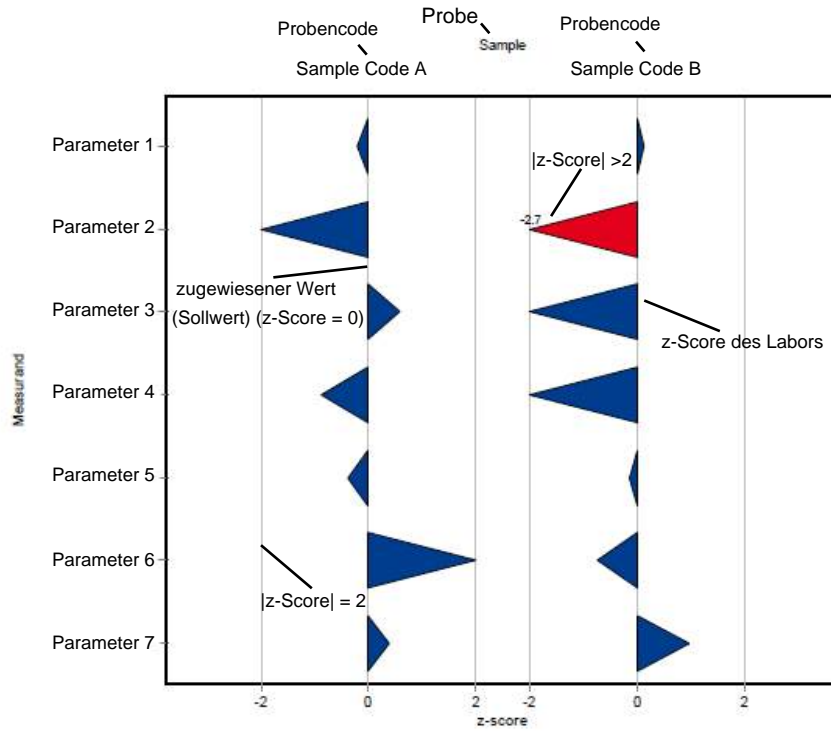
Unterschiedliche Analysemethoden werden mit unterschiedlichen Farben kenntlich gemacht.

Beispieldiagramm: z-Score

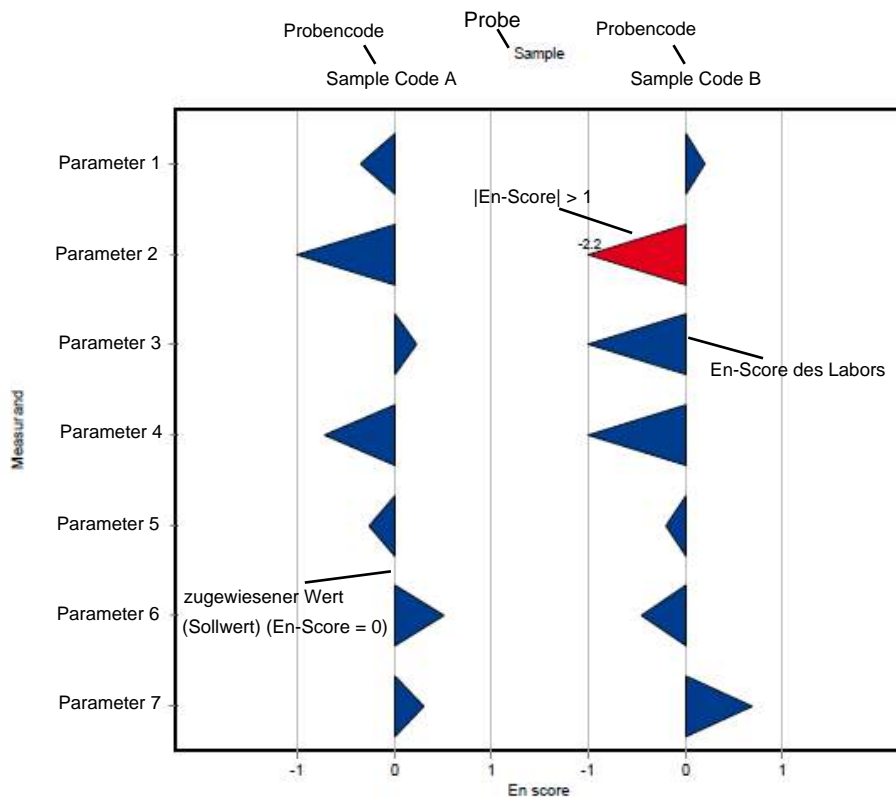


Unterschiedliche Analysemethoden werden mit unterschiedlichen Farben kenntlich gemacht.

Beispieldiagramm: z-Score (labororientierte Auswertung)



Beispieldiagramm: En-Score (labororientierte Auswertung)



D6. Zusammenfassung

D6.1. Tabelle der zugewiesenen Werte

Parameter	Probe	Einheit	zugewiesener Wert	±	U (k=2)	Kriterium	Kriterium [%]
2,6-Dichlorbenzamid	H109 A	µg/l	1.04	±	0.0504	0.156	15
	H109 B	µg/l	0.42	±	0.023	0.063	15
Alachlor	H109 A	µg/l	1.18	±	0.0434	0.141	12
	H109 B	µg/l	0.561	±	0.015	0.0673	12
Atrazin	H109 A	µg/l	0.502	±	0.0167	0.0552	11
	H109 B	µg/l	0.943	±	0.0251	0.104	11
Atrazin-Desethyl	H109 A	µg/l	1.31	±	0.0533	0.157	12
	H109 B	µg/l	0.332	±	0.0122	0.0398	12
Atrazin-Desethyl-Desisopropyl	H109 A	µg/l	1.28	±	0.21	0.293	23
	H109 B	µg/l	0.355	±	0.0626	0.0888	25
Atrazin-Desisopropyl	H109 A	µg/l	1	±	0.0449	0.141	14
	H109 B	µg/l	0.485	±	0.0152	0.0679	14
Bromacil	H109 A	µg/l	0.637	±	0.0196	0.0892	14
	H109 B	µg/l	0.524	±	0.0207	0.0734	14
Chloridazon	H109 A	µg/l	0.547	±	0.0215	0.0712	13
	H109 B	µg/l	0.808	±	0.0288	0.105	13
Chloridazon-Desphenyl	H109 A	µg/l	0.278	±	0.00853	0.0305	11
	H109 B	µg/l	0.378	±	0.00679	0.0416	11
Chloridazon-Methyl-Desphenyl	H109 A	µg/l	0.123	±	0.00511	0.016	13
	H109 B	µg/l	0.0237*	±	0.00262	-	-
Clopyralid	H109 A	µg/l	0.266	±	0.038	0.0904	34
	H109 B	µg/l	0.4	±	0.0493	0.136	34
Cyanazin	H109 A	µg/l	0.316	±	0.0129	0.0442	14
	H109 B	µg/l	0.545	±	0.0223	0.0763	14
Dimethenamid	H109 A	µg/l	0.633	±	0.0185	0.0627	9.9
	H109 B	µg/l	0.933	±	0.0354	0.0924	9.9
Diuron	H109 A	µg/l	0.3	±	0.0138	0.0391	13
	H109 B	µg/l	0.541	±	0.0313	0.0703	13
Metolachlor	H109 A	µg/l	0.809	±	0.0215	0.121	15
	H109 B	µg/l	0.296	±	0.00727	0.0444	15
N,N-Dimethylsulfamid (DMS)	H109 A	µg/l	0.319	±	0.0287	0.0478	15
	H109 B	µg/l	0.514	±	0.0272	0.0771	15
Nicosulfuron	H109 A	µg/l	0.422	±	0.0834	0.156	37
	H109 B	µg/l	0.177*	±	0.0155	-	-
Prometryn	H109 A	µg/l	0.411	±	0.0119	0.0535	13
	H109 B	µg/l	0.707	±	0.0368	0.0919	13
Propazin	H109 A	µg/l	0.49	±	0.0145	0.0636	13
	H109 B	µg/l	0.957	±	0.0289	0.124	13
Sebuthylazin	H109 A	µg/l	0.865	±	0.0278	0.0804	9.3
	H109 B	µg/l	0.269	±	0.00748	0.025	9.3
Simazin	H109 A	µg/l	0.225	±	0.00929	0.0247	11
	H109 B	µg/l	0.215	±	0.00823	0.0236	11
Terbutylazin	H109 A	µg/l	0.202	±	0.00656	0.0222	11
	H109 B	µg/l	0.354	±	0.0123	0.039	11
Terbutylazin-Desethyl	H109 A	µg/l	0.839	±	0.038	0.0923	11
	H109 B	µg/l	0.248	±	0.00902	0.0273	11
Terbutryn	H109 A	µg/l	1.09	±	0.0266	0.109	10

Parameter	Probe	Einheit	zugewiesener Wert	±	U (k=2)	Kriterium	Kriterium [%]
Terbutryn	H109 B	µg/l	1.23	±	0.0554	0.123	10

*keine Bewertung möglich, nähere Details können dem Bericht zu diesem Ringversuch entnommen werden

D6.2. Zusammenfassung der ausreißerbereinigten Ringversuchsergebnisse

Parameter	Probe	Anzahl Labors für Berechnung	Anzahl Ausreißer Labors	Einheit	Mittelwert	± VB (99%)	Minimum	Maximum	sR	vR [%]
2,6-Dichlorbenzamid	H109 A	18	2	µg/l	1.03	± 0.0697	0.828	1.17	0.0986	9.6
	H109 B	20	0	µg/l	0.42	± 0.0344	0.286	0.494	0.0513	12
Alachlor	H109 A	15	0	µg/l	1.18	± 0.0651	1.05	1.37	0.0841	7.2
	H109 B	15	0	µg/l	0.561	± 0.0225	0.518	0.619	0.0291	5.2
Atrazin	H109 A	24	0	µg/l	0.502	± 0.025	0.39	0.592	0.0408	8.1
	H109 B	24	0	µg/l	0.943	± 0.0377	0.779	1.05	0.0615	6.5
Atrazin-Desethyl	H109 A	23	0	µg/l	1.3	± 0.0671	1.1	1.53	0.107	8.3
	H109 B	23	0	µg/l	0.332	± 0.0183	0.282	0.408	0.0293	8.8
Atrazin-Desethyl-Desisopropyl	H109 A	8	0	µg/l	1.28	± 0.316	0.745	1.67	0.298	23
	H109 B	8	0	µg/l	0.355	± 0.094	0.205	0.475	0.0886	25
Atrazin-Desisopropyl	H109 A	21	0	µg/l	1	± 0.0674	0.825	1.24	0.103	10
	H109 B	21	0	µg/l	0.485	± 0.0228	0.421	0.55	0.0348	7.2
Bromacil	H109 A	14	0	µg/l	0.634	± 0.0242	0.578	0.69	0.0302	4.8
	H109 B	14	0	µg/l	0.528	± 0.0241	0.473	0.569	0.03	5.7
Chloridazon	H109 A	20	1	µg/l	0.547	± 0.0322	0.419	0.618	0.048	8.8
	H109 B	20	1	µg/l	0.808	± 0.0432	0.626	0.9	0.0645	8
Chloridazon-Desphenyl	H109 A	14	1	µg/l	0.274	± 0.0212	0.206	0.322	0.0264	9.6
	H109 B	13	2	µg/l	0.378	± 0.0102	0.359	0.4	0.0122	3.2
Chloridazon-Methyl-Desphenyl	H109 A	14	1	µg/l	0.123	± 0.00766	0.103	0.141	0.00956	7.8
	H109 B	11	1	µg/l	0.0233	± 0.00281	0.0189	0.029	0.00311	13
Clopyralid	H109 A	6	1	µg/l	0.266	± 0.0571	0.23	0.355	0.0466	18
	H109 B	7	0	µg/l	0.4	± 0.0739	0.338	0.525	0.0652	16
Cyanazin	H109 A	14	2	µg/l	0.316	± 0.0193	0.279	0.354	0.0241	7.6
	H109 B	14	2	µg/l	0.545	± 0.0334	0.48	0.616	0.0416	7.6
Dimethenamid	H109 A	14	1	µg/l	0.633	± 0.0277	0.573	0.701	0.0346	5.5
	H109 B	15	0	µg/l	0.925	± 0.0354	0.876	1.04	0.0457	4.9

Parameter	Probe	Anzahl Labors für Berechnung	Anzahl Ausreißer Labors	Einheit	Mittelwert	± VB (99%)	Minimum	Maximum	sR	vR [%]
Diuron	H109 A	22	1	µg/l	0.3	± 0.0207	0.226	0.361	0.0324	11
	H109 B	22	1	µg/l	0.541	± 0.047	0.37	0.668	0.0734	14
Metolachlor	H109 A	21	1	µg/l	0.809	± 0.0322	0.746	0.922	0.0492	6.1
	H109 B	20	2	µg/l	0.296	± 0.0109	0.261	0.325	0.0162	5.5
N,N-Dimethylsulfamid (DMS)	H109 A	10	0	µg/l	0.319	± 0.0431	0.219	0.39	0.0454	14
	H109 B	9	1	µg/l	0.514	± 0.0407	0.453	0.584	0.0407	7.9
Nicosulfuron	H109 A	11	0	µg/l	0.444	± 0.0839	0.34	0.623	0.0927	21
	H109 B	11	0	µg/l	0.209	± 0.0403	0.152	0.293	0.0446	21
Prometryn	H109 A	14	3	µg/l	0.411	± 0.0179	0.372	0.448	0.0223	5.4
	H109 B	16	1	µg/l	0.707	± 0.0553	0.53	0.837	0.0737	10
Propazin	H109 A	21	0	µg/l	0.49	± 0.0218	0.441	0.563	0.0333	6.8
	H109 B	21	0	µg/l	0.957	± 0.0434	0.826	1.1	0.0662	6.9
Sebuthylazin	H109 A	14	0	µg/l	0.865	± 0.0416	0.8	0.959	0.0519	6
	H109 B	13	1	µg/l	0.269	± 0.0112	0.25	0.288	0.0135	5
Simazin	H109 A	22	3	µg/l	0.225	± 0.0139	0.173	0.275	0.0218	9.7
	H109 B	23	2	µg/l	0.215	± 0.0123	0.167	0.256	0.0197	9.2
Terbuthylazin	H109 A	22	2	µg/l	0.202	± 0.00984	0.175	0.24	0.0154	7.6
	H109 B	23	1	µg/l	0.354	± 0.0184	0.292	0.435	0.0294	8.3
Terbuthylazin-Desethyl	H109 A	21	0	µg/l	0.839	± 0.057	0.621	1.05	0.087	10
	H109 B	19	2	µg/l	0.248	± 0.0135	0.215	0.293	0.0196	7.9
Terbutryn	H109 A	19	0	µg/l	1.09	± 0.04	0.986	1.19	0.0581	5.3
	H109 B	18	1	µg/l	1.23	± 0.083	0.911	1.4	0.117	9.6

E1. Description of the proficiency test

E1.1. Design and implementation

- Number of registrations: 26
- Number of submitted data records: 25
- Dispatch of samples: 23rd February 2021
- Closing date for submission of data: 30th March 2021

The results were submitted electronically by a password-protected online data entry. Upon completion of the data entry, the participant confirmed the complete and correct entry of all data and the authorization of the results for evaluation.

To anonymize results, each laboratory was given a laboratory code on a random basis.

E1.2. Description of the proficiency test items

The sampling of ground water and surface water was carried out on 19th February 2021. The following samples were made available

- 1 sample ground water (H109 A)
- 1 sample surface water (H109 B)

Both samples were stored at 4 +/- 3°C until further processing. The samples were filtered (40 µm) and partly spiked with specific substances in the stirring vessel.

The samples were filled into bottles under continuous stirring (stirring vessel) and stabilized by cooling.

The homogeneous proficiency test items were dispatched on 23rd February 2021.

Each participant received:

- 2 samples (each 600 ml), filled in 2 x 300 ml aluminium bottles or
- 2 samples (each 2000 ml), filled in 2 x 1000 ml aluminium bottles or
- 2 samples (each 4000 ml), filled in 4 x 1000 ml aluminium bottles.

E1.3. Instructions for the participants

For reasons of stability, it was recommended to start the analysis by the 03rd March 2021 at the latest.

The participants are expected to use the test method or measurement method of their choice, which should be consistent with their routine procedures. In E9. you will find the overview of applied methods in course of the proficiency testing.

E1.4. Control testing for homogeneity evaluation

During filling of the bottles, aliquots of each sample were collected randomly for control testing. From each of the samples A and B, n=5 control test samples and n=1 unspiked real water sample were transferred to the laboratory for control testing.

All parameters were analysed in the testing laboratory at Environment Agency Austria (Prüfstelle für Umwelt-, GVO- & Treibstoffanalytik) close to the time of sample dispatch.

During evaluation the relative standard deviation between the individual results of the control test samples was assessed for each parameter by comparison with the reproducibility standard deviation of the actual proficiency test.

In the parameter-oriented evaluation (E.7.), the results of the control testing are given in the form of arithmetic means of the detected concentrations \pm expanded measurement uncertainty as control test value \pm U (expanded uncertainty, k=2).

E1.5. Trend test for stability evaluation

The evaluation of stability of the proficiency test items was performed using the data statistics of the results of previous proficiency testing rounds for real water samples of the period from 2013 to 2019.

The assessment of the stability of the proficiency test items of the current round was carried out by evaluation of all participant results sorted by analysis date (until submission deadline): No systematic trends were identified.

Using all participants results, it was furthermore tested if systematic trends could be detected depending on the order in which the bottles were filled for the proficiency test: No systematic trends could be identified.

According to data obtained from previous rounds for real water samples from 2013 to 2019 and based on the trend test evaluation of the current round, the stability of the

test items for proficiency testing of real water samples can be confirmed for the recommended analysis period until deadline for submission of data.

E1.6. Determination of the assigned values

The analytical results had to be made available to the organiser not later than 30th March 2021. Any values received at a later date were not considered.

In the course of the plausibility assessment of all received data (e.g. check for correct units, indication of measurement uncertainty, ...) the participants with noticeable results were asked to perform a subsequent data check and to give a prompt feedback within 24 h.

After plausibility assessment an outlier test according to Hampel was performed to identify outliers. Values identified as conspicuous are marked specifically in the parameter-oriented evaluation ('H').

In justified cases, for instance, when the outlier test according to Hampel is not applicable (e.g. many similar or identical results of the participants or in case of a very limited number of highly scattering results) a different outlier identification method can be applied (e.g. Dean and Dixon outlier test or manual outlier elimination by expert judgement). In such a case, this procedure is documented in section E4 of the report.

Further data evaluation was performed in accordance with ISO 5725-2. A statistical evaluation of proficiency testing data was only carried out if at least 6 valid results per parameter were available. Results < LOQ or < LOD are not included in the calculation for the assigned value.

The assigned values are normally calculated as the mean over all submitted results, after removal of outliers.

For real water samples in some exceptional cases it might occur, that no assigned value based on participants' results can be calculated and no evaluation of the participants results can be made. E.g. due to large variations in the participant results ($vR > 50\%$) and/or insufficient traceability of the calculated mean of all participants after outlier-clearing to the mean of control testing or if the number of results (without outliers) of the group of accredited testing laboratories is too low.

In this case, a clear statement in section E7 of the report is made and all provided statistical data are for information only. In section E4 further information is given, when applicable, for each parameter and proficiency test item. In course of the internal quality measures, the participants can compare their results with the control test values.

E2. Criteria of performance evaluation

E2.1. Performance criterion z-Score

The adjusted average value (after removal of outliers) for all submitted results was used as a basis for the calculation of recovery rates and z-scores.

z-Scores were calculated on the basis of the following formula:

$$z - score = \frac{x_i - \bar{X}}{Criteria}$$

In this context,

x_i	is the measurement value (result) of the participating laboratory;
\bar{X}	assigned value the target value for the assessment of the performance of the participants (3 significant digits), normally the average value of the participants' results after removal of outliers; if this approach is not applicable, the target value is assigned according to the procedure given in section E4
Criteria	is the reproducibility standard deviation calculated from previous rounds for proficiency testing for real water samples from 2013 to 2019 (as RSD pooled) or from the participants' results after removal of outliers (sR) in the current round (if less than 6 previous rounds for the parameters of real water samples A and B are available). Where justified (e.g. results for real water samples are close to minimum quantification limit or in case of regulatory requirements) the criteria is defined by expert judgement and the procedure is clearly described in section E4 of the report.

E2.2. Performance criterion E_n-Score

Since 2019 additional assessment of the participants' results using E_n-Scores for proficiency testing of real water samples is performed. This additional assessment takes into account the expanded measurement uncertainties of the participants results and the expanded uncertainty of the assigned value and is provided in the laboratory oriented part of the report (see E8 after the z-scores evaluation).

E_n-Scores were calculated on the basis of the following formula:

$$E_n - score = \frac{x_i - \bar{X}}{\sqrt{U(x_i)^2 + U(\bar{X})^2}}$$

In this context,

x_i	is the measurement value (result) of the participating laboratory
\bar{X}	assigned value the target value for the assessment of the performance of the participants (3 significant digits), normally the average value of the participants' results after removal of outliers; if this approach is not applicable, the target value is assigned according to the procedure given in section E4
$U(x_i)$	expanded measurement uncertainty for the result of the participating laboratory, $k=2$
$U(\bar{X})$	expanded measurement uncertainty for the assigned value, $k=2$

E2.3. Performance evaluation z-Score and E_n -Score

Interpretation of z-Scores:

- $|z\text{-Score}| \leq 2.0$ good result
- $2.0 < |z\text{-Score}| < 3.0$ questionable result
- $|z\text{-Score}| \geq 3.0$ unsatisfactory result

Note: In case of assessment of the participants' performance by z-scores the measurement uncertainty of the participants' results is not taken into account. The difference between result of participants and the assigned value is evaluated by the criteria.

Interpretation of E_n -Scores:

- $|E_n\text{-Score}| \leq 1.0$ satisfactory performance
- $|E_n\text{-Score}| > 1.0$ unsatisfactory performance

Note: In case of assessment of the participants' performance by E_n -Scores the expanded measurement uncertainties for the results and for the assigned values are taken into account. $|E_n\text{-Score}| > 1.0$ might indicate to check the measurement uncertainty estimation or might point out to correct a measurement problem.

E3. Representation and interpretation of measurement results

The parameter-oriented report provides the measurement values (results) including uncertainty ($\pm U$), recovery rate, calculated z-Score and the outliers in tabular form. The results listed in the table are also represented graphically.

The laboratory oriented report shows the results of the individual laboratories (anonymous), including the measurement uncertainty ($\pm U$), recovery rates, z-Scores and additionally evaluation of E_n -Scores on separate pages.

The tables also contain the basis for the data assessment as the assigned values and expanded measurement uncertainties and the criteria.

An annotation of the tables and graphics is given in section E.5.

E4. Explanatory notes

As explained in section E2, the z-Score can also be calculated using the reproducibility standard deviation, calculated from the participants' results (after removal of outliers) in the relevant test round. It might occur that the z-Score between -2 and 2 covers a large range of measurement values when the variance of the results is high. On the other hand, the range of good results can be very narrow, when the variation of the participants' results is small.

The recovery rate is calculated for the individual result based on the assigned value and is thus independent of the reproducibility standard deviation. In the case of a high variance of the results, participants should also consider recovery rates as additional criteria to decide on the necessity of internal quality assurance measures.

As a result of a long-term evaluation of 7 proficiency testing rounds (2013 - 2019) in real samples, evaluation criteria (RSDpool) were calculated. These criteria were compared with the relative reproducibility standard deviation (vR) of the current proficiency testing.

Parameters 2,6-Dichlorbenzamide, Atrazine-desethyl, Bromacil, Chloridazon-desphenyl and Nicosulfuron for sample H109 A and parameters Bromacil and Dimethenamide for sample H109 B: The assigned values calculated based on the participant results were outside of the measurement uncertainty of the control test value and thus traceability could not be proven by this procedure. Therefore, new assigned values were defined by the group of accredited participating laboratories after outlier-assessment.

Parameter Atrazine-desethyl-desisopropyl: The relative reproducibility standard deviation (vR) of the present proficiency testing round was chosen for assessment: 23 % for sample H109 A and 25 % for sample H109 B.

Parameter Nicosulfuron - sample H109 B: The assigned values calculated based on the participant results were outside the measurement uncertainty of the control value and thus traceability could not be proven by this procedure. There weren't enough results of accredited participating laboratories to define the assigned value ($n < 6$).

Parameter Chloridazon-methyl-desphenyl - sample H109 B: Due to the low analyte concentration in the sample ($< 0,03 \mu\text{g/l}$) no assigned value could be defined for further assessment. As additional information the mean value of accredited laboratories results after outlier-assessment was calculated and presented in the report. Also the

expanded criteria of 26 % for this low concentration was given for information only. Please note: graphical presentation of the calculated z-Scores & E_n-Scores for the parameter Chloridazon-methyl-desphenyl is provided for information only in the laboratory oriented report.

E5. Annotations on tables and charts

E5.1. Information and abbreviations in tables

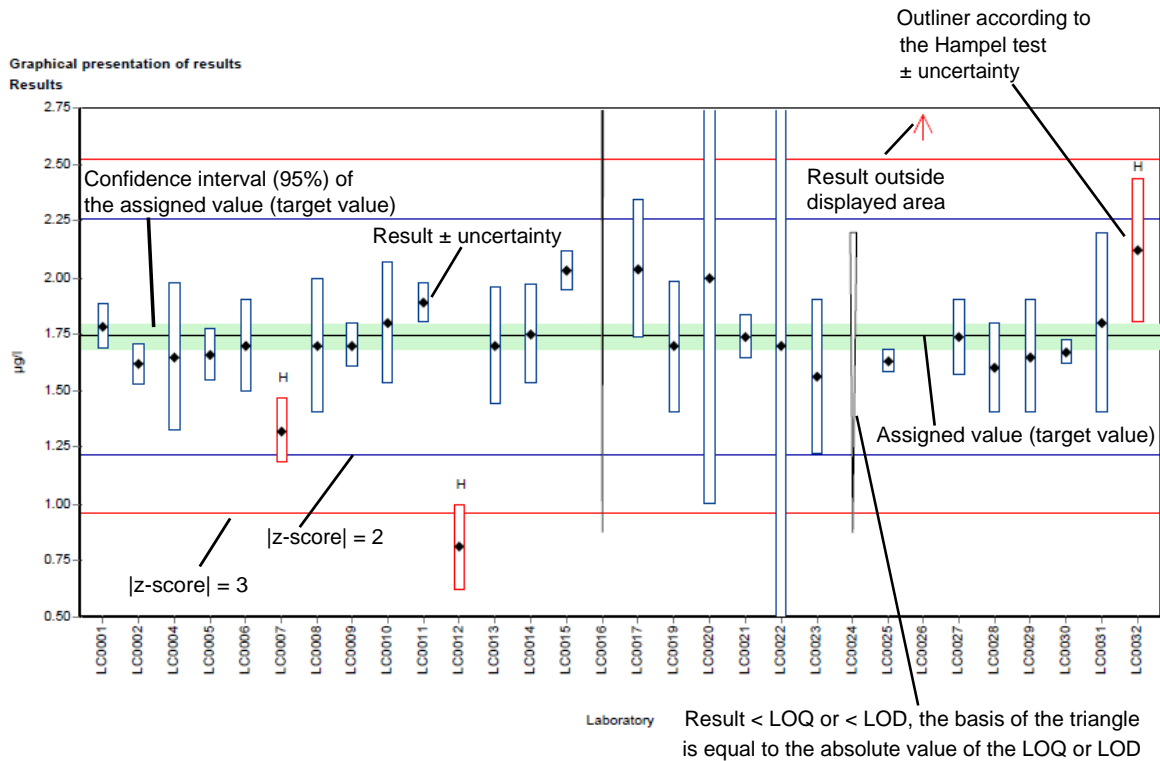
Parameter	Analyte identifier
Sample	Sample identifier
Unit	Given unit for result and uncertainty (e.g. µg/l)
Assigned value	Target value for proficiency assessment of the participants (3 significant digits)
U (k=2)	Expanded uncertainty (k=2) of the assigned value (3 significant digits)
Criteria	Specified value for the determination of the z-score in the given unit (3 significant digits)
Criteria [%]	Specified value for the determination of the z-score in % of the assigned value (2 significant digits)
Mean	Mean of the participants results, without outliers (3 significant digits)
CI (99 %)	99% confidence interval (3 significant digits)
Minimum	Minimum of all submitted results, after removal of outliers (3 significant digits)
Maximum	Maximum of all submitted results, after removal of outliers (3 significant digits)
SD	Reproducibility standard deviation, calculated from the participants results, after removal of outliers (3 significant digits)
RSD %	Reproducibility standard deviation, calculated from the participants results relative to the target value, given in %, after removal of outliers (2 significant digits)
Control test value ± U (k=2)	Mean of control test value ± expanded measurement uncertainty (3 significant digits)
Labcode	Laboratory identifier (anonymized)
Result ± U	Result as indicated by participant (max. 5 decimal places) combined measurement uncertainty without expansion factor (k=1), as indicated by participant (max. 5 decimal places)
LOQ	Limit of quantification

LOD	Limit of detection
Recovery	Recovery rate in % based on assigned value (target value) (3 significant digits, max. one decimal place given)
z-Score	Deviation of result based on the assigned value (target value) given as a multiple of the criteria (3 significant digits, max. 2 decimal places given)
E _n -Score	Deviation of result based on the assigned value (target value) given as a multiple of the combined expanded measurement uncertainty of the participant's results and expanded measurement uncertainty for the assigned value (3 significant digits, max. 2 decimal places given). Note: E _n -Score assessment takes into account the measurement uncertainty of the participants.
-	No data available or no calculation possible
Comments	Comment on the respective result (e.g. H, FN, FP)
H	Outlier according to Hampel-Test
FN	False negative – for a result < LOQ or result < LOD: The absolute value of the LOQ or LOD fulfils the condition of an outlier according to the Hampel test.
FP	False positive – for parameters where no target value is available because of a too low analyte content (n < 6): Result that exceeds the median of the absolute values of the transmitted LOQs or LODs by more than 100 %.
Standard deviation	Reproducibility standard deviation, calculated from the participants results (3 significant digits)
Rel. standard deviation	Reproducibility standard deviation, calculated from the participants results relative to the target value, given in %, (3 significant digits)
n	Number of results

E5.2. Graphical presentation of results

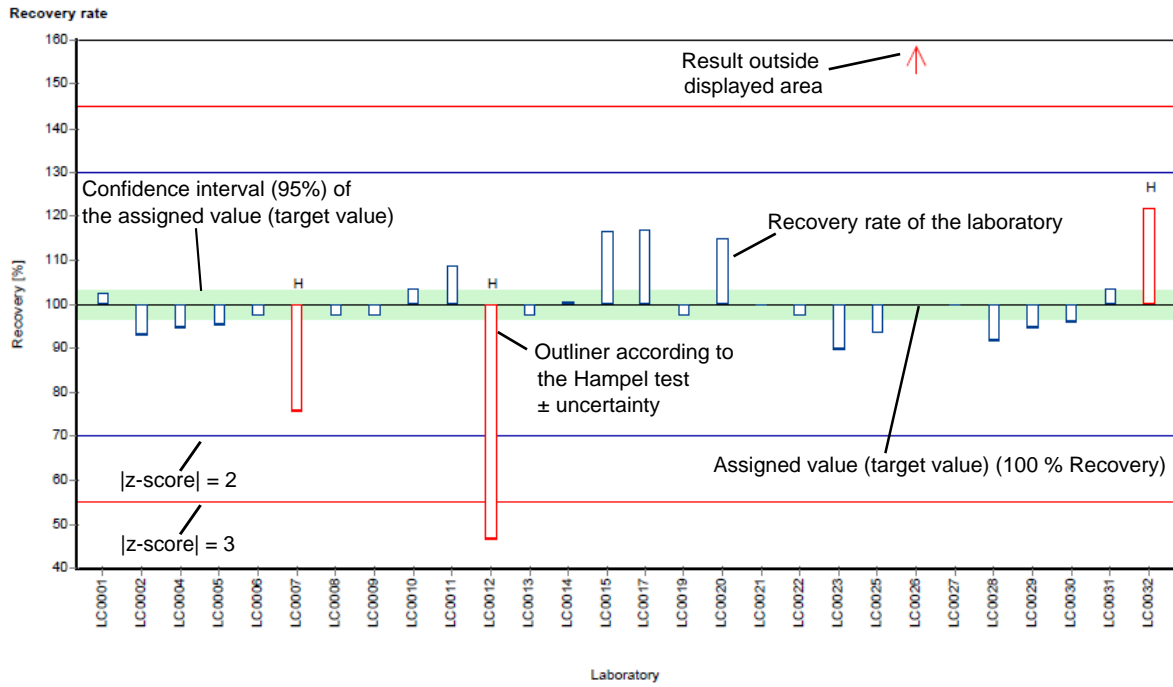
The graphic representation in the report is explained below by means of commented example diagrams:

Example chart: Results



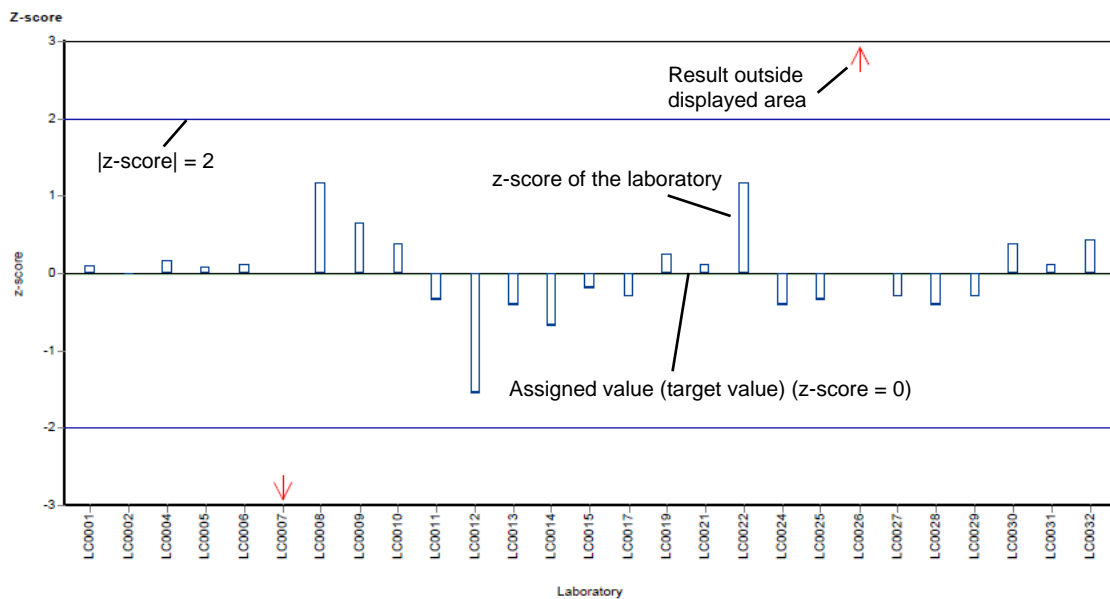
Different analysis methods are represented with different colors.

Example chart: Recovery



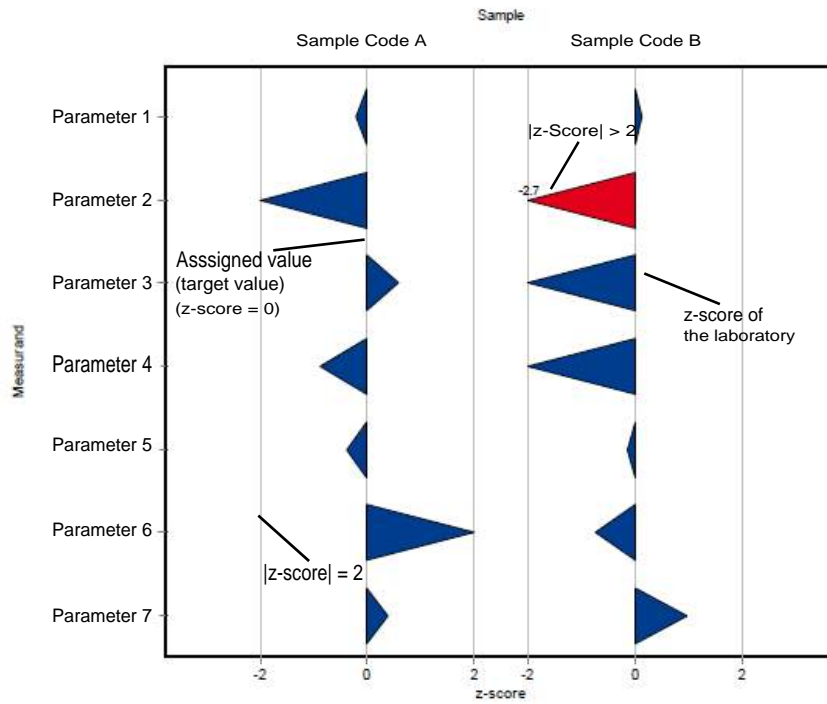
Different analysis methods are represented with different colors.

Example chart: z-score

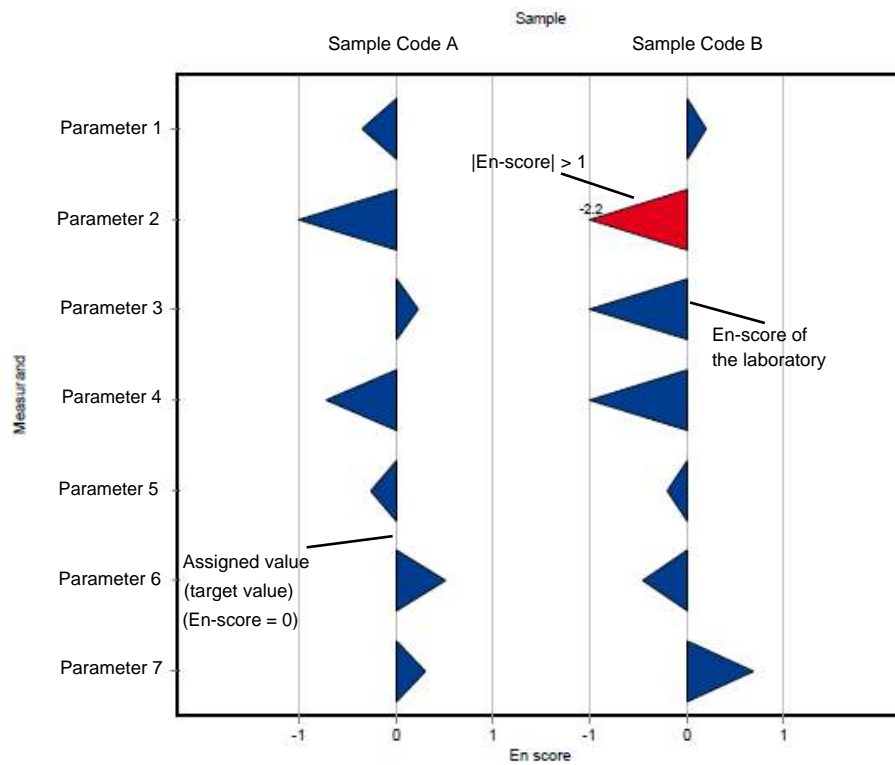


Different analysis methods are represented with different colors.

Example chart: z-score (laboratory oriented report)



Example chart: En-score (laboratory oriented report)



E6. Summary

E6.1. Table of assigned values

Parameter	Sample	Unit	Assigned value ±	U (k=2)	Criterion	Criterion [%]
2,6-Dichlorobenzamide	H109 A	µg/l	1.04 ±	0.0504	0.156	15
	H109 B	µg/l	0.42 ±	0.023	0.063	15
Alachlor	H109 A	µg/l	1.18 ±	0.0434	0.141	12
	H109 B	µg/l	0.561 ±	0.015	0.0673	12
Atrazine	H109 A	µg/l	0.502 ±	0.0167	0.0552	11
	H109 B	µg/l	0.943 ±	0.0251	0.104	11
Atrazine-desethyl	H109 A	µg/l	1.31 ±	0.0533	0.157	12
	H109 B	µg/l	0.332 ±	0.0122	0.0398	12
Atrazine-desethyl-desisopropyl	H109 A	µg/l	1.28 ±	0.21	0.293	23
	H109 B	µg/l	0.355 ±	0.0626	0.0888	25
Atrazine-desisopropyl	H109 A	µg/l	1 ±	0.0449	0.141	14
	H109 B	µg/l	0.485 ±	0.0152	0.0679	14
Bromacil	H109 A	µg/l	0.637 ±	0.0196	0.0892	14
	H109 B	µg/l	0.524 ±	0.0207	0.0734	14
Chloridazon	H109 A	µg/l	0.547 ±	0.0215	0.0712	13
	H109 B	µg/l	0.808 ±	0.0288	0.105	13
Chloridazon-desphenyl	H109 A	µg/l	0.278 ±	0.00853	0.0305	11
	H109 B	µg/l	0.378 ±	0.00679	0.0416	11
Chloridazon-methyl-desphenyl	H109 A	µg/l	0.123 ±	0.00511	0.016	13
	H109 B	µg/l	0.0237* ±	0.00262	-	-
Clopyralid	H109 A	µg/l	0.266 ±	0.038	0.0904	34
	H109 B	µg/l	0.4 ±	0.0493	0.136	34
Cyanazine	H109 A	µg/l	0.316 ±	0.0129	0.0442	14
	H109 B	µg/l	0.545 ±	0.0223	0.0763	14
Dimethenamide	H109 A	µg/l	0.633 ±	0.0185	0.0627	9.9
	H109 B	µg/l	0.933 ±	0.0354	0.0924	9.9
Diuron	H109 A	µg/l	0.3 ±	0.0138	0.0391	13
	H109 B	µg/l	0.541 ±	0.0313	0.0703	13
Metolachlor	H109 A	µg/l	0.809 ±	0.0215	0.121	15
	H109 B	µg/l	0.296 ±	0.00727	0.0444	15
N,N-Dimethylsulfamide (DMS)	H109 A	µg/l	0.319 ±	0.0287	0.0478	15
	H109 B	µg/l	0.514 ±	0.0272	0.0771	15
Nicosulfurone	H109 A	µg/l	0.422 ±	0.0834	0.156	37
	H109 B	µg/l	0.177* ±	0.0155	-	-
Prometryn	H109 A	µg/l	0.411 ±	0.0119	0.0535	13
	H109 B	µg/l	0.707 ±	0.0368	0.0919	13
Propazine	H109 A	µg/l	0.49 ±	0.0145	0.0636	13
	H109 B	µg/l	0.957 ±	0.0289	0.124	13
Sebuthylazine	H109 A	µg/l	0.865 ±	0.0278	0.0804	9.3
	H109 B	µg/l	0.269 ±	0.00748	0.025	9.3
Simazine	H109 A	µg/l	0.225 ±	0.00929	0.0247	11
	H109 B	µg/l	0.215 ±	0.00823	0.0236	11
Terbutylazine	H109 A	µg/l	0.202 ±	0.00656	0.0222	11
	H109 B	µg/l	0.354 ±	0.0123	0.039	11
Terbutylazine-desethyl	H109 A	µg/l	0.839 ±	0.038	0.0923	11
	H109 B	µg/l	0.248 ±	0.00902	0.0273	11
Terbutryn	H109 A	µg/l	1.09 ±	0.0266	0.109	10

Parameter	Sample	Unit	Assigned value ±	U (k=2)	Criterion	Criterion [%]
Terbutryn	H109 B	µg/l	1.23 ±	0.0554	0.123	10

*no evaluation possible, for details please see the respective report

E6.2. Summary of results, after removal of outliers

Parameter	Sample	Number of results for calculation	Number of outliers	Unit	Mean	± CI (99%)	Minimum	Maximum	sR	vR [%]
2,6-Dichlorobenzamide	H109 A	18	2	µg/l	1.03	± 0.0697	0.828	1.17	0.0986	9.6
	H109 B	20	0	µg/l	0.42	± 0.0344	0.286	0.494	0.0513	12
Alachlor	H109 A	15	0	µg/l	1.18	± 0.0651	1.05	1.37	0.0841	7.2
	H109 B	15	0	µg/l	0.561	± 0.0225	0.518	0.619	0.0291	5.2
Atrazine	H109 A	24	0	µg/l	0.502	± 0.025	0.39	0.592	0.0408	8.1
	H109 B	24	0	µg/l	0.943	± 0.0377	0.779	1.05	0.0615	6.5
Atrazine-desethyl	H109 A	23	0	µg/l	1.3	± 0.0671	1.1	1.53	0.107	8.3
	H109 B	23	0	µg/l	0.332	± 0.0183	0.282	0.408	0.0293	8.8
Atrazine-desethyl-desisopropyl	H109 A	8	0	µg/l	1.28	± 0.316	0.745	1.67	0.298	23
	H109 B	8	0	µg/l	0.355	± 0.094	0.205	0.475	0.0886	25
Atrazine-desisopropyl	H109 A	21	0	µg/l	1	± 0.0674	0.825	1.24	0.103	10
	H109 B	21	0	µg/l	0.485	± 0.0228	0.421	0.55	0.0348	7.2
Bromacil	H109 A	14	0	µg/l	0.634	± 0.0242	0.578	0.69	0.0302	4.8
	H109 B	14	0	µg/l	0.528	± 0.0241	0.473	0.569	0.03	5.7
Chloridazon	H109 A	20	1	µg/l	0.547	± 0.0322	0.419	0.618	0.048	8.8
	H109 B	20	1	µg/l	0.808	± 0.0432	0.626	0.9	0.0645	8
Chloridazon-desphenyl	H109 A	14	1	µg/l	0.274	± 0.0212	0.206	0.322	0.0264	9.6
	H109 B	13	2	µg/l	0.378	± 0.0102	0.359	0.4	0.0122	3.2
Chloridazon-methyl-desphenyl	H109 A	14	1	µg/l	0.123	± 0.00766	0.103	0.141	0.00956	7.8
	H109 B	11	1	µg/l	0.0233	± 0.00281	0.0189	0.029	0.00311	13
Clopyralid	H109 A	6	1	µg/l	0.266	± 0.0571	0.23	0.355	0.0466	18
	H109 B	7	0	µg/l	0.4	± 0.0739	0.338	0.525	0.0652	16
Cyanazine	H109 A	14	2	µg/l	0.316	± 0.0193	0.279	0.354	0.0241	7.6
	H109 B	14	2	µg/l	0.545	± 0.0334	0.48	0.616	0.0416	7.6
Dimethenamide	H109 A	14	1	µg/l	0.633	± 0.0277	0.573	0.701	0.0346	5.5
	H109 B	15	0	µg/l	0.925	± 0.0354	0.876	1.04	0.0457	4.9
Diuron	H109 A	22	1	µg/l	0.3	± 0.0207	0.226	0.361	0.0324	11

Parameter	Sample	Number of results for calculation	Number of outliers	Unit	Mean	± CI (99%)	Minimum	Maximum	sR	vR [%]
Diuron	H109 B	22	1	µg/l	0.541	± 0.047	0.37	0.668	0.0734	14
Metolachlor	H109 A	21	1	µg/l	0.809	± 0.0322	0.746	0.922	0.0492	6.1
	H109 B	20	2	µg/l	0.296	± 0.0109	0.261	0.325	0.0162	5.5
N,N-Dimethylsulfamide (DMS)	H109 A	10	0	µg/l	0.319	± 0.0431	0.219	0.39	0.0454	14
	H109 B	9	1	µg/l	0.514	± 0.0407	0.453	0.584	0.0407	7.9
Nicosulfurone	H109 A	11	0	µg/l	0.444	± 0.0839	0.34	0.623	0.0927	21
	H109 B	11	0	µg/l	0.209	± 0.0403	0.152	0.293	0.0446	21
Prometryn	H109 A	14	3	µg/l	0.411	± 0.0179	0.372	0.448	0.0223	5.4
	H109 B	16	1	µg/l	0.707	± 0.0553	0.53	0.837	0.0737	10
Propazine	H109 A	21	0	µg/l	0.49	± 0.0218	0.441	0.563	0.0333	6.8
	H109 B	21	0	µg/l	0.957	± 0.0434	0.826	1.1	0.0662	6.9
Sebuthylazine	H109 A	14	0	µg/l	0.865	± 0.0416	0.8	0.959	0.0519	6
	H109 B	13	1	µg/l	0.269	± 0.0112	0.25	0.288	0.0135	5
Simazine	H109 A	22	3	µg/l	0.225	± 0.0139	0.173	0.275	0.0218	9.7
	H109 B	23	2	µg/l	0.215	± 0.0123	0.167	0.256	0.0197	9.2
Terbuthylazine	H109 A	22	2	µg/l	0.202	± 0.00984	0.175	0.24	0.0154	7.6
	H109 B	23	1	µg/l	0.354	± 0.0184	0.292	0.435	0.0294	8.3
Terbuthylazine-desethyl	H109 A	21	0	µg/l	0.839	± 0.057	0.621	1.05	0.087	10
	H109 B	19	2	µg/l	0.248	± 0.0135	0.215	0.293	0.0196	7.9
Terbutryn	H109 A	19	0	µg/l	1.09	± 0.04	0.986	1.19	0.0581	5.3
	H109 B	18	1	µg/l	1.23	± 0.083	0.911	1.4	0.117	9.6

E7. Parameterorientierte Auswertung / Parameter oriented report

2-6-Dichlorobenzamide	37
Alachlor.....	45
Atrazine	53
Atrazine-desethyl.....	61
Atrazine-desethyl-desisopropyl.....	69
Atrazine-desisopropyl.....	77
Bromacil.....	85
Chloridazon	93
Chloridazon-desphenyl	101
Chloridazon-methyl-desphenyl	109
Clopyralid.....	117
Cyanazine.....	125
Dimethenamide	133
Diuron	141
Metolachlor	149
N,N-Dimethylsulfamide (DMS)	157
Nicosulfurone.....	165
Prometryn	173
Propazine	181
Sebuthylazine	189
Simazine	197
Terbuthylazine	205
Terbuthylazine-desethyl	213
Terbutryn	221

Parameter oriented report

H109 A

2,6-Dichlorobenzamide

Unit	µg/l
Assigned value ± U (k=2)	1.04 ± 0.0504
Criterion	0.156 (15 %)
Minimum - Maximum	0.828 - 1.17
Control test value ± U (k=2)	1.250 ± 0.188

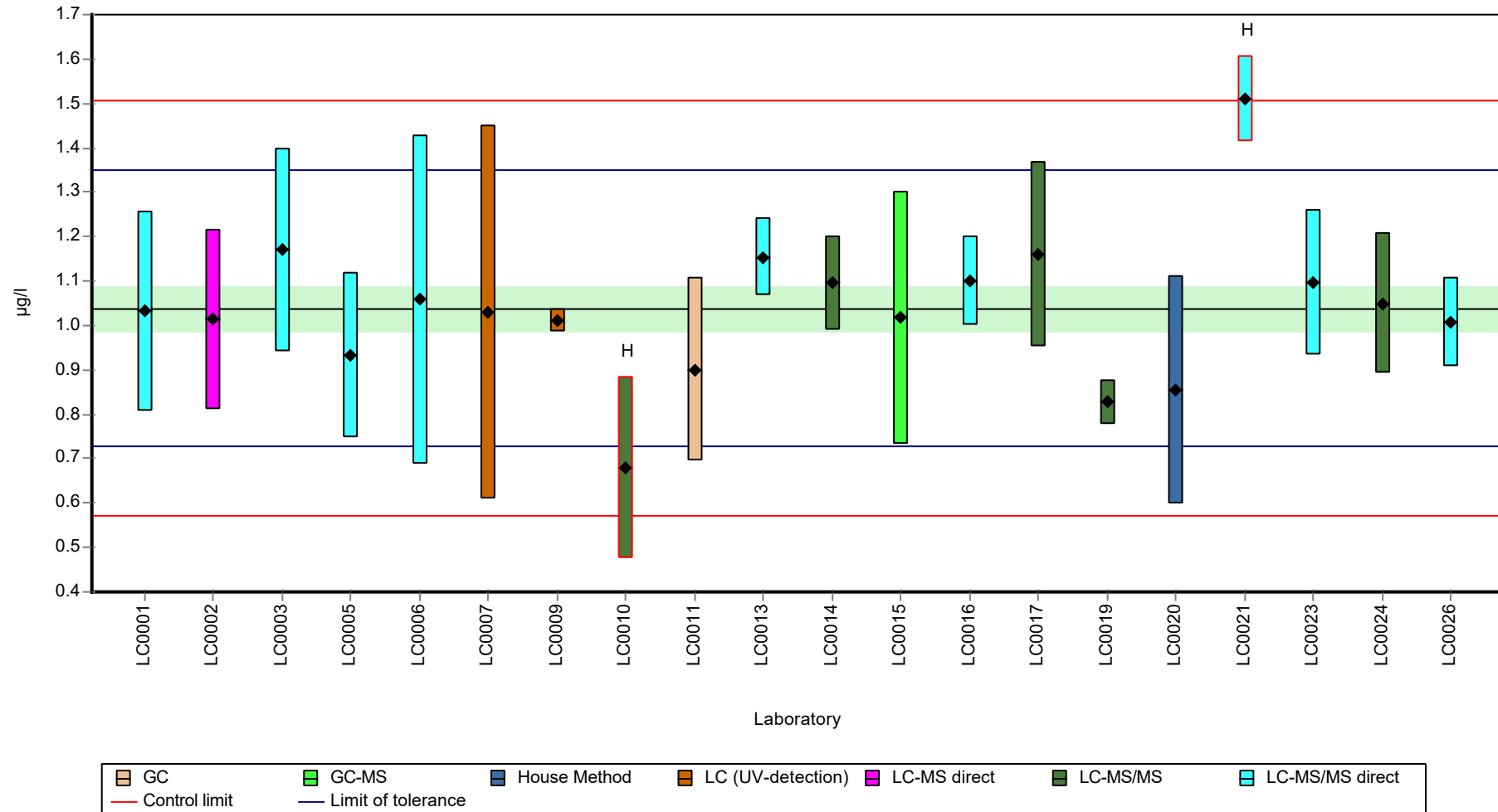
Labcode	Result	± U	Recovery [%]	z-score	Comments
LC0001	1.032	0.226	99.4	-0.04	
LC0002	1.014	0.203	97.7	-0.15	
LC0003	1.17	0.23	113	0.85	
LC0004	-	-	-	-	
LC0005	0.932	0.186	89.8	-0.68	
LC0006	1.058	0.37	102	0.13	
LC0007	1.029	0.42	99.2	-0.06	
LC0008	-	-	-	-	
LC0009	1.01	0.027	97.3	-0.18	
LC0010	0.68035	0.2041	65.6	-2.3	H
LC0011	0.901	0.206	86.8	-0.88	
LC0012	-	-	-	-	
LC0013	1.154	0.088	111	0.75	
LC0014	1.096	0.106	106	0.37	
LC0015	1.017	0.285	98	-0.13	
LC0016	1.1	0.1	106	0.4	
LC0017	1.16	0.21	112	0.79	
LC0018	-	-	-	-	
LC0019	0.828	0.05	79.8	-1.35	
LC0020	0.856	0.257	82.5	-1.17	
LC0021	1.51	0.097	146	3.03	H
LC0022	-	-	-	-	
LC0023	1.097	0.165	106	0.38	
LC0024	1.05	0.158	101	0.08	
LC0025	-	-	-	-	
LC0026	1.008	0.101	97.1	-0.19	

Characteristics of parameter

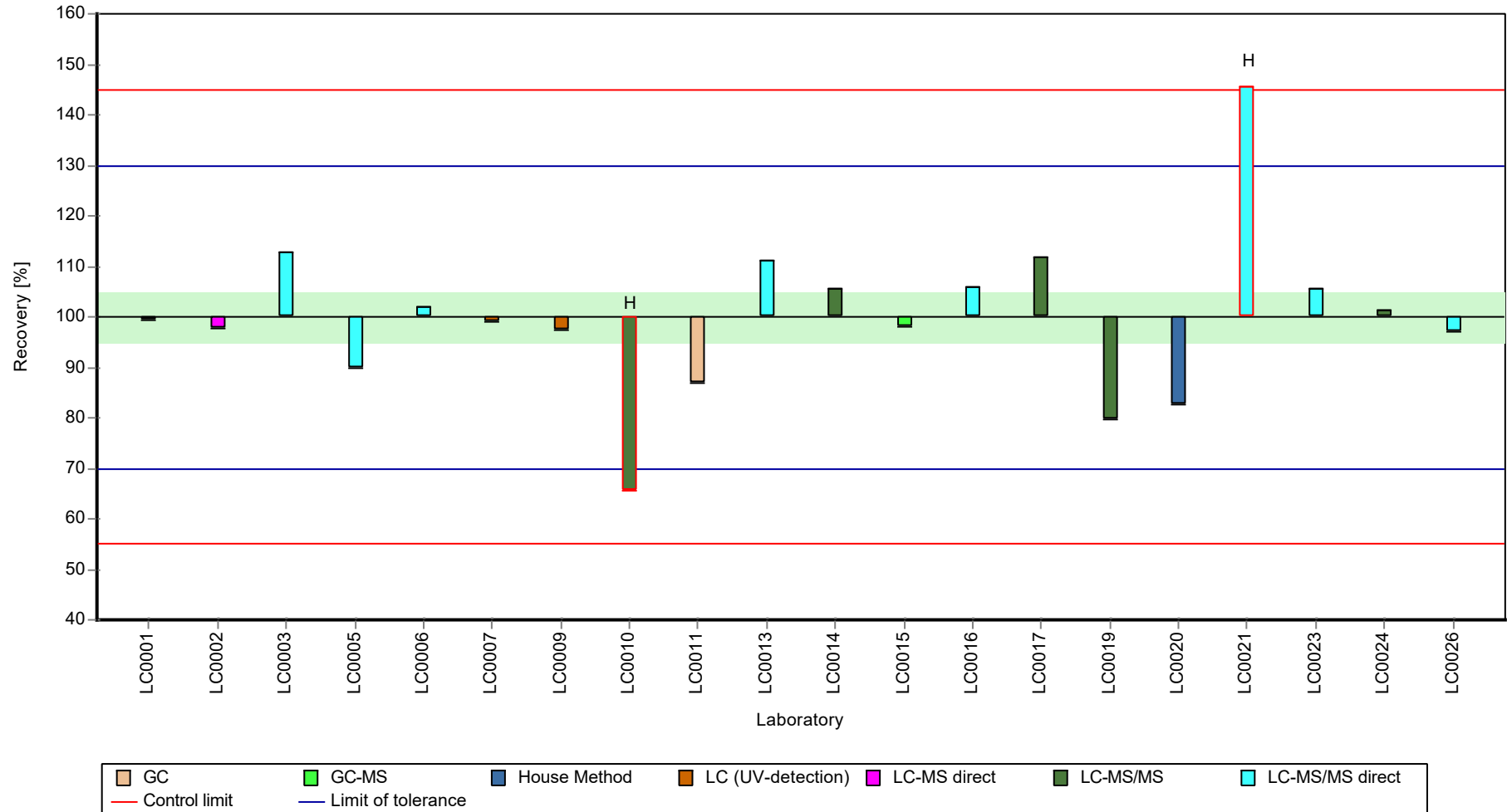
	all results	without outliers	Unit
Mean ± CI (99%)	1.04 ± 0.111	1.03 ± 0.0697	µg/l
Minimum	0.68	0.828	µg/l
Maximum	1.51	1.17	µg/l
Standard deviation	0.165	0.0986	µg/l
rel. standard deviation	15.9	9.59 %	
n	20	18	-

Graphical presentation of results

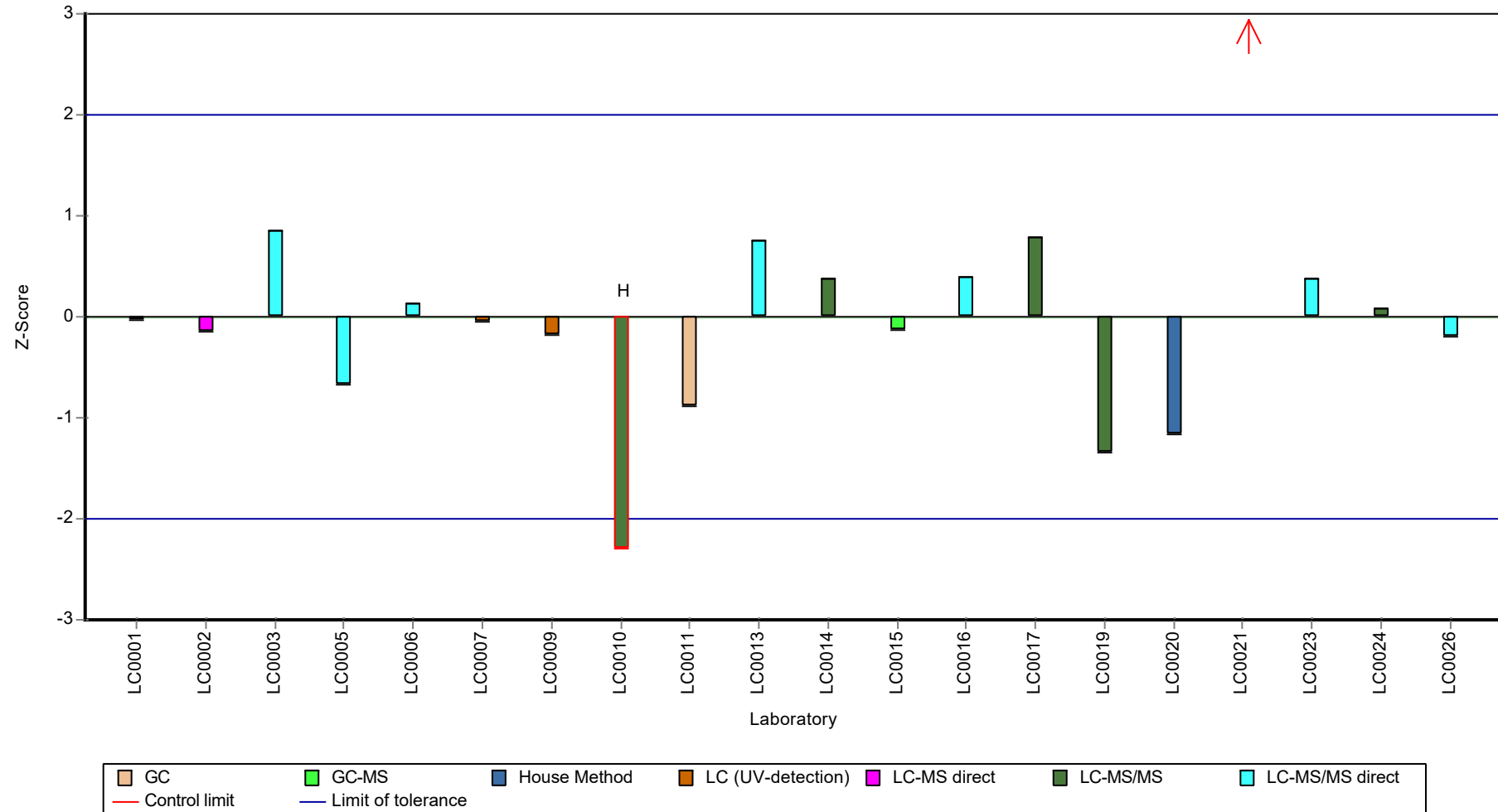
Results



Recovery rate



Z-score



Parameter oriented report

H109 B

2,6-Dichlorobenzamide

Unit	µg/l
Assigned value ± U (k=2)	0.42 ± 0.023
Criterion	0.063 (15 %)
Minimum - Maximum	0.286 - 0.494
Control test value ± U (k=2)	0.480 ± 0.0721

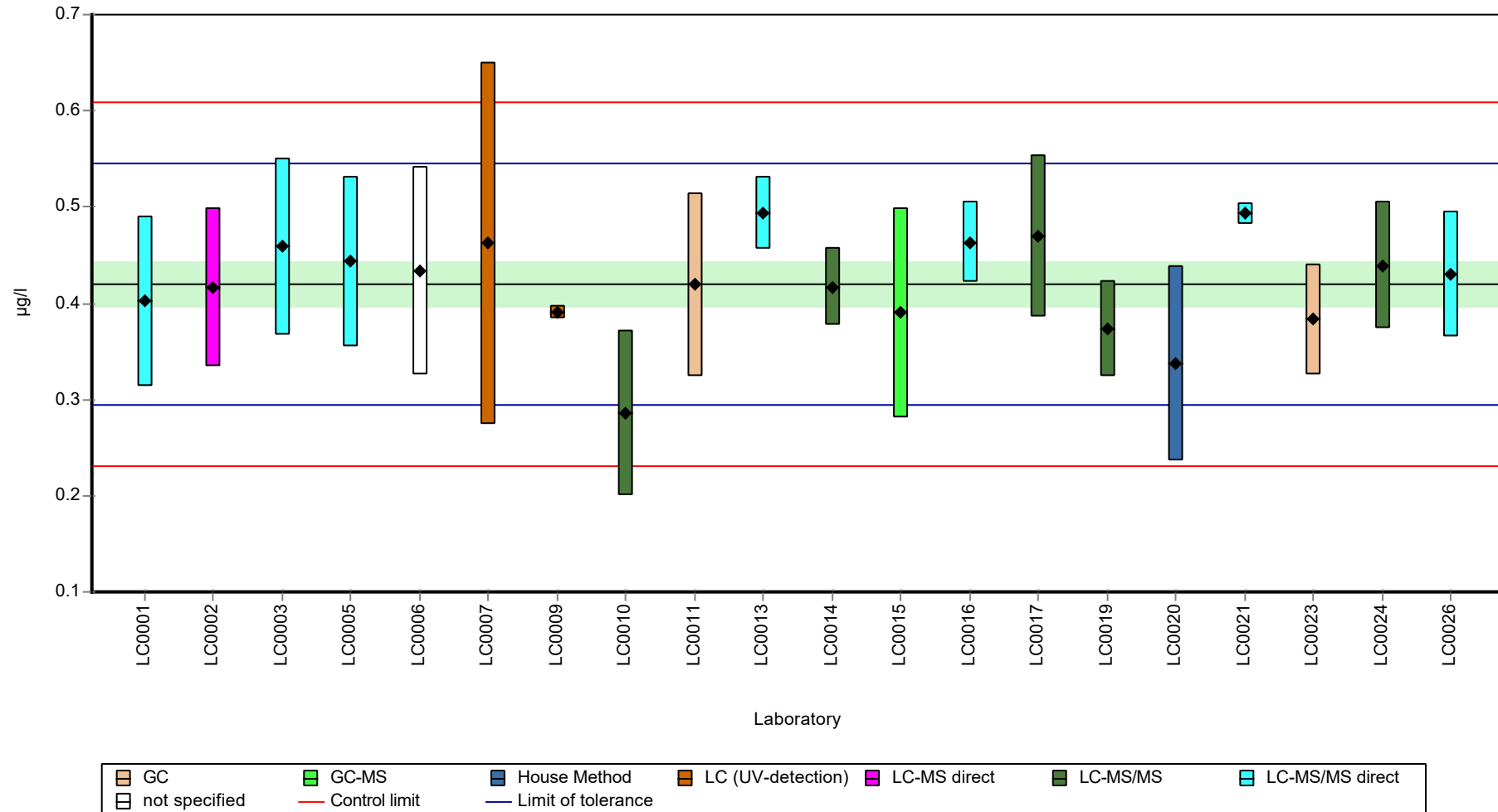
Labcode	Result	± U	Recovery [%]	z-score	Comments
LC0001	0.402	0.088	95.7	-0.29	
LC0002	0.416	0.083	99	-0.06	
LC0003	0.459	0.092	109	0.62	
LC0004	-	-	-	-	
LC0005	0.443	0.089	105	0.36	
LC0006	0.434	0.108	103	0.22	
LC0007	0.462	0.189	110	0.67	
LC0008	-	-	-	-	
LC0009	0.39	0.007	92.9	-0.48	
LC0010	0.28631	0.08589	68.2	-2.12	
LC0011	0.419	0.096	99.8	-0.02	
LC0012	-	-	-	-	
LC0013	0.494	0.038	118	1.17	
LC0014	0.417	0.04	99.3	-0.05	
LC0015	0.39	0.109	92.9	-0.48	
LC0016	0.463	0.042	110	0.68	
LC0017	0.47	0.084	112	0.79	
LC0018	-	-	-	-	
LC0019	0.3733	0.05	88.9	-0.74	
LC0020	0.337	0.101	80.2	-1.32	
LC0021	0.493	0.011	117	1.16	
LC0022	-	-	-	-	
LC0023	0.383	0.057	91.2	-0.59	
LC0024	0.439	0.066	105	0.3	
LC0025	-	-	-	-	
LC0026	0.43	0.066	102	0.16	

Characteristics of parameter

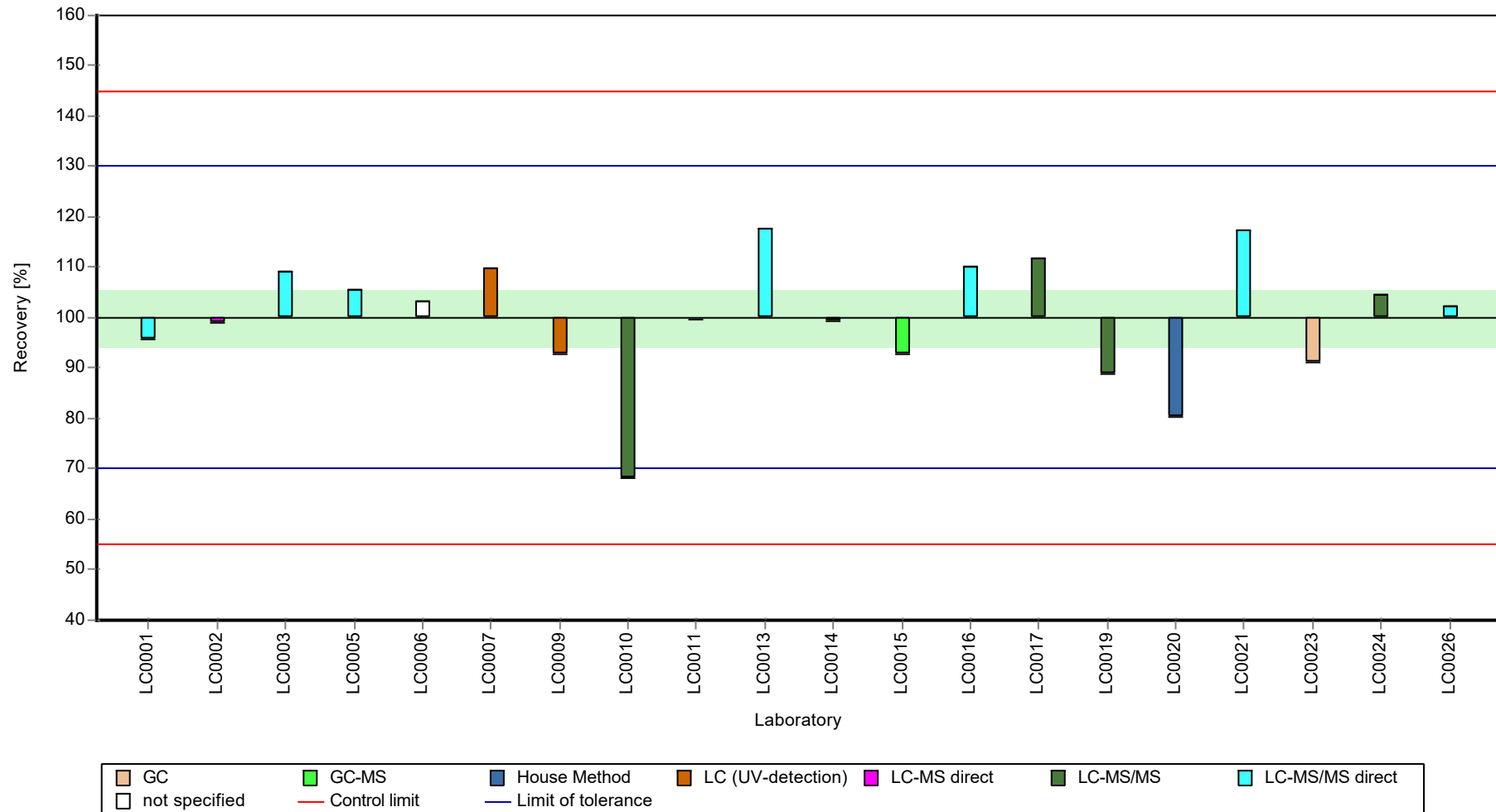
	all results	without outliers	Unit
Mean ± CI (99%)	0.42 ± 0.0344	0.42 ± 0.0344	µg/l
Minimum	0.286	0.286	µg/l
Maximum	0.494	0.494	µg/l
Standard deviation	0.0513	0.0513	µg/l
rel. standard deviation	12.2	12.2	%
n	20	20	-

Graphical presentation of results

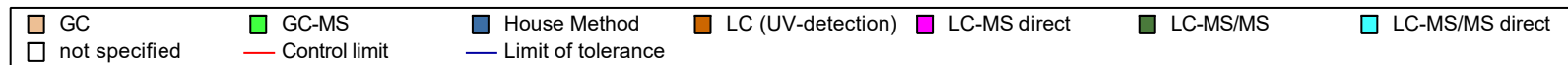
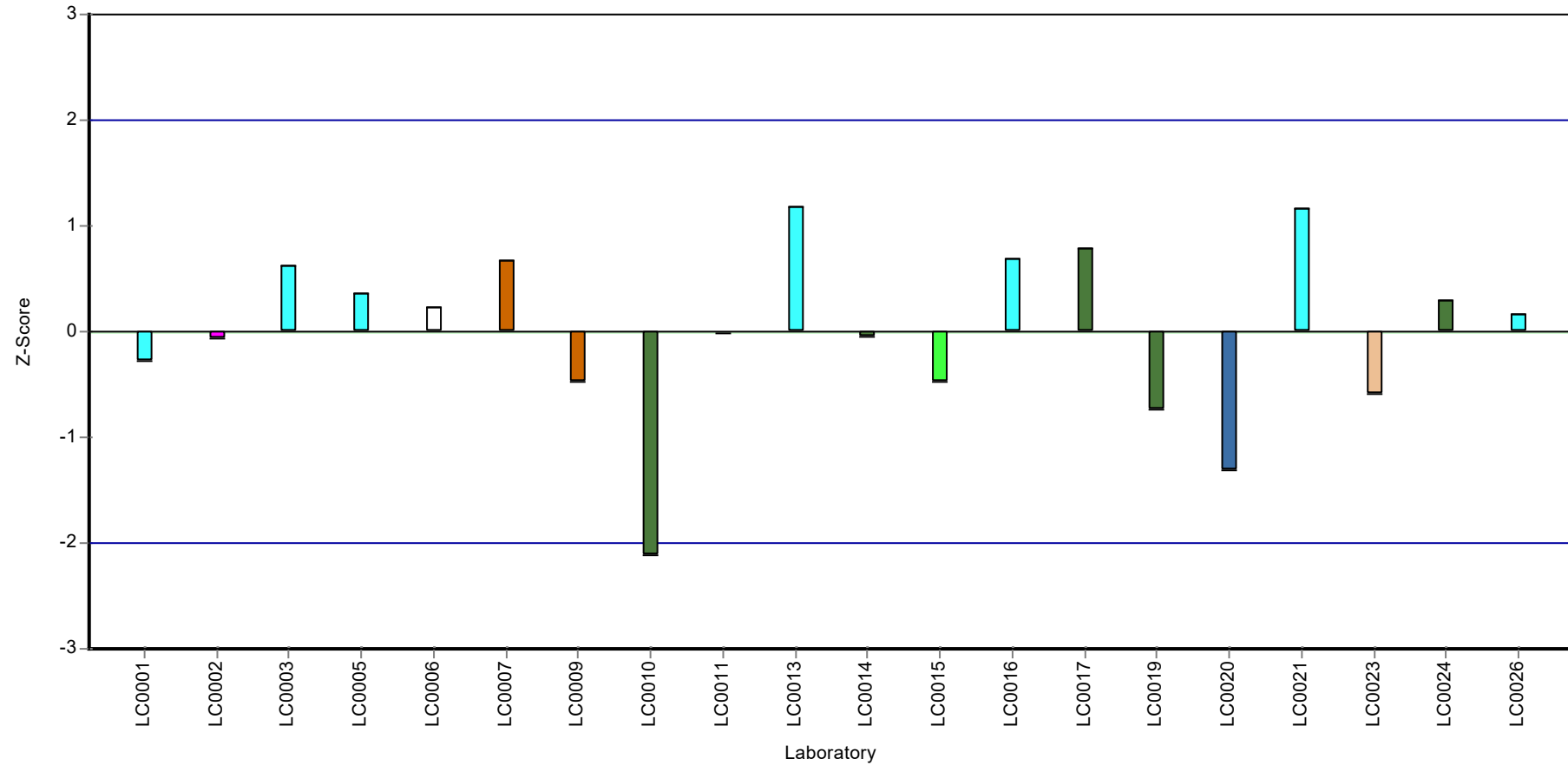
Results



Recovery rate



Z-score



Parameter oriented report

H109 A

Alachlor

Unit	µg/l
Assigned value ± U (k=2)	1.18 ± 0.0434
Criterion	0.141 (12 %)
Minimum - Maximum	1.05 - 1.37
Control test value ± U (k=2)	1.120 ± 0.167

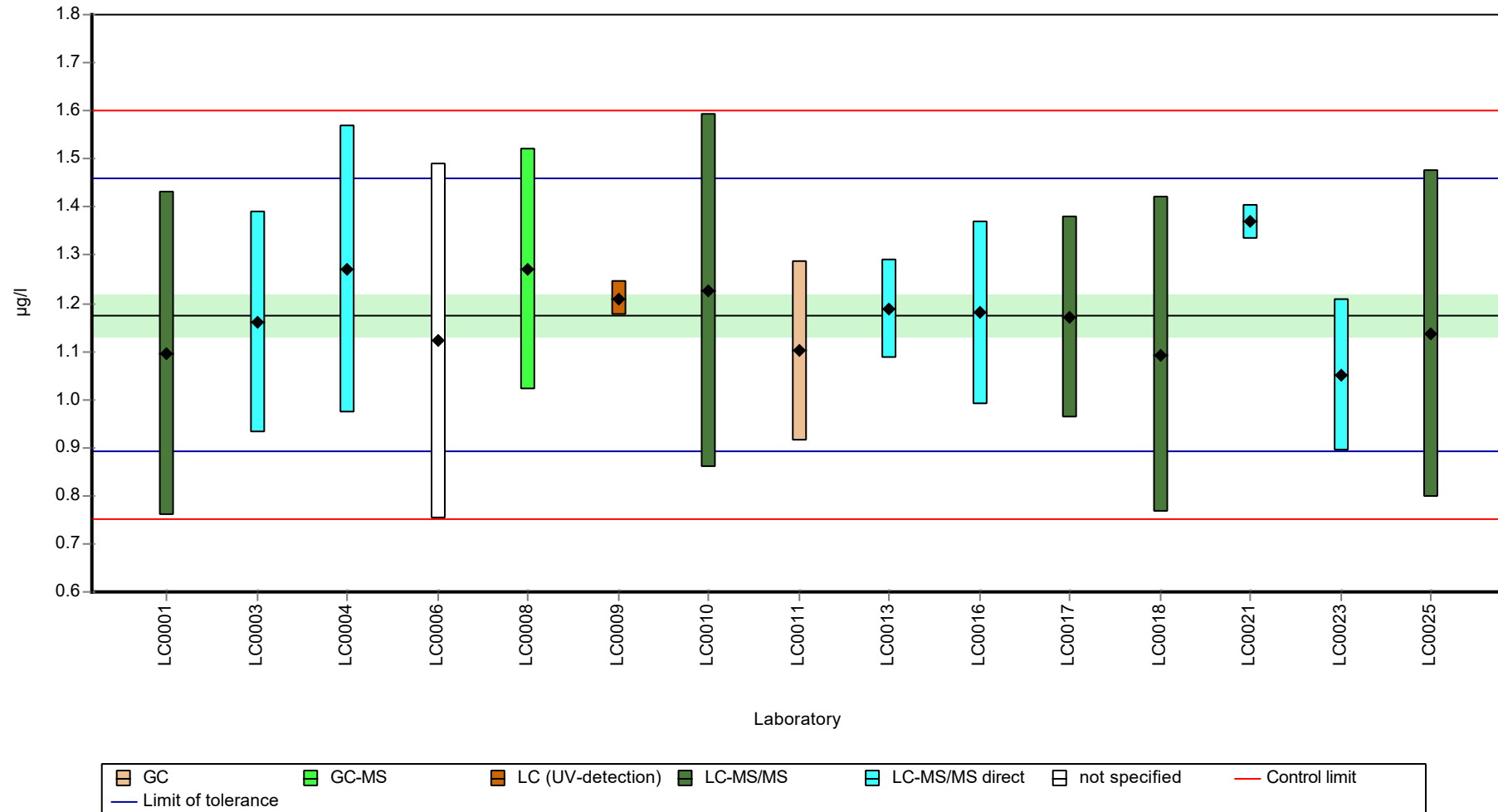
Labcode	Result	± U	Recovery [%]	z-score	Comments
LC0001	1.095	0.338	93.1	-0.57	
LC0002	-	-	-	-	
LC0003	1.16	0.23	98.7	-0.11	
LC0004	1.27	0.3	108	0.67	
LC0005	-	-	-	-	
LC0006	1.121	0.37	95.3	-0.39	
LC0007	-	-	-	-	
LC0008	1.27	0.25	108	0.67	
LC0009	1.21	0.035	103	0.24	
LC0010	1.22487	0.36746	104	0.35	
LC0011	1.101	0.187	93.6	-0.53	
LC0012	-	-	-	-	
LC0013	1.187	0.103	101	0.08	
LC0014	-	-	-	-	
LC0015	-	-	-	-	
LC0016	1.18	0.19	100	0.03	
LC0017	1.17	0.21	99.5	-0.04	
LC0018	1.093	0.328	93	-0.59	
LC0019	-	-	-	-	
LC0020	-	-	-	-	
LC0021	1.37	0.036	117	1.38	
LC0022	-	-	-	-	
LC0023	1.05	0.158	89.3	-0.89	
LC0024	-	-	-	-	
LC0025	1.135	0.3405	96.5	-0.29	
LC0026	-	-	-	-	

Characteristics of parameter

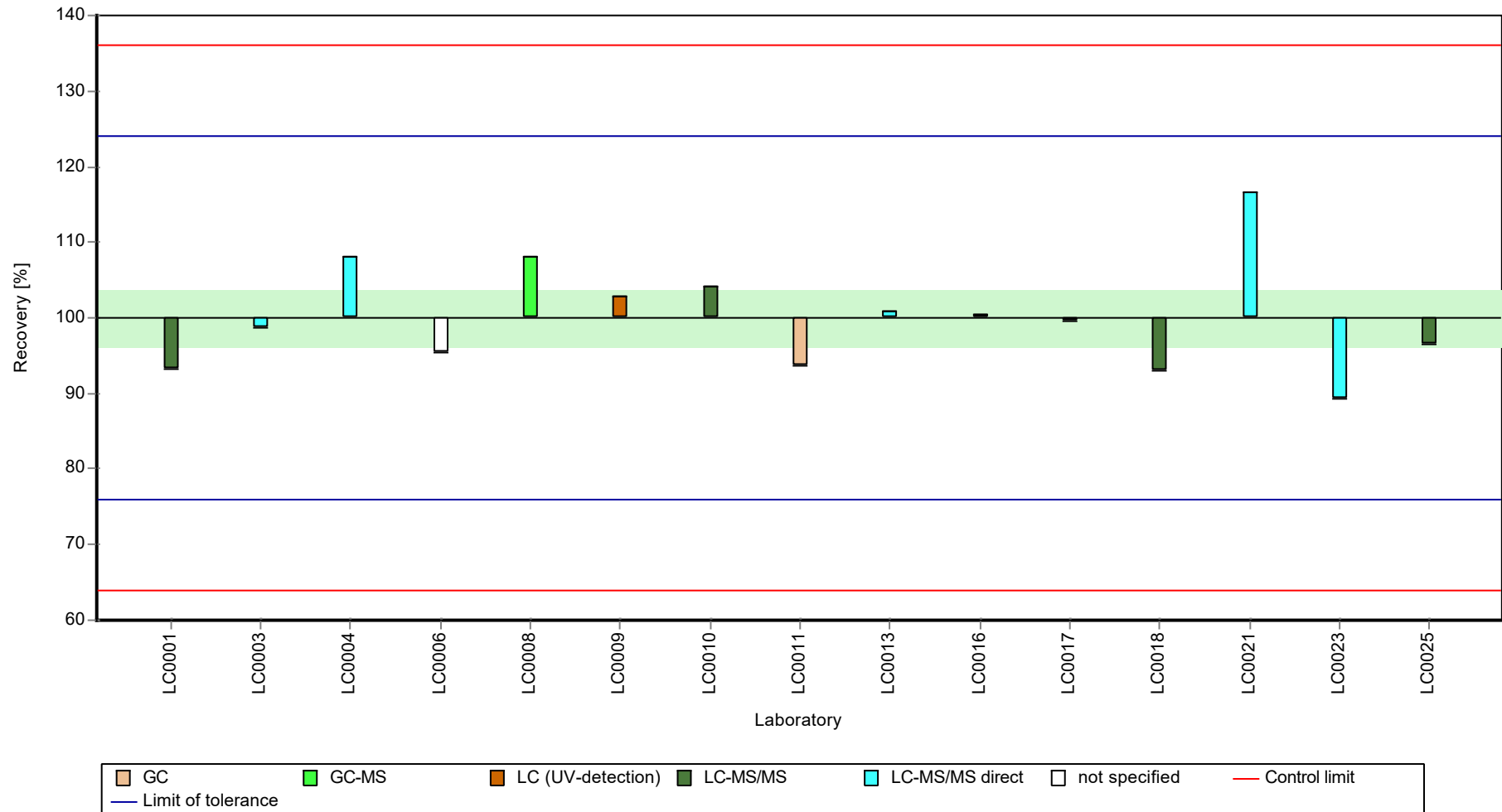
	all results	without outliers	Unit
Mean ± CI (99%)	1.18 ± 0.0651	1.18 ± 0.0651	µg/l
Minimum	1.05	1.05	µg/l
Maximum	1.37	1.37	µg/l
Standard deviation	0.0841	0.0841	µg/l
rel. standard deviation	7.15	7.15	%
n	15	15	-

Graphical presentation of results

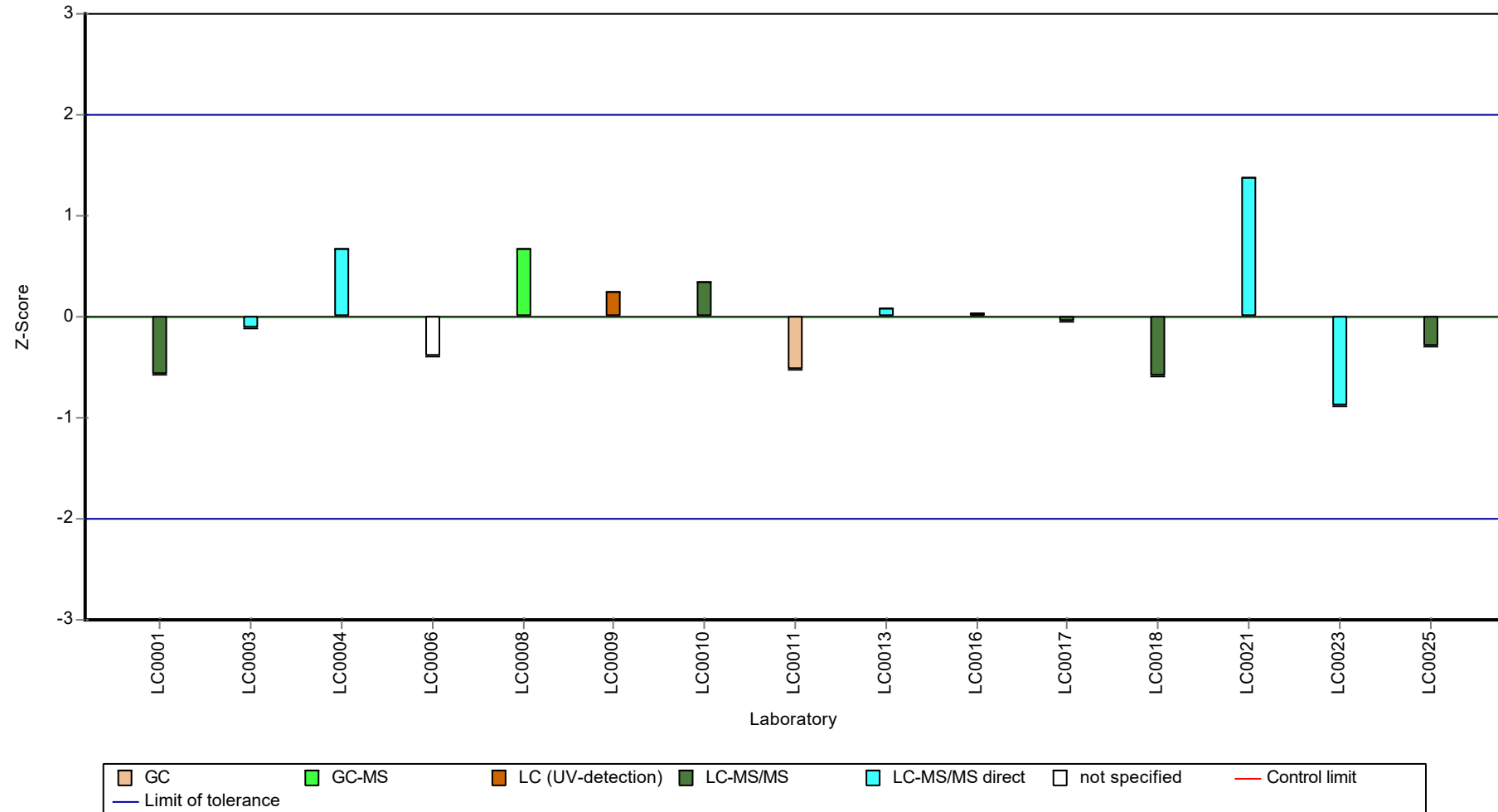
Results



Recovery rate



Z-score



Parameter oriented report

H109 B

Alachlor

Unit	µg/l
Assigned value ± U (k=2)	0.561 ± 0.015
Criterion	0.0673 (12 %)
Minimum - Maximum	0.518 - 0.619
Control test value ± U (k=2)	0.556 ± 0.0834

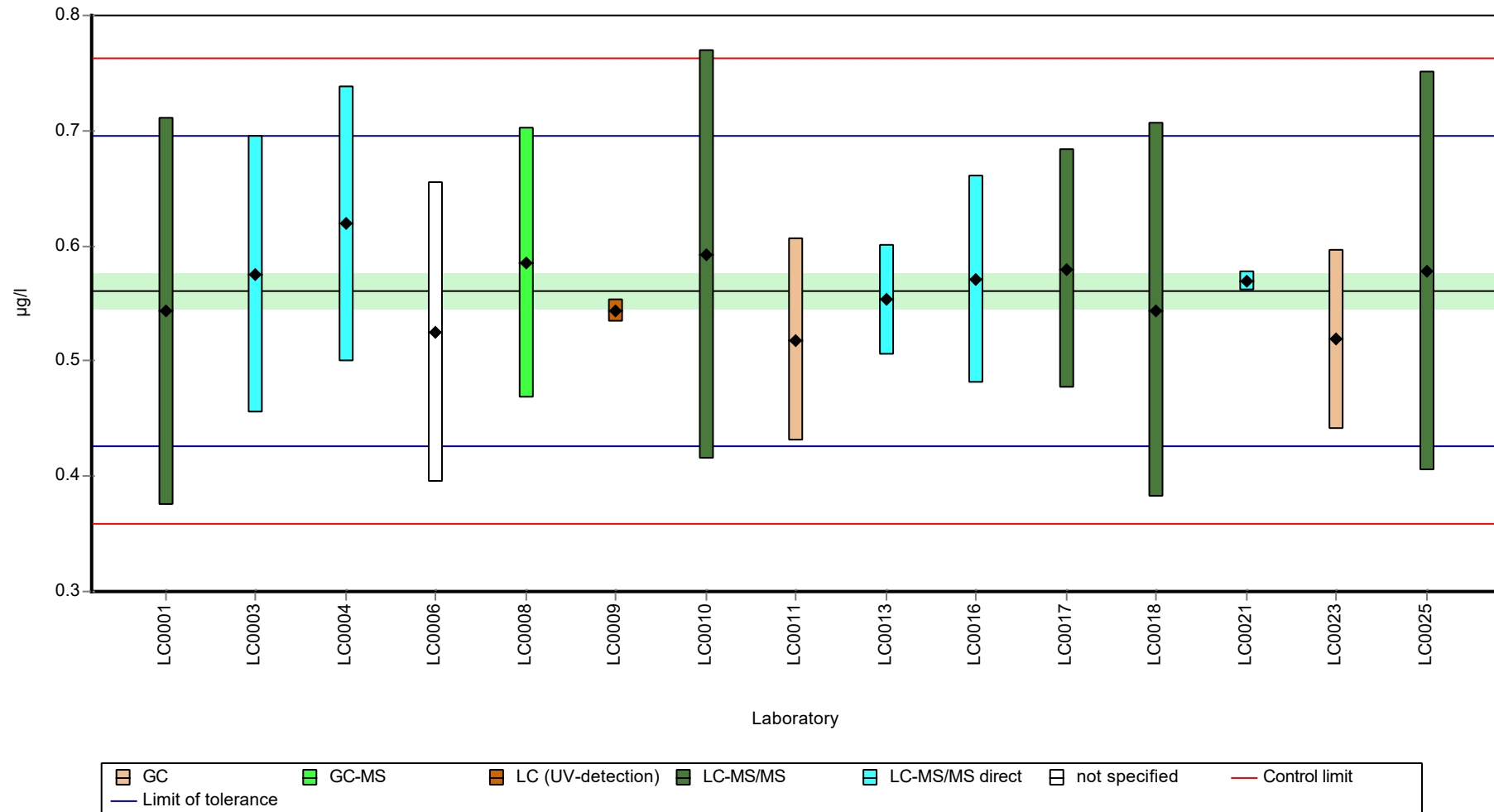
Labcode	Result	± U	Recovery [%]	z-score	Comments
LC0001	0.543	0.168	96.8	-0.27	
LC0002	-	-	-	-	
LC0003	0.575	0.12	102	0.21	
LC0004	0.619	0.12	110	0.86	
LC0005	-	-	-	-	
LC0006	0.525	0.131	93.6	-0.53	
LC0007	-	-	-	-	
LC0008	0.585	0.117	104	0.36	
LC0009	0.543	0.01	96.8	-0.27	
LC0010	0.59269	0.17781	106	0.47	
LC0011	0.518	0.088	92.3	-0.64	
LC0012	-	-	-	-	
LC0013	0.553	0.048	98.6	-0.12	
LC0014	-	-	-	-	
LC0015	-	-	-	-	
LC0016	0.571	0.09	102	0.15	
LC0017	0.58	0.104	103	0.28	
LC0018	0.544	0.163	97	-0.25	
LC0019	-	-	-	-	
LC0020	-	-	-	-	
LC0021	0.569	0.0087	101	0.12	
LC0022	-	-	-	-	
LC0023	0.519	0.078	92.5	-0.62	
LC0024	-	-	-	-	
LC0025	0.578	0.1734	103	0.25	
LC0026	-	-	-	-	

Characteristics of parameter

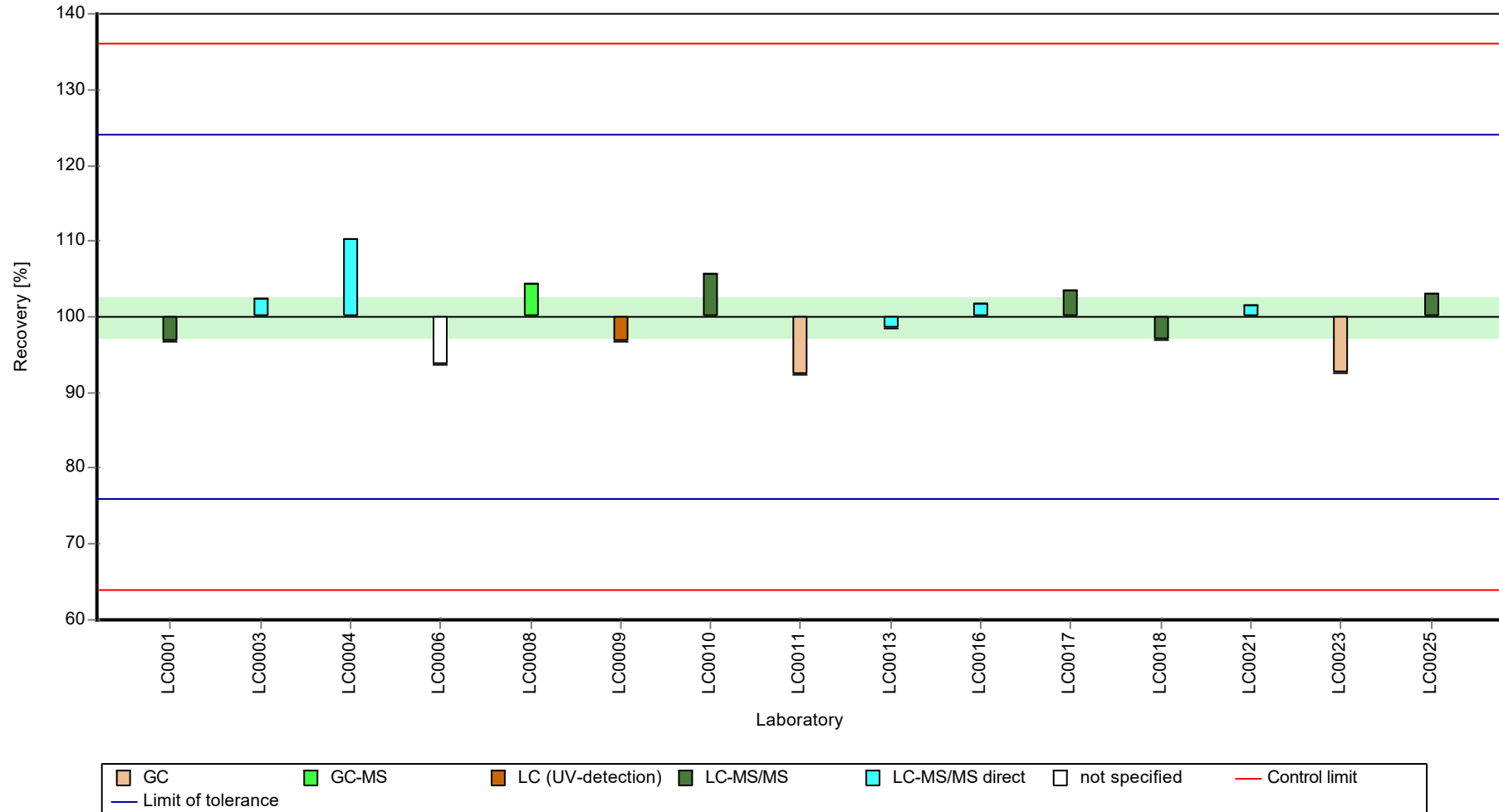
	all results	without outliers	Unit
Mean ± CI (99%)	0.561 ± 0.0225	0.561 ± 0.0225	µg/l
Minimum	0.518	0.518	µg/l
Maximum	0.619	0.619	µg/l
Standard deviation	0.0291	0.0291	µg/l
rel. standard deviation	5.19	5.19	%
n	15	15	-

Graphical presentation of results

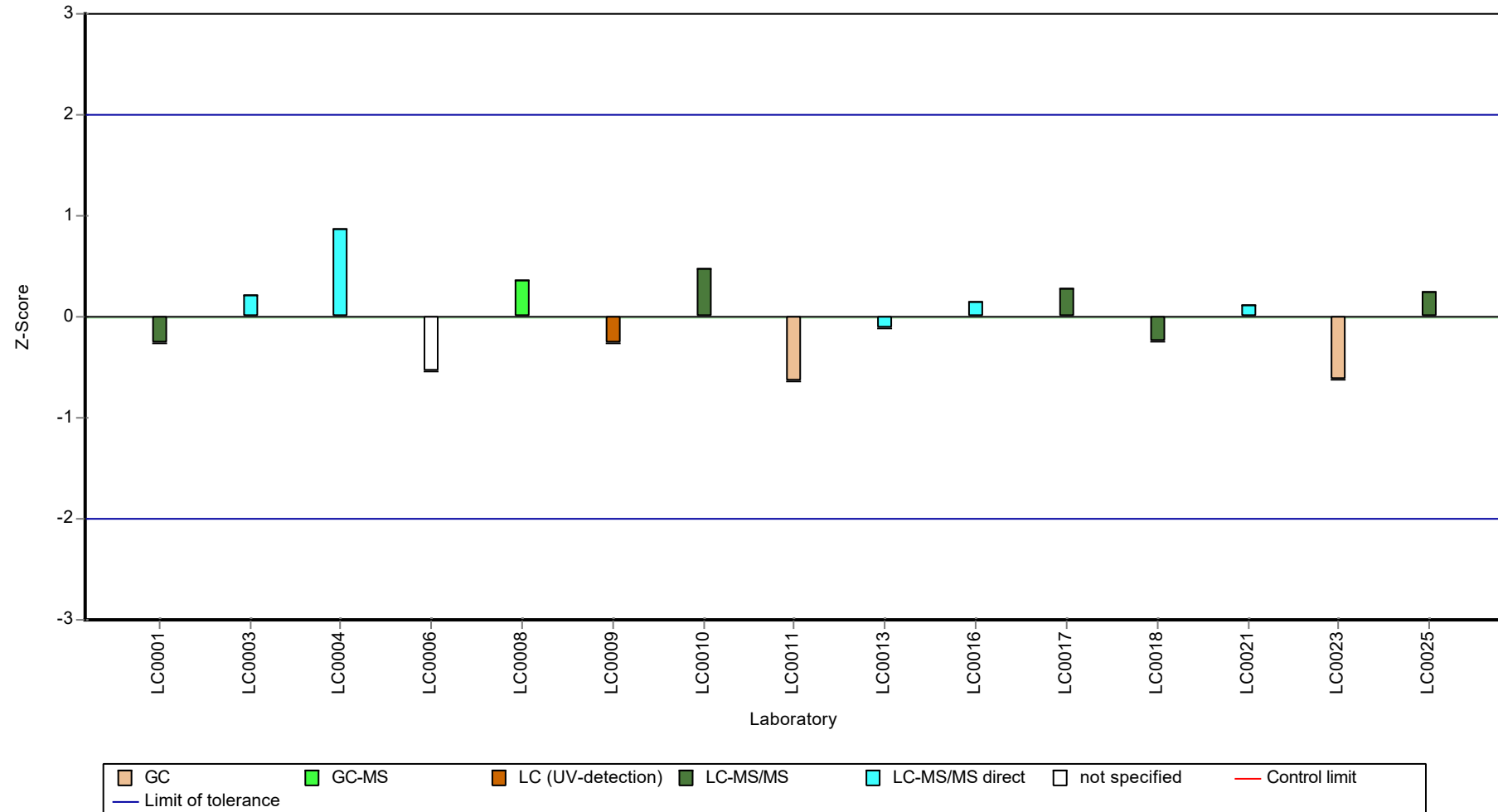
Results



Recovery rate



Z-score



Parameter oriented report

H109 A

Atrazine

Unit	µg/l
Assigned value ± U (k=2)	0.502 ± 0.0167
Criterion	0.0552 (11 %)
Minimum - Maximum	0.39 - 0.592
Control test value ± U (k=2)	0.501 ± 0.0752

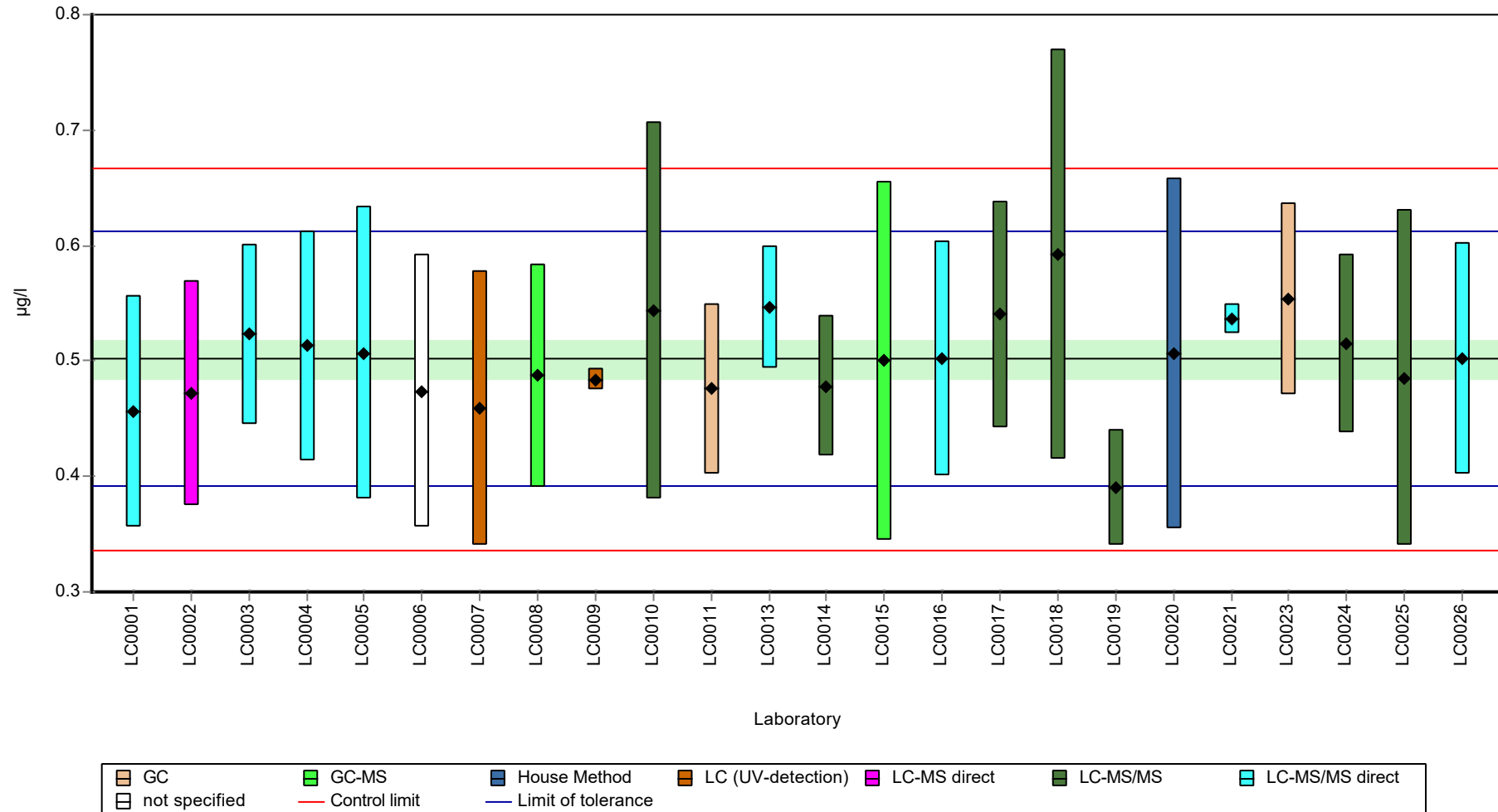
Labcode	Result	± U	Recovery [%]	z-score	Comments
LC0001	0.456	0.1	90.9	-0.83	
LC0002	0.472	0.097	94.1	-0.54	
LC0003	0.523	0.078	104	0.38	
LC0004	0.513	0.1	102	0.2	
LC0005	0.507	0.127	101	0.09	
LC0006	0.474	0.118	94.5	-0.5	
LC0007	0.459	0.119	91.5	-0.78	
LC0008	0.487	0.097	97.1	-0.27	
LC0009	0.484	0.009	96.5	-0.32	
LC0010	0.54357	0.16307	108	0.76	
LC0011	0.476	0.074	94.9	-0.47	
LC0012	-	-	-	-	
LC0013	0.547	0.053	109	0.82	
LC0014	0.478	0.061	95.3	-0.43	
LC0015	0.5	0.155	99.6	-0.03	
LC0016	0.502	0.102	100	0.00	
LC0017	0.54	0.098	108	0.69	
LC0018	0.592	0.178	118	1.63	
LC0019	0.39	0.05	77.7	-2.03	
LC0020	0.506	0.152	101	0.08	
LC0021	0.537	0.013	107	0.64	
LC0022	-	-	-	-	
LC0023	0.554	0.083	110	0.95	
LC0024	0.515	0.077	103	0.24	
LC0025	0.4855	0.14565	96.8	-0.29	
LC0026	0.502	0.1	100	0.00	

Characteristics of parameter

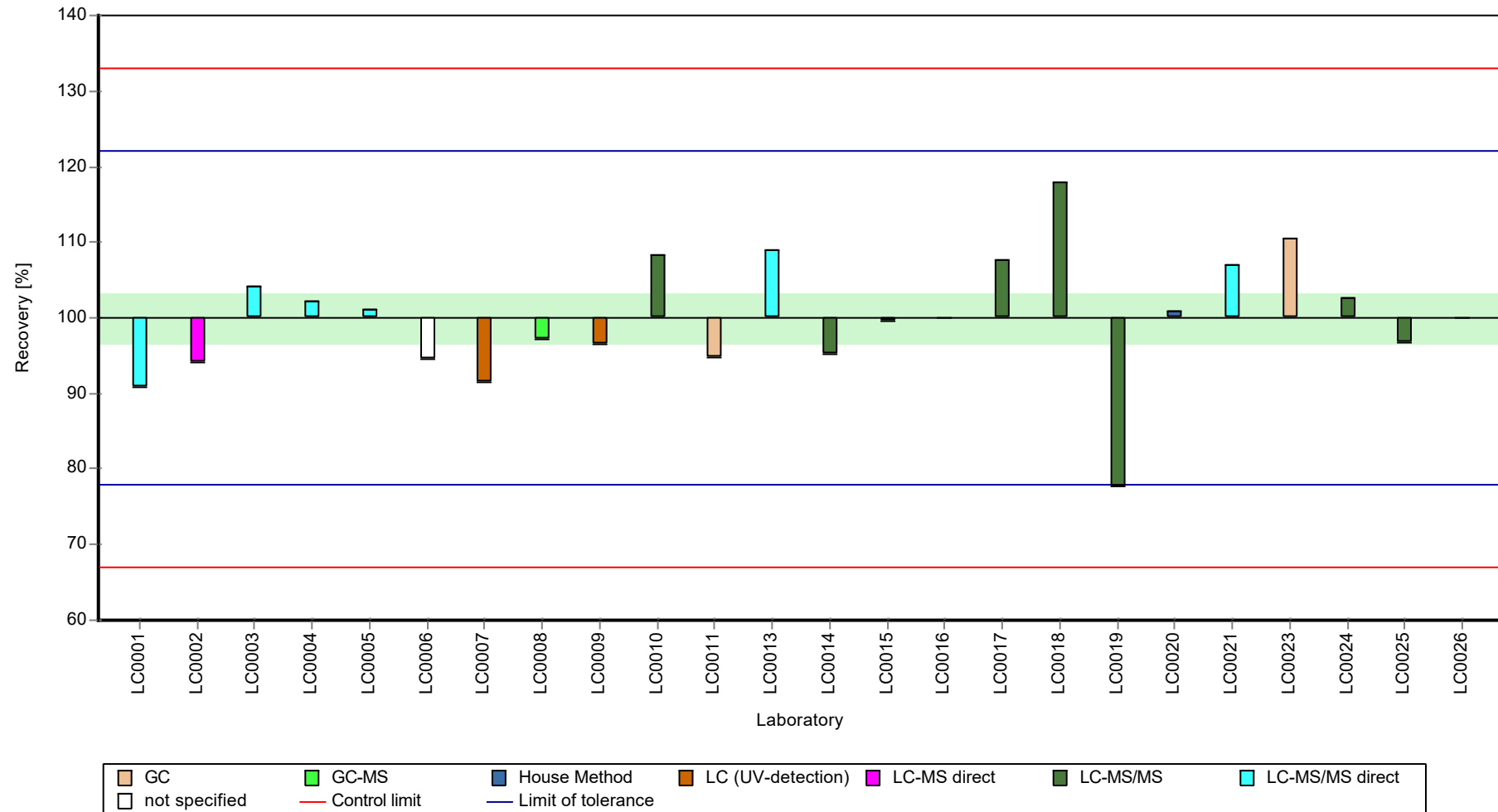
	all results	without outliers	Unit
Mean ± CI (99%)	0.502 ± 0.025	0.502 ± 0.025	µg/l
Minimum	0.39	0.39	µg/l
Maximum	0.592	0.592	µg/l
Standard deviation	0.0408	0.0408	µg/l
rel. standard deviation	8.13	8.13	%
n	24	24	-

Graphical presentation of results

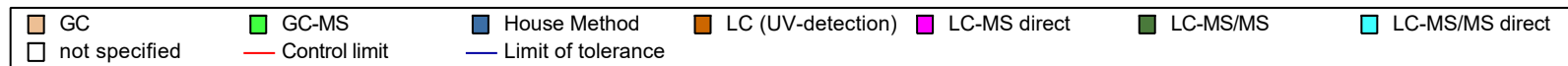
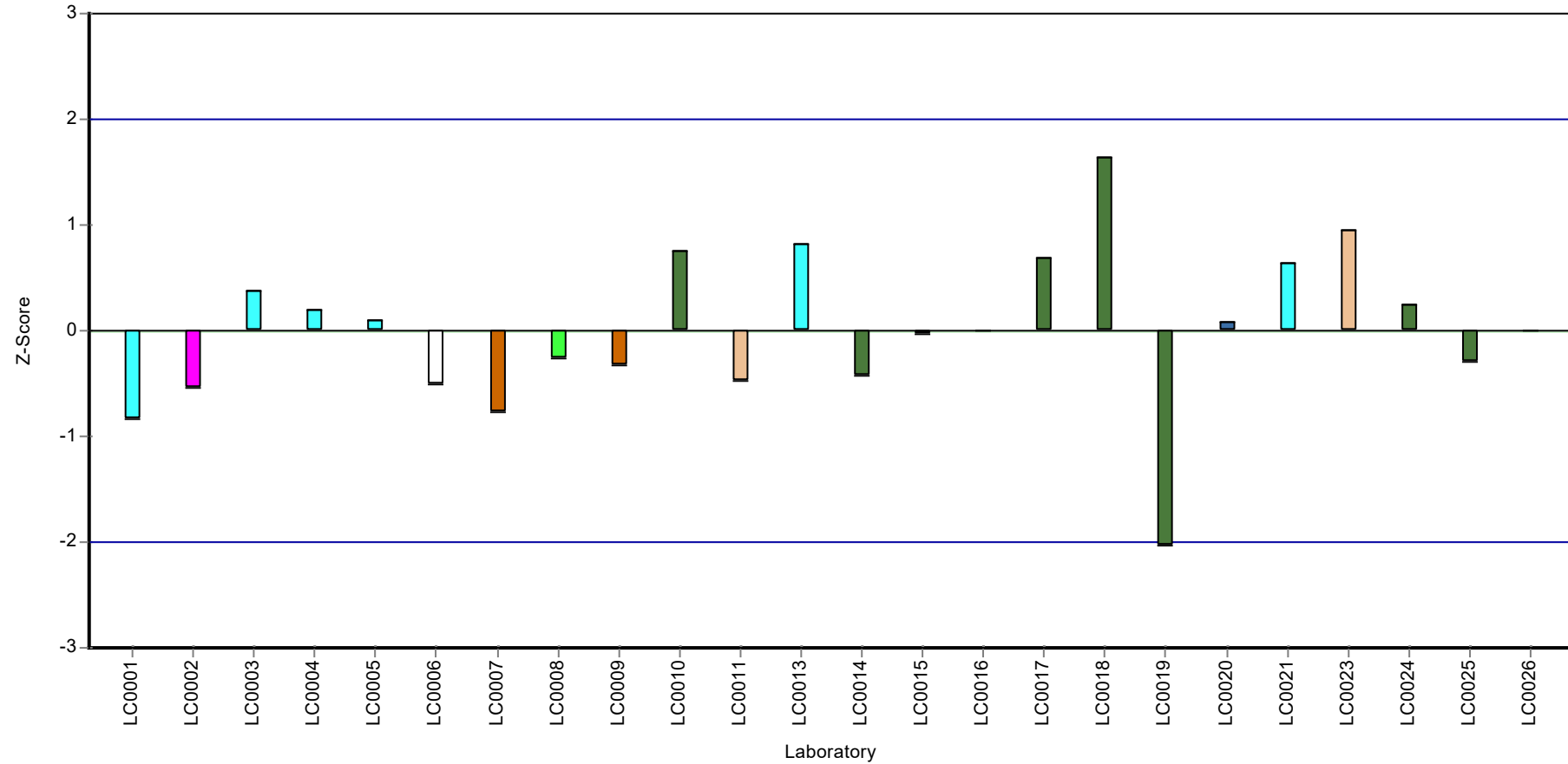
Results



Recovery rate



Z-score



Parameter oriented report

H109 B

Atrazine

Unit	µg/l
Assigned value ± U (k=2)	0.943 ± 0.0251
Criterion	0.104 (11 %)
Minimum - Maximum	0.779 - 1.05
Control test value ± U (k=2)	0.911 ± 0.137

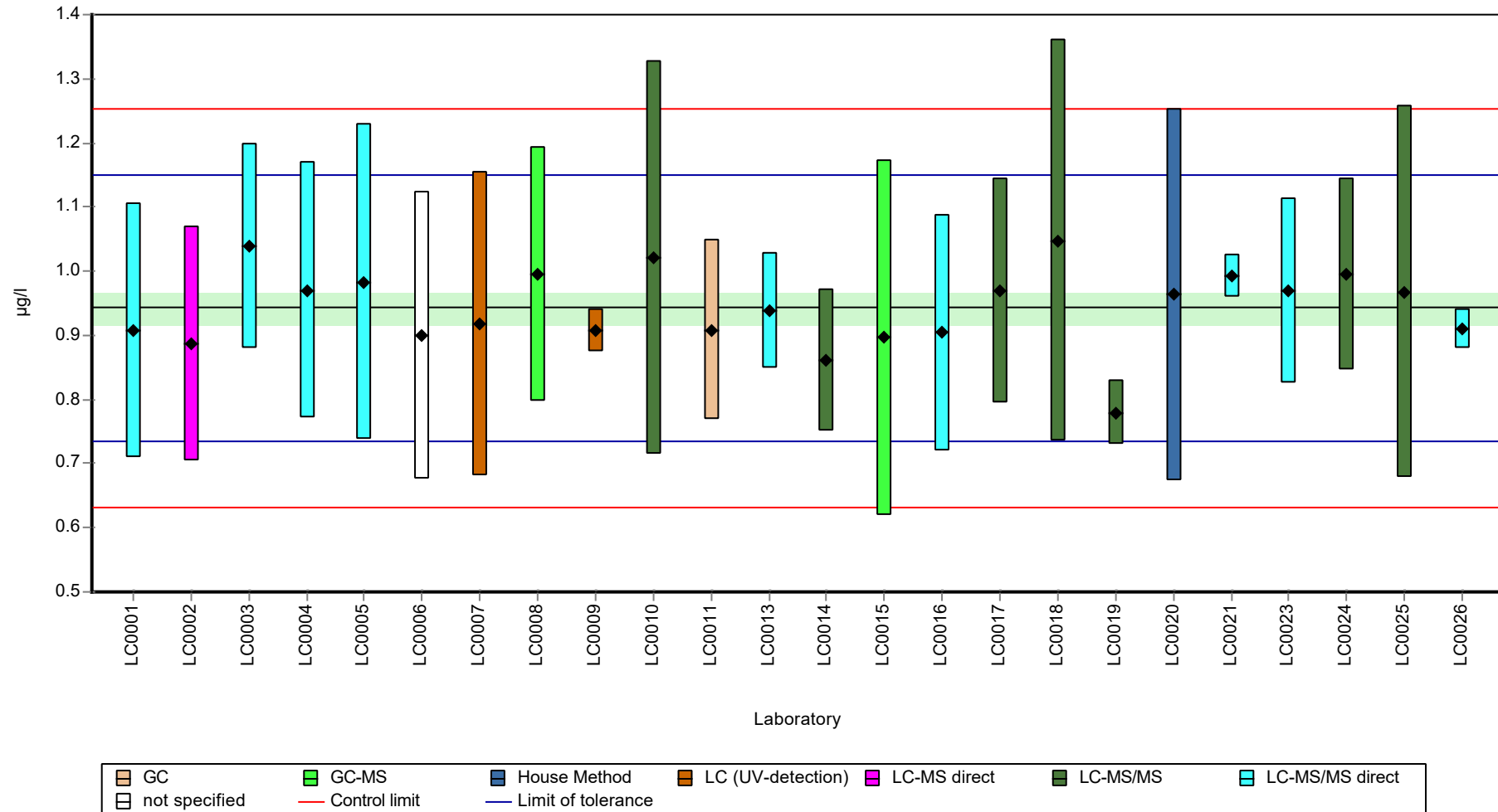
Labcode	Result	± U	Recovery [%]	z-score	Comments
LC0001	0.907	0.199	96.2	-0.35	
LC0002	0.886	0.183	94	-0.55	
LC0003	1.04	0.16	110	0.94	
LC0004	0.97	0.2	103	0.26	
LC0005	0.983	0.246	104	0.39	
LC0006	0.9	0.225	95.5	-0.41	
LC0007	0.918	0.237	97.4	-0.24	
LC0008	0.995	0.199	106	0.5	
LC0009	0.907	0.034	96.2	-0.35	
LC0010	1.02143	0.30643	108	0.76	
LC0011	0.908	0.141	96.3	-0.34	
LC0012	-	-	-	-	
LC0013	0.938	0.091	99.5	-0.05	
LC0014	0.861	0.11	91.3	-0.79	
LC0015	0.896	0.278	95	-0.45	
LC0016	0.904	0.184	95.9	-0.38	
LC0017	0.97	0.175	103	0.26	
LC0018	1.048	0.314	111	1.01	
LC0019	0.779	0.05	82.6	-1.58	
LC0020	0.963	0.289	102	0.19	
LC0021	0.992	0.034	105	0.47	
LC0022	-	-	-	-	
LC0023	0.969	0.145	103	0.25	
LC0024	0.995	0.149	106	0.5	
LC0025	0.967	0.2901	103	0.23	
LC0026	0.911	0.031	96.6	-0.31	

Characteristics of parameter

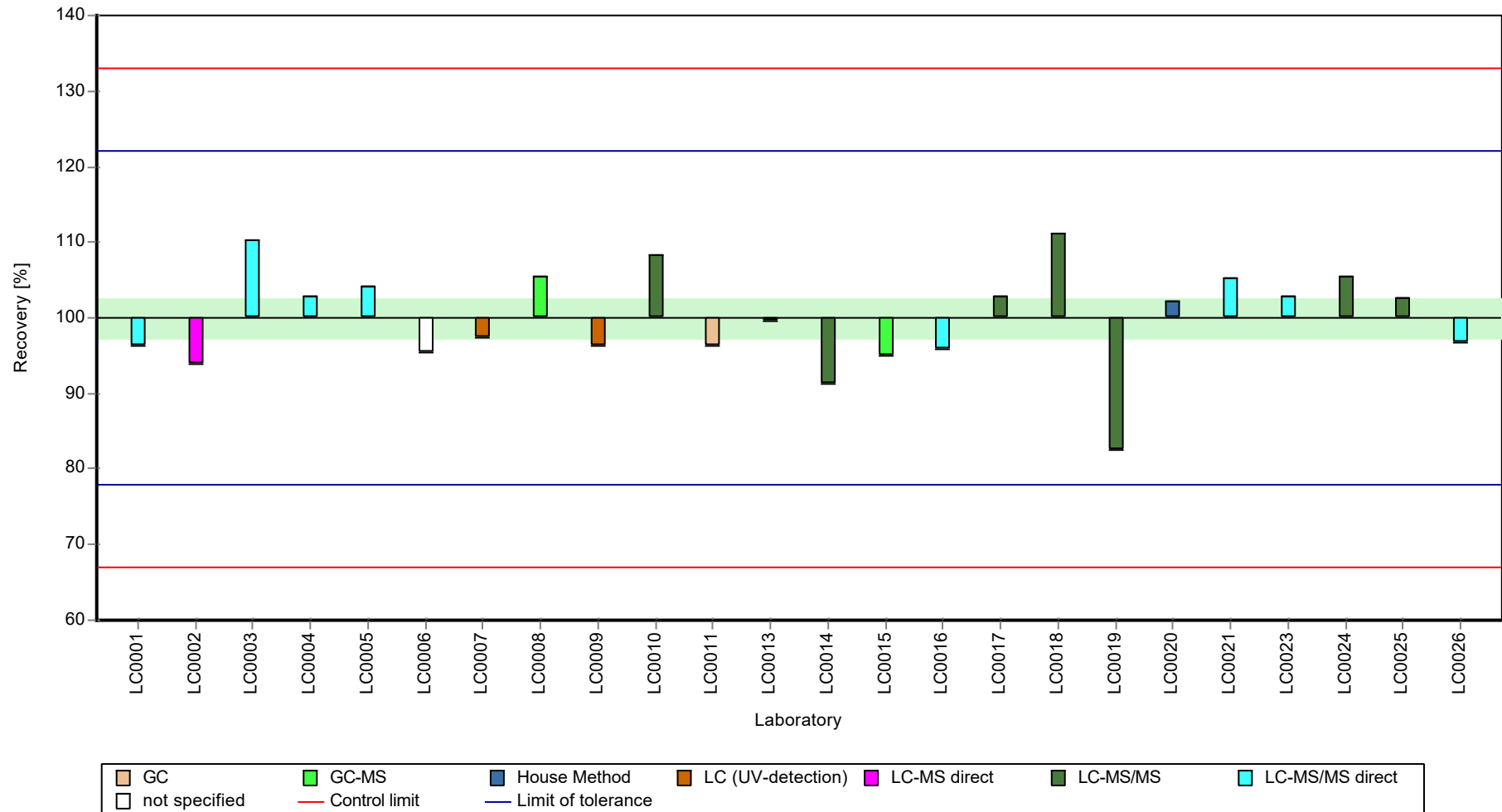
	all results	without outliers	Unit
Mean ± CI (99%)	0.943 ± 0.0377	0.943 ± 0.0377	µg/l
Minimum	0.779	0.779	µg/l
Maximum	1.05	1.05	µg/l
Standard deviation	0.0615	0.0615	µg/l
rel. standard deviation	6.52	6.52	%
n	24	24	-

Graphical presentation of results

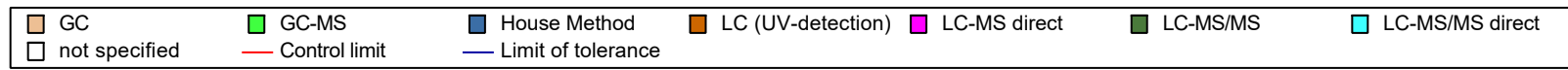
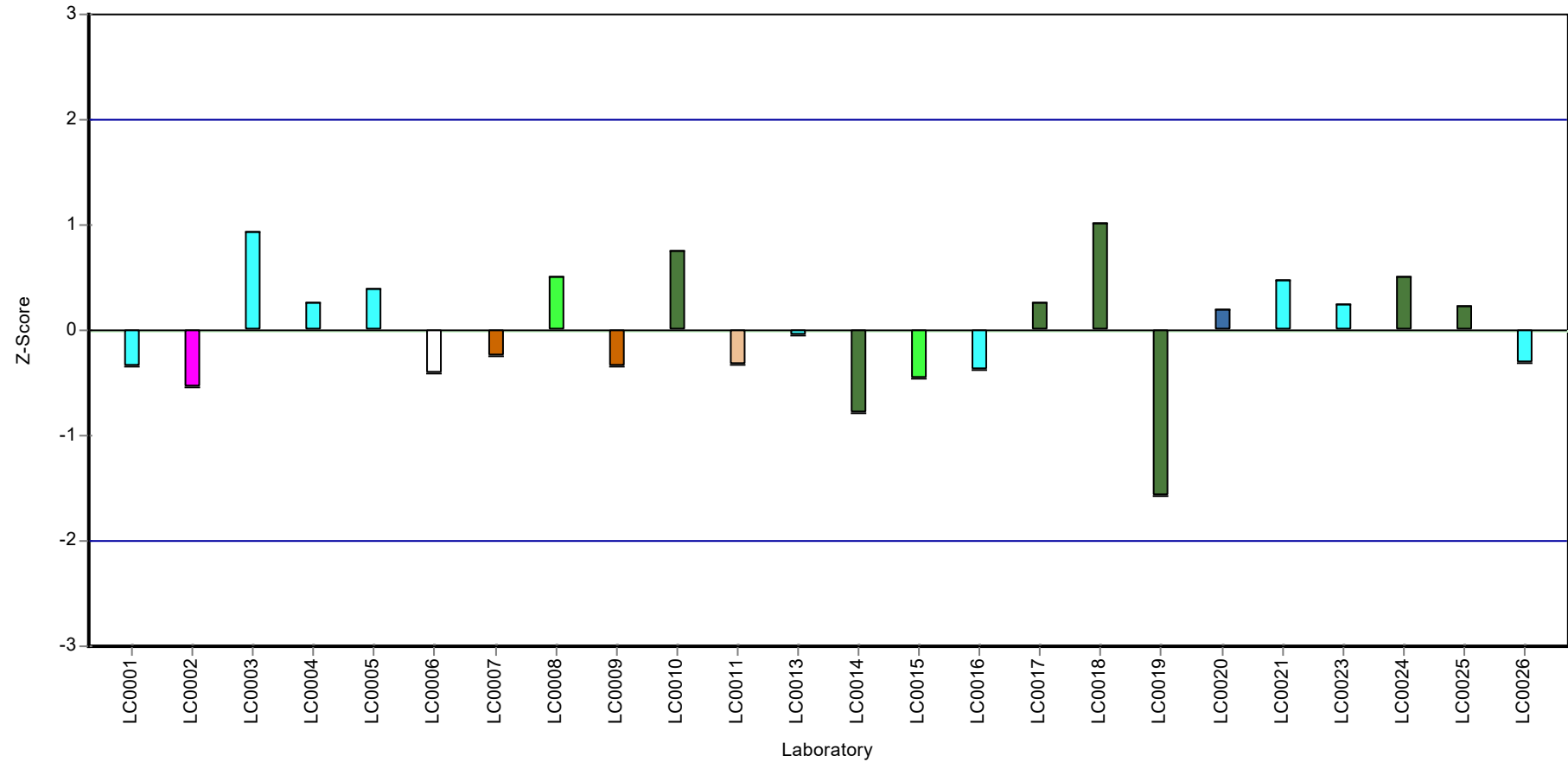
Results



Recovery rate



Z-score



Parameter oriented report

H109 A

Atrazine-desethyl

Unit	µg/l
Assigned value ± U (k=2)	1.31 ± 0.0533
Criterion	0.157 (12 %)
Minimum - Maximum	1.1 - 1.53
Control test value ± U (k=2)	1.550 ± 0.233

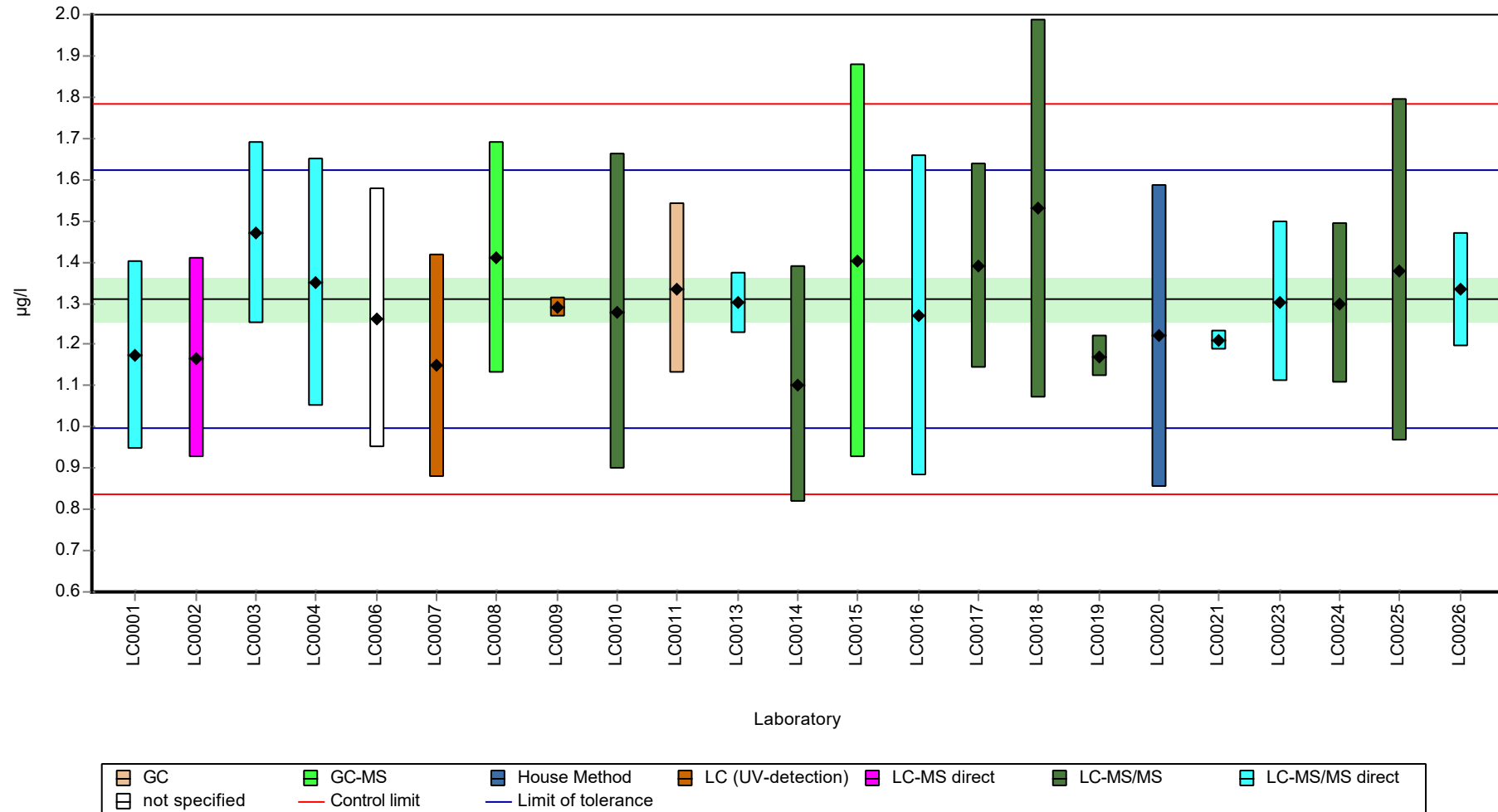
Labcode	Result	± U	Recovery [%]	z-score	Comments
LC0001	1.175	0.229	89.7	-0.86	
LC0002	1.167	0.242	89.1	-0.91	
LC0003	1.47	0.22	112	1.02	
LC0004	1.35	0.3	103	0.25	
LC0005	-	-	-	-	
LC0006	1.263	0.315	96.4	-0.3	
LC0007	1.148	0.272	87.6	-1.03	
LC0008	1.41	0.28	108	0.64	
LC0009	1.29	0.025	98.5	-0.13	
LC0010	1.27933	0.3838	97.6	-0.2	
LC0011	1.336	0.207	102	0.16	
LC0012	-	-	-	-	
LC0013	1.301	0.075	99.3	-0.06	
LC0014	1.103	0.287	84.2	-1.32	
LC0015	1.403	0.477	107	0.59	
LC0016	1.27	0.39	96.9	-0.26	
LC0017	1.39	0.249	106	0.51	
LC0018	1.53	0.459	117	1.4	
LC0019	1.17	0.05	89.3	-0.89	
LC0020	1.22	0.366	93.1	-0.57	
LC0021	1.21	0.025	92.4	-0.64	
LC0022	-	-	-	-	
LC0023	1.303	0.195	99.5	-0.05	
LC0024	1.3	0.195	99.2	-0.06	
LC0025	1.38	0.414	105	0.44	
LC0026	1.333	0.139	102	0.14	

Characteristics of parameter

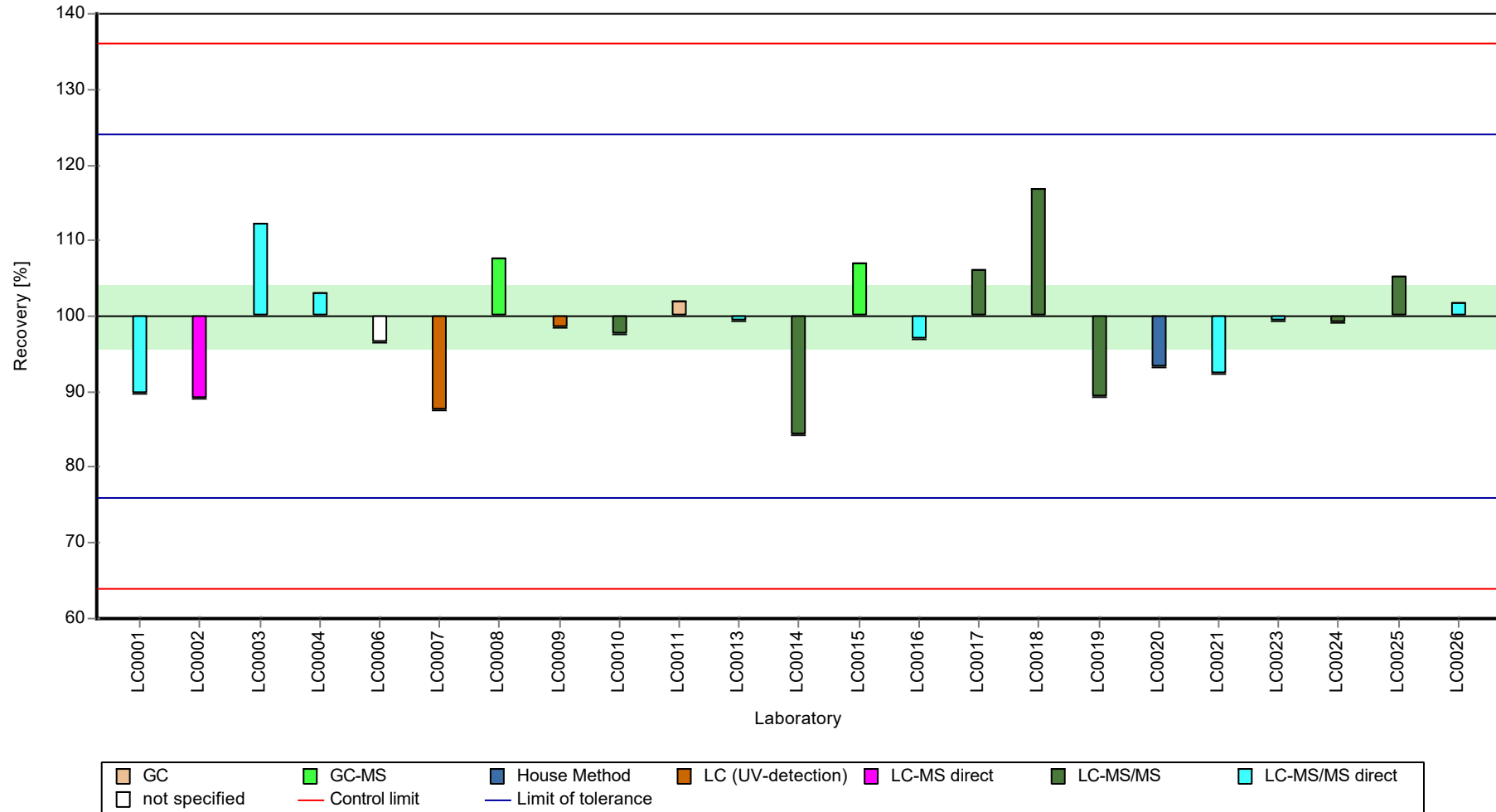
	all results	without outliers	Unit
Mean ± CI (99%)	1.3 ± 0.0671	1.3 ± 0.0671	µg/l
Minimum	1.1	1.1	µg/l
Maximum	1.53	1.53	µg/l
Standard deviation	0.107	0.107	µg/l
rel. standard deviation	8.27	8.27	%
n	23	23	-

Graphical presentation of results

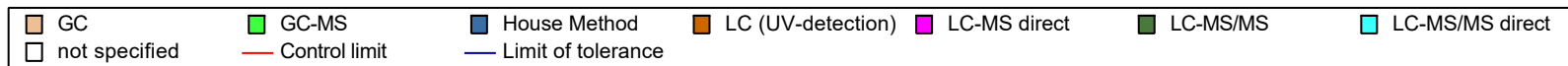
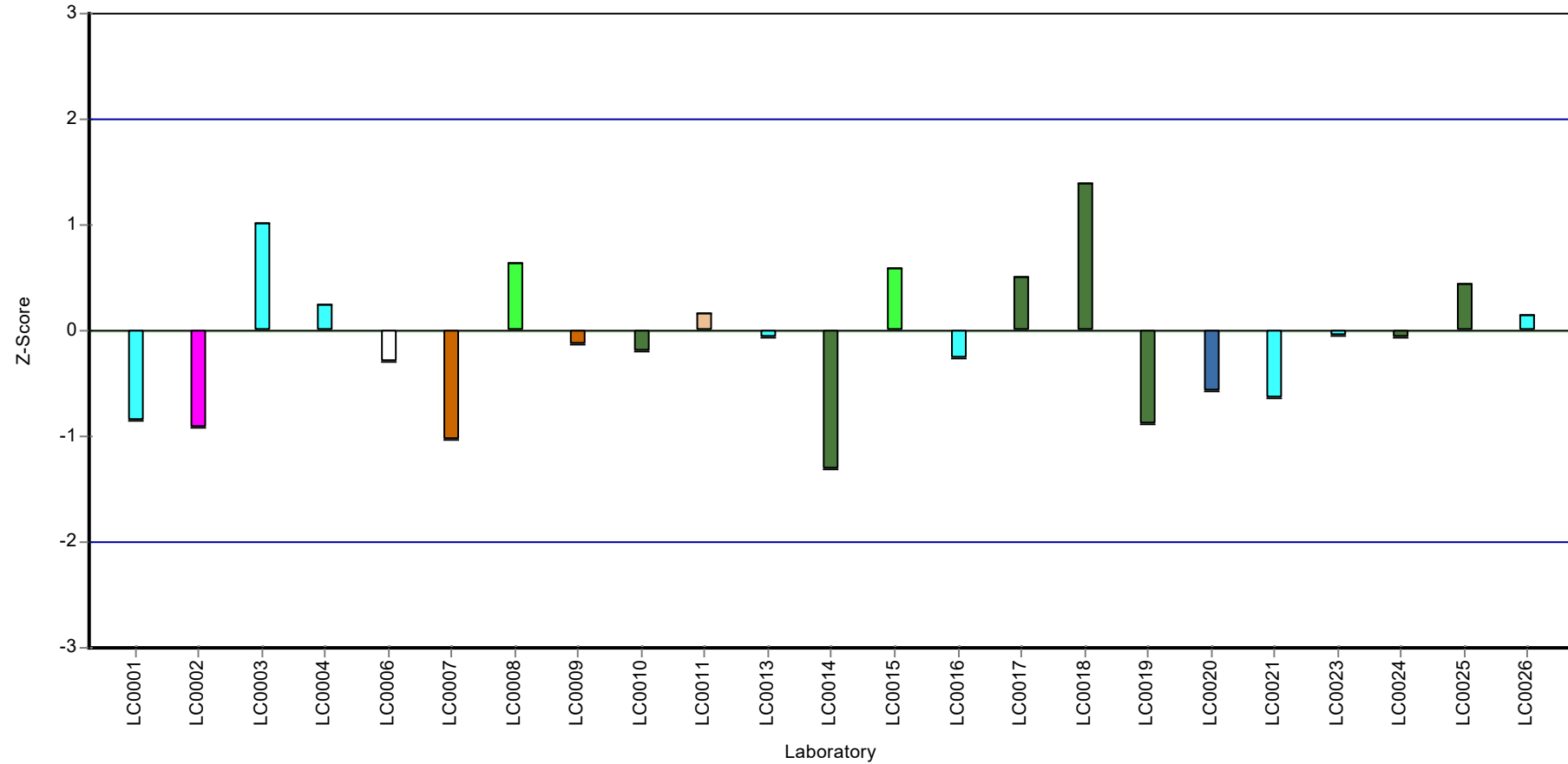
Results



Recovery rate



Z-score



Parameter oriented report

H109 B

Atrazine-desethyl

Unit	µg/l
Assigned value ± U (k=2)	0.332 ± 0.0122
Criterion	0.0398 (12 %)
Minimum - Maximum	0.282 - 0.408
Control test value ± U (k=2)	0.346 ± 0.0519

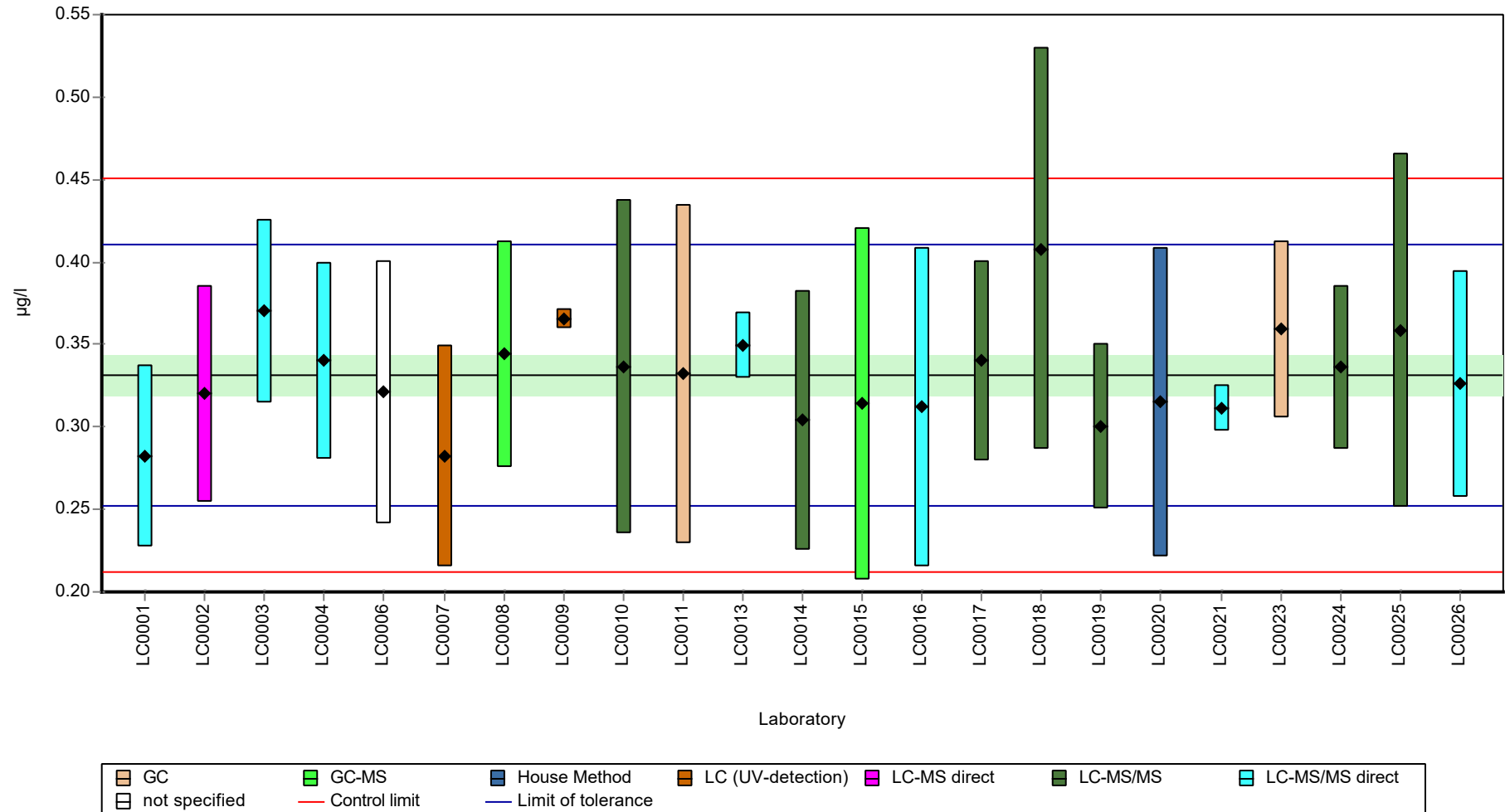
Labcode	Result	± U	Recovery [%]	z-score	Comments
LC0001	0.282	0.055	85.1	-1.24	
LC0002	0.32	0.066	96.5	-0.29	
LC0003	0.37	0.056	112	0.97	
LC0004	0.34	0.06	103	0.21	
LC0005	-	-	-	-	
LC0006	0.321	0.08	96.8	-0.26	
LC0007	0.282	0.067	85.1	-1.24	
LC0008	0.344	0.069	104	0.31	
LC0009	0.365	0.006	110	0.84	
LC0010	0.3365	0.10095	102	0.13	
LC0011	0.332	0.103	100	0.01	
LC0012	-	-	-	-	
LC0013	0.349	0.02	105	0.44	
LC0014	0.304	0.079	91.7	-0.69	
LC0015	0.314	0.107	94.7	-0.44	
LC0016	0.312	0.097	94.1	-0.49	
LC0017	0.34	0.061	103	0.21	
LC0018	0.408	0.122	123	1.92	
LC0019	0.3	0.05	90.5	-0.79	
LC0020	0.315	0.094	95	-0.41	
LC0021	0.311	0.014	93.8	-0.52	
LC0022	-	-	-	-	
LC0023	0.359	0.054	108	0.69	
LC0024	0.336	0.05	101	0.11	
LC0025	0.3585	0.10755	108	0.68	
LC0026	0.326	0.069	98.3	-0.14	

Characteristics of parameter

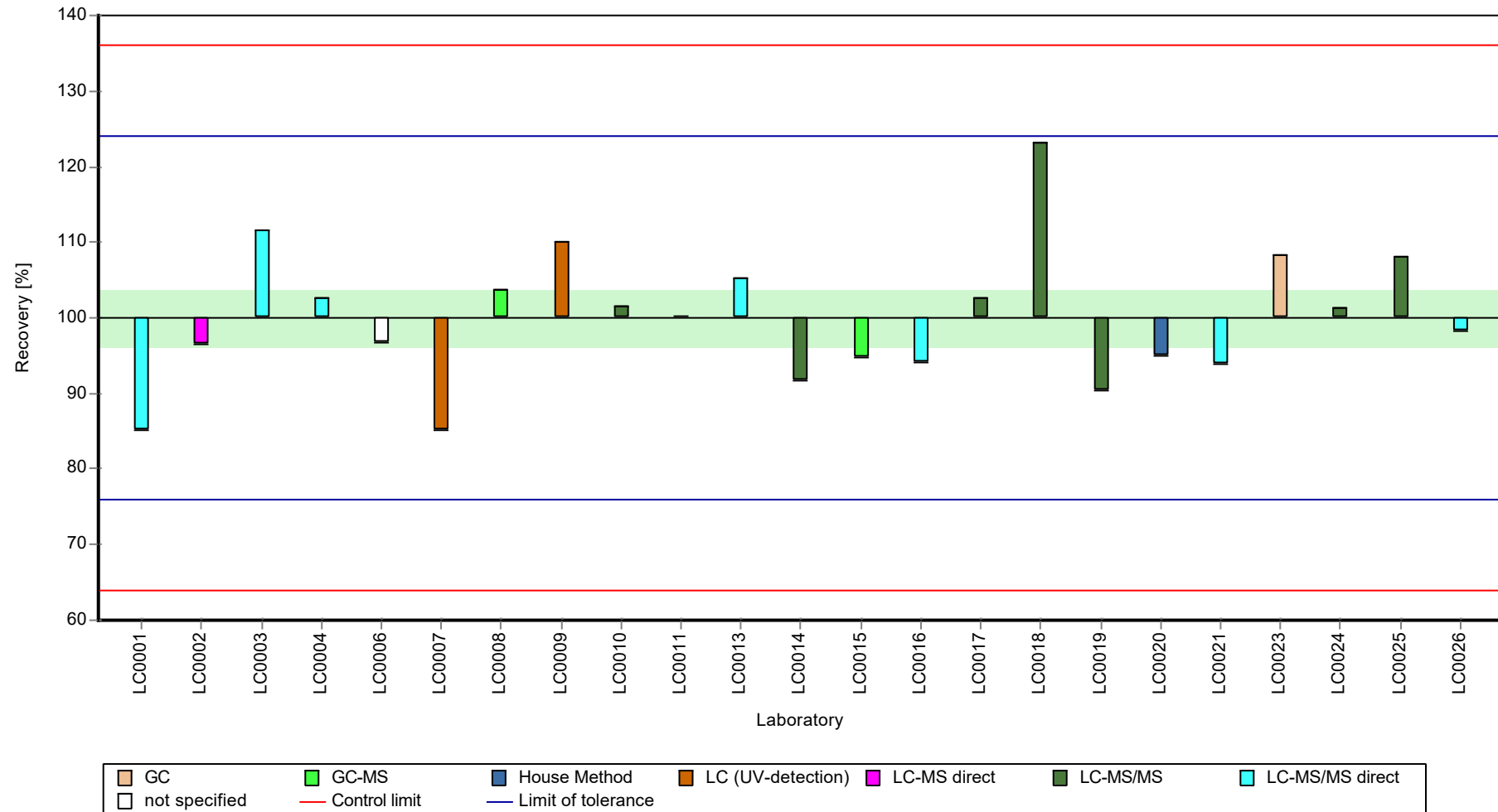
	all results	without outliers	Unit
Mean ± CI (99%)	0.332 ± 0.0183	0.332 ± 0.0183	µg/l
Minimum	0.282	0.282	µg/l
Maximum	0.408	0.408	µg/l
Standard deviation	0.0293	0.0293	µg/l
rel. standard deviation	8.84	8.84	%
n	23	23	-

Graphical presentation of results

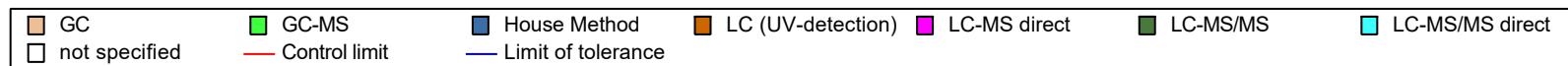
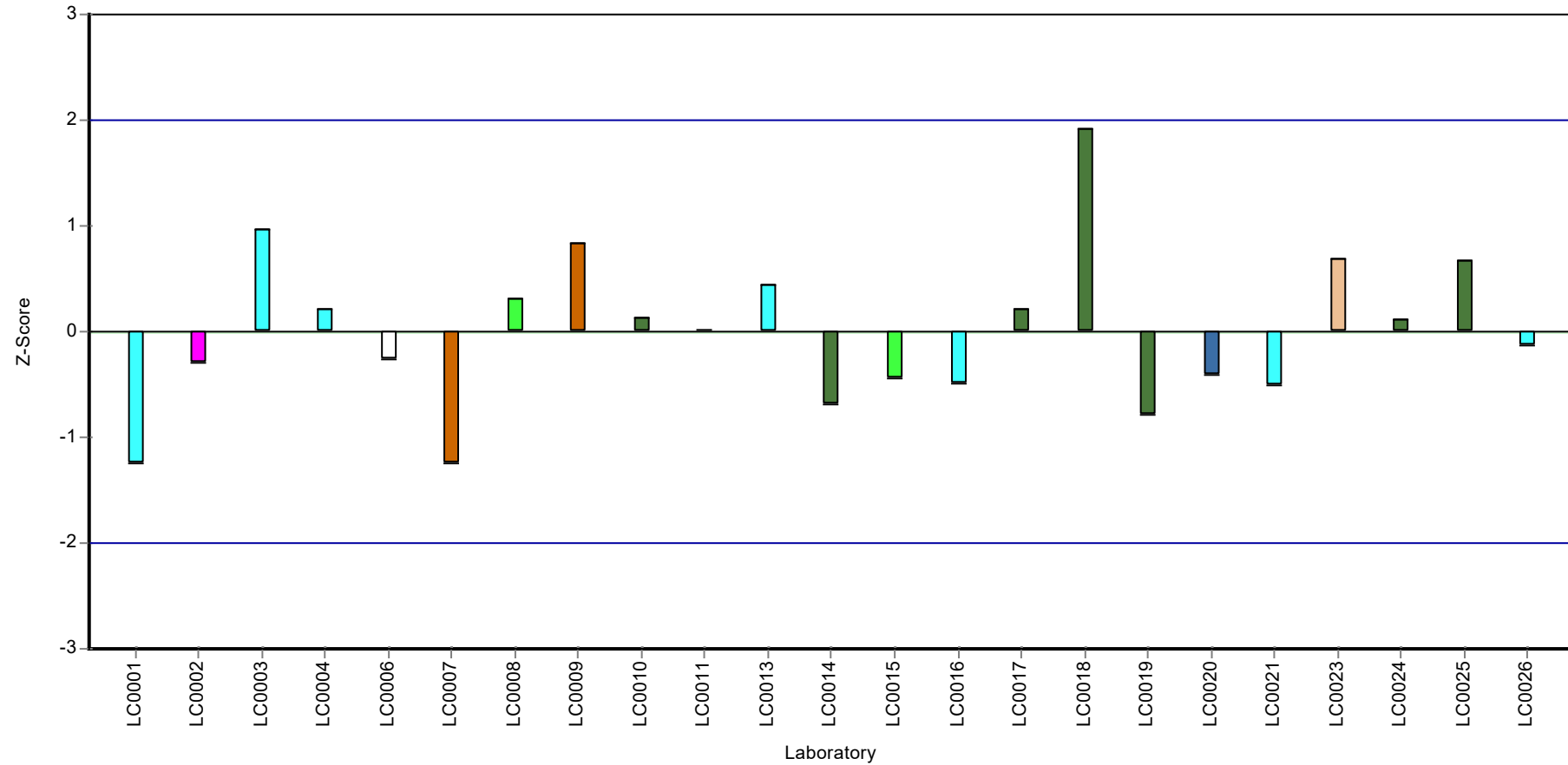
Results



Recovery rate



Z-score



Parameter oriented report

H109 A

Atrazine-desethyl-desisopropyl

Unit	µg/l
Assigned value ± U (k=2)	1.28 ± 0.21
Criterion	0.293 (23 %)
Minimum - Maximum	0.745 - 1.67
Control test value ± U (k=2)	1.170 ± 0.176

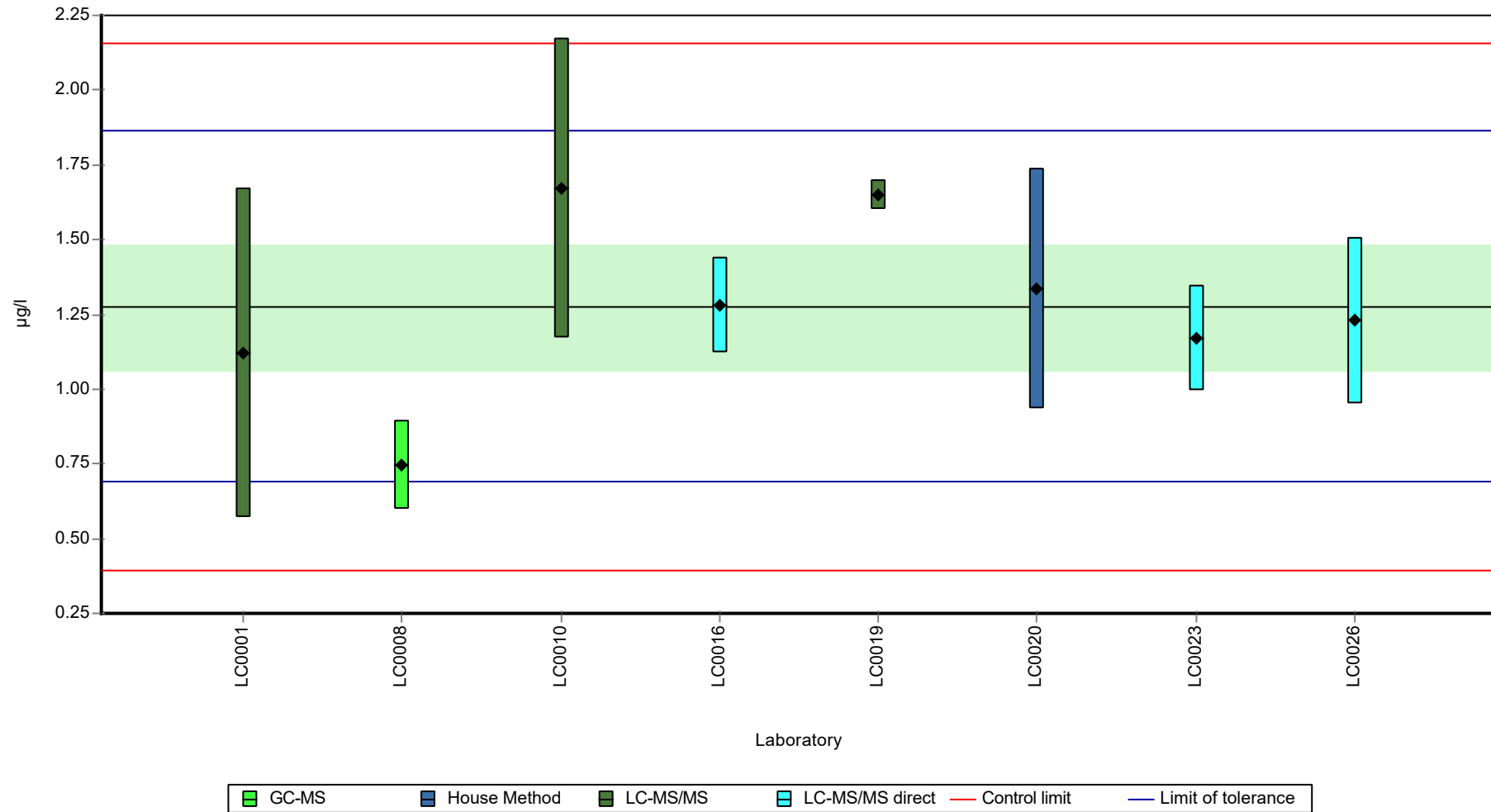
Labcode	Result	± U	Recovery [%]	z-score	Comments
LC0001	1.119	0.551	87.7	-0.53	
LC0002	-	-	-	-	
LC0003	-	-	-	-	
LC0004	-	-	-	-	
LC0005	-	-	-	-	
LC0006	-	-	-	-	
LC0007	-	-	-	-	
LC0008	0.745	0.149	58.4	-1.81	
LC0009	-	-	-	-	
LC0010	1.67225	0.50167	131	1.35	
LC0011	-	-	-	-	
LC0012	-	-	-	-	
LC0013	-	-	-	-	
LC0014	-	-	-	-	
LC0015	-	-	-	-	
LC0016	1.28	0.16	100	0.02	
LC0017	-	-	-	-	
LC0018	-	-	-	-	
LC0019	1.65	0.05	129	1.28	
LC0020	1.336	0.401	105	0.21	
LC0021	-	-	-	-	
LC0022	-	-	-	-	
LC0023	1.172	0.176	91.9	-0.35	
LC0024	-	-	-	-	
LC0025	-	-	-	-	
LC0026	1.229	0.277	96.4	-0.16	

Characteristics of parameter

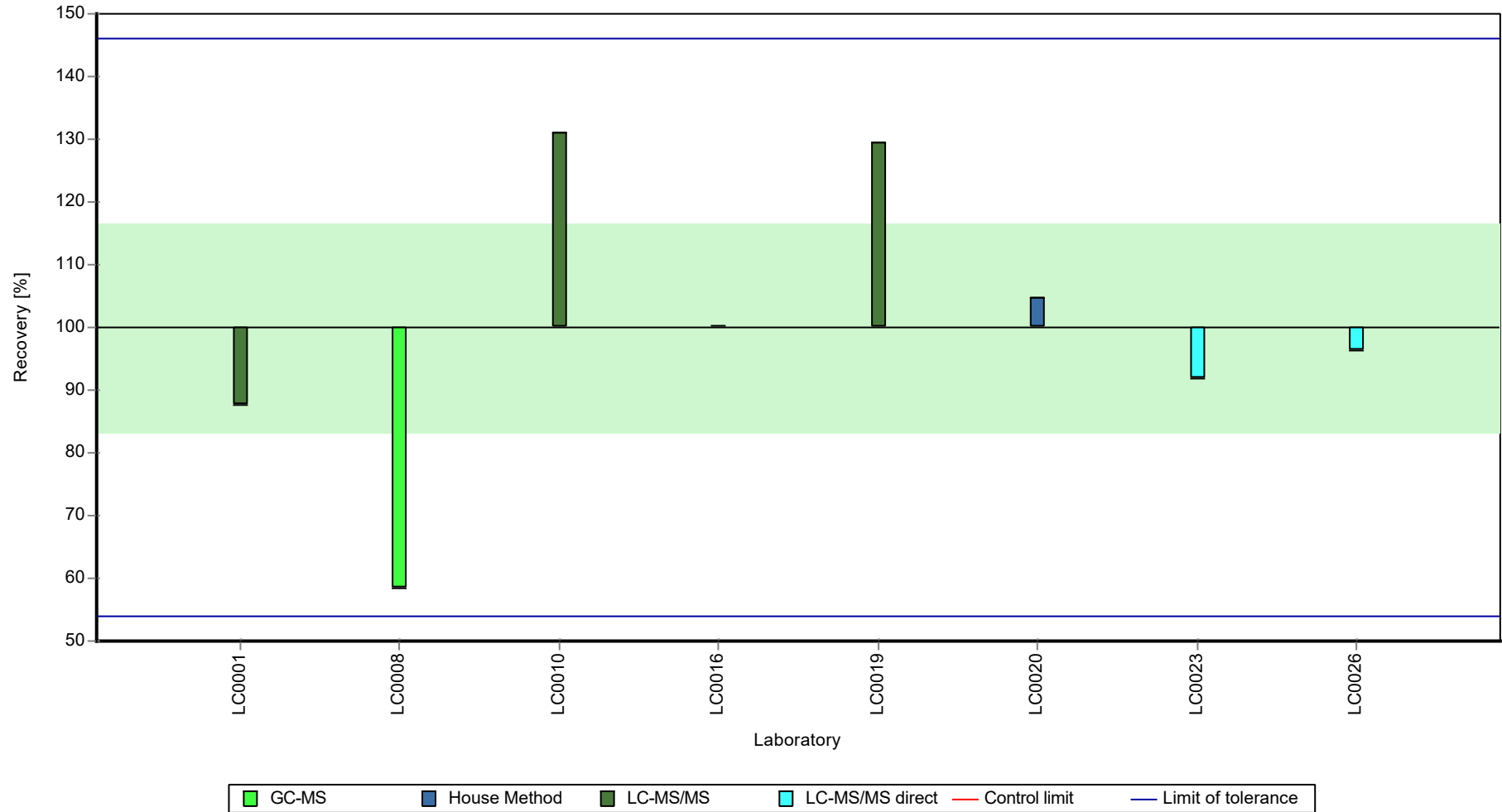
	all results	without outliers	Unit
Mean ± CI (99%)	1.28 ± 0.316	1.28 ± 0.316	µg/l
Minimum	0.745	0.745	µg/l
Maximum	1.67	1.67	µg/l
Standard deviation	0.298	0.298	µg/l
rel. standard deviation	23.3	23.3	%
n	8	8	-

Graphical presentation of results

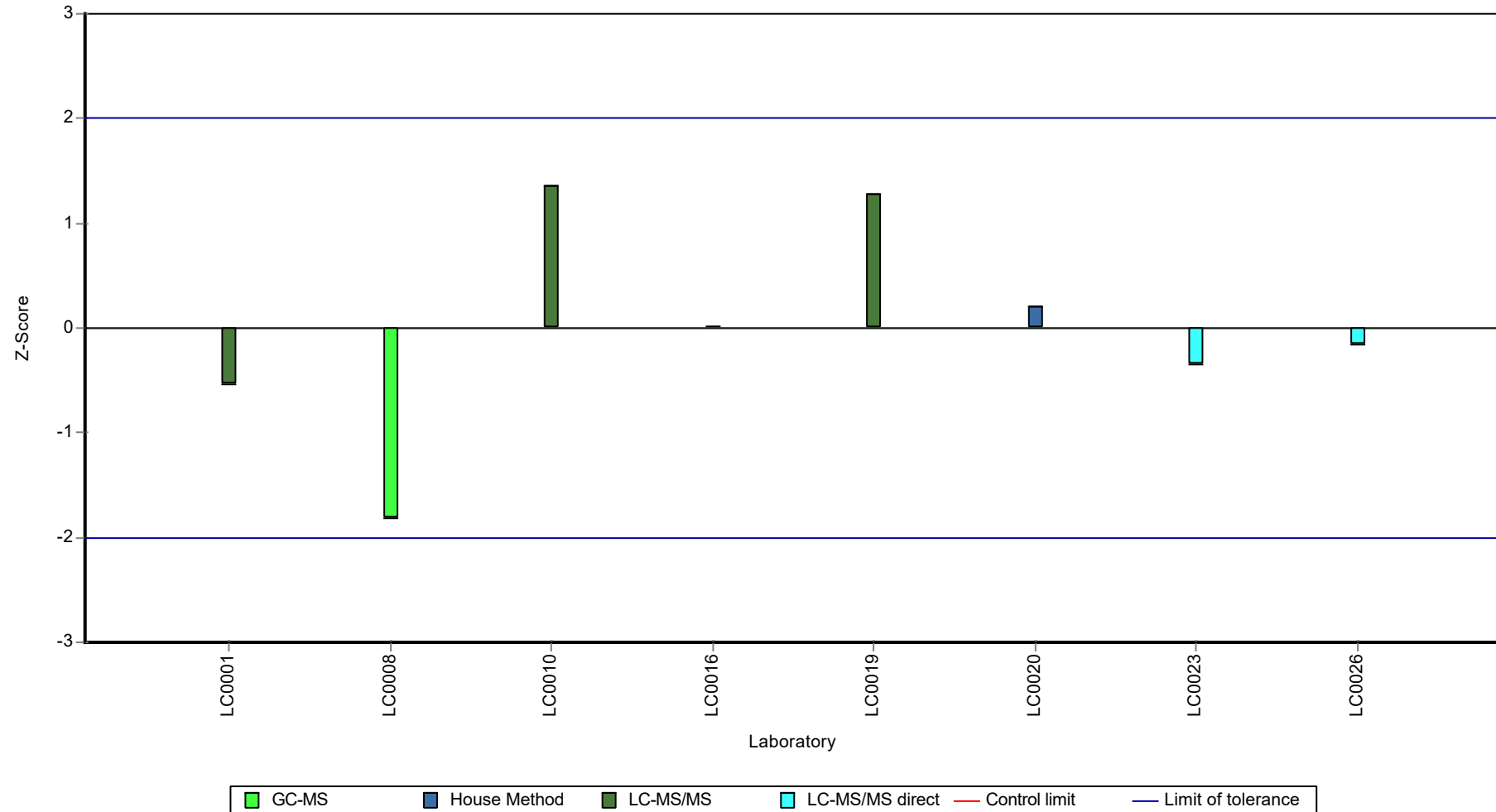
Results



Recovery rate



Z-score



Parameter oriented report

H109 B

Atrazine-desethyl-desisopropyl

Unit	µg/l
Assigned value ± U (k=2)	0.355 ± 0.0626
Criterion	0.0888 (25 %)
Minimum - Maximum	0.205 - 0.475
Control test value ± U (k=2)	0.357 ± 0.0535

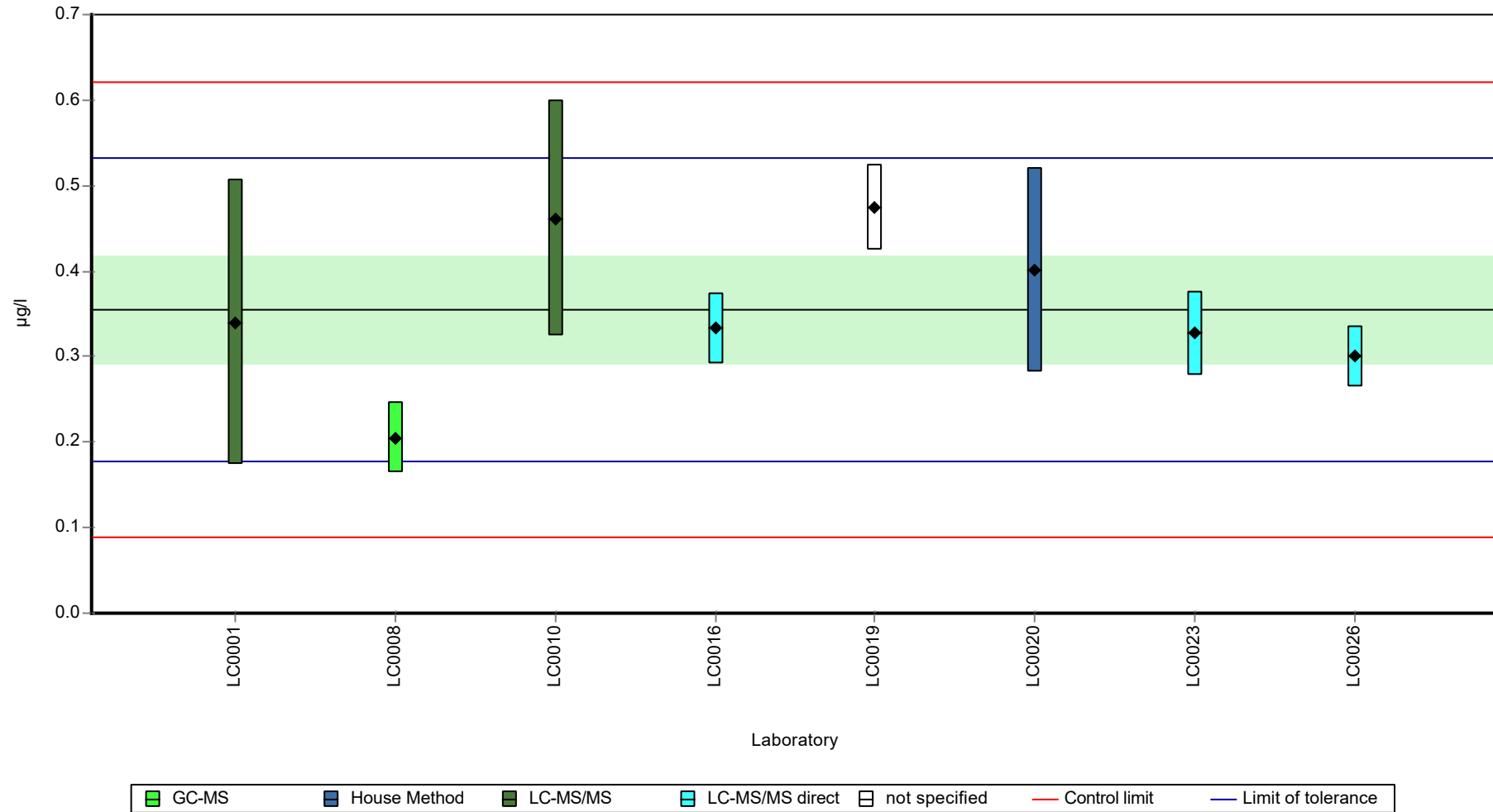
Labcode	Result	± U	Recovery [%]	z-score	Comments
LC0001	0.34	0.167	95.7	-0.17	
LC0002	-	-	-	-	
LC0003	-	-	-	-	
LC0004	-	-	-	-	
LC0005	-	-	-	-	
LC0006	-	-	-	-	
LC0007	-	-	-	-	
LC0008	0.205	0.041	57.7	-1.69	
LC0009	-	-	-	-	
LC0010	0.46175	0.13852	130	1.2	
LC0011	-	-	-	-	
LC0012	-	-	-	-	
LC0013	-	-	-	-	
LC0014	-	-	-	-	
LC0015	-	-	-	-	
LC0016	0.333	0.042	93.7	-0.25	
LC0017	-	-	-	-	
LC0018	-	-	-	-	
LC0019	0.475	0.05	134	1.35	
LC0020	0.401	0.12	113	0.51	
LC0021	-	-	-	-	
LC0022	-	-	-	-	
LC0023	0.327	0.049	92	-0.32	
LC0024	-	-	-	-	
LC0025	-	-	-	-	
LC0026	0.3	0.035	84.4	-0.62	

Characteristics of parameter

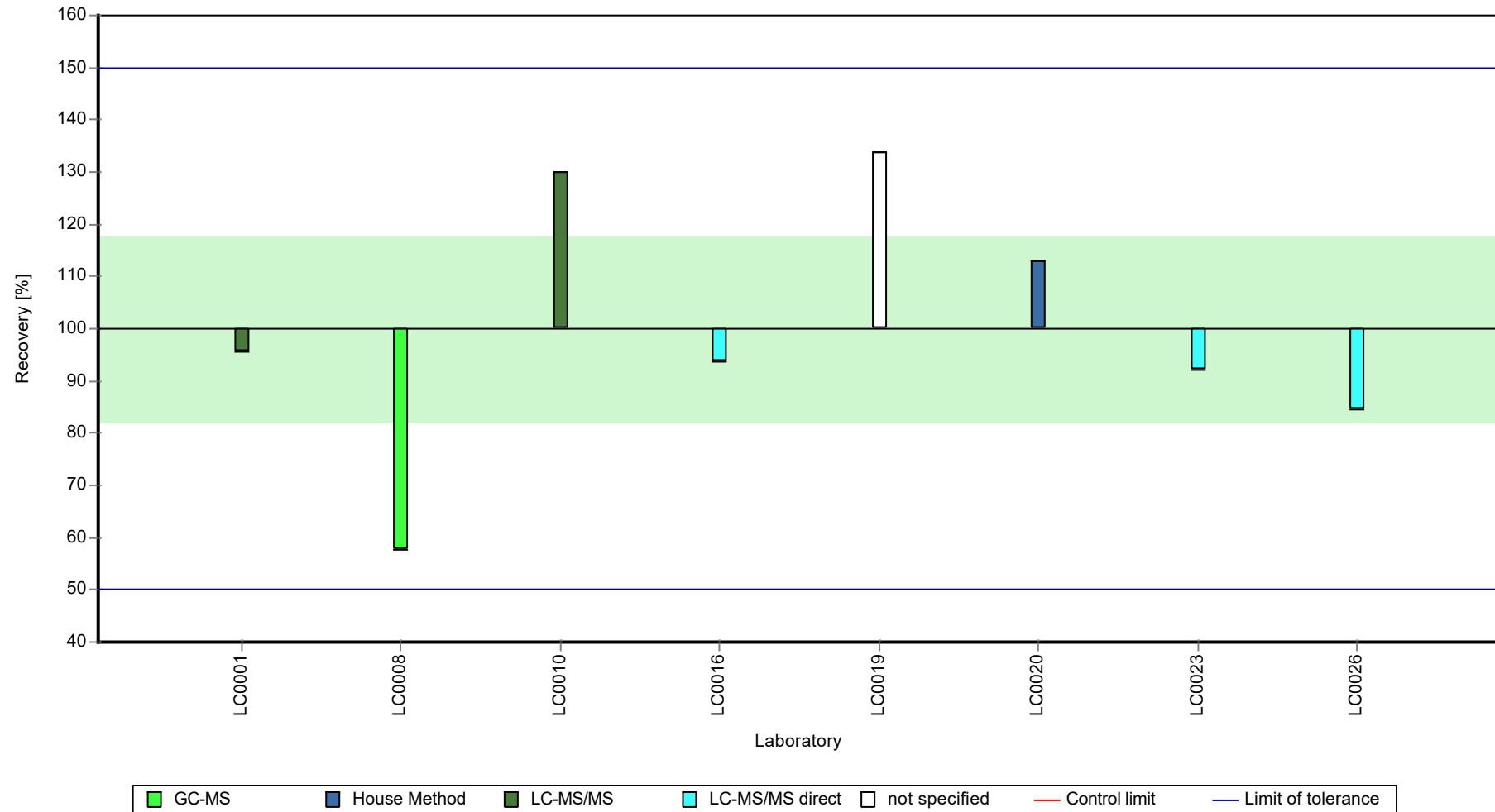
	all results	without outliers	Unit
Mean ± CI (99%)	0.355 ± 0.094	0.355 ± 0.094	µg/l
Minimum	0.205	0.205	µg/l
Maximum	0.475	0.475	µg/l
Standard deviation	0.0886	0.0886	µg/l
rel. standard deviation	24.9	24.9	%
n	8	8	-

Graphical presentation of results

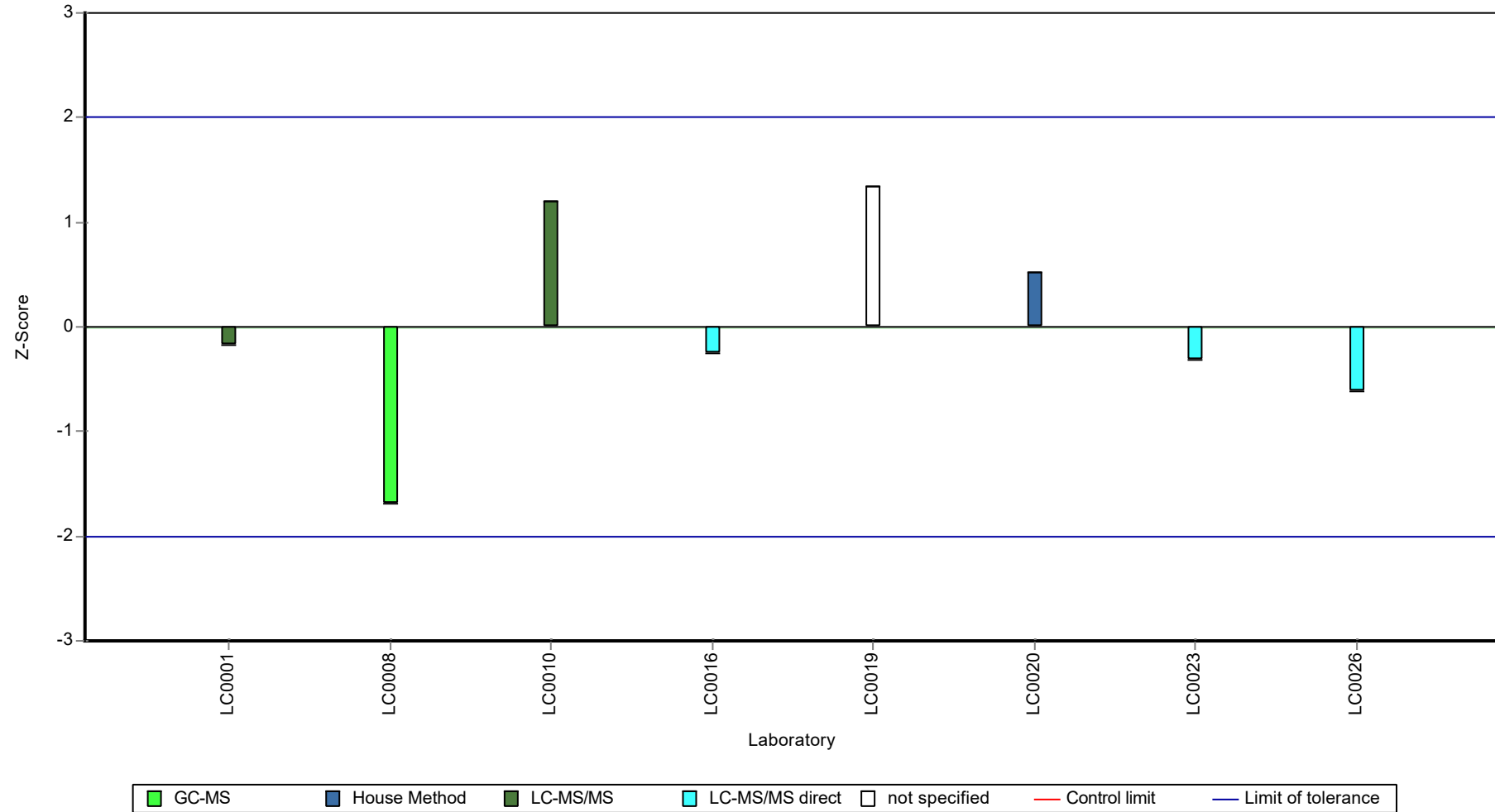
Results



Recovery rate



Z-score



Parameter oriented report

H109 A

Atrazine-desisopropyl

Unit	µg/l
Assigned value ± U (k=2)	1 ± 0.0449
Criterion	0.141 (14 %)
Minimum - Maximum	0.825 - 1.24
Control test value ± U (k=2)	1.170 ± 0.175

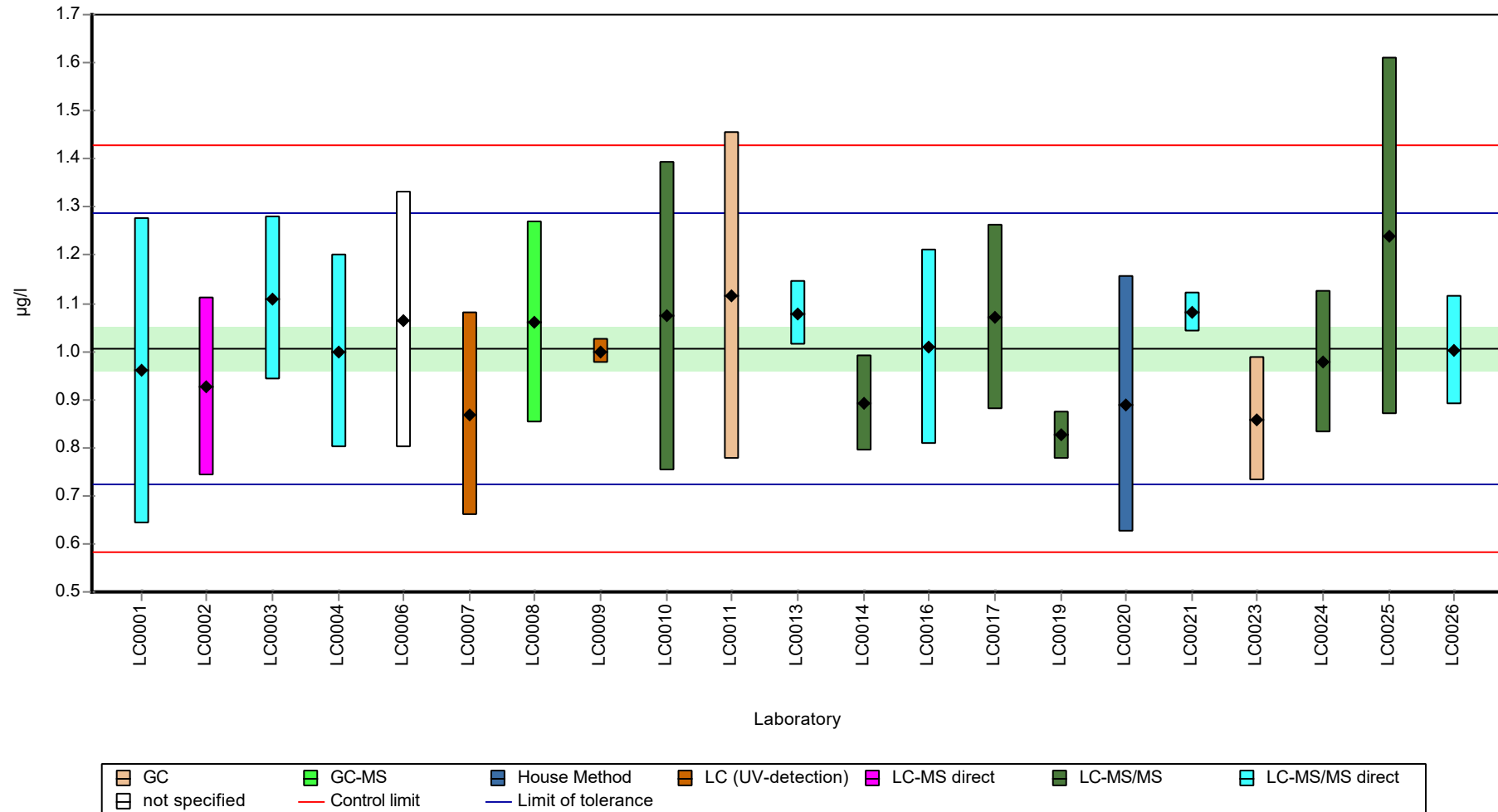
Labcode	Result	± U	Recovery [%]	z-score	Comments
LC0001	0.96	0.318	95.5	-0.32	
LC0002	0.927	0.185	92.3	-0.55	
LC0003	1.11	0.17	110	0.75	
LC0004	1	0.2	99.5	-0.03	
LC0005	-	-	-	-	
LC0006	1.065	0.2666	106	0.43	
LC0007	0.869	0.212	86.5	-0.97	
LC0008	1.06	0.21	105	0.39	
LC0009	1	0.025	99.5	-0.03	
LC0010	1.07252	0.32176	107	0.48	
LC0011	1.115	0.341	111	0.78	
LC0012	-	-	-	-	
LC0013	1.078	0.067	107	0.52	
LC0014	0.891	0.099	88.7	-0.81	
LC0015	-	-	-	-	
LC0016	1.01	0.203	101	0.04	
LC0017	1.07	0.193	106	0.46	
LC0018	-	-	-	-	
LC0019	0.825	0.05	82.1	-1.28	
LC0020	0.89	0.267	88.6	-0.82	
LC0021	1.08	0.041	107	0.53	
LC0022	-	-	-	-	
LC0023	0.859	0.128	85.5	-1.04	
LC0024	0.978	0.147	97.3	-0.19	
LC0025	1.24	0.372	123	1.67	
LC0026	1.002	0.112	99.7	-0.02	

Characteristics of parameter

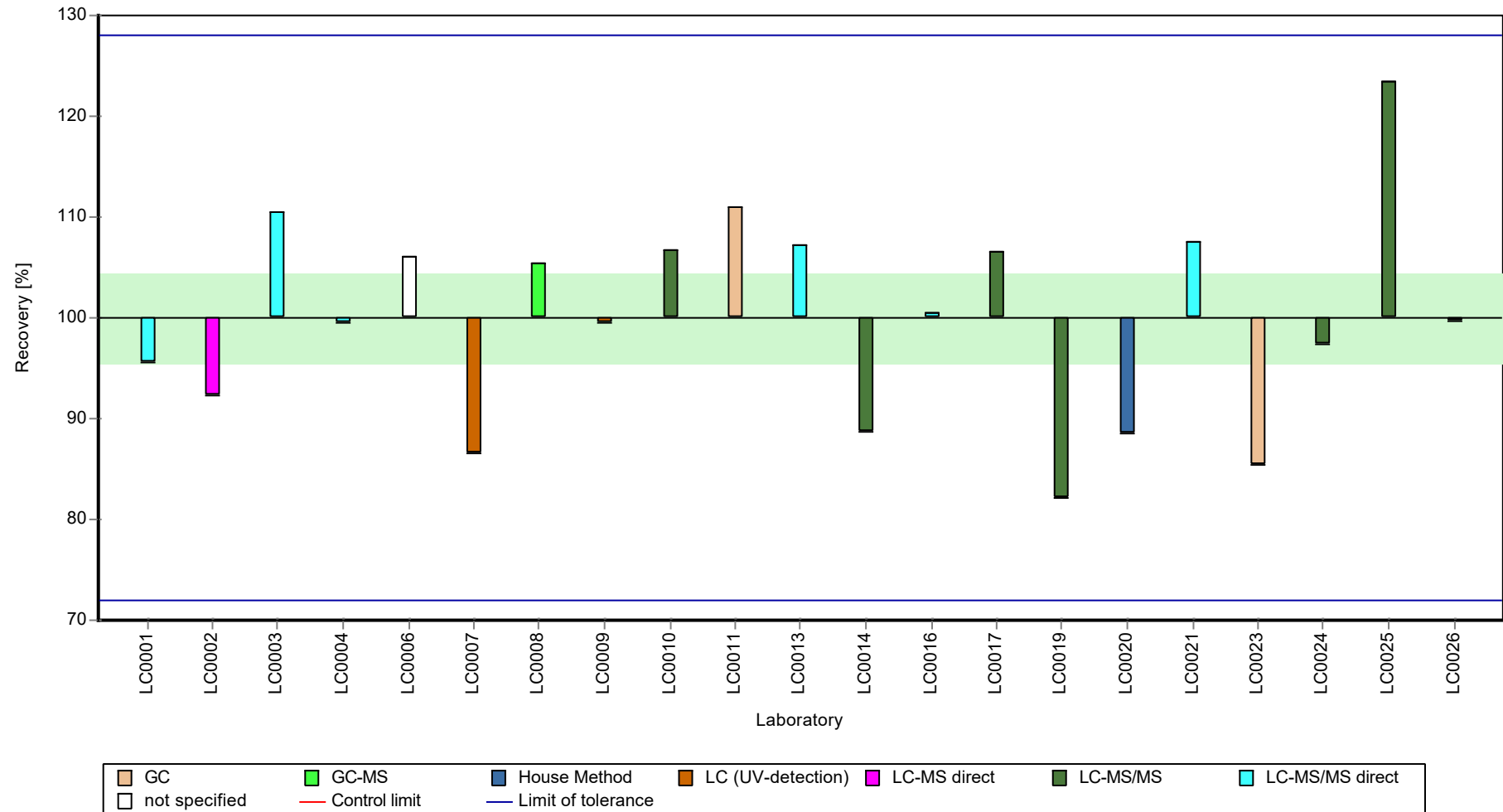
	all results	without outliers	Unit
Mean ± CI (99%)	1 ± 0.0674	1 ± 0.0674	µg/l
Minimum	0.825	0.825	µg/l
Maximum	1.24	1.24	µg/l
Standard deviation	0.103	0.103	µg/l
rel. standard deviation	10.2	10.2	%
n	21	21	-

Graphical presentation of results

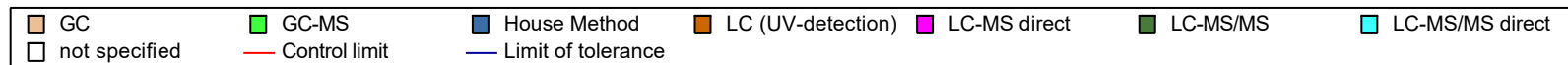
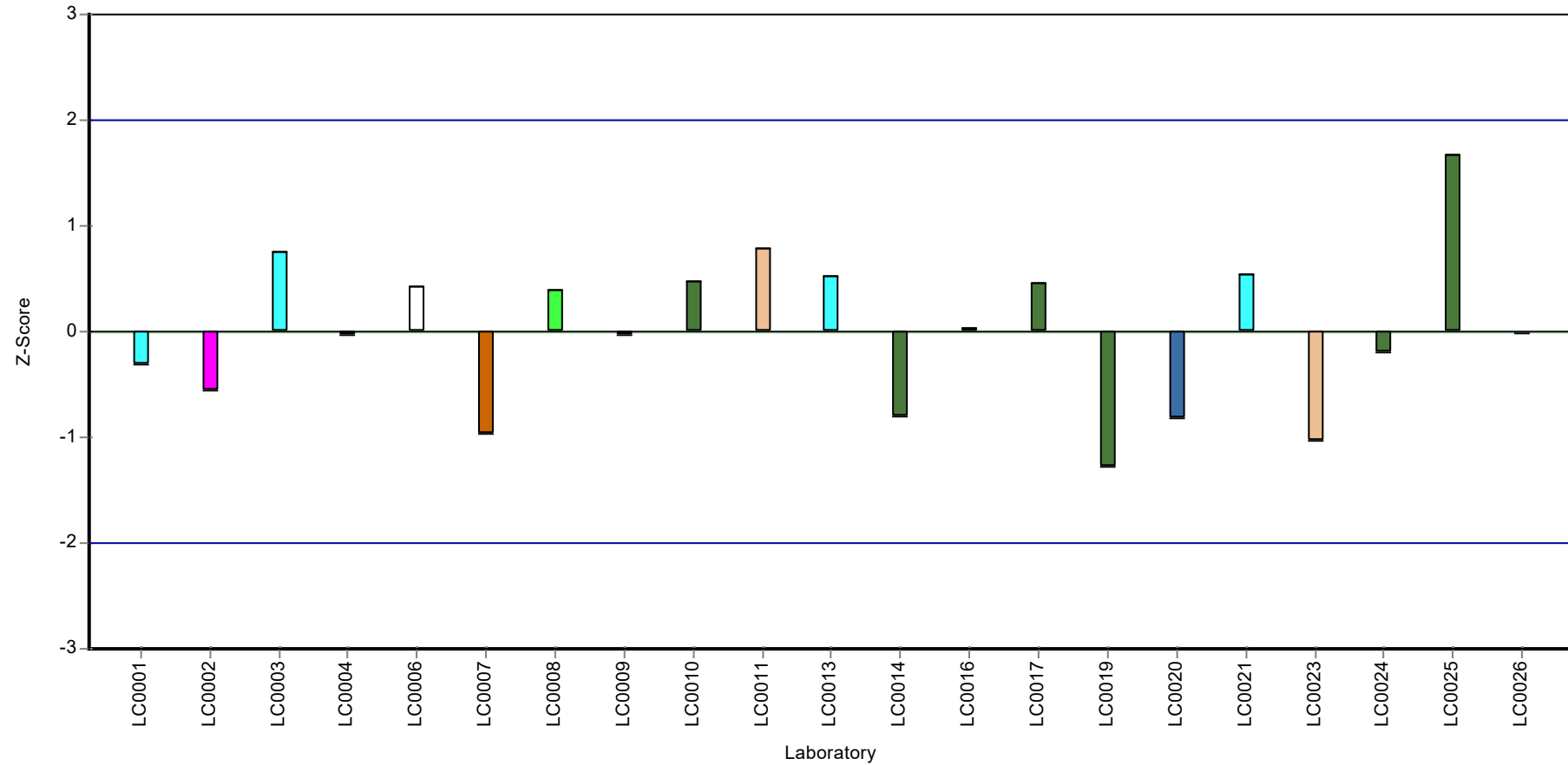
Results



Recovery rate



Z-score



Parameter oriented report

H109 B

Atrazine-desisopropyl

Unit	µg/l
Assigned value ± U (k=2)	0.485 ± 0.0152
Criterion	0.0679 (14 %)
Minimum - Maximum	0.421 - 0.55
Control test value ± U (k=2)	0.543 ± 0.0814

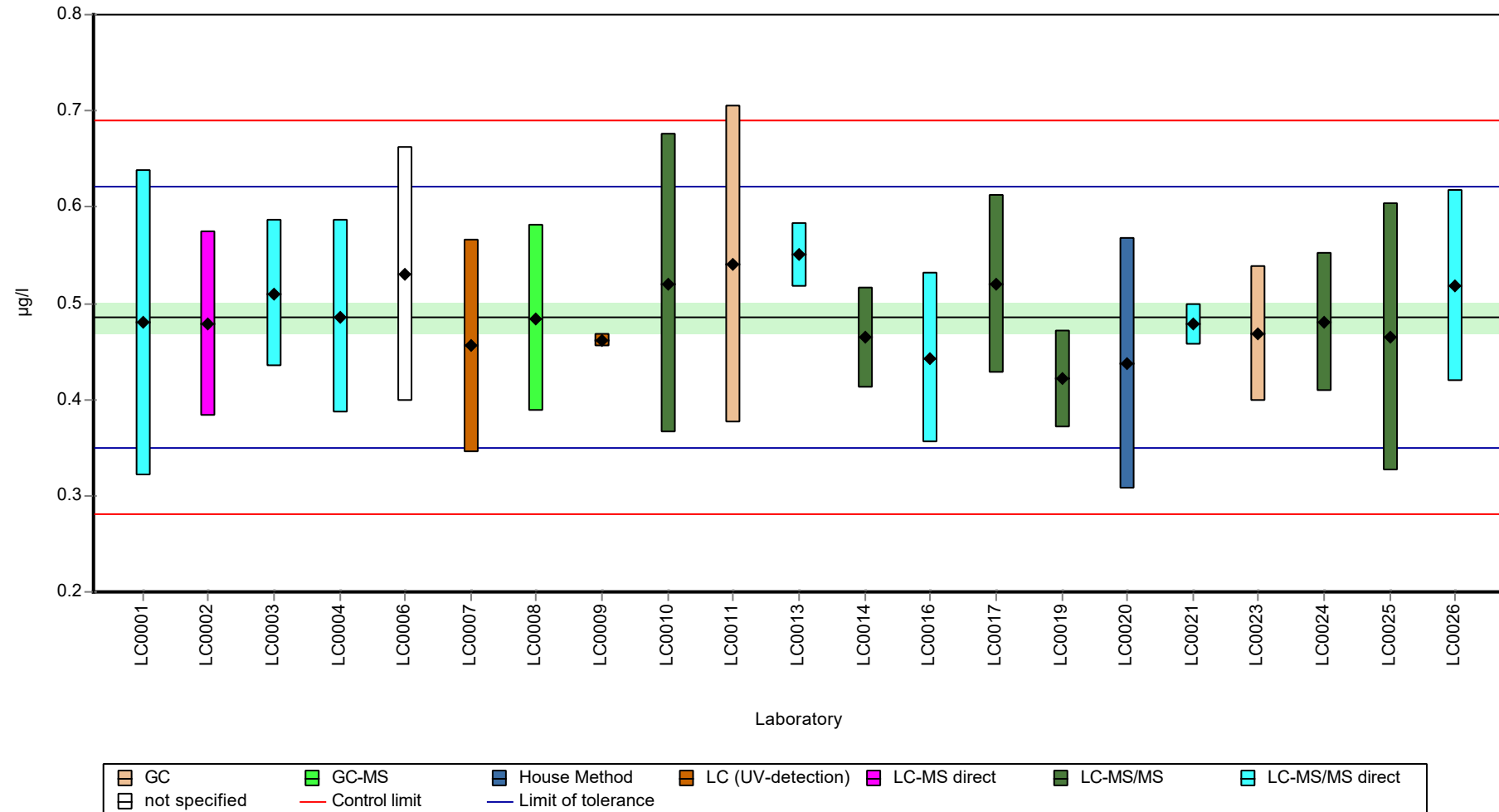
Labcode	Result	± U	Recovery [%]	z-score	Comments
LC0001	0.48	0.159	98.9	-0.08	
LC0002	0.479	0.096	98.7	-0.09	
LC0003	0.51	0.077	105	0.36	
LC0004	0.486	0.1	100	0.01	
LC0005	-	-	-	-	
LC0006	0.53	0.132	109	0.66	
LC0007	0.456	0.111	94	-0.43	
LC0008	0.484	0.097	99.7	-0.02	
LC0009	0.462	0.007	95.2	-0.34	
LC0010	0.52061	0.15618	107	0.52	
LC0011	0.54	0.165	111	0.81	
LC0012	-	-	-	-	
LC0013	0.55	0.034	113	0.95	
LC0014	0.464	0.052	95.6	-0.31	
LC0015	-	-	-	-	
LC0016	0.443	0.089	91.3	-0.62	
LC0017	0.52	0.093	107	0.51	
LC0018	-	-	-	-	
LC0019	0.421	0.05	86.7	-0.95	
LC0020	0.437	0.131	90	-0.71	
LC0021	0.478	0.022	98.5	-0.11	
LC0022	-	-	-	-	
LC0023	0.468	0.07	96.4	-0.26	
LC0024	0.48	0.072	98.9	-0.08	
LC0025	0.465	0.1395	95.8	-0.3	
LC0026	0.518	0.1	107	0.48	

Characteristics of parameter

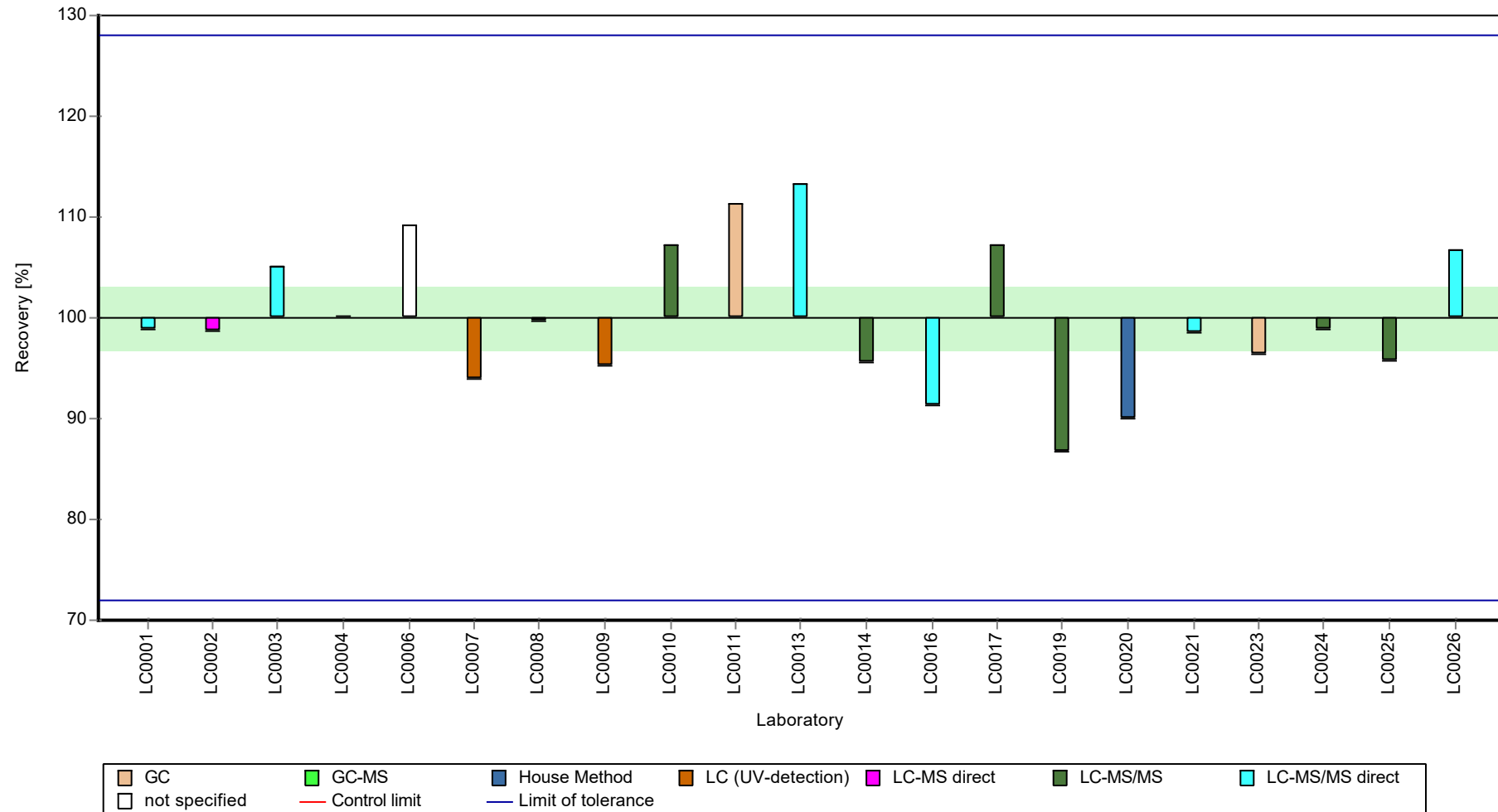
	all results	without outliers	Unit
Mean ± CI (99%)	0.485 ± 0.0228	0.485 ± 0.0228	µg/l
Minimum	0.421	0.421	µg/l
Maximum	0.55	0.55	µg/l
Standard deviation	0.0348	0.0348	µg/l
rel. standard deviation	7.18	7.18	%
n	21	21	-

Graphical presentation of results

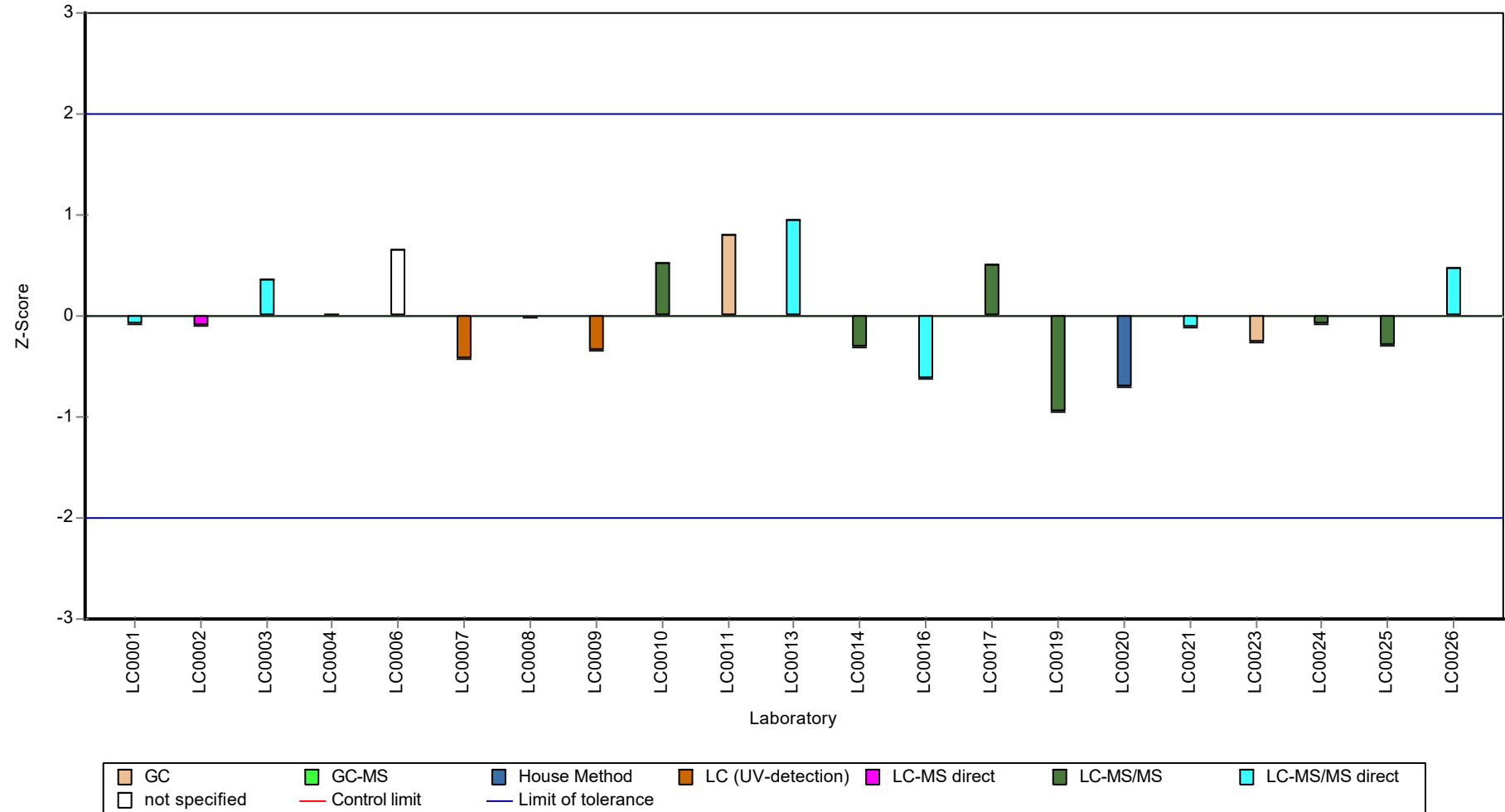
Results



Recovery rate



Z-score



Parameter oriented report

H109 A

Bromacil

Unit	µg/l
Assigned value ± U (k=2)	0.637 ± 0.0196
Criterion	0.0892 (14 %)
Minimum - Maximum	0.578 - 0.69
Control test value ± U (k=2)	0.472 ± 0.0708

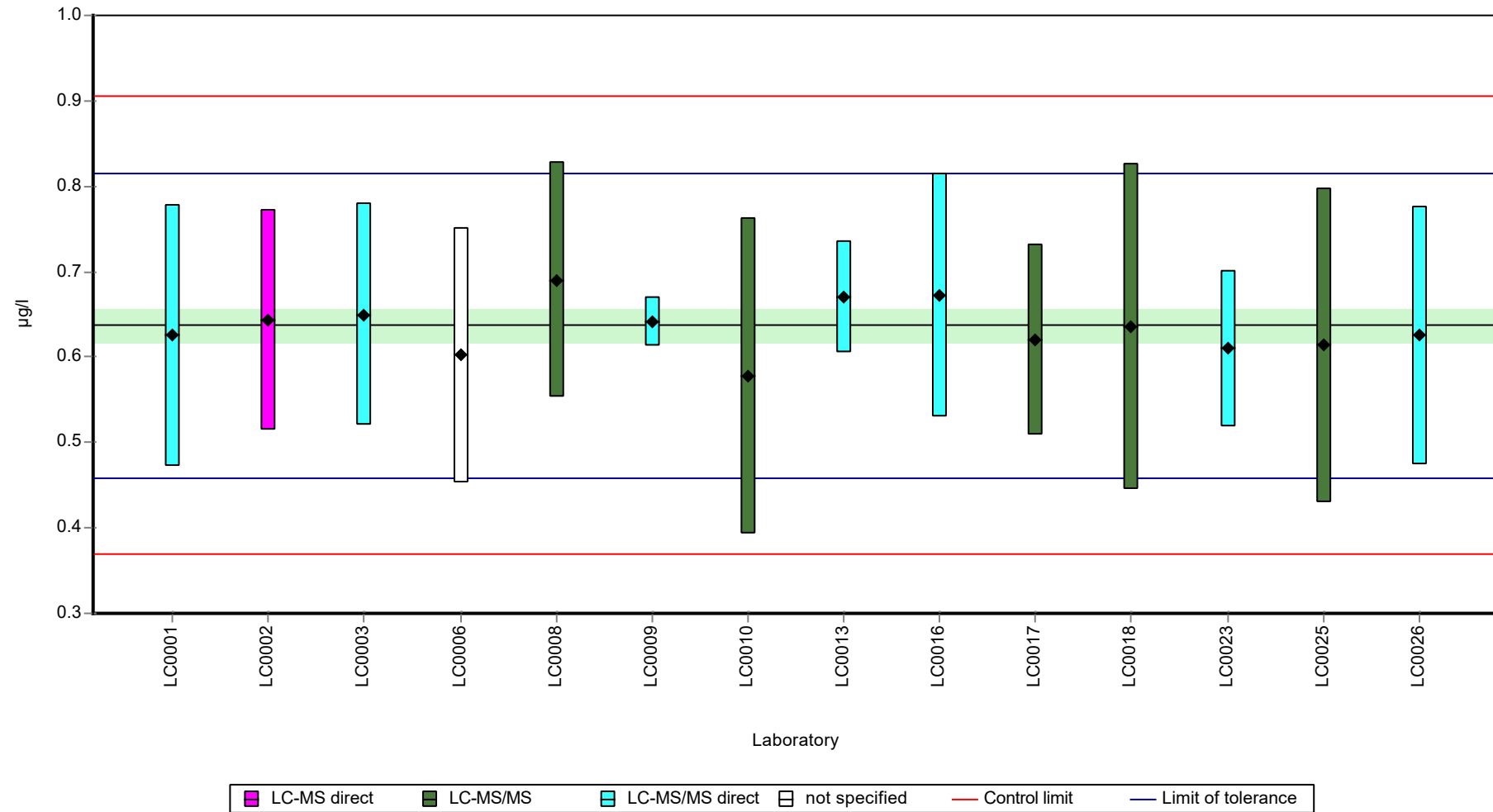
Labcode	Result	± U	Recovery [%]	z-score	Comments
LC0001	0.625	0.153	98.1	-0.14	
LC0002	0.644	0.129	101	0.08	
LC0003	0.65	0.13	102	0.14	
LC0004	-	-	-	-	
LC0005	-	-	-	-	
LC0006	0.602	0.15	94.5	-0.39	
LC0007	-	-	-	-	
LC0008	0.69	0.138	108	0.59	
LC0009	0.641	0.029	101	0.04	
LC0010	0.57768	0.18587	90.7	-0.67	
LC0011	-	-	-	-	
LC0012	-	-	-	-	
LC0013	0.67	0.066	105	0.37	
LC0014	-	-	-	-	
LC0015	-	-	-	-	
LC0016	0.672	0.143	105	0.39	
LC0017	0.62	0.111	97.3	-0.19	
LC0018	0.636	0.191	99.8	-0.01	
LC0019	-	-	-	-	
LC0020	-	-	-	-	
LC0021	-	-	-	-	
LC0022	-	-	-	-	
LC0023	0.61	0.092	95.7	-0.3	
LC0024	-	-	-	-	
LC0025	0.6135	0.18405	96.3	-0.27	
LC0026	0.625	0.151	98.1	-0.14	

Characteristics of parameter

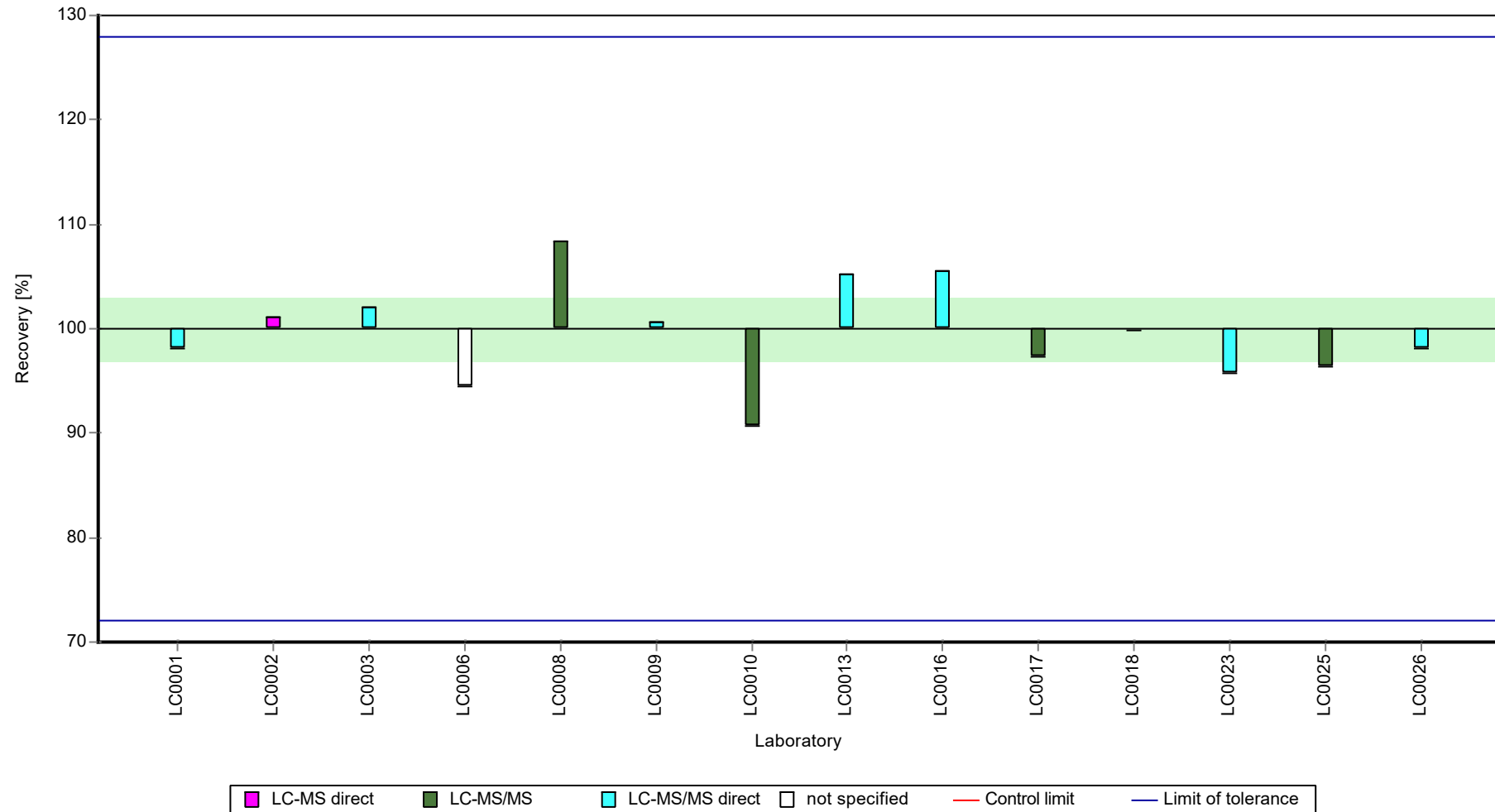
	all results	without outliers	Unit
Mean ± CI (99%)	0.634 ± 0.0242	0.634 ± 0.0242	µg/l
Minimum	0.578	0.578	µg/l
Maximum	0.69	0.69	µg/l
Standard deviation	0.0302	0.0302	µg/l
rel. standard deviation	4.76	4.76	%
n	14	14	-

Graphical presentation of results

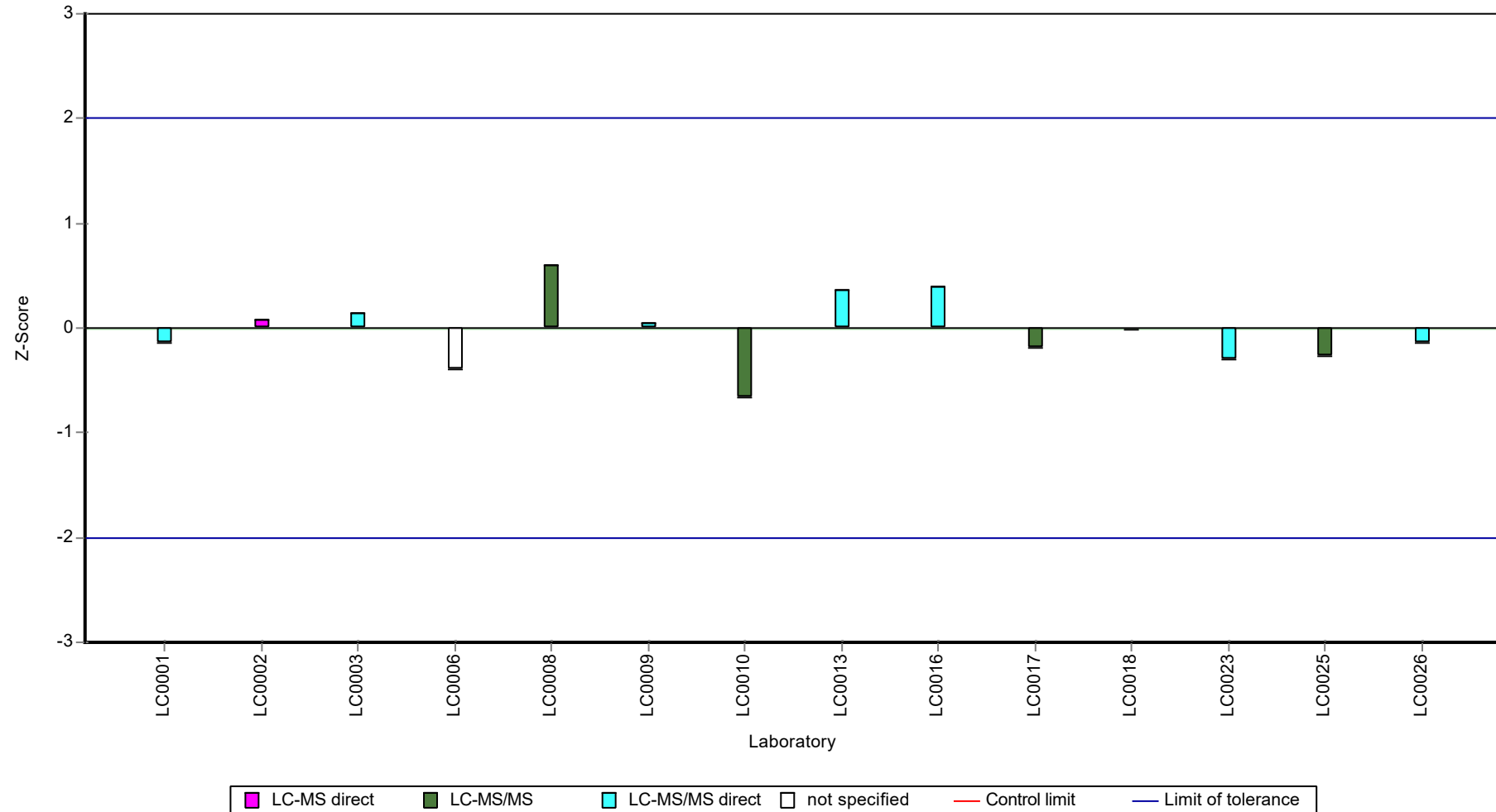
Results



Recovery rate



Z-score



Parameter oriented report

H109 B

Bromacil

Unit	µg/l
Assigned value ± U (k=2)	0.524 ± 0.0207
Criterion	0.0734 (14 %)
Minimum - Maximum	0.473 - 0.569
Control test value ± U (k=2)	0.417 ± 0.0625

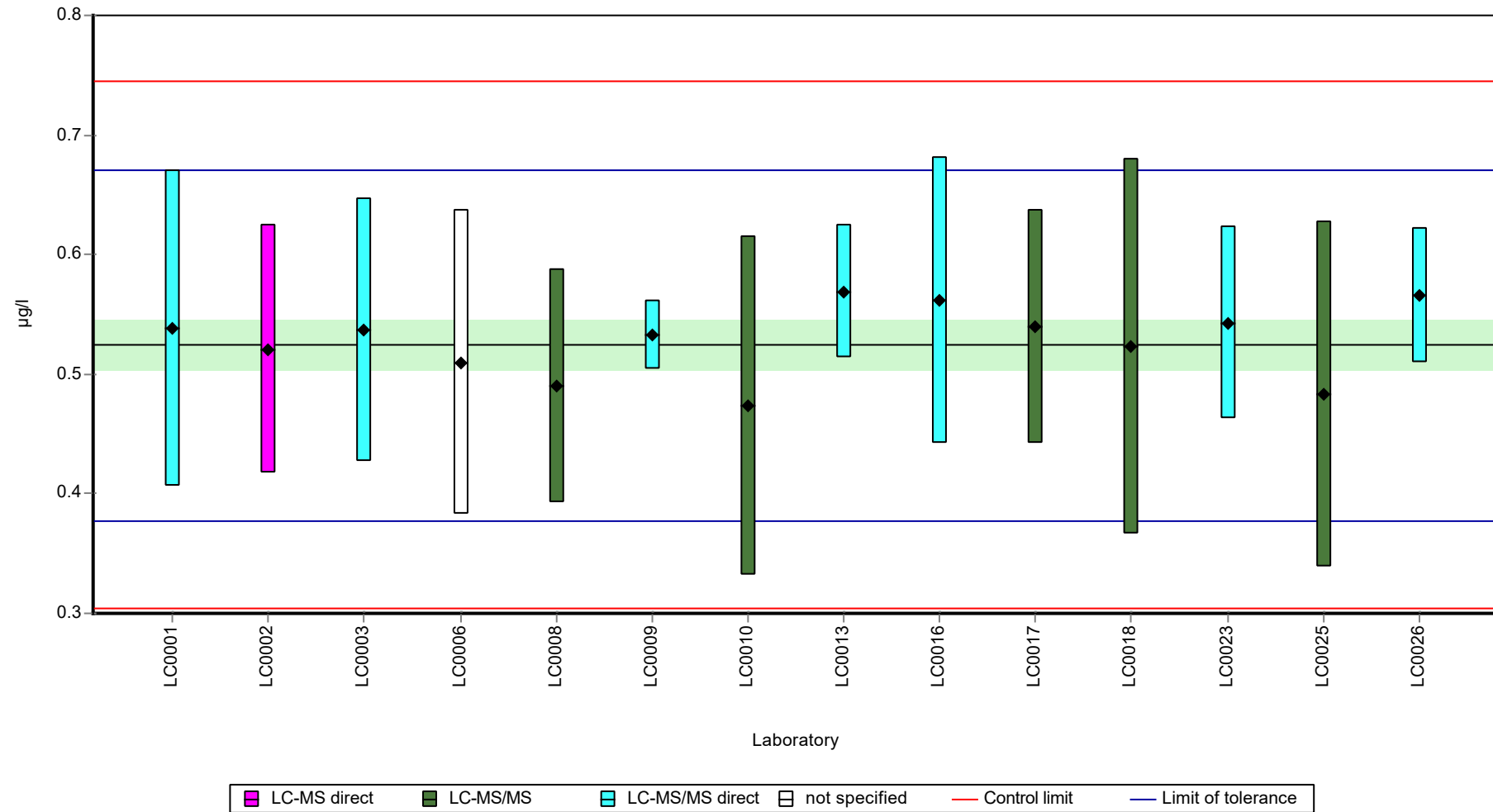
Labcode	Result	± U	Recovery [%]	z-score	Comments
LC0001	0.538	0.132	103	0.19	
LC0002	0.521	0.104	99.4	-0.04	
LC0003	0.537	0.11	102	0.17	
LC0004	-	-	-	-	
LC0005	-	-	-	-	
LC0006	0.51	0.127	97.3	-0.19	
LC0007	-	-	-	-	
LC0008	0.49	0.098	93.5	-0.47	
LC0009	0.533	0.029	102	0.12	
LC0010	0.47333	0.142	90.3	-0.69	
LC0011	-	-	-	-	
LC0012	-	-	-	-	
LC0013	0.569	0.056	109	0.61	
LC0014	-	-	-	-	
LC0015	-	-	-	-	
LC0016	0.562	0.12	107	0.52	
LC0017	0.54	0.098	103	0.22	
LC0018	0.523	0.157	99.8	-0.02	
LC0019	-	-	-	-	
LC0020	-	-	-	-	
LC0021	-	-	-	-	
LC0022	-	-	-	-	
LC0023	0.543	0.081	104	0.26	
LC0024	-	-	-	-	
LC0025	0.483	0.1449	92.2	-0.56	
LC0026	0.566	0.056	108	0.57	

Characteristics of parameter

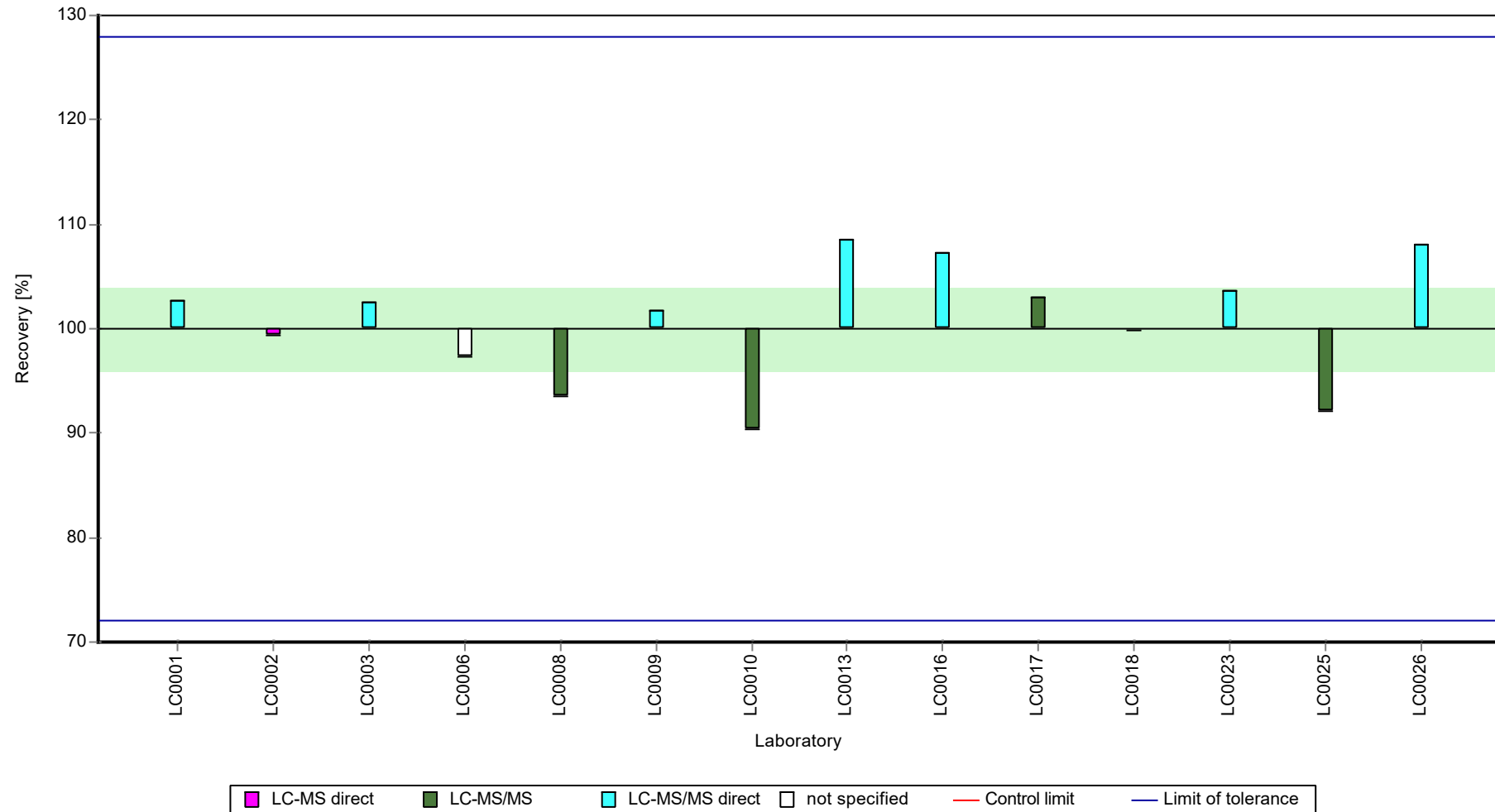
	all results	without outliers	Unit
Mean ± CI (99%)	0.528 ± 0.0241	0.528 ± 0.0241	µg/l
Minimum	0.473	0.473	µg/l
Maximum	0.569	0.569	µg/l
Standard deviation	0.03	0.03	µg/l
rel. standard deviation	5.69	5.69	%
n	14	14	-

Graphical presentation of results

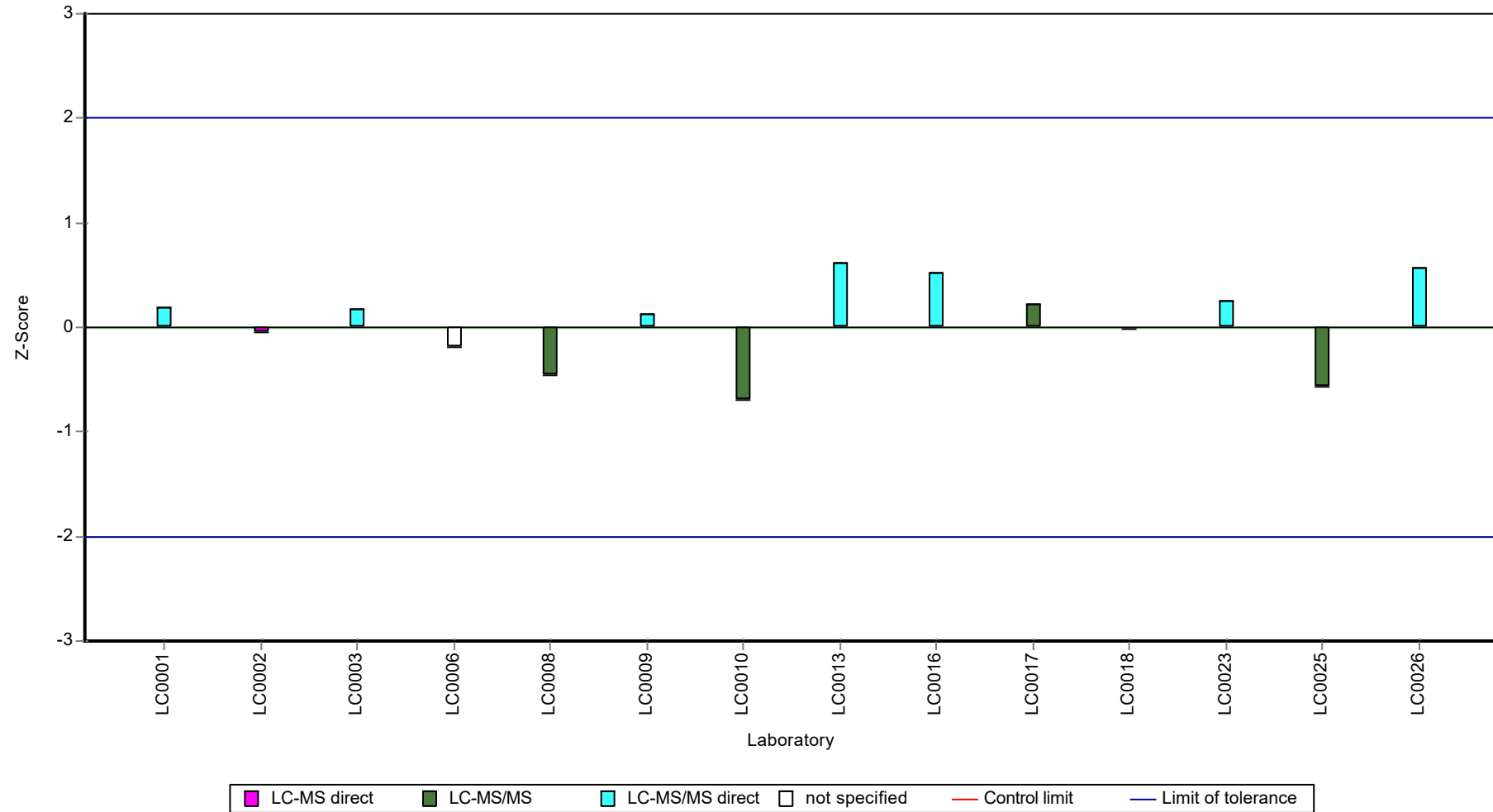
Results



Recovery rate



Z-score



Parameter oriented report

H109 A

Chloridazon

Unit	µg/l
Assigned value ± U (k=2)	0.547 ± 0.0215
Criterion	0.0712 (13 %)
Minimum - Maximum	0.419 - 0.618
Control test value ± U (k=2)	0.536 ± 0.0804

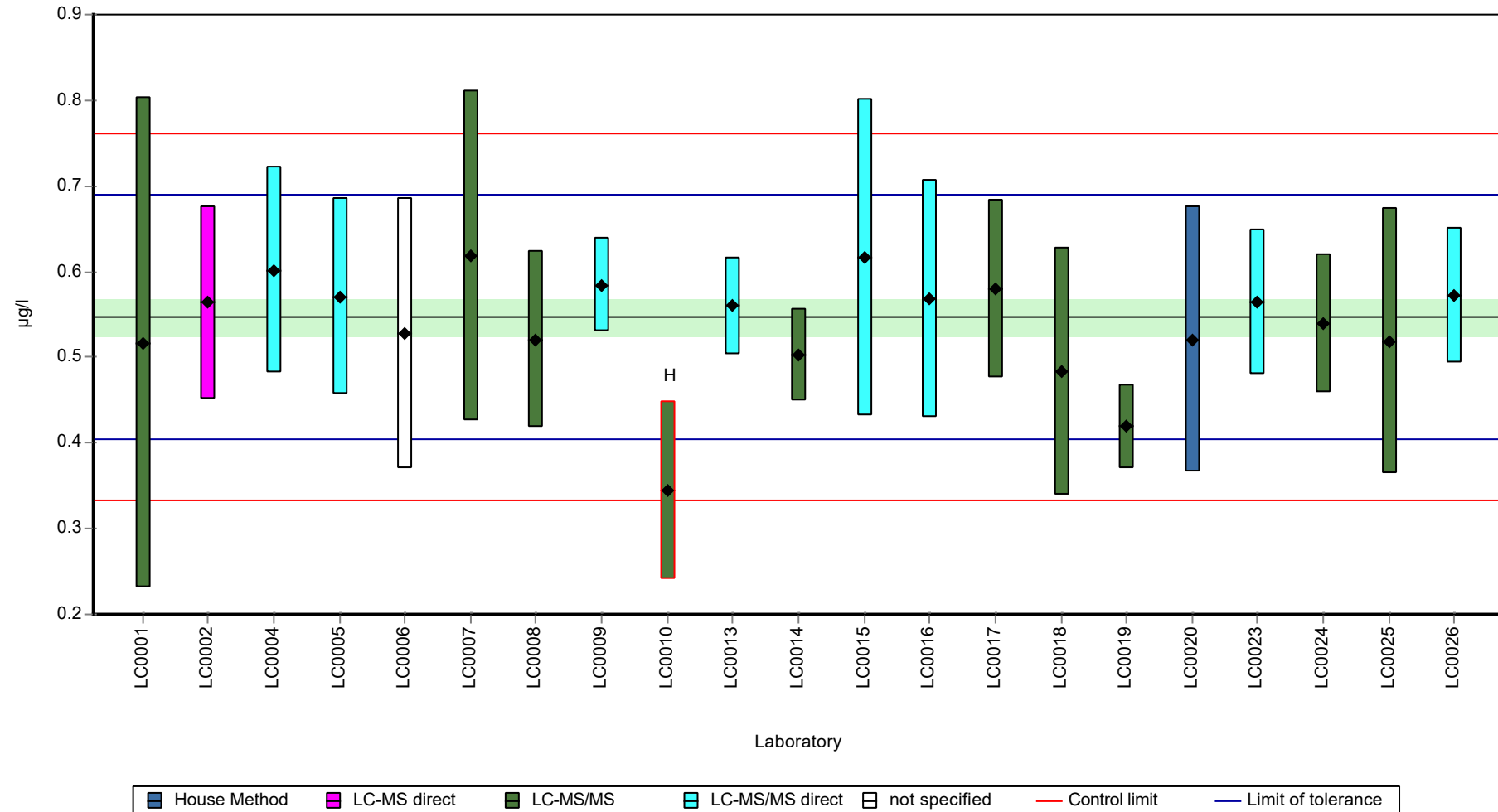
Labcode	Result	± U	Recovery [%]	z-score	Comments
LC0001	0.517	0.287	94.4	-0.43	
LC0002	0.564	0.113	103	0.23	
LC0003	-	-	-	-	
LC0004	0.602	0.12	110	0.77	
LC0005	0.571	0.114	104	0.33	
LC0006	0.527	0.158	96.3	-0.29	
LC0007	0.618	0.193	113	0.99	
LC0008	0.521	0.104	95.2	-0.37	
LC0009	0.584	0.055	107	0.51	
LC0010	0.34481	0.10344	63	-2.85	H
LC0011	-	-	-	-	
LC0012	-	-	-	-	
LC0013	0.56	0.057	102	0.18	
LC0014	0.503	0.054	91.9	-0.63	
LC0015	0.617	0.185	113	0.98	
LC0016	0.569	0.139	104	0.3	
LC0017	0.58	0.104	106	0.46	
LC0018	0.483	0.145	88.2	-0.91	
LC0019	0.419	0.05	76.5	-1.81	
LC0020	0.521	0.156	95.2	-0.37	
LC0021	-	-	-	-	
LC0022	-	-	-	-	
LC0023	0.564	0.085	103	0.23	
LC0024	0.539	0.081	98.5	-0.12	
LC0025	0.5185	0.15555	94.7	-0.41	
LC0026	0.572	0.079	104	0.34	

Characteristics of parameter

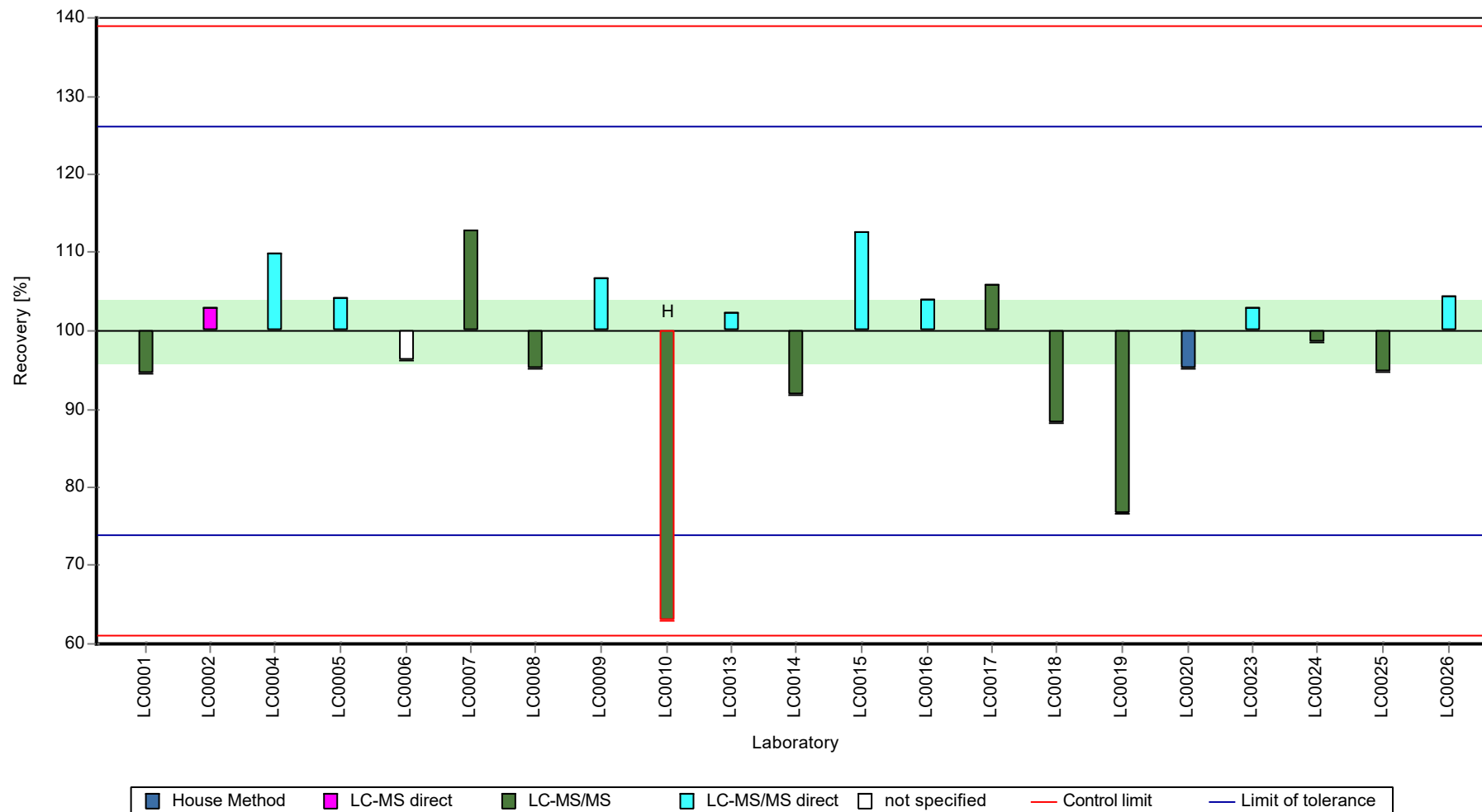
	all results	without outliers	Unit
Mean ± CI (99%)	0.538 ± 0.0422	0.547 ± 0.0322	µg/l
Minimum	0.345	0.419	µg/l
Maximum	0.618	0.618	µg/l
Standard deviation	0.0644	0.048	µg/l
rel. standard deviation	12	8.77	%
n	21	20	-

Graphical presentation of results

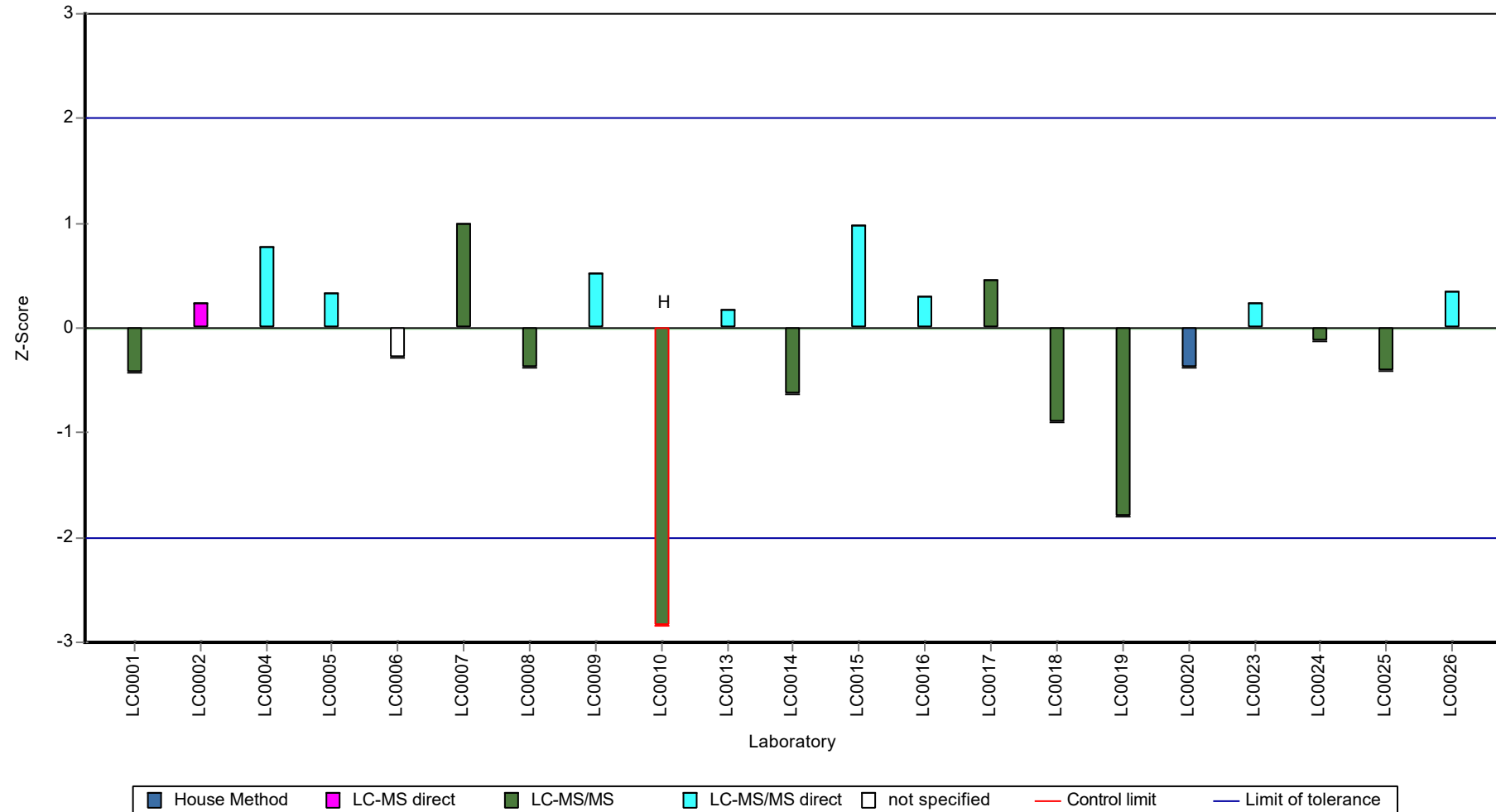
Results



Recovery rate



Z-score



Parameter oriented report

H109 B

Chloridazon

Unit	µg/l
Assigned value ± U (k=2)	0.808 ± 0.0288
Criterion	0.105 (13 %)
Minimum - Maximum	0.626 - 0.9
Control test value ± U (k=2)	0.781 ± 0.117

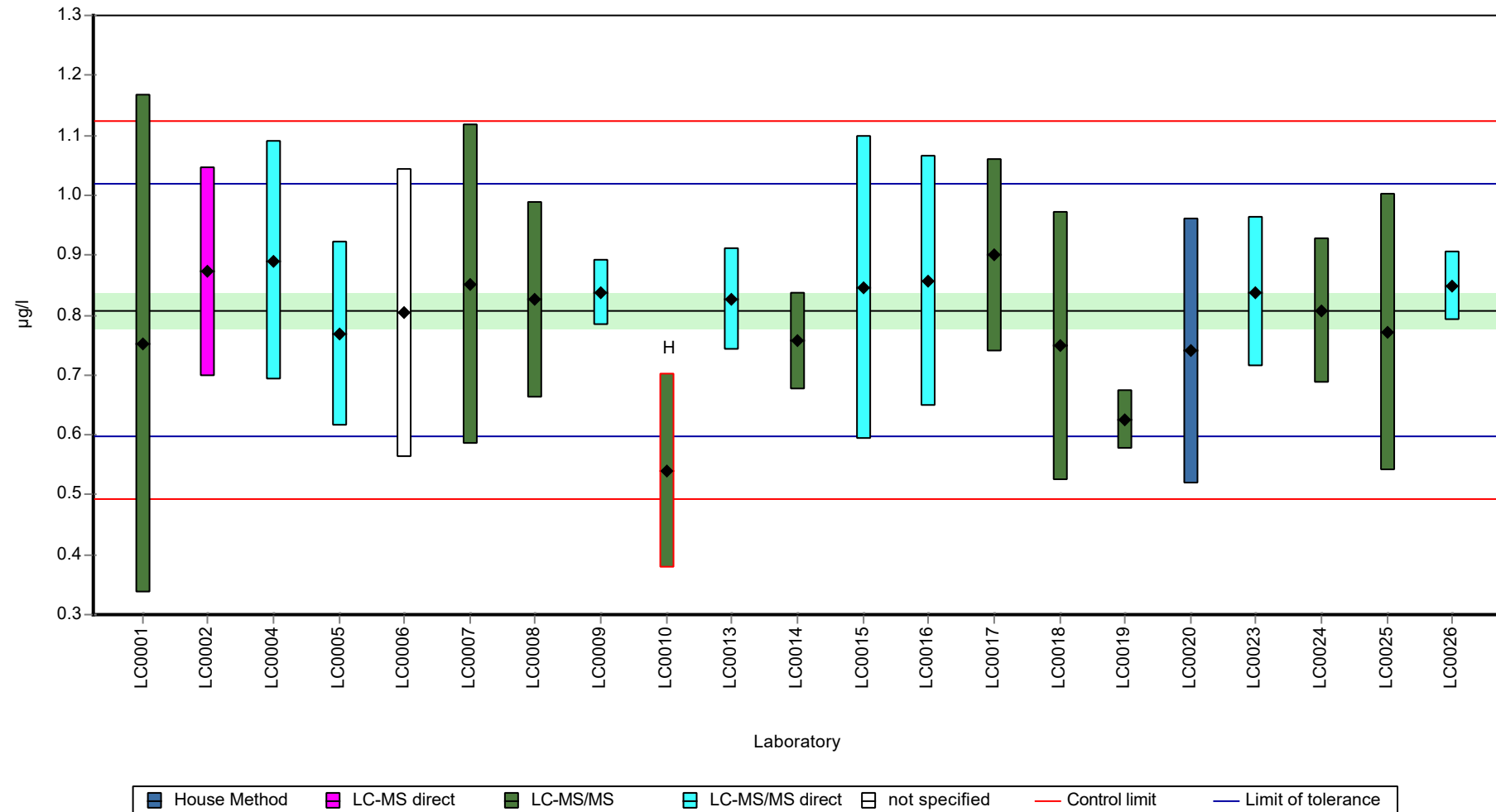
Labcode	Result	± U	Recovery [%]	z-score	Comments
LC0001	0.752	0.417	93.1	-0.53	
LC0002	0.872	0.174	108	0.61	
LC0003	-	-	-	-	
LC0004	0.89	0.2	110	0.78	
LC0005	0.768	0.154	95.1	-0.38	
LC0006	0.804	0.241	99.5	-0.04	
LC0007	0.851	0.266	105	0.41	
LC0008	0.825	0.165	102	0.16	
LC0009	0.837	0.054	104	0.28	
LC0010	0.53951	0.16185	66.8	-2.56	H
LC0011	-	-	-	-	
LC0012	-	-	-	-	
LC0013	0.826	0.085	102	0.17	
LC0014	0.756	0.081	93.6	-0.49	
LC0015	0.846	0.254	105	0.36	
LC0016	0.856	0.21	106	0.46	
LC0017	0.9	0.161	111	0.88	
LC0018	0.748	0.224	92.6	-0.57	
LC0019	0.626	0.05	77.5	-1.73	
LC0020	0.74	0.222	91.6	-0.65	
LC0021	-	-	-	-	
LC0022	-	-	-	-	
LC0023	0.838	0.126	104	0.29	
LC0024	0.807	0.121	99.9	-0.01	
LC0025	0.7705	0.23115	95.4	-0.36	
LC0026	0.847	0.058	105	0.37	

Characteristics of parameter

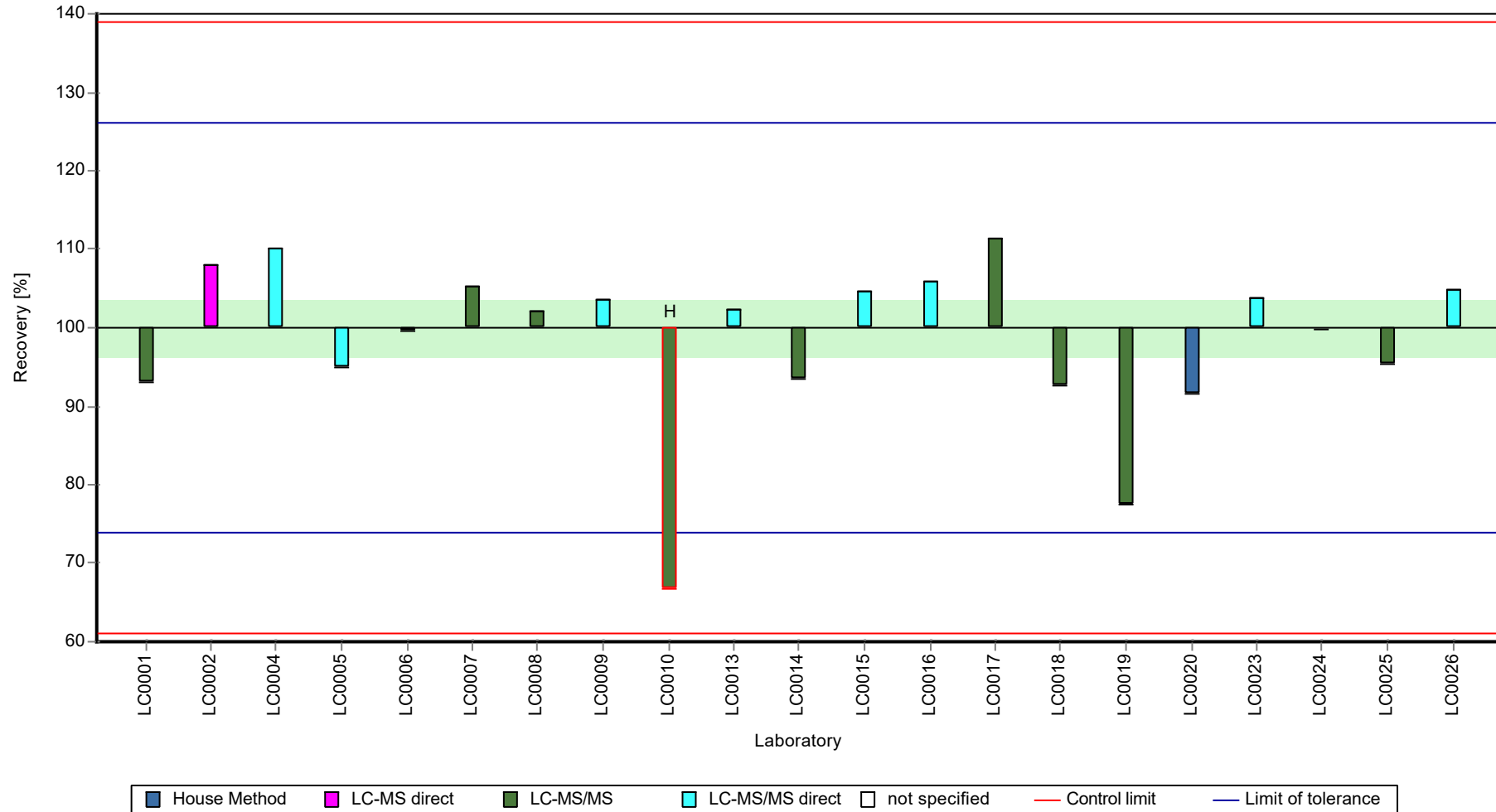
	all results	without outliers	Unit
Mean ± CI (99%)	0.795 ± 0.0562	0.808 ± 0.0432	µg/l
Minimum	0.54	0.626	µg/l
Maximum	0.9	0.9	µg/l
Standard deviation	0.0859	0.0645	µg/l
rel. standard deviation	10.8	7.98	%
n	21	20	-

Graphical presentation of results

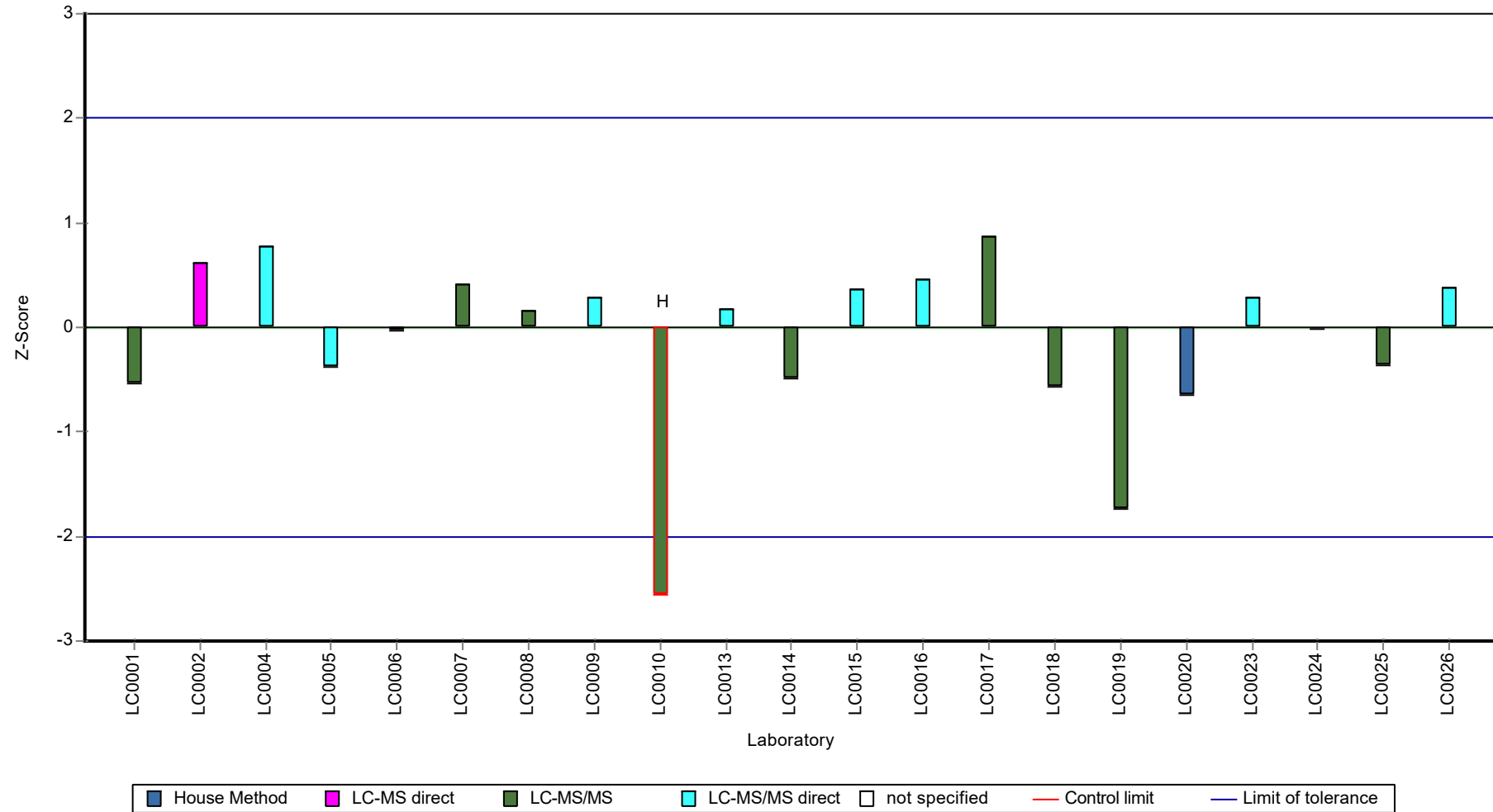
Results



Recovery rate



Z-score



Parameter oriented report

H109 A

Chloridazon-desphenyl

Unit	µg/l
Assigned value ± U (k=2)	0.278 ± 0.00853
Criterion	0.0305 (11 %)
Minimum - Maximum	0.206 - 0.322
Control test value ± U (k=2)	0.221 ± 0.0442

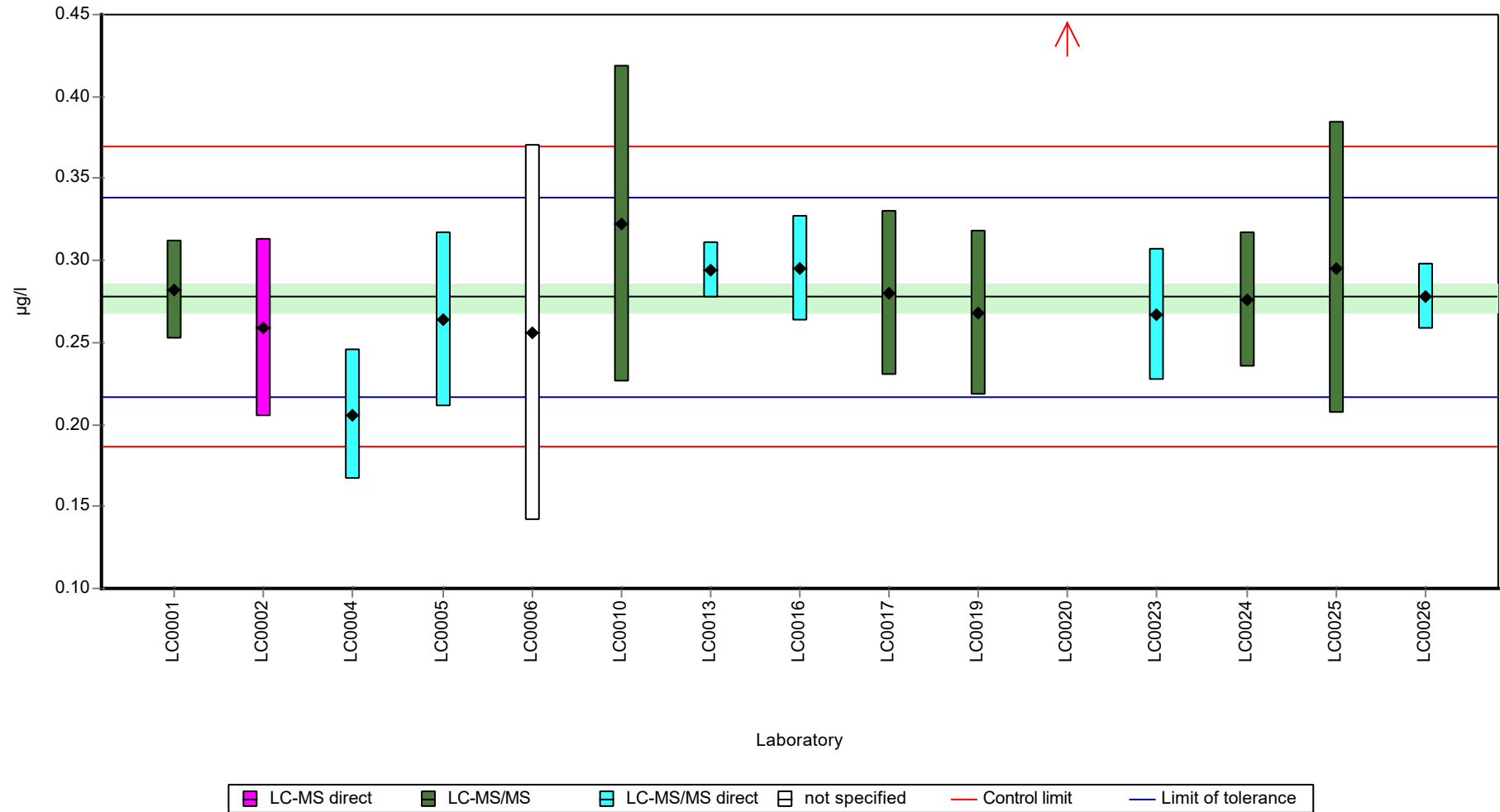
Labcode	Result	± U	Recovery [%]	z-score	Comments
LC0001	0.282	0.03	102	0.14	
LC0002	0.259	0.054	93.3	-0.61	
LC0003	-	-	-	-	
LC0004	0.206	0.04	74.2	-2.35	
LC0005	0.264	0.053	95.1	-0.45	
LC0006	0.256	0.115	92.2	-0.71	
LC0007	-	-	-	-	
LC0008	-	-	-	-	
LC0009	-	-	-	-	
LC0010	0.32184	0.09655	116	1.45	
LC0011	-	-	-	-	
LC0012	-	-	-	-	
LC0013	0.294	0.017	106	0.54	
LC0014	-	-	-	-	
LC0015	-	-	-	-	
LC0016	0.295	0.032	106	0.57	
LC0017	0.28	0.05	101	0.08	
LC0018	-	-	-	-	
LC0019	0.268	0.05	96.5	-0.32	
LC0020	0.685	0.206	247	13.3	H
LC0021	-	-	-	-	
LC0022	-	-	-	-	
LC0023	0.267	0.04	96.2	-0.35	
LC0024	0.276	0.041	99.4	-0.05	
LC0025	0.2955	0.08865	106	0.58	
LC0026	0.278	0.02	100	0.01	

Characteristics of parameter

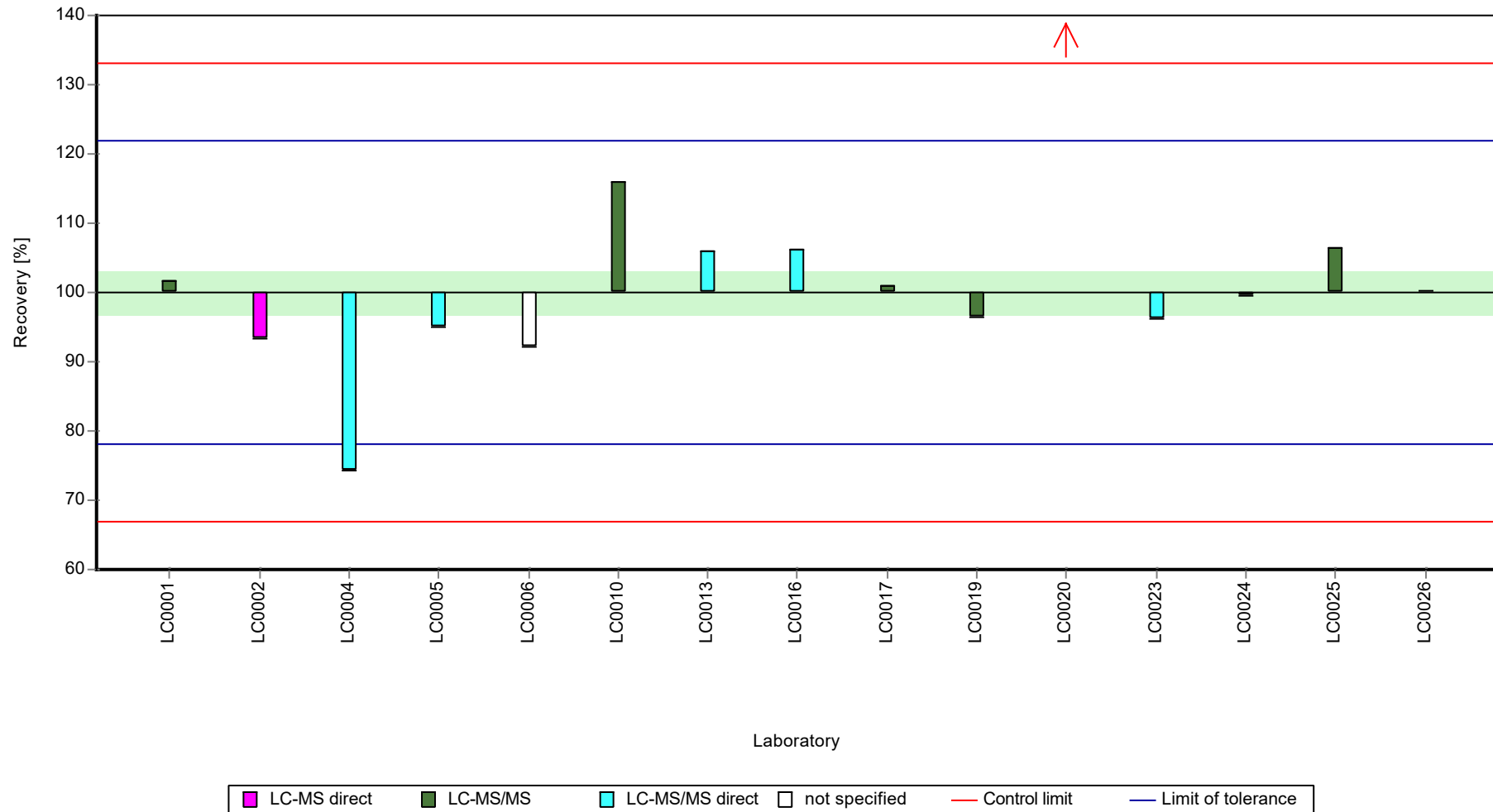
	all results	without outliers	Unit
Mean ± CI (99%)	0.302 ± 0.0844	0.274 ± 0.0212	µg/l
Minimum	0.206	0.206	µg/l
Maximum	0.685	0.322	µg/l
Standard deviation	0.109	0.0264	µg/l
rel. standard deviation	36.1	9.62	%
n	15	14	-

Graphical presentation of results

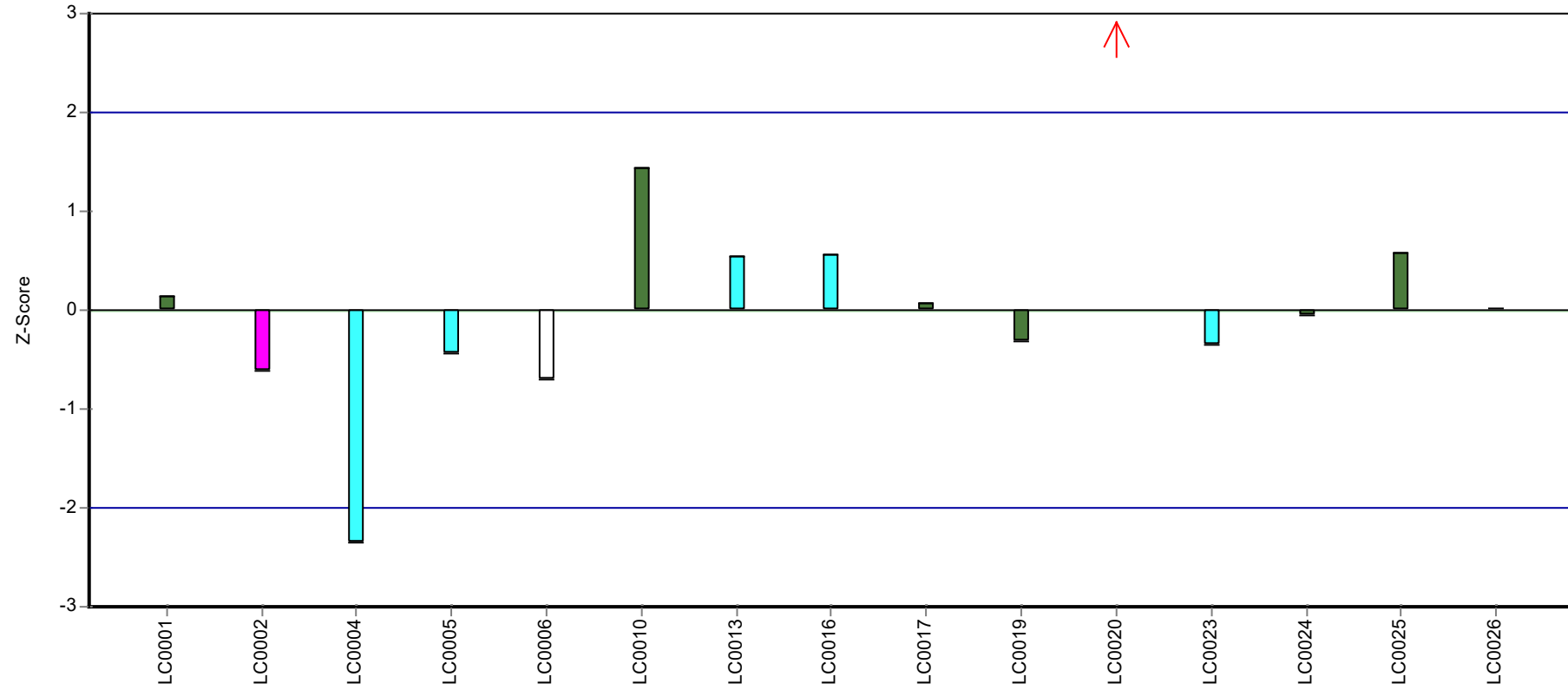
Results



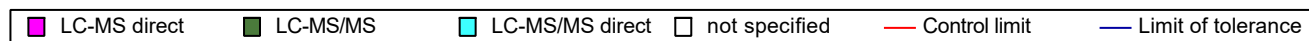
Recovery rate



Z-score



Laboratory



Parameter oriented report

H109 B

Chloridazon-desphenyl

Unit	µg/l
Assigned value ± U (k=2)	0.378 ± 0.00679
Criterion	0.0416 (11 %)
Minimum - Maximum	0.359 - 0.4
Control test value ± U (k=2)	0.324 ± 0.0648

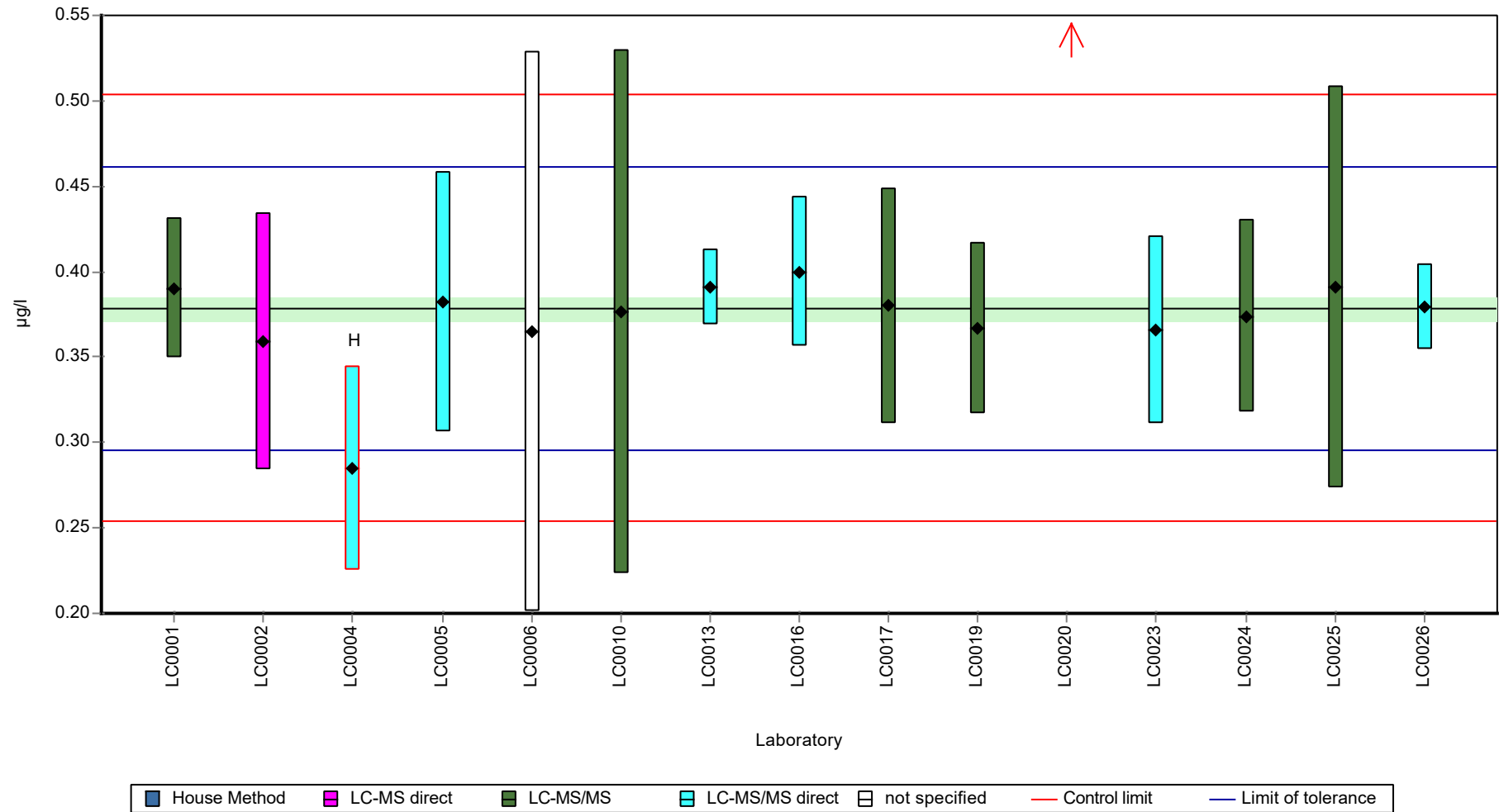
Labcode	Result	± U	Recovery [%]	z-score	Comments
LC0001	0.39	0.041	103	0.28	
LC0002	0.359	0.075	94.9	-0.47	
LC0003	-	-	-	-	
LC0004	0.285	0.06	75.3	-2.25	H
LC0005	0.382	0.076	101	0.08	
LC0006	0.365	0.164	96.4	-0.32	
LC0007	-	-	-	-	
LC0008	-	-	-	-	
LC0009	-	-	-	-	
LC0010	0.37632	0.15354	99.4	-0.05	
LC0011	-	-	-	-	
LC0012	-	-	-	-	
LC0013	0.391	0.022	103	0.3	
LC0014	-	-	-	-	
LC0015	-	-	-	-	
LC0016	0.4	0.044	106	0.52	
LC0017	0.38	0.069	100	0.04	
LC0018	-	-	-	-	
LC0019	0.367	0.05	97	-0.28	
LC0020	0.731	0.219	193	8.47	H
LC0021	-	-	-	-	
LC0022	-	-	-	-	
LC0023	0.366	0.055	96.7	-0.3	
LC0024	0.374	0.056	98.8	-0.11	
LC0025	0.391	0.1173	103	0.3	
LC0026	0.379	0.025	100	0.01	

Characteristics of parameter

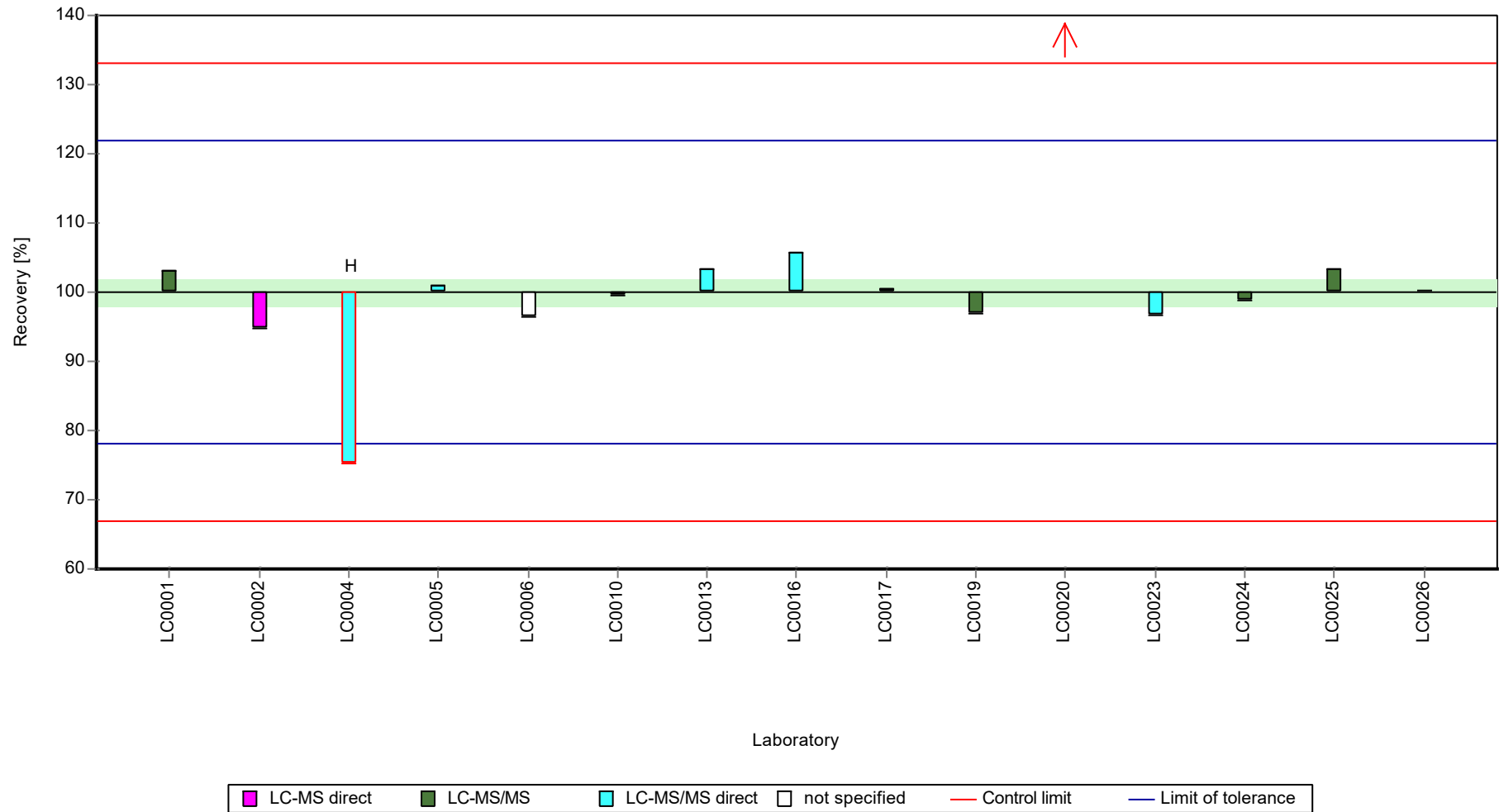
	all results	without outliers	Unit
Mean ± CI (99%)	0.396 ± 0.0747	0.378 ± 0.0102	µg/l
Minimum	0.285	0.359	µg/l
Maximum	0.731	0.4	µg/l
Standard deviation	0.0965	0.0122	µg/l
rel. standard deviation	24.4	3.23	%
n	15	13	-

Graphical presentation of results

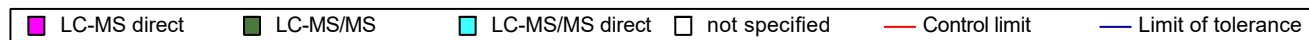
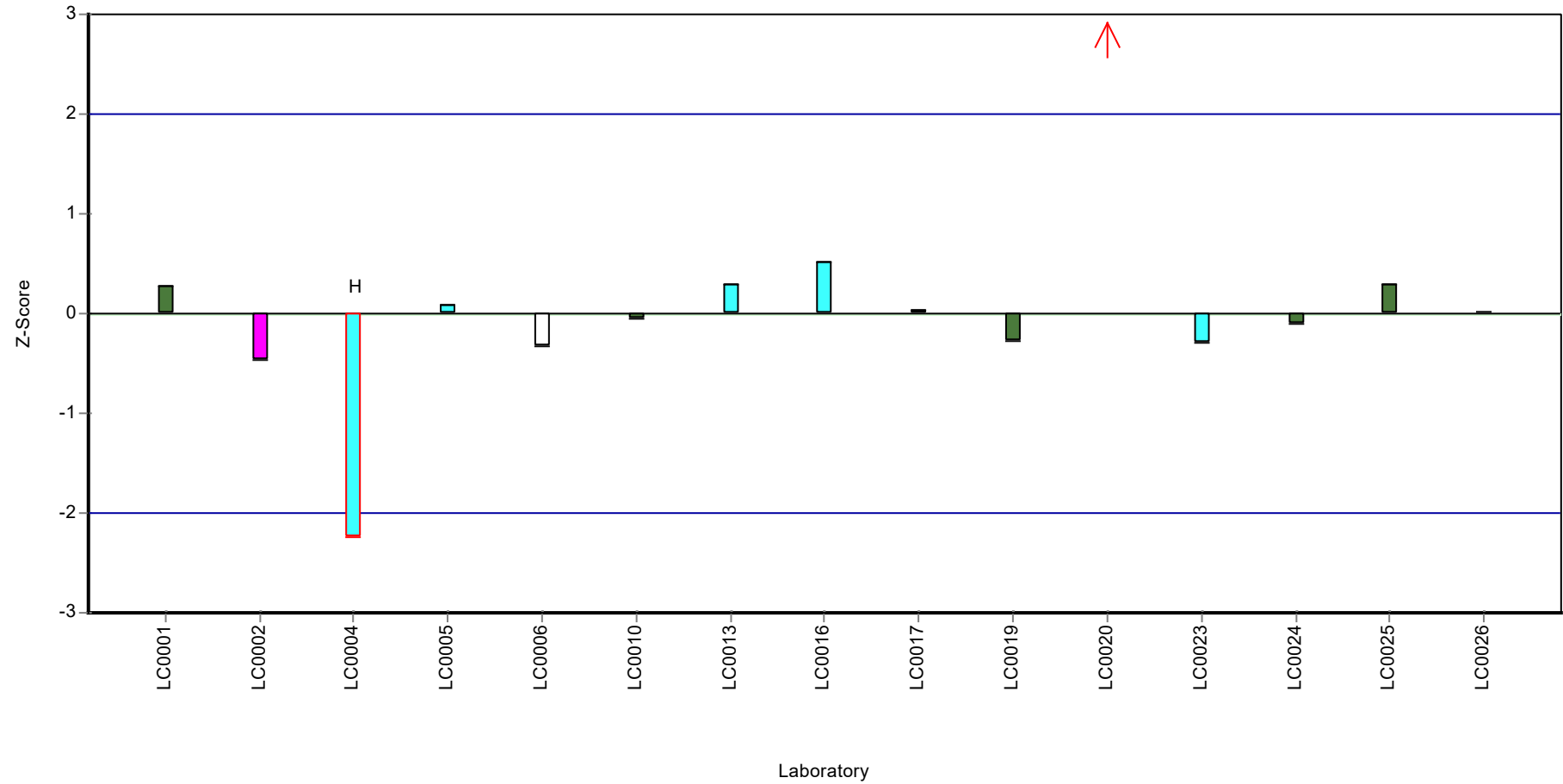
Results



Recovery rate



Z-score



Parameter oriented report

H109 A

Chloridazon-methyl-desphenyl

Unit	µg/l
Assigned value ± U (k=2)	0.123 ± 0.00511
Criterion	0.016 (13 %)
Minimum - Maximum	0.103 - 0.141
Control test value ± U (k=2)	0.120 ± 0.018

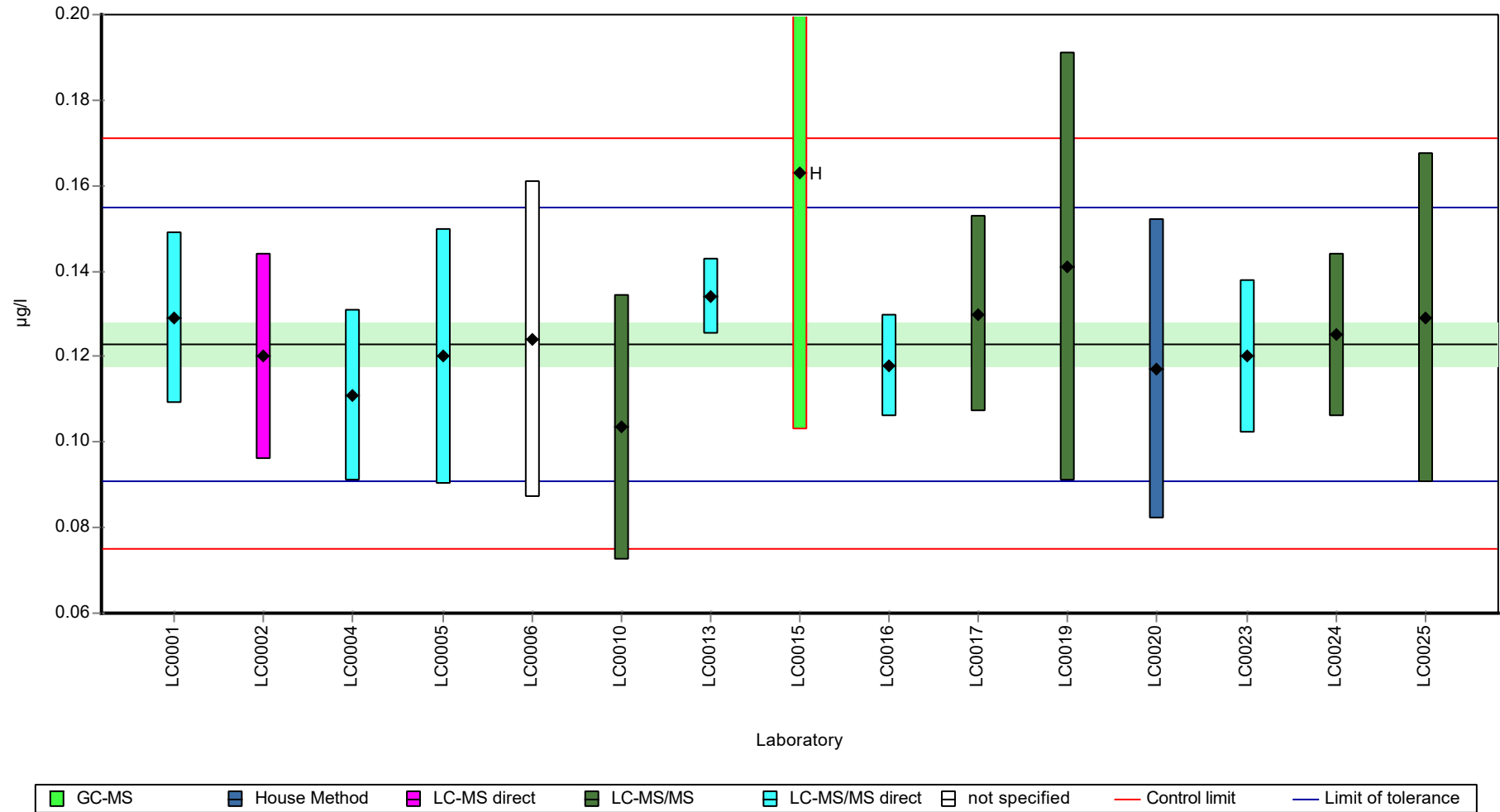
Labcode	Result	± U	Recovery [%]	z-score	Comments
LC0001	0.129	0.02	105	0.38	
LC0002	0.12	0.024	97.6	-0.18	
LC0003	-	-	-	-	
LC0004	0.111	0.02	90.3	-0.75	
LC0005	0.12	0.03	97.6	-0.18	
LC0006	0.124	0.037	101	0.07	
LC0007	-	-	-	-	
LC0008	-	-	-	-	
LC0009	-	-	-	-	
LC0010	0.1034	0.03102	84.1	-1.22	
LC0011	-	-	-	-	
LC0012	-	-	-	-	
LC0013	0.134	0.009	109	0.69	
LC0014	-	-	-	-	
LC0015	0.163	0.06	133	2.51	H
LC0016	0.118	0.012	96	-0.31	
LC0017	0.13	0.023	106	0.44	
LC0018	-	-	-	-	
LC0019	0.141	0.05	115	1.13	
LC0020	0.117	0.035	95.2	-0.37	
LC0021	-	-	-	-	
LC0022	-	-	-	-	
LC0023	0.12	0.018	97.6	-0.18	
LC0024	0.125	0.019	102	0.13	
LC0025	0.129	0.0387	105	0.38	
LC0026	-	-	-	-	

Characteristics of parameter

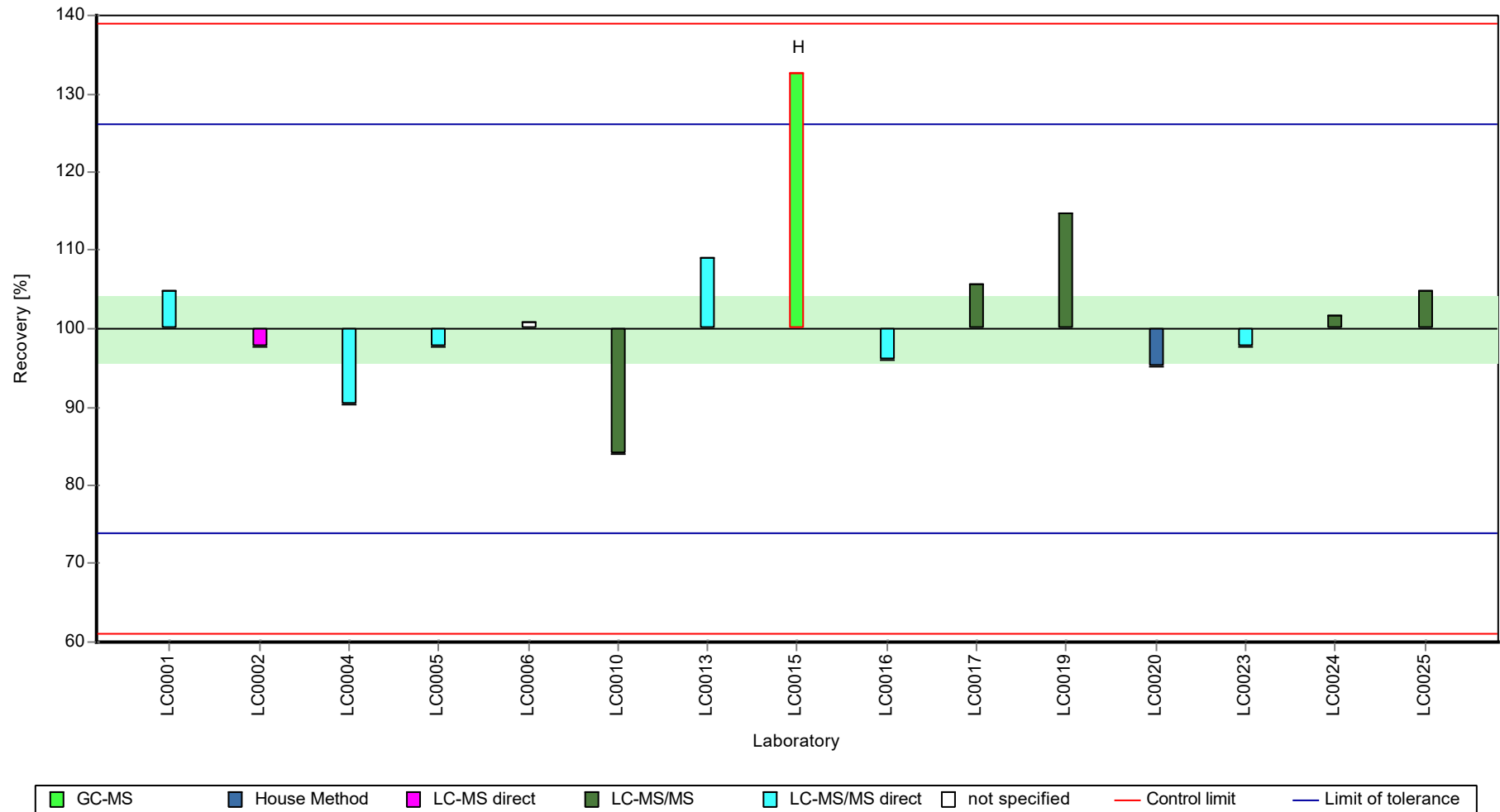
	all results	without outliers	Unit
Mean ± CI (99%)	0.126 ± 0.0107	0.123 ± 0.00766	µg/l
Minimum	0.103	0.103	µg/l
Maximum	0.163	0.141	µg/l
Standard deviation	0.0138	0.00956	µg/l
rel. standard deviation	11	7.77 %	
n	15	14	-

Graphical presentation of results


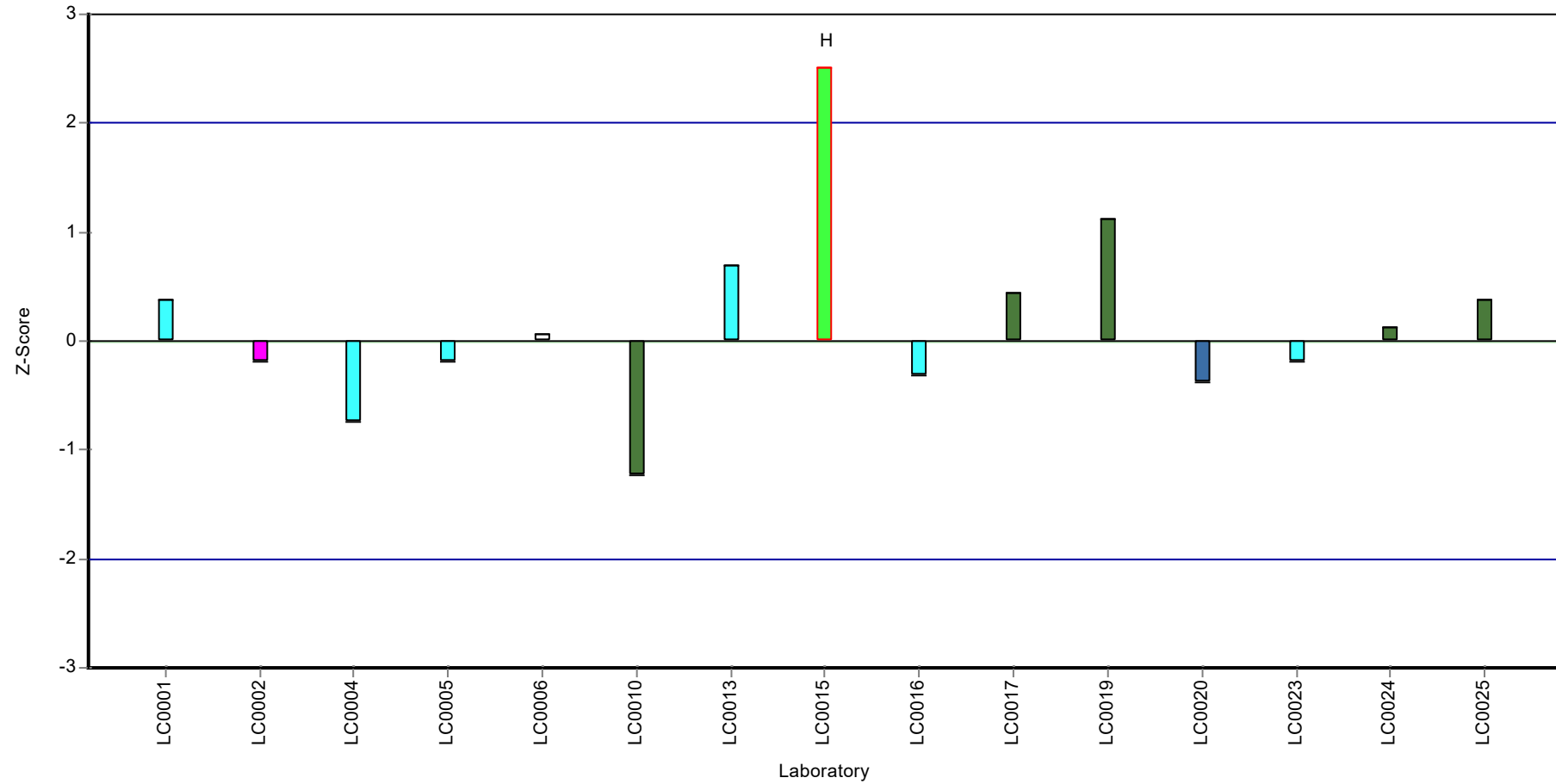
Results



Recovery rate



Z-score



Parameter oriented report

H109 B

Chloridazon-methyl-desphenyl

Unit	µg/l
Assigned value ± U (k=2)	0.0237 ± 0.00262
Criterion	-
Minimum - Maximum	0.0189 - 0.029
Control test value ± U (k=2)	<0.025 (NG)

Information zur Auswertung:

Die Bewertung dient nur zu Informationszwecken, da aufgrund des geringen Gehalt in der Probe (unter 0,03 µg/l) keine Festlegung des zugewiesenen Wertes möglich ist.

Information for evaluation:

The assessment is presented for informational purposes only, since no evaluation is possible due to the low analyte concentrate (below 0,03 µg/l).

Labcode	Result	± U	Recovery [%]	z-score	Comments
LC0001	0.026	0.004	110	0.37	
LC0002	0.023	0.005	97	-0.11	
LC0003	-	-	-	-	
LC0004	0.021	0.01	88.6	-0.44	
LC0005	0.024	0.006	101	0.05	
LC0006	0.023	0.007	97	-0.11	
LC0007	-	-	-	-	
LC0008	-	-	-	-	
LC0009	-	-	-	-	
LC0010	0.01894	0.00568	79.9	-0.77	
LC0011	-	-	-	-	
LC0012	-	-	-	-	
LC0013	0.025	0.002	105	0.21	
LC0014	-	-	-	-	
LC0015	0.038	0.014	160	2.32	H
LC0016	< 0.025 (LOQ)	-	-	-	
LC0017	0.02	0.004	84.4	-0.6	
LC0018	-	-	-	-	
LC0019	0.029	0.005	122	0.86	
LC0020	0.02	0.006	84.4	-0.6	
LC0021	-	-	-	-	
LC0022	-	-	-	-	
LC0023	< 0.05 (LOQ)	-	-	-	
LC0024	0.026	0.004	110	0.37	
LC0025	< 0.05 (LOQ)	-	-	-	
LC0026	-	-	-	-	

Characteristics of parameter

	all results	without outliers	Unit
Mean ± CI (99%)	0.0245 ± 0.00449	0.0233 ± 0.00281	µg/l
Minimum	0.0189	0.0189	µg/l
Maximum	0.038	0.029	µg/l
Standard deviation	0.00518	0.00311	µg/l
rel. standard deviation	21.2	13.4	%
n	12	11	-

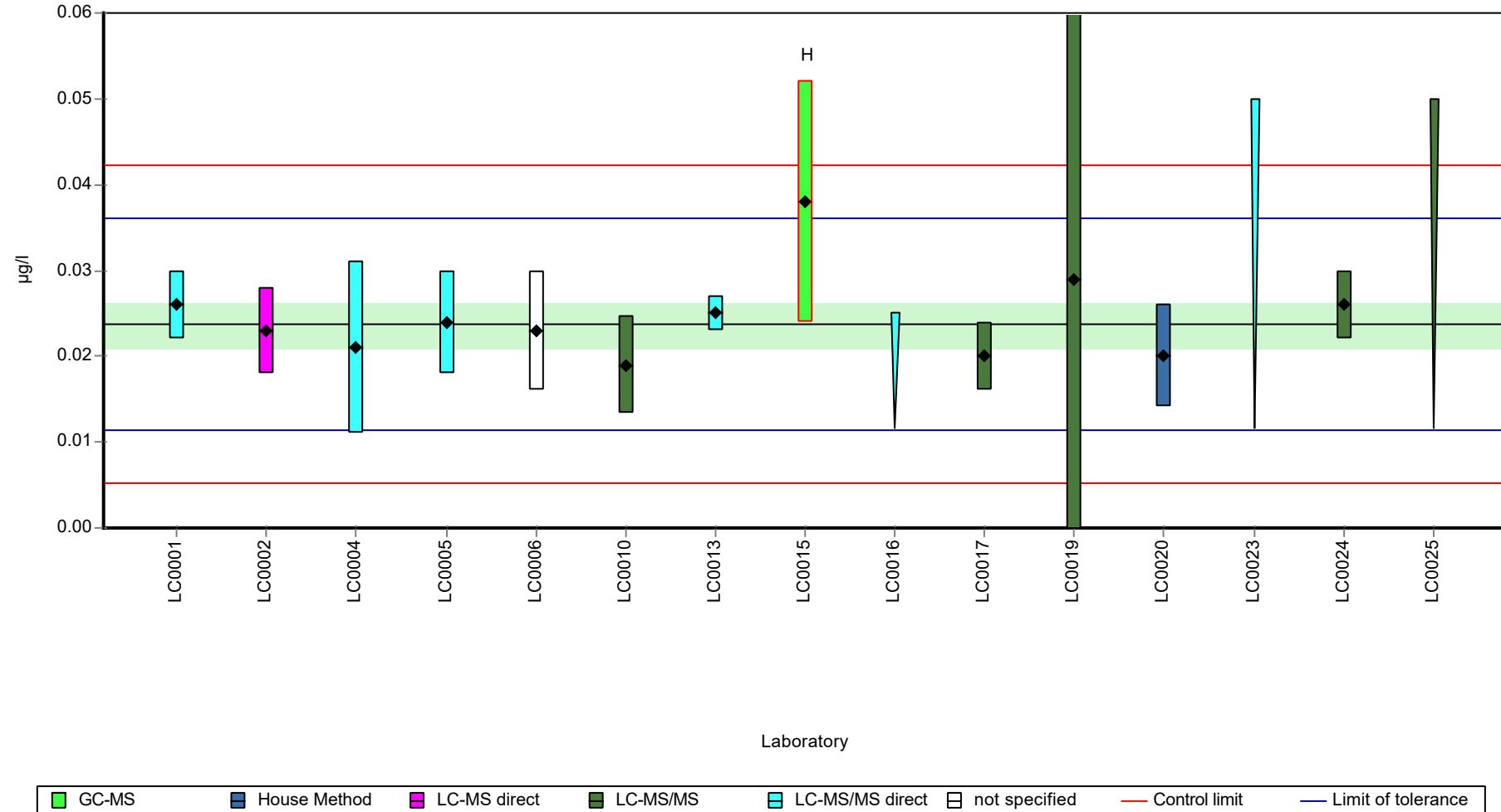
Information zur Auswertung: Die Bewertung dient nur zu Informationszwecken, da aufgrund des geringen Gehalts in der Probe (unter 0,03 µg/l) keine Festlegung des zugewiesenen Wertes möglich ist.
 Information for evaluation: The assessment is presented for informational purposes only, since no evaluation is possible due to the low analyte concentrate (below 0,03 µg/l).

Parameter oriented report Pesticides H109

Sample: H109B, Parameter: Chloridazon-methyl-desphenyl

Graphical presentation of results

Results

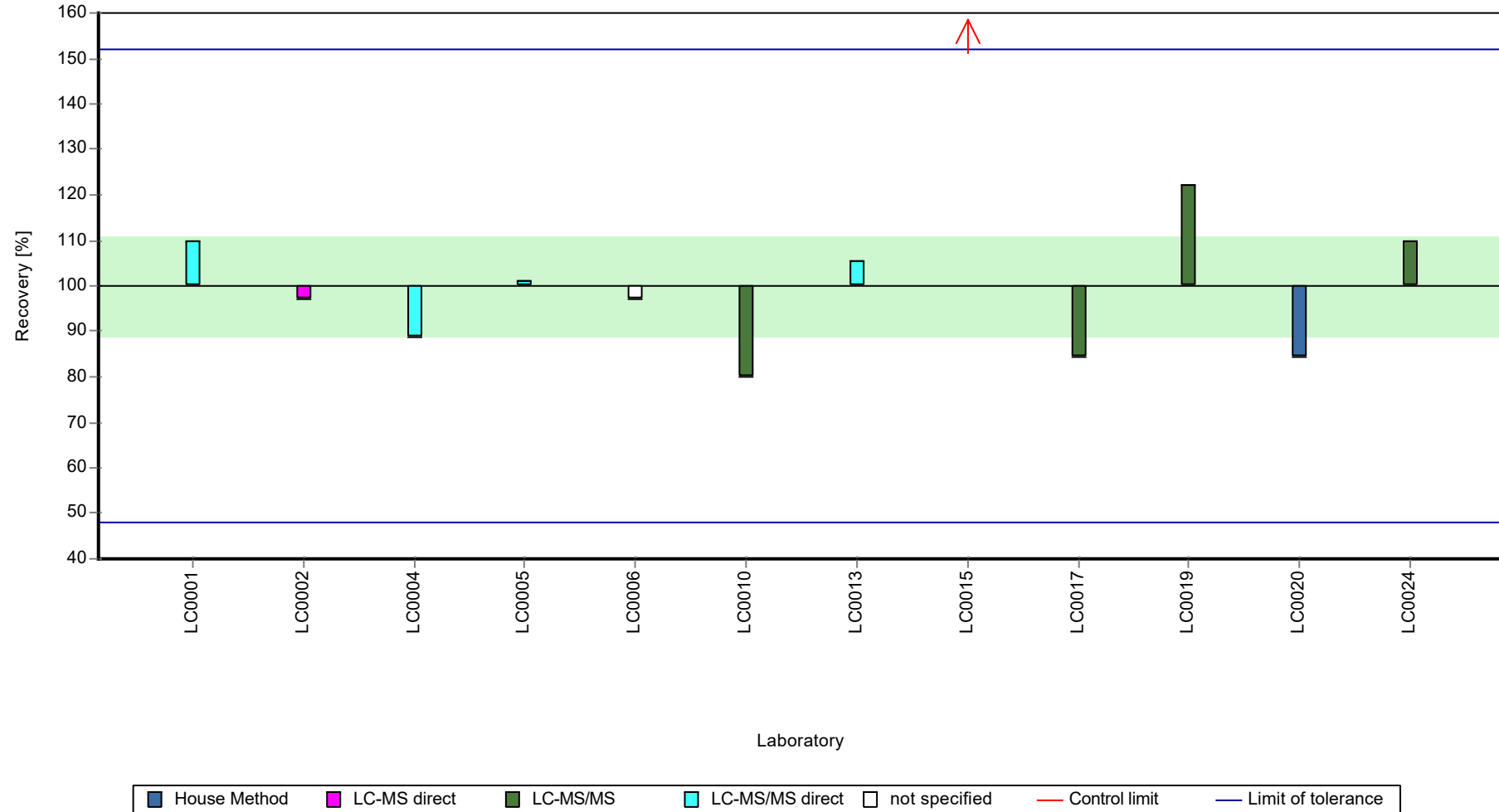


Information zur Auswertung: Die Bewertung dient nur zu Informationszwecken, da aufgrund des geringen Gehalts in der Probe (unter 0,03 µg/l) keine Festlegung des zugewiesenen Wertes möglich ist.
 Information for evaluation: The assessment is presented for informational purposes only, since no evaluation is possible due to the low analyte concentrate (below 0,03 µg/l).

Parameter oriented report Pesticides H109

Sample: H109B, Parameter: Chloridazon-methyl-desphenyl

Recovery rate

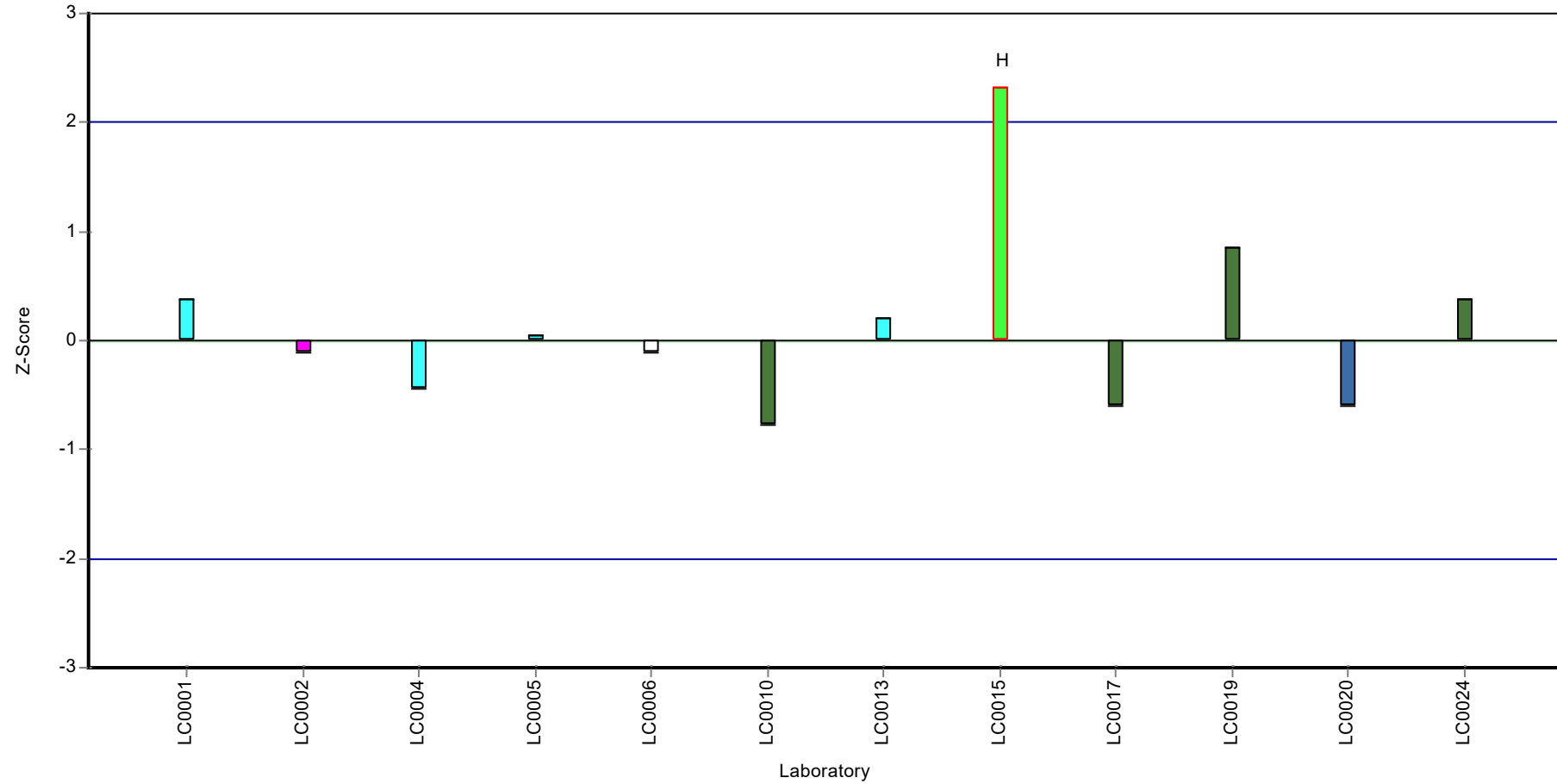


Information zur Auswertung: Die Bewertung dient nur zu Informationszwecken, da aufgrund des geringen Gehalts in der Probe (unter 0,03 µg/l) keine Festlegung des zugewiesenen Wertes möglich ist.
 Information for evaluation: The assessment is presented for informational purposes only, since no evaluation is possible due to the low analyte concentrate (below 0,03 µg/l).

Parameter oriented report Pesticides H109

Sample: H109B, Parameter: Chloridazon-methyl-desphenyl

Z-score



■ GC-MS
 ■ House Method
 ■ LC-MS direct
 ■ LC-MS/MS
 ■ LC-MS/MS direct
 □ not specified
 — Control limit
 — Limit of tolerance

Parameter oriented report

H109 A

Clopyralid

Unit	µg/l
Assigned value ± U (k=2)	0.266 ± 0.038
Criterion	0.0904 (34 %)
Minimum - Maximum	0.23 - 0.355
Control test value ± U (k=2)	0.280 ± 0.056

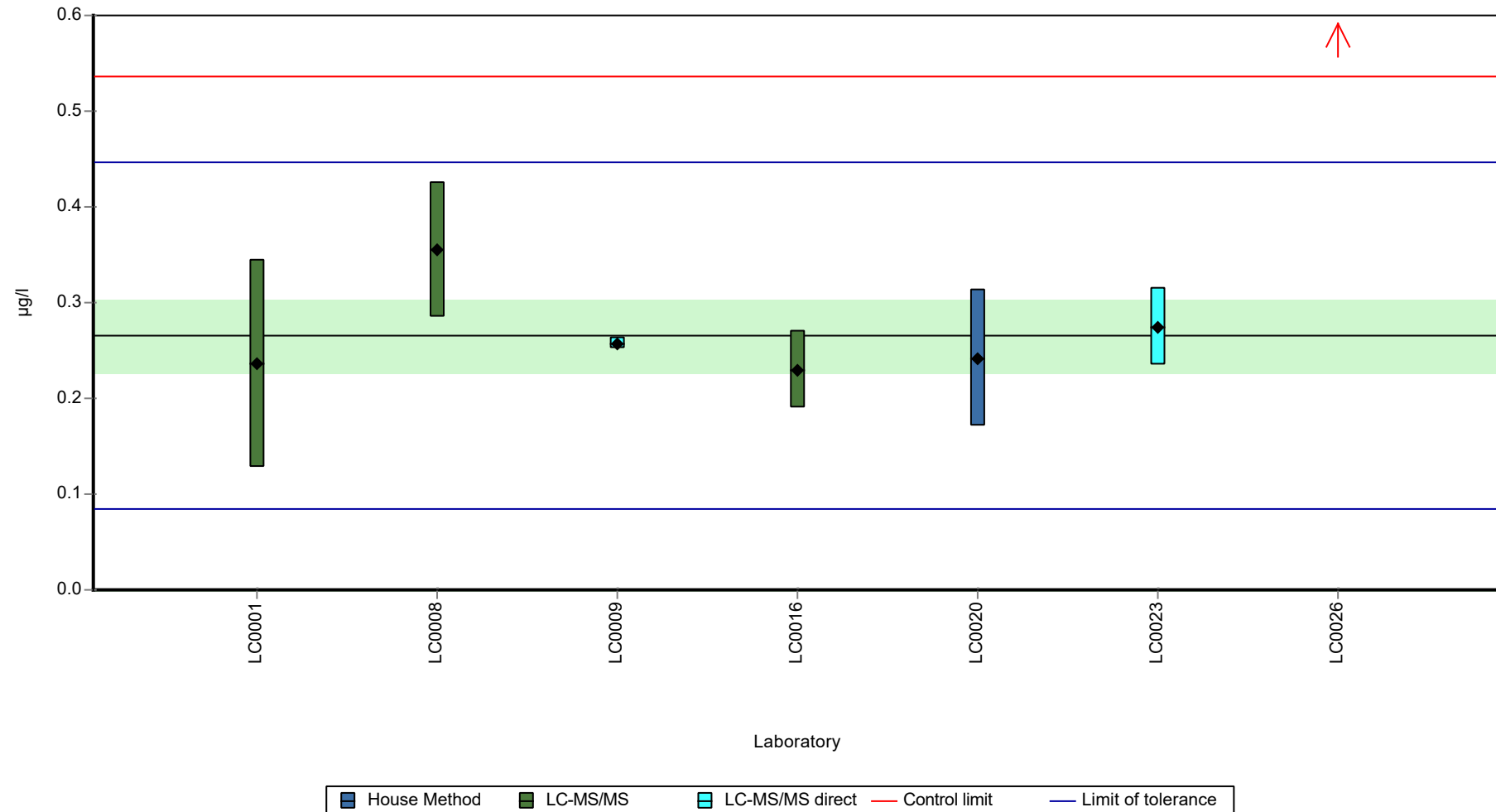
Labcode	Result	± U	Recovery [%]	z-score	Comments
LC0001	0.236	0.108	88.8	-0.33	
LC0002	-	-	-	-	
LC0003	-	-	-	-	
LC0004	-	-	-	-	
LC0005	-	-	-	-	
LC0006	-	-	-	-	
LC0007	-	-	-	-	
LC0008	0.355	0.071	134	0.99	
LC0009	0.257	0.006	96.7	-0.1	
LC0010	-	-	-	-	
LC0011	-	-	-	-	
LC0012	-	-	-	-	
LC0013	-	-	-	-	
LC0014	-	-	-	-	
LC0015	-	-	-	-	
LC0016	0.23	0.04	86.5	-0.4	
LC0017	-	-	-	-	
LC0018	-	-	-	-	
LC0019	-	-	-	-	
LC0020	0.242	0.072	91	-0.26	
LC0021	-	-	-	-	
LC0022	-	-	-	-	
LC0023	0.275	0.041	103	0.1	
LC0024	-	-	-	-	
LC0025	-	-	-	-	
LC0026	0.968	0.096	364	7.77	H

Characteristics of parameter

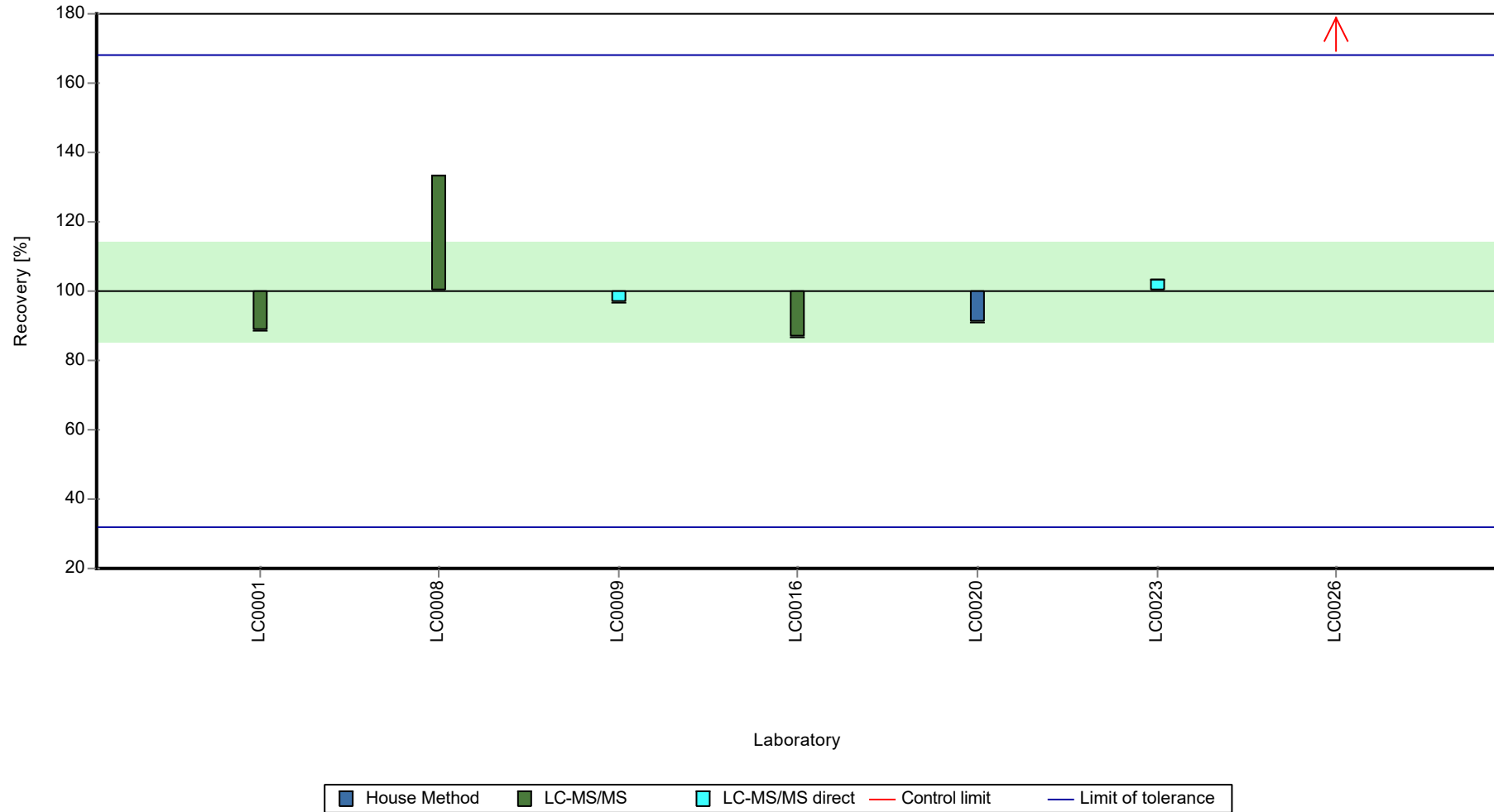
	all results	without outliers	Unit
Mean ± CI (99%)	0.366 ± 0.305	0.266 ± 0.0571	µg/l
Minimum	0.23	0.23	µg/l
Maximum	0.968	0.355	µg/l
Standard deviation	0.269	0.0466	µg/l
rel. standard deviation	73.4	17.5 %	
n	7	6	-

Graphical presentation of results

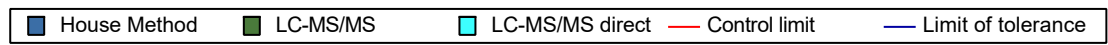
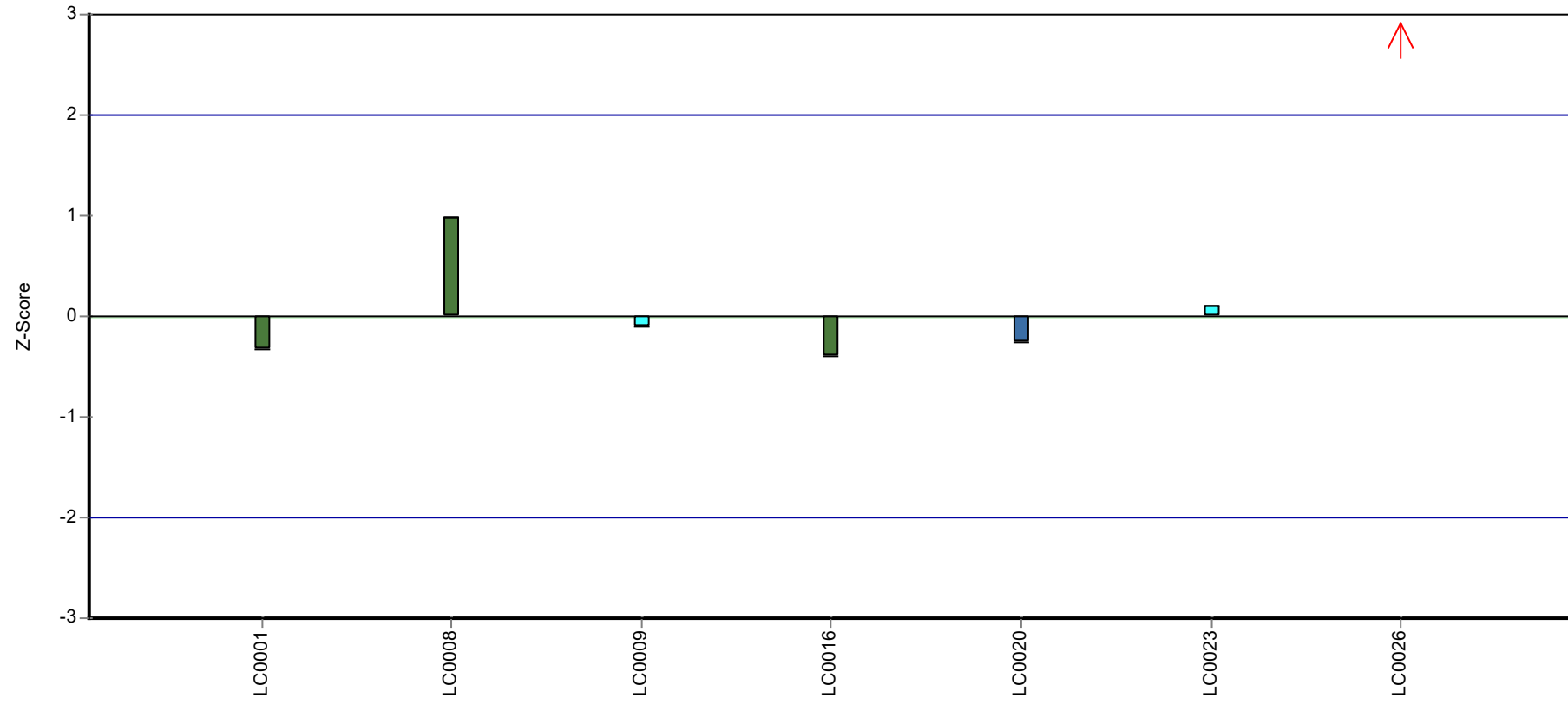
Results



Recovery rate



Z-score



Parameter oriented report

H109 B

Clopyralid

Unit	µg/l
Assigned value ± U (k=2)	0.4 ± 0.0493
Criterion	0.136 (34 %)
Minimum - Maximum	0.338 - 0.525
Control test value ± U (k=2)	0.421 ± 0.0843

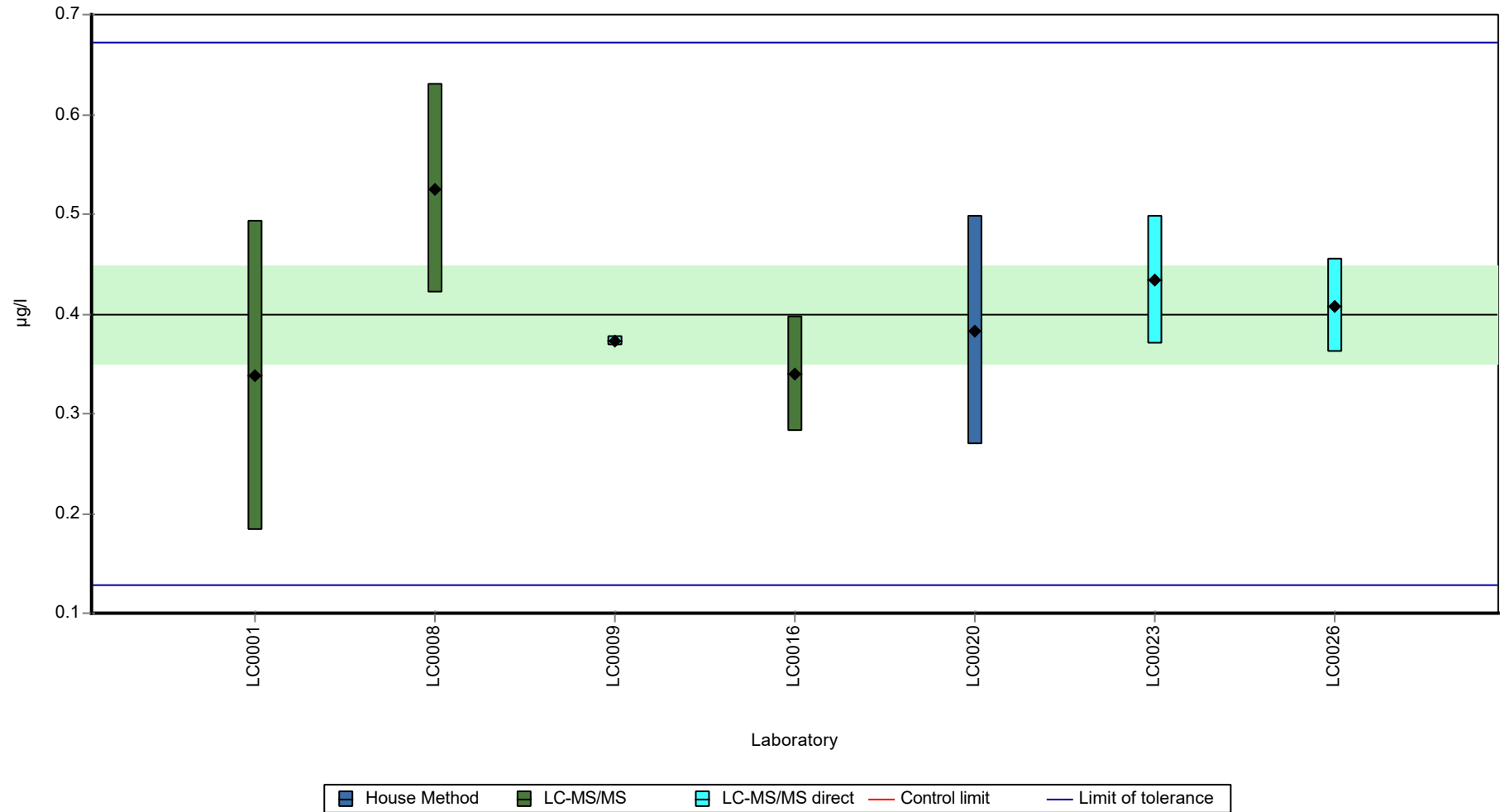
Labcode	Result	± U	Recovery [%]	z-score	Comments
LC0001	0.338	0.155	84.5	-0.46	
LC0002	-	-	-	-	
LC0003	-	-	-	-	
LC0004	-	-	-	-	
LC0005	-	-	-	-	
LC0006	-	-	-	-	
LC0007	-	-	-	-	
LC0008	0.525	0.105	131	0.92	
LC0009	0.372	0.005	93	-0.2	
LC0010	-	-	-	-	
LC0011	-	-	-	-	
LC0012	-	-	-	-	
LC0013	-	-	-	-	
LC0014	-	-	-	-	
LC0015	-	-	-	-	
LC0016	0.339	0.058	84.8	-0.45	
LC0017	-	-	-	-	
LC0018	-	-	-	-	
LC0019	-	-	-	-	
LC0020	0.383	0.115	95.8	-0.12	
LC0021	-	-	-	-	
LC0022	-	-	-	-	
LC0023	0.434	0.065	109	0.25	
LC0024	-	-	-	-	
LC0025	-	-	-	-	
LC0026	0.408	0.047	102	0.06	

Characteristics of parameter

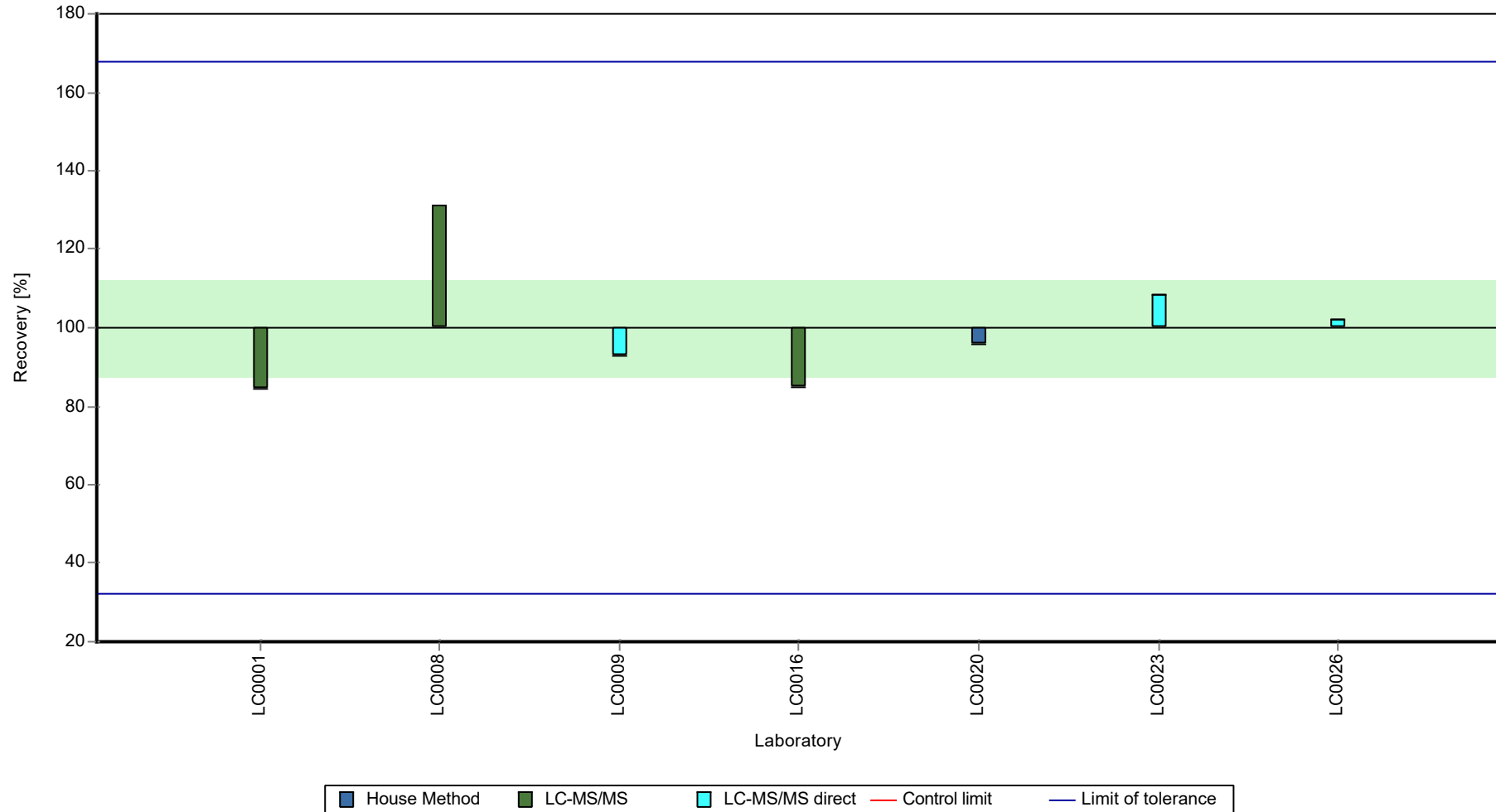
	all results	without outliers	Unit
Mean ± CI (99%)	0.4 ± 0.0739	0.4 ± 0.0739	µg/l
Minimum	0.338	0.338	µg/l
Maximum	0.525	0.525	µg/l
Standard deviation	0.0652	0.0652	µg/l
rel. standard deviation	16.3	16.3	%
n	7	7	-

Graphical presentation of results

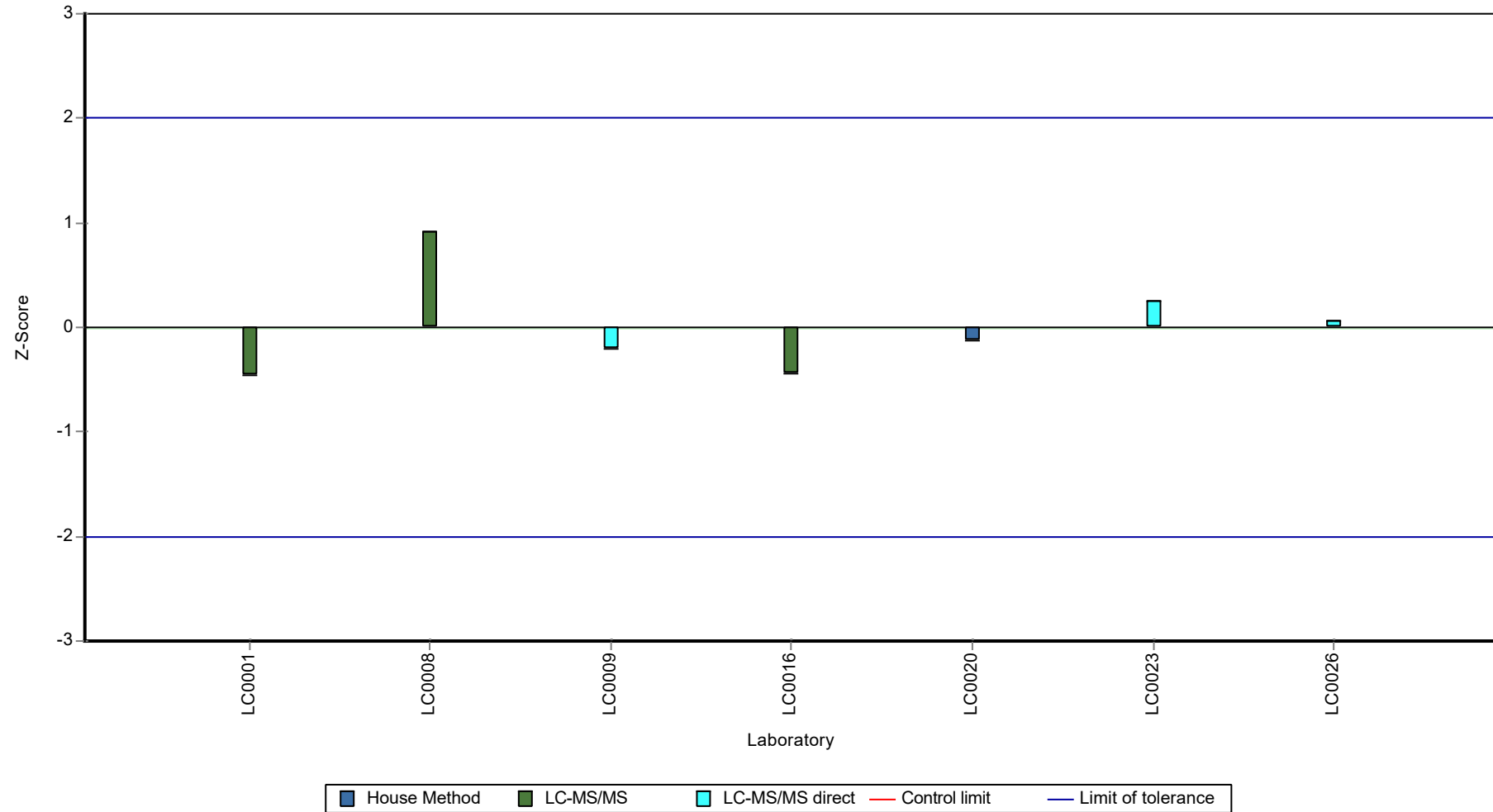
Results



Recovery rate



Z-score



Parameter oriented report

H109 A

Cyanazine

Unit	µg/l
Assigned value ± U (k=2)	0.316 ± 0.0129
Criterion	0.0442 (14 %)
Minimum - Maximum	0.279 - 0.354
Control test value ± U (k=2)	0.317 ± 0.0475

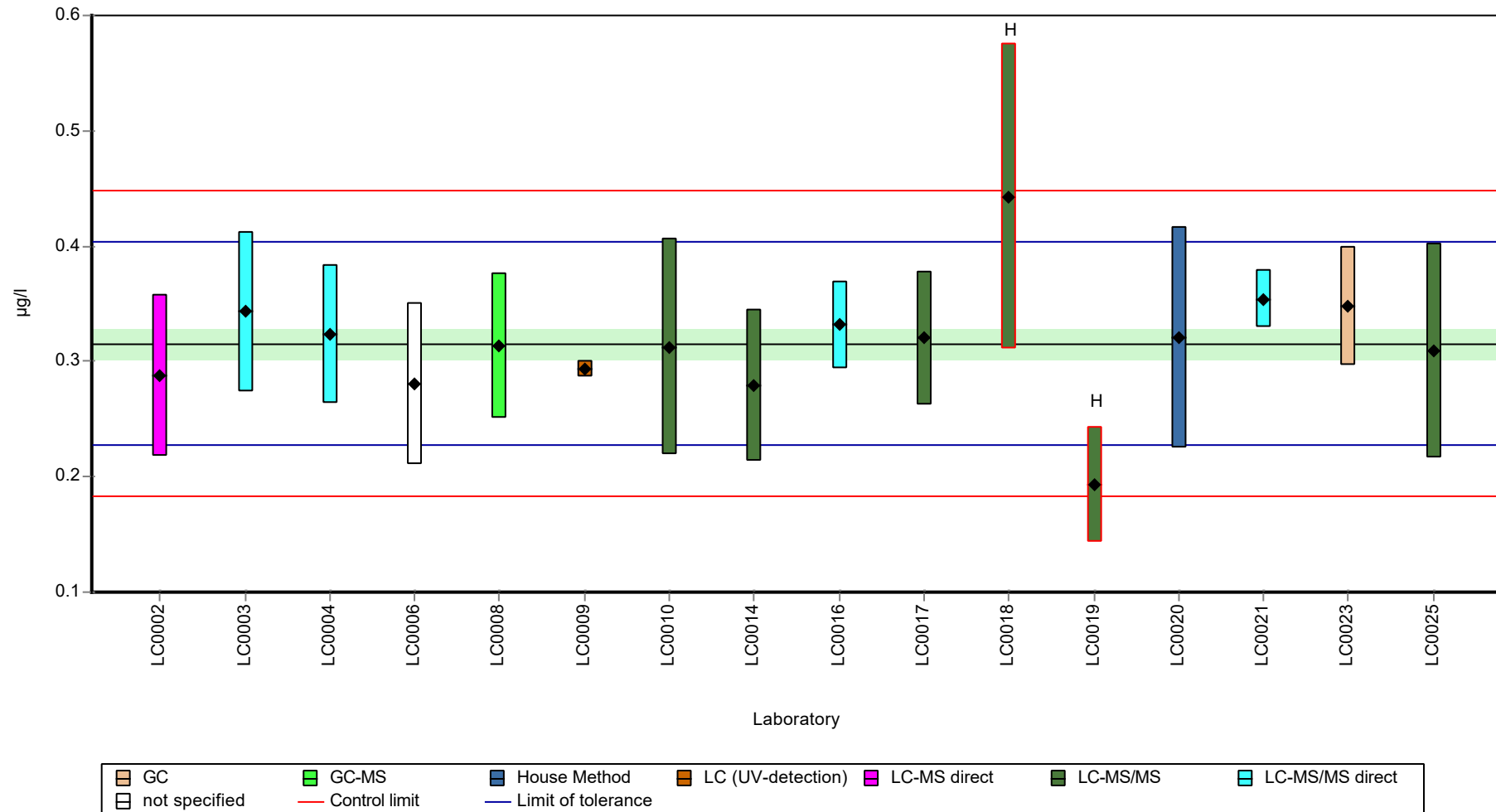
Labcode	Result	± U	Recovery [%]	z-score	Comments
LC0001	-	-	-	-	
LC0002	0.288	0.07	91.3	-0.62	
LC0003	0.343	0.069	109	0.62	
LC0004	0.324	0.06	103	0.19	
LC0005	-	-	-	-	
LC0006	0.281	0.07	89	-0.78	
LC0007	-	-	-	-	
LC0008	0.313	0.063	99.2	-0.06	
LC0009	0.293	0.007	92.8	-0.51	
LC0010	0.31243	0.09373	99	-0.07	
LC0011	-	-	-	-	
LC0012	-	-	-	-	
LC0013	-	-	-	-	
LC0014	0.279	0.066	88.4	-0.83	
LC0015	-	-	-	-	
LC0016	0.332	0.038	105	0.37	
LC0017	0.32	0.058	101	0.1	
LC0018	0.443	0.133	140	2.88	H
LC0019	0.193	0.05	61.2	-2.77	H
LC0020	0.321	0.096	102	0.12	
LC0021	0.354	0.025	112	0.87	
LC0022	-	-	-	-	
LC0023	0.348	0.052	110	0.73	
LC0024	-	-	-	-	
LC0025	0.3095	0.09285	98.1	-0.14	
LC0026	-	-	-	-	

Characteristics of parameter

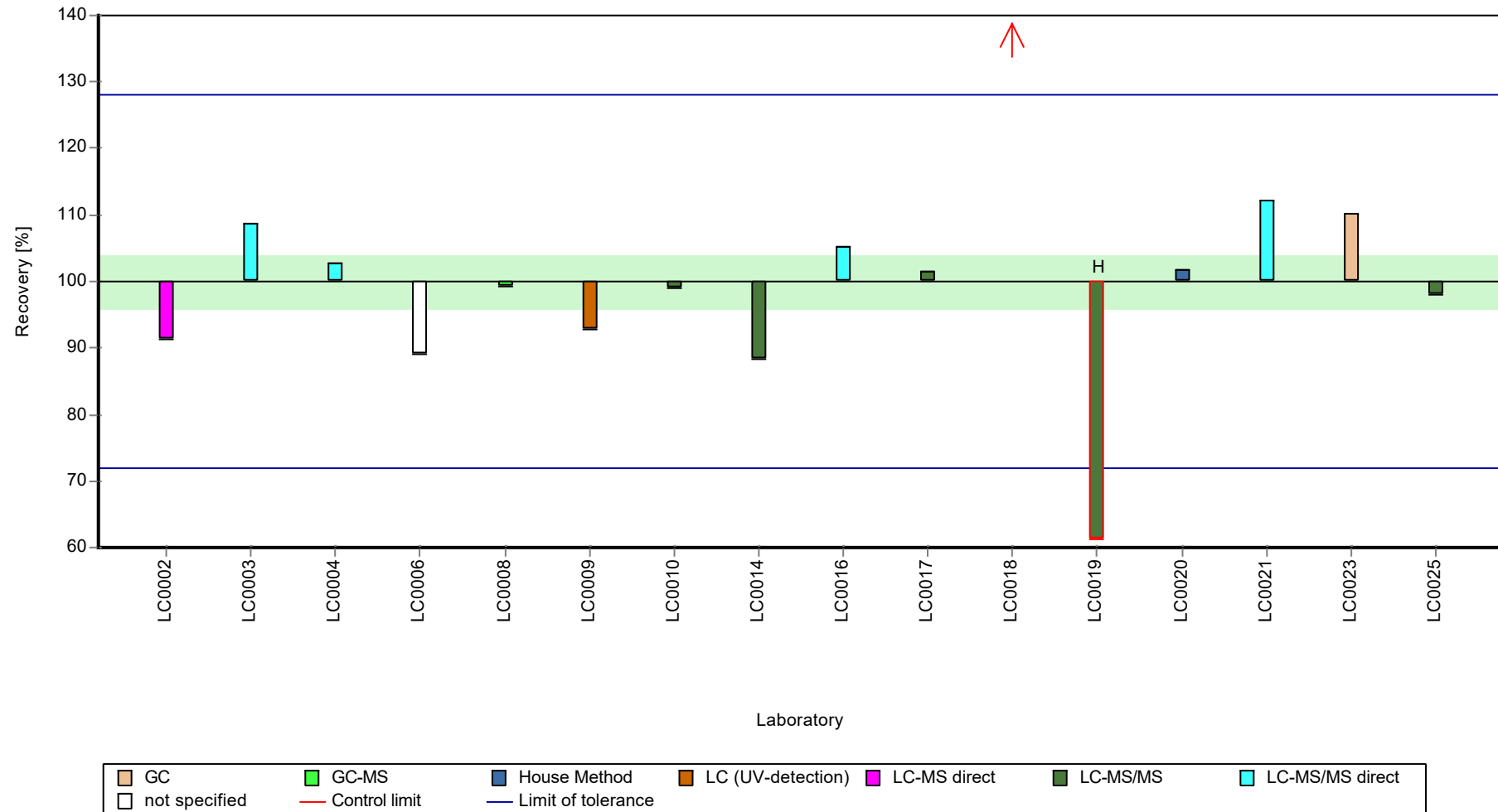
	all results	without outliers	Unit
Mean ± CI (99%)	0.316 ± 0.0381	0.316 ± 0.0193	µg/l
Minimum	0.193	0.279	µg/l
Maximum	0.443	0.354	µg/l
Standard deviation	0.0509	0.0241	µg/l
rel. standard deviation	16.1	7.62	%
n	16	14	-

Graphical presentation of results

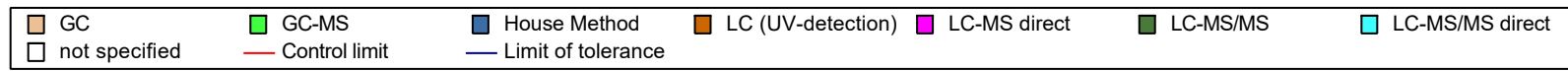
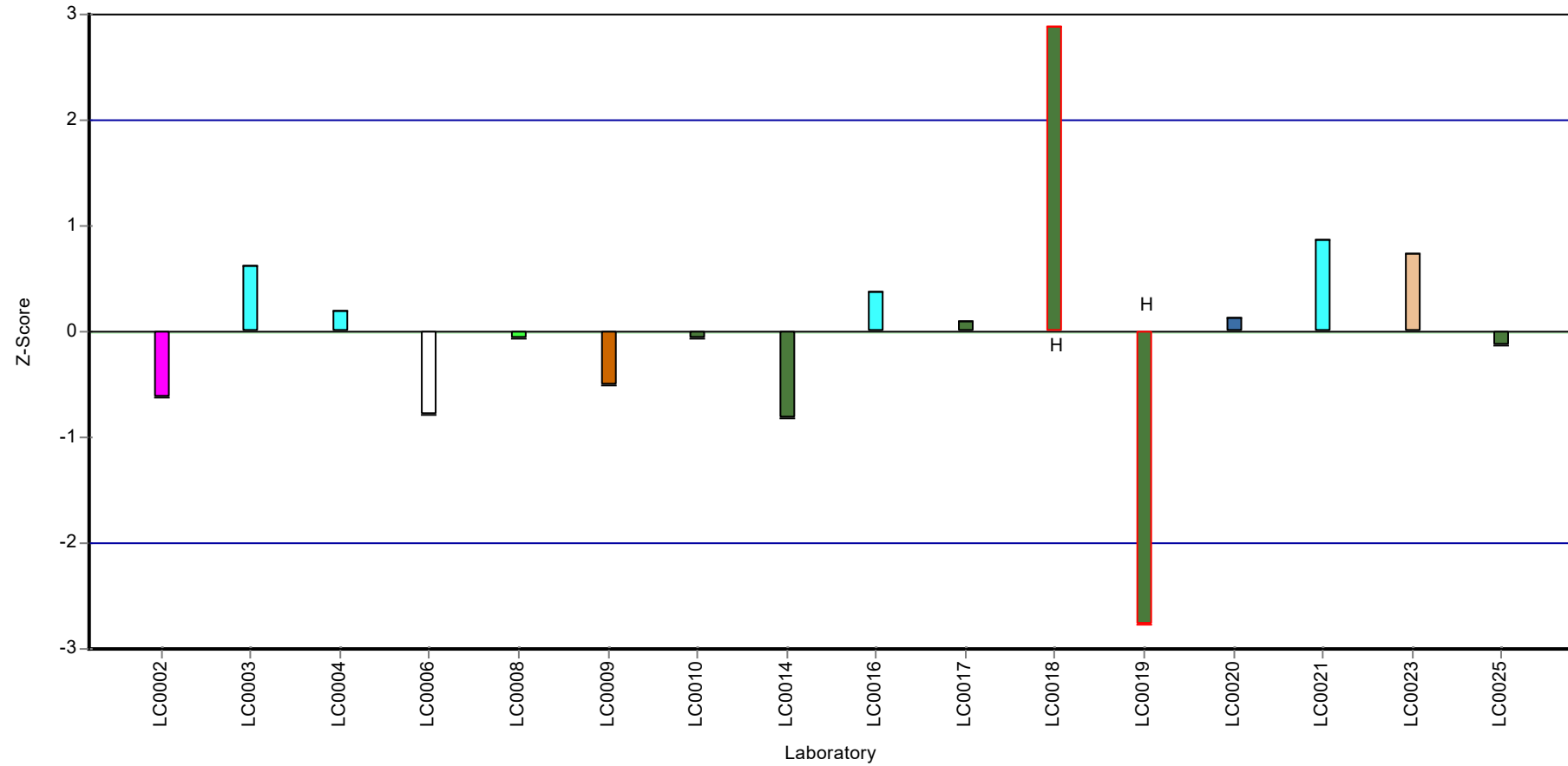
Results



Recovery rate



Z-score



Parameter oriented report

H109 B

Cyanazine

Unit	µg/l
Assigned value ± U (k=2)	0.545 ± 0.0223
Criterion	0.0763 (14 %)
Minimum - Maximum	0.48 - 0.616
Control test value ± U (k=2)	0.517 ± 0.0776

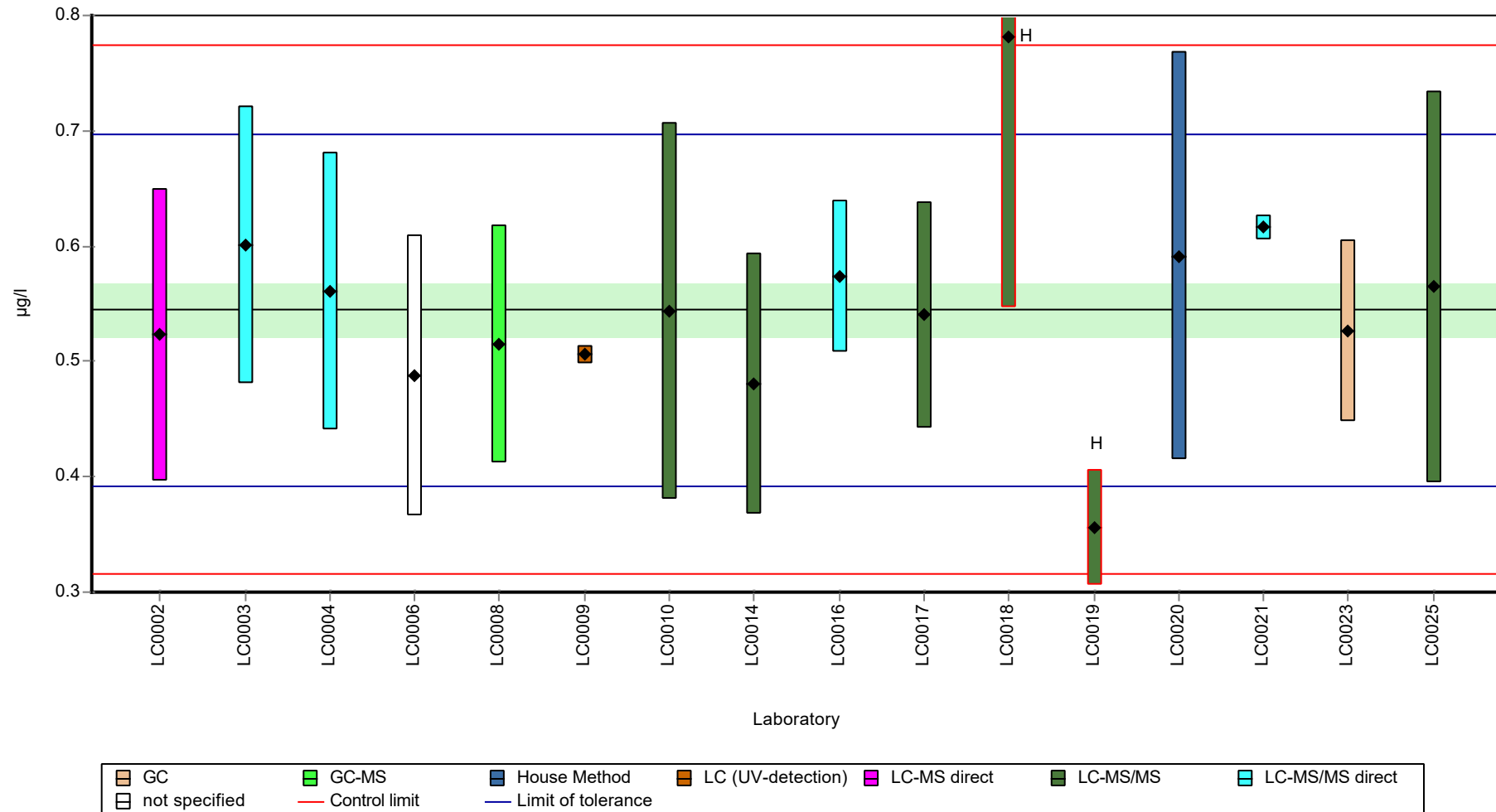
Labcode	Result	± U	Recovery [%]	z-score	Comments
LC0001	-	-	-	-	
LC0002	0.523	0.127	96	-0.29	
LC0003	0.601	0.12	110	0.73	
LC0004	0.561	0.12	103	0.21	
LC0005	-	-	-	-	
LC0006	0.488	0.122	89.5	-0.75	
LC0007	-	-	-	-	
LC0008	0.515	0.103	94.5	-0.39	
LC0009	0.506	0.008	92.9	-0.51	
LC0010	0.54387	0.16316	99.8	-0.01	
LC0011	-	-	-	-	
LC0012	-	-	-	-	
LC0013	-	-	-	-	
LC0014	0.48	0.113	88.1	-0.85	
LC0015	-	-	-	-	
LC0016	0.574	0.066	105	0.38	
LC0017	0.54	0.098	99.1	-0.06	
LC0018	0.782	0.235	143	3.11	H
LC0019	0.356	0.05	65.3	-2.48	H
LC0020	0.591	0.177	108	0.6	
LC0021	0.616	0.011	113	0.93	
LC0022	-	-	-	-	
LC0023	0.526	0.079	96.5	-0.25	
LC0024	-	-	-	-	
LC0025	0.5645	0.16935	104	0.26	
LC0026	-	-	-	-	

Characteristics of parameter

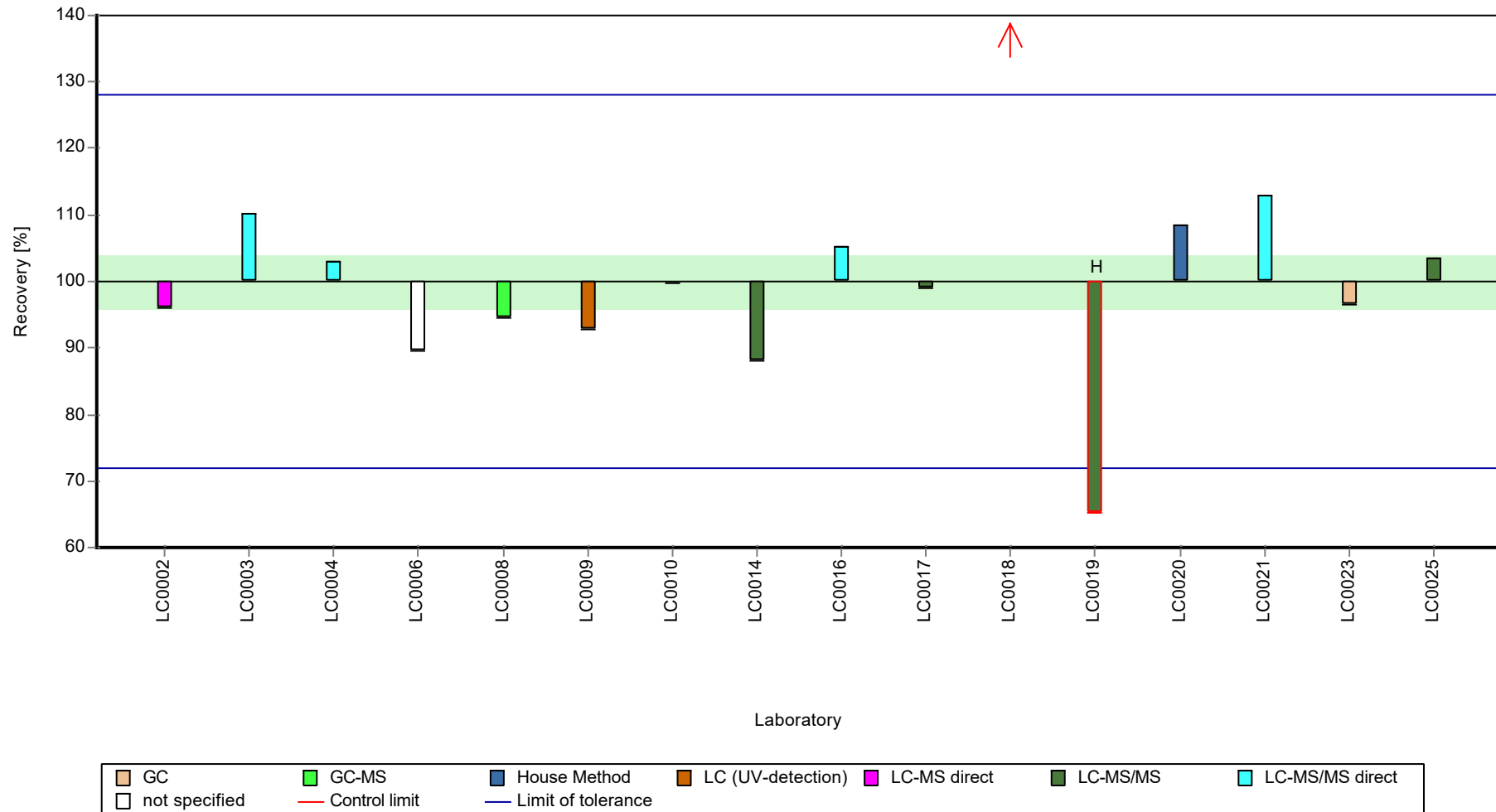
	all results	without outliers	Unit
Mean ± CI (99%)	0.548 ± 0.0655	0.545 ± 0.0334	µg/l
Minimum	0.356	0.48	µg/l
Maximum	0.782	0.616	µg/l
Standard deviation	0.0873	0.0416	µg/l
rel. standard deviation	15.9	7.64	%
n	16	14	-

Graphical presentation of results

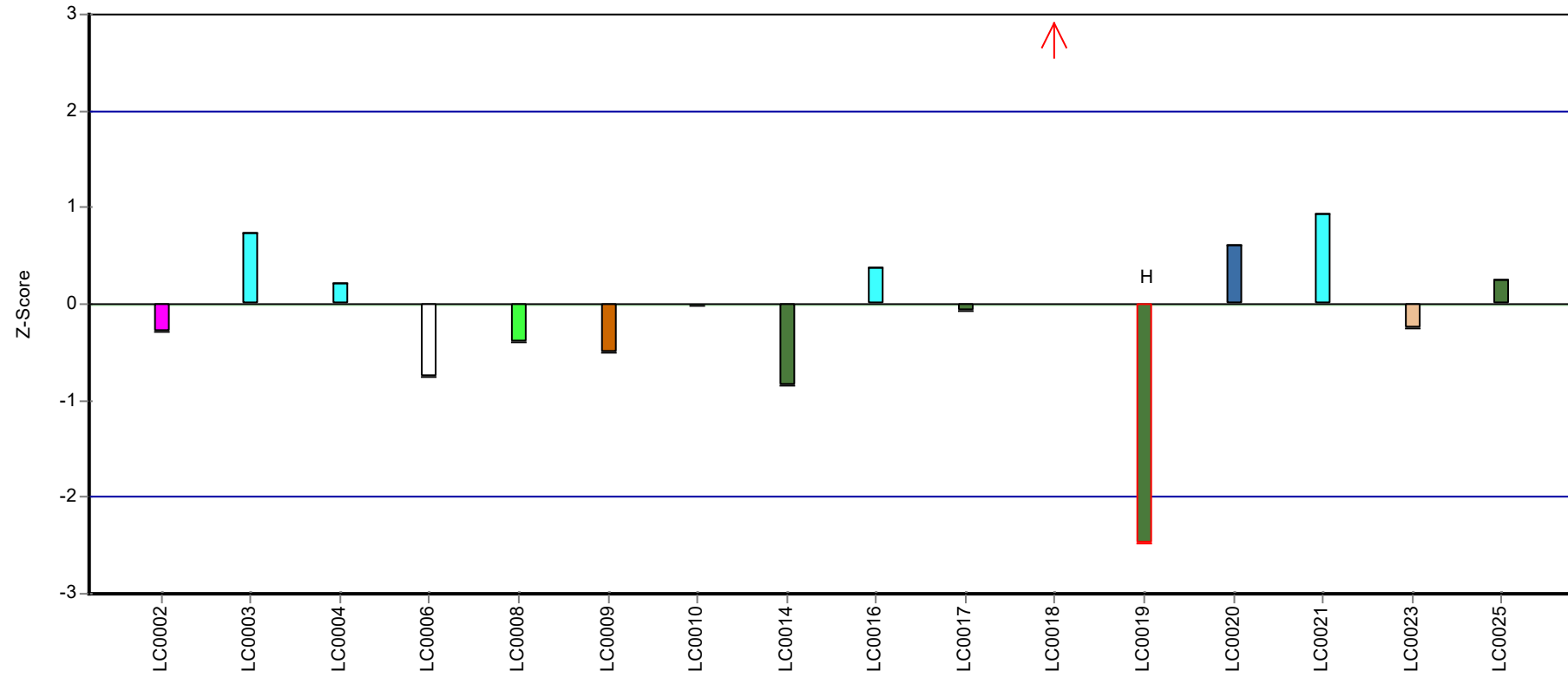
Results



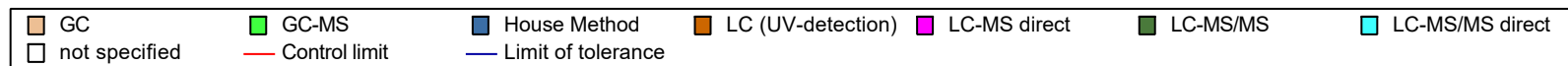
Recovery rate



Z-score



Laboratory



Parameter oriented report

H109 A

Dimethenamide

Unit	µg/l
Assigned value ± U (k=2)	0.633 ± 0.0185
Criterion	0.0627 (9.9 %)
Minimum - Maximum	0.573 - 0.701
Control test value ± U (k=2)	0.568 ± 0.0852

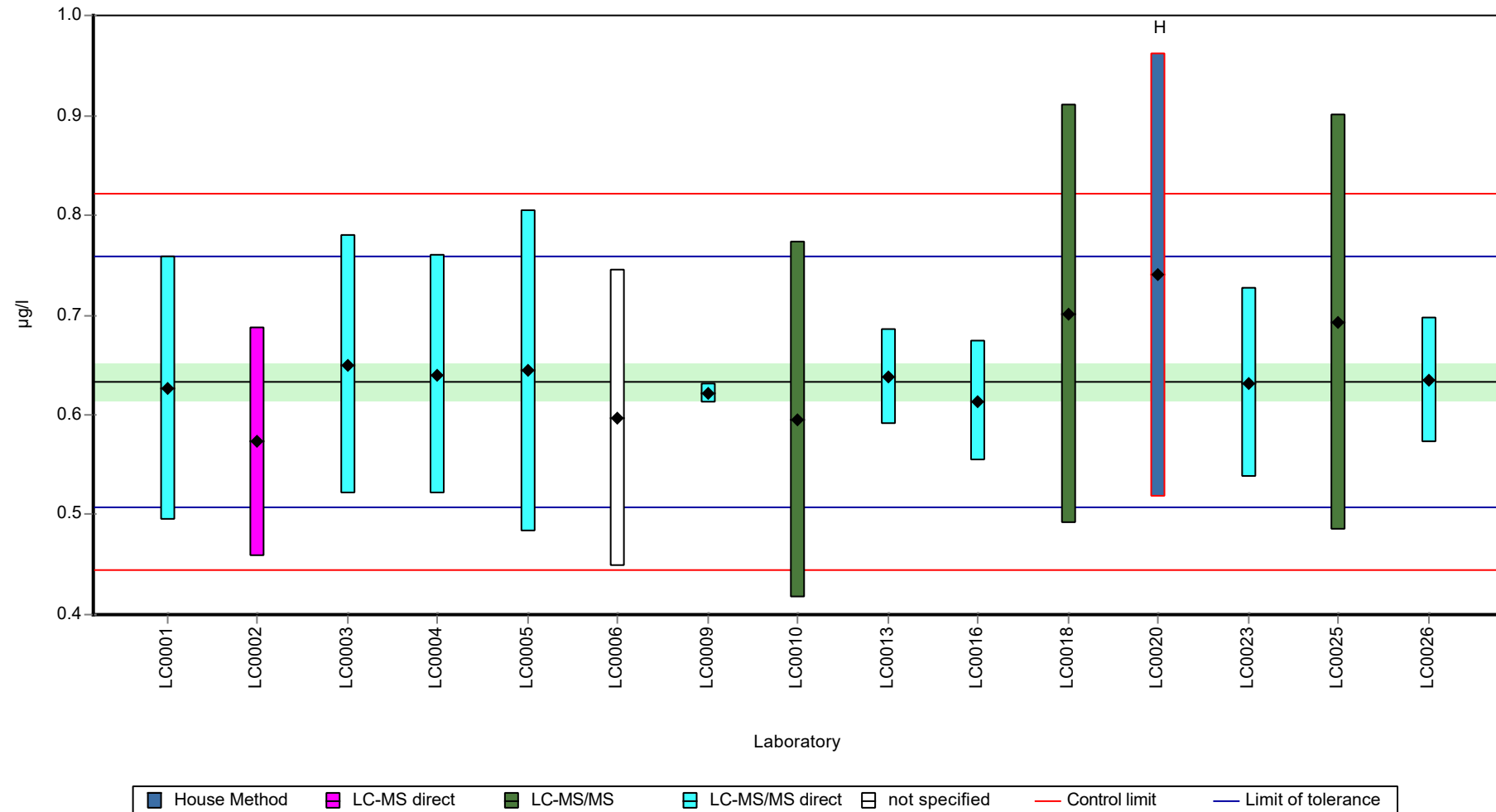
Labcode	Result	± U	Recovery [%]	z-score	Comments
LC0001	0.627	0.132	99.1	-0.09	
LC0002	0.573	0.115	90.5	-0.96	
LC0003	0.65	0.13	103	0.27	
LC0004	0.64	0.12	101	0.11	
LC0005	0.644	0.161	102	0.18	
LC0006	0.597	0.149	94.3	-0.57	
LC0007	-	-	-	-	
LC0008	-	-	-	-	
LC0009	0.621	0.01	98.1	-0.19	
LC0010	0.59566	0.1787	94.1	-0.59	
LC0011	-	-	-	-	
LC0012	-	-	-	-	
LC0013	0.638	0.048	101	0.08	
LC0014	-	-	-	-	
LC0015	-	-	-	-	
LC0016	0.614	0.061	97	-0.3	
LC0017	-	-	-	-	
LC0018	0.701	0.21	111	1.09	
LC0019	-	-	-	-	
LC0020	0.74	0.222	117	1.71	H
LC0021	-	-	-	-	
LC0022	-	-	-	-	
LC0023	0.632	0.095	99.9	-0.01	
LC0024	-	-	-	-	
LC0025	0.693	0.2079	109	0.96	
LC0026	0.635	0.063	100	0.03	

Characteristics of parameter

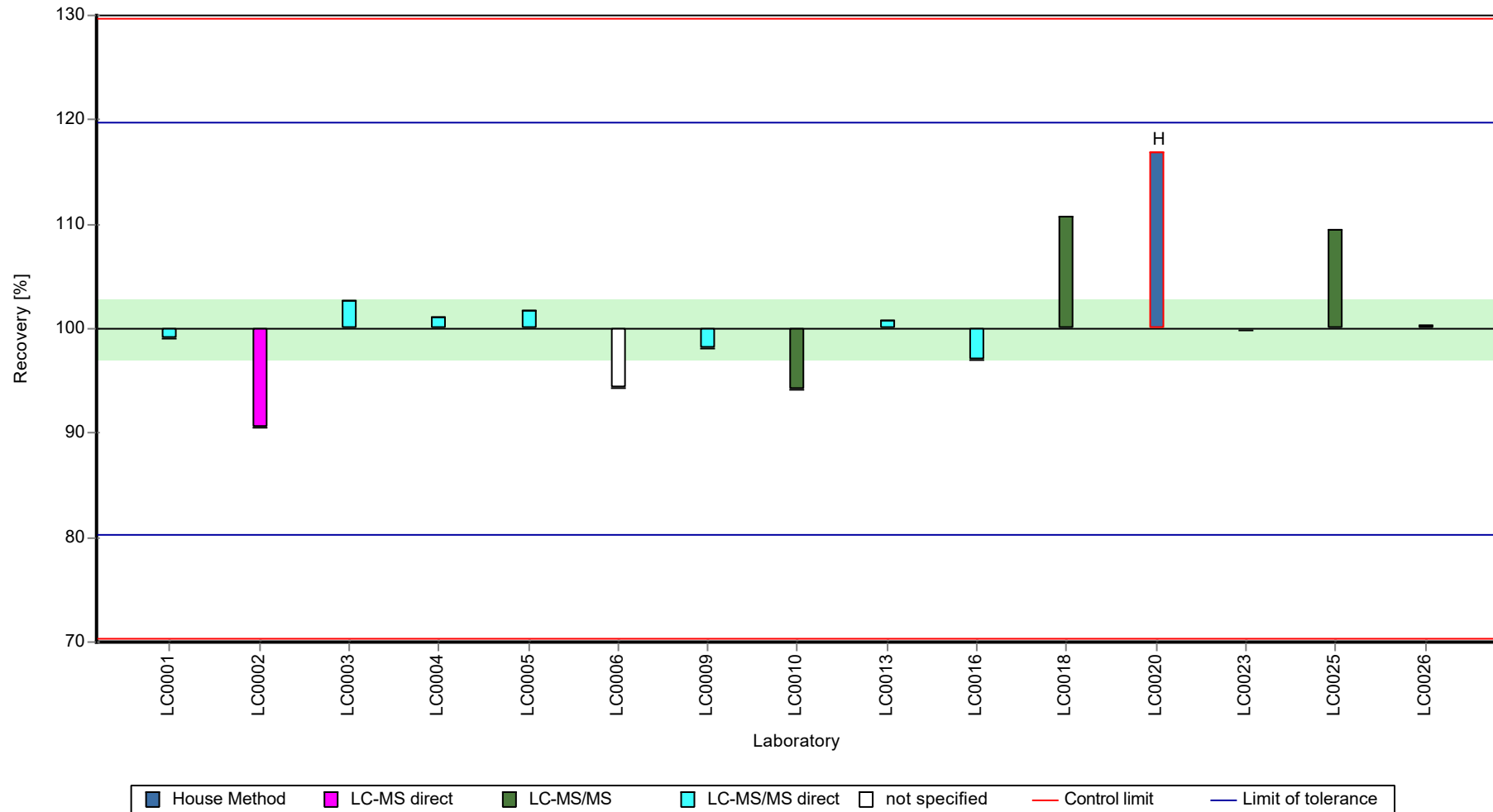
	all results	without outliers	Unit
Mean ± CI (99%)	0.64 ± 0.0335	0.633 ± 0.0277	µg/l
Minimum	0.573	0.573	µg/l
Maximum	0.74	0.701	µg/l
Standard deviation	0.0433	0.0346	µg/l
rel. standard deviation	6.77	5.46	%
n	15	14	-

Graphical presentation of results

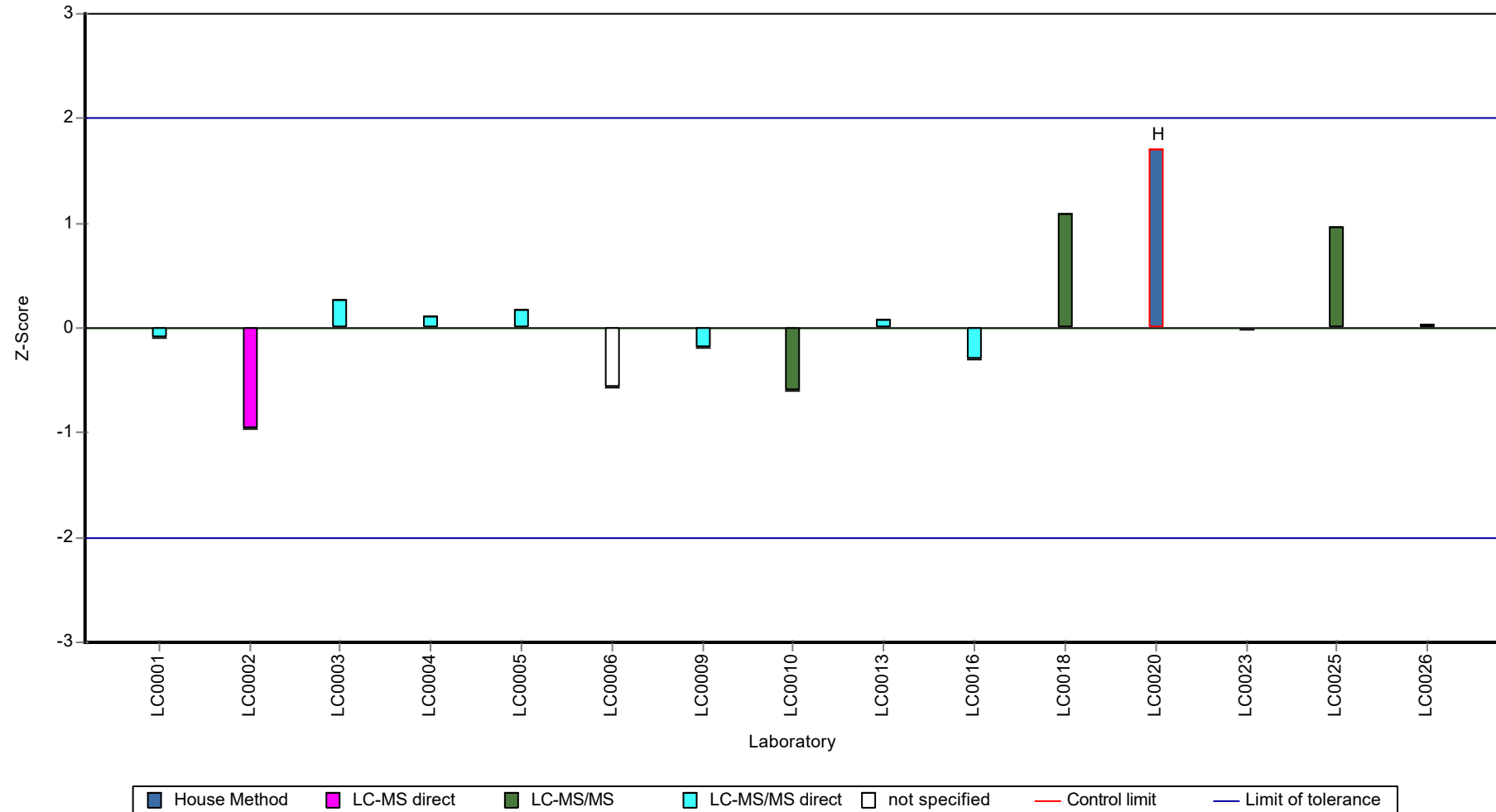
Results



Recovery rate



Z-score



Parameter oriented report

H109 B

Dimethenamide

Unit	µg/l
Assigned value ± U (k=2)	0.933 ± 0.0354
Criterion	0.0924 (9.9 %)
Minimum - Maximum	0.876 - 1.04
Control test value ± U (k=2)	0.799 ± 0.12

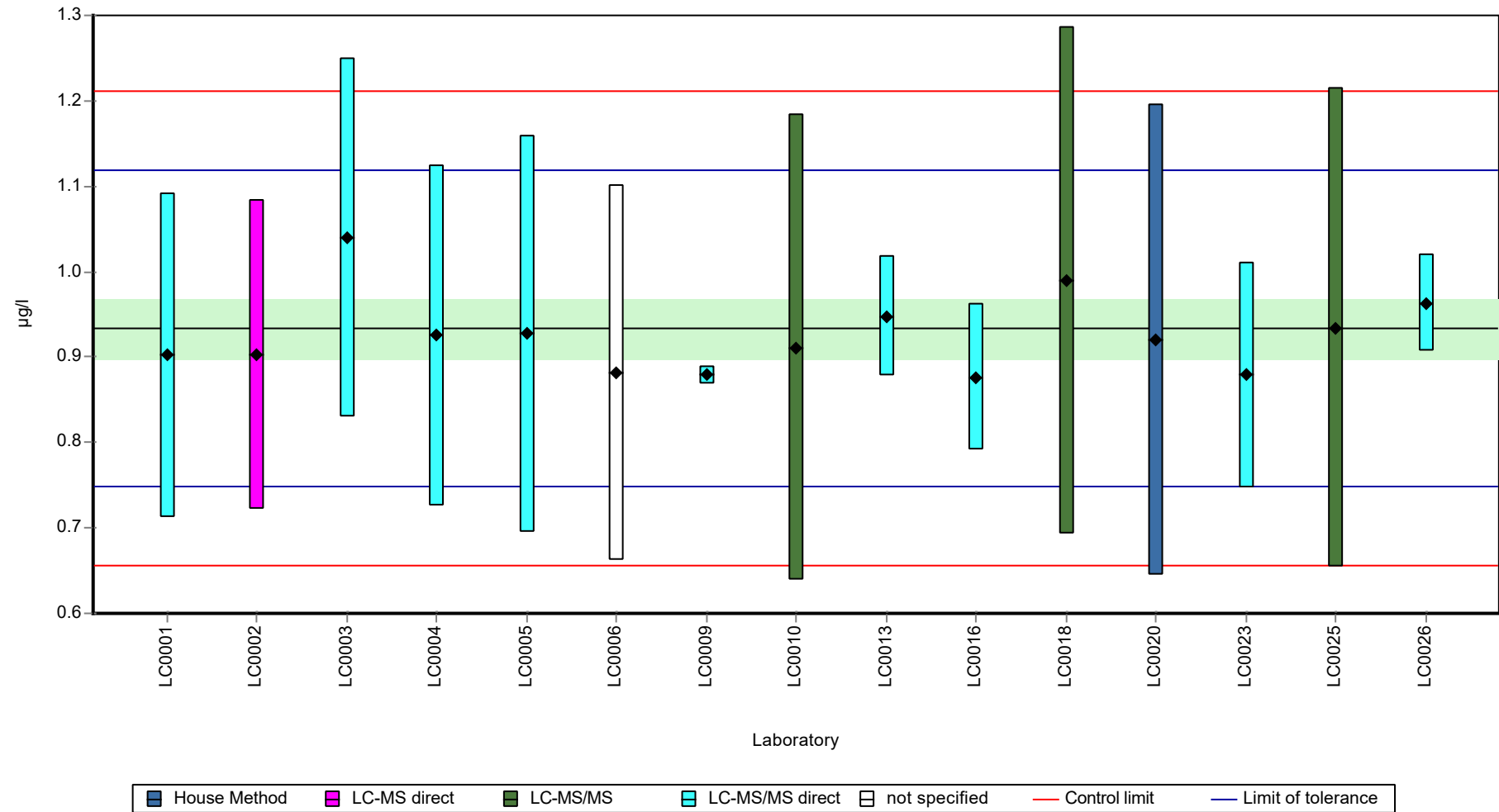
Labcode	Result	± U	Recovery [%]	z-score	Comments
LC0001	0.902	0.19	96.6	-0.34	
LC0002	0.903	0.181	96.7	-0.33	
LC0003	1.04	0.21	111	1.15	
LC0004	0.925	0.2	99.1	-0.09	
LC0005	0.927	0.232	99.3	-0.07	
LC0006	0.881	0.22	94.4	-0.57	
LC0007	-	-	-	-	
LC0008	-	-	-	-	
LC0009	0.879	0.01	94.2	-0.59	
LC0010	0.91105	0.27331	97.6	-0.24	
LC0011	-	-	-	-	
LC0012	-	-	-	-	
LC0013	0.948	0.071	102	0.16	
LC0014	-	-	-	-	
LC0015	-	-	-	-	
LC0016	0.876	0.086	93.9	-0.62	
LC0017	-	-	-	-	
LC0018	0.989	0.297	106	0.6	
LC0019	-	-	-	-	
LC0020	0.92	0.276	98.6	-0.14	
LC0021	-	-	-	-	
LC0022	-	-	-	-	
LC0023	0.879	0.132	94.2	-0.59	
LC0024	-	-	-	-	
LC0025	0.9345	0.28035	100	0.01	
LC0026	0.963	0.057	103	0.32	

Characteristics of parameter

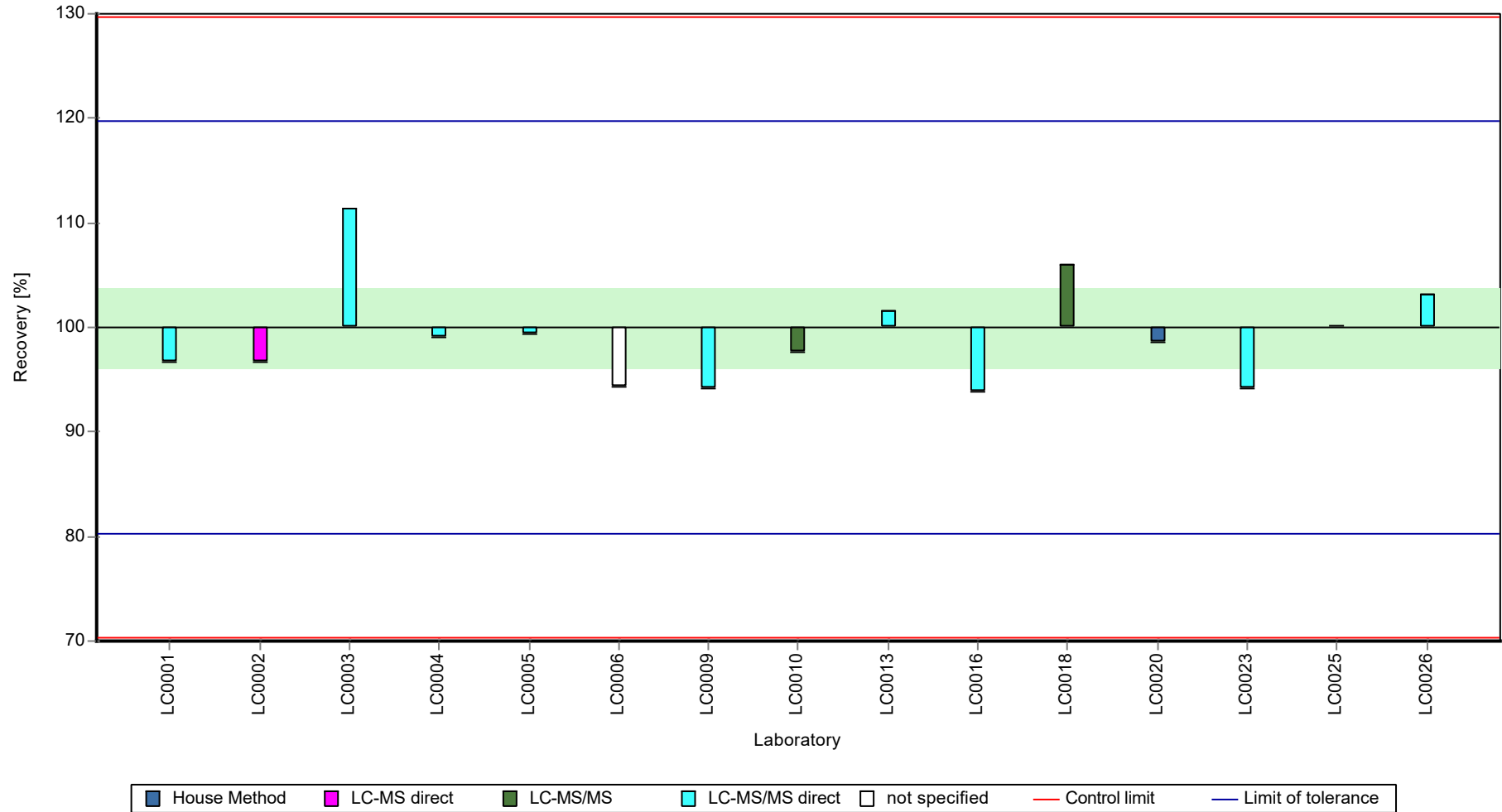
	all results	without outliers	Unit
Mean ± CI (99%)	0.925 ± 0.0354	0.925 ± 0.0354	µg/l
Minimum	0.876	0.876	µg/l
Maximum	1.04	1.04	µg/l
Standard deviation	0.0457	0.0457	µg/l
rel. standard deviation	4.94	4.94	%
n	15	15	-

Graphical presentation of results

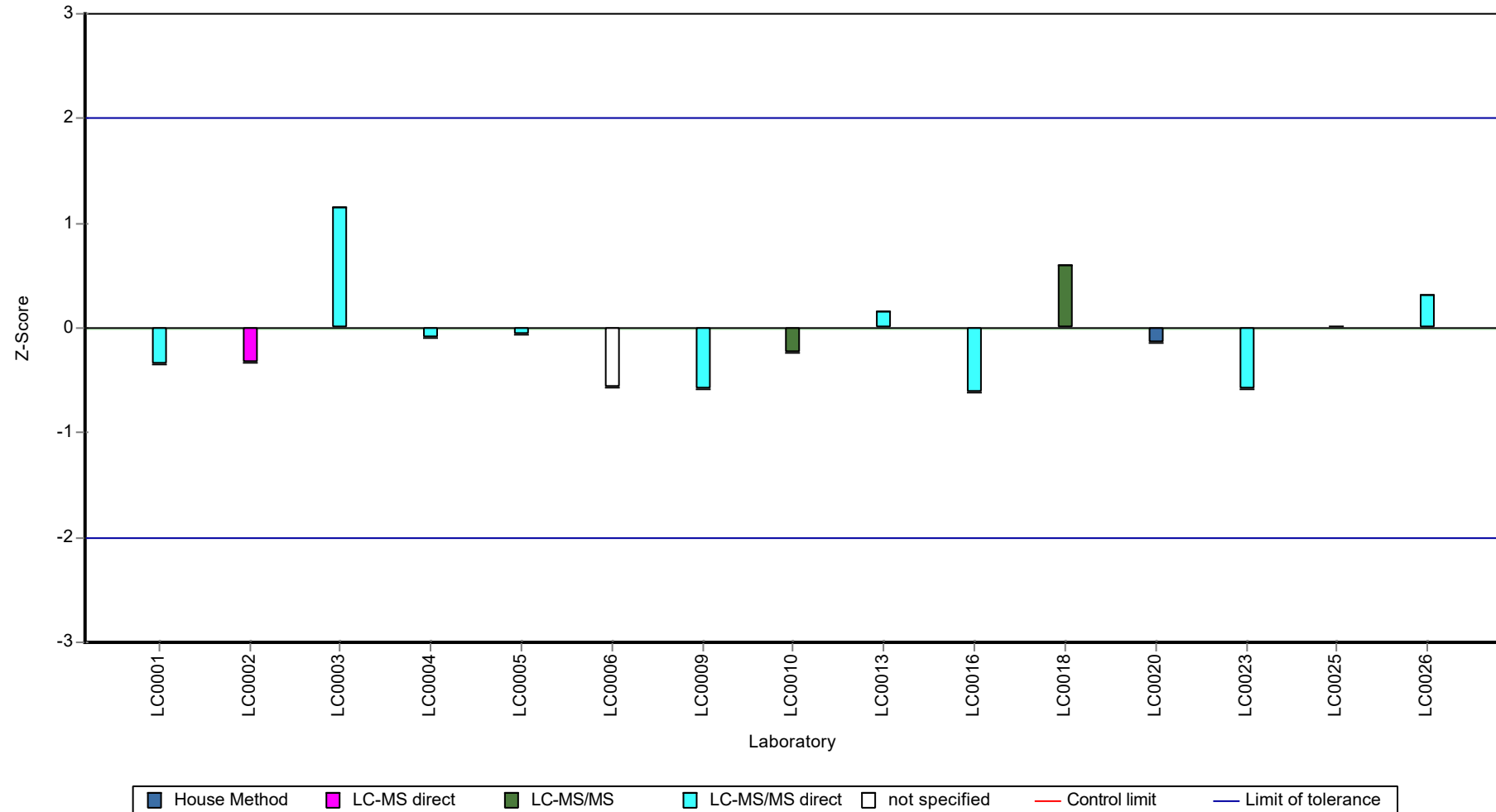
Results



Recovery rate



Z-score



Parameter oriented report

H109 A

Diuron

Unit	µg/l
Assigned value ± U (k=2)	0.3 ± 0.0138
Criterion	0.0391 (13 %)
Minimum - Maximum	0.226 - 0.361
Control test value ± U (k=2)	0.269 ± 0.0404

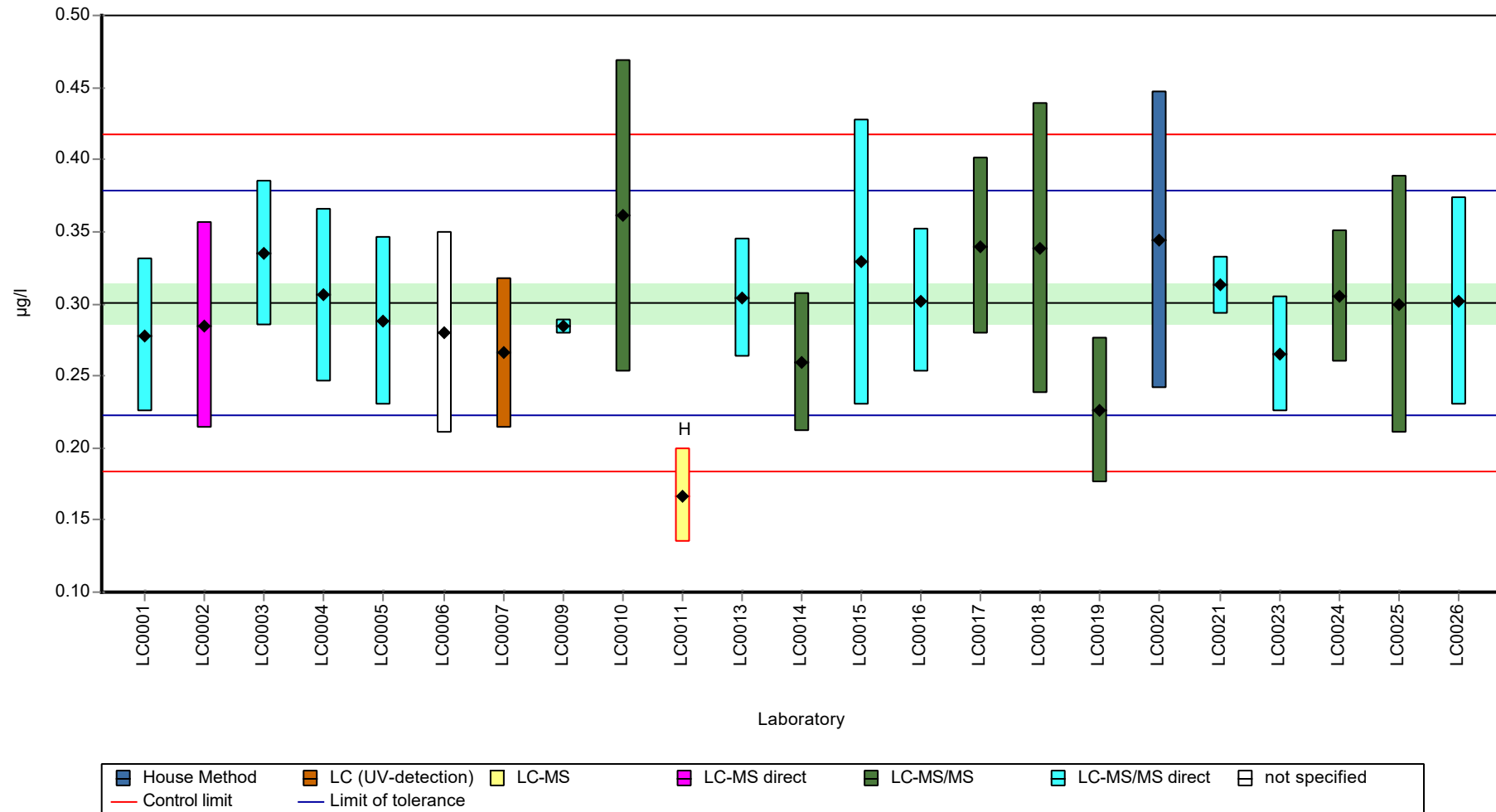
Labcode	Result	± U	Recovery [%]	z-score	Comments
LC0001	0.278	0.053	92.5	-0.57	
LC0002	0.285	0.072	94.9	-0.4	
LC0003	0.335	0.05	112	0.89	
LC0004	0.306	0.06	102	0.14	
LC0005	0.288	0.058	95.9	-0.32	
LC0006	0.28	0.07	93.2	-0.52	
LC0007	0.266	0.052	88.5	-0.88	
LC0008	-	-	-	-	
LC0009	0.284	0.005	94.5	-0.42	
LC0010	0.36116	0.10835	120	1.55	
LC0011	0.167	0.033	55.6	-3.42	H
LC0012	-	-	-	-	
LC0013	0.304	0.041	101	0.09	
LC0014	0.259	0.048	86.2	-1.06	
LC0015	0.329	0.099	110	0.73	
LC0016	0.302	0.05	101	0.04	
LC0017	0.34	0.061	113	1.01	
LC0018	0.338	0.101	113	0.96	
LC0019	0.226	0.05	75.2	-1.91	
LC0020	0.344	0.103	114	1.12	
LC0021	0.313	0.02	104	0.32	
LC0022	-	-	-	-	
LC0023	0.265	0.04	88.2	-0.91	
LC0024	0.305	0.046	102	0.12	
LC0025	0.2995	0.08985	99.7	-0.02	
LC0026	0.302	0.072	101	0.04	

Characteristics of parameter

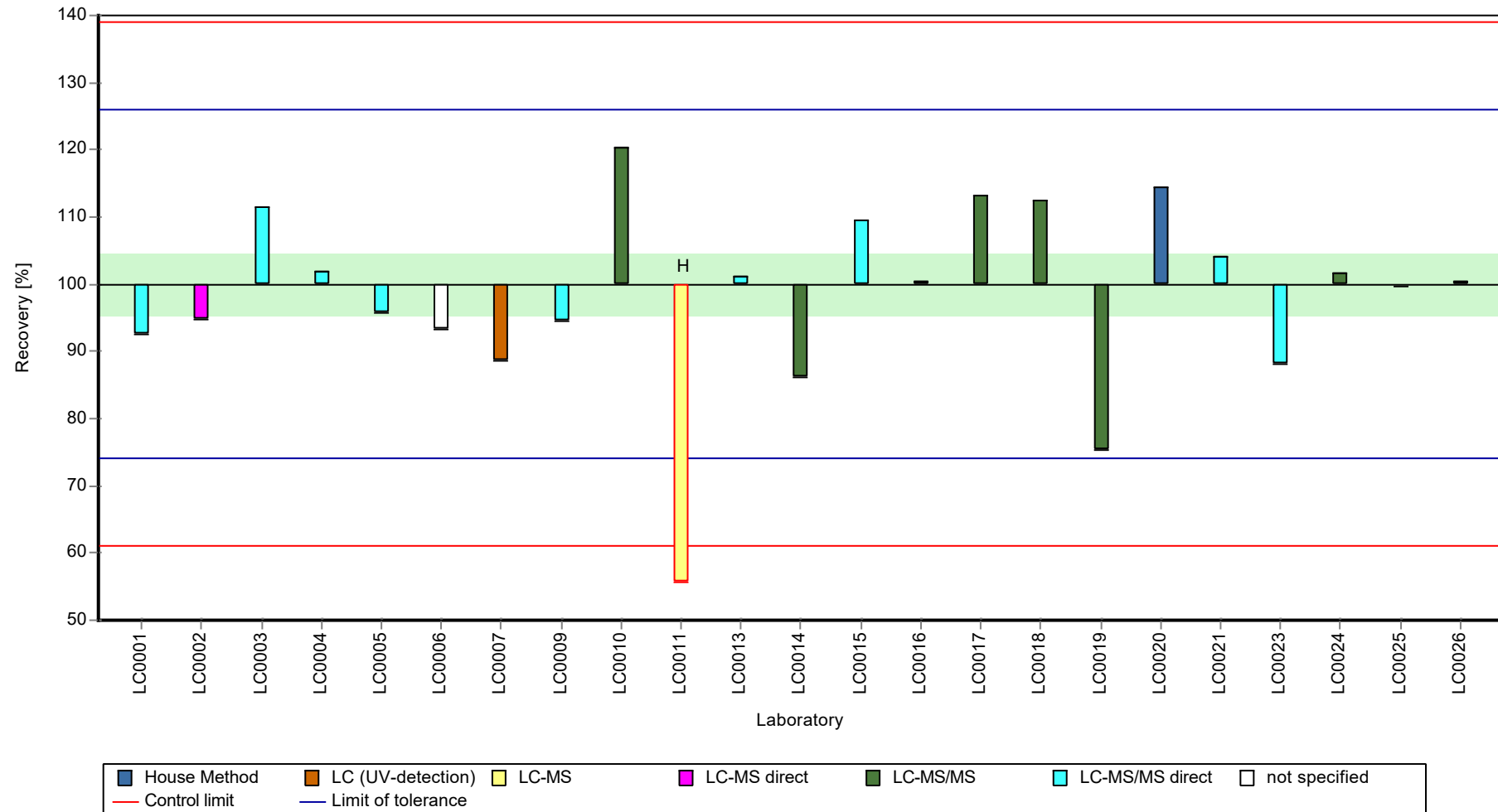
	all results	without outliers	Unit
Mean ± CI (99%)	0.295 ± 0.0264	0.3 ± 0.0207	µg/l
Minimum	0.167	0.226	µg/l
Maximum	0.361	0.361	µg/l
Standard deviation	0.0422	0.0324	µg/l
rel. standard deviation	14.3	10.8	%
n	23	22	-

Graphical presentation of results

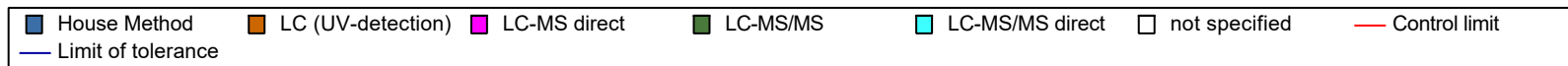
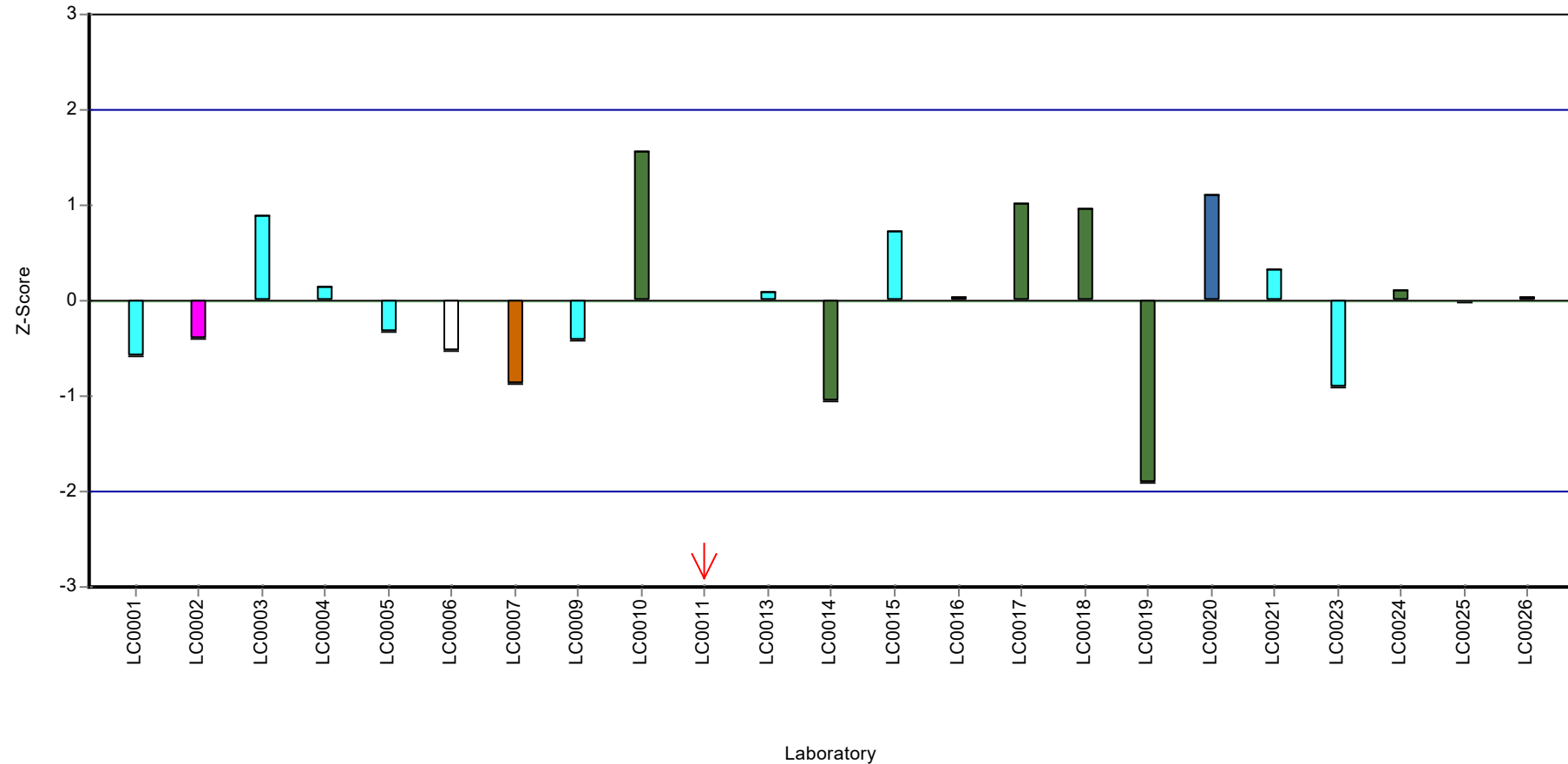
Results



Recovery rate



Z-score



Parameter oriented report

H109 B

Diuron

Unit	µg/l
Assigned value ± U (k=2)	0.541 ± 0.0313
Criterion	0.0703 (13 %)
Minimum - Maximum	0.37 - 0.668
Control test value ± U (k=2)	0.486 ± 0.0729

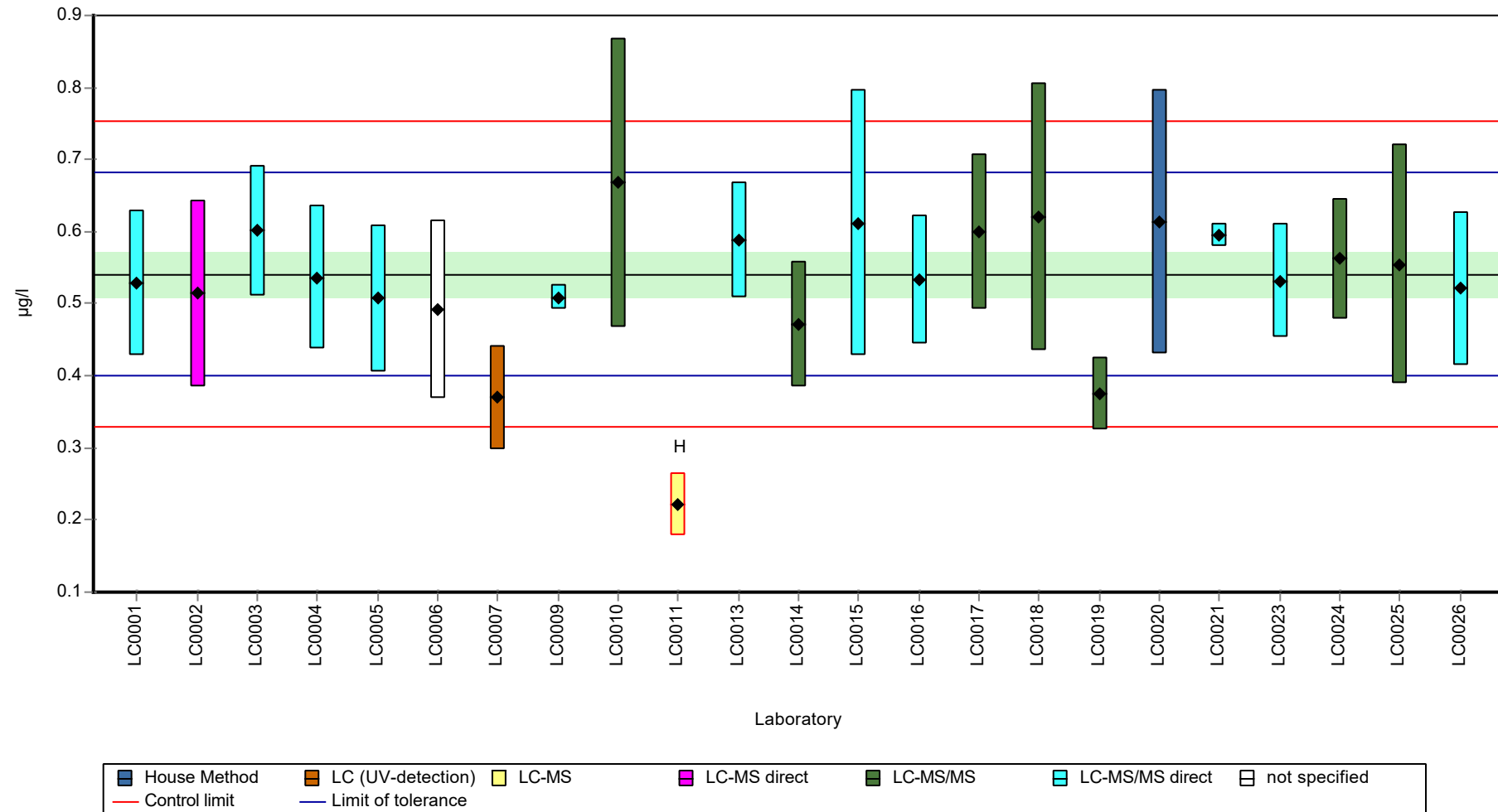
Labcode	Result	± U	Recovery [%]	z-score	Comments
LC0001	0.529	0.101	97.8	-0.17	
LC0002	0.514	0.13	95	-0.39	
LC0003	0.601	0.09	111	0.85	
LC0004	0.536	0.1	99.1	-0.07	
LC0005	0.507	0.101	93.7	-0.48	
LC0006	0.492	0.123	90.9	-0.7	
LC0007	0.37	0.072	68.4	-2.43	
LC0008	-	-	-	-	
LC0009	0.509	0.018	94.1	-0.46	
LC0010	0.66761	0.20028	123	1.8	
LC0011	0.221	0.044	40.8	-4.55	H
LC0012	-	-	-	-	
LC0013	0.589	0.08	109	0.68	
LC0014	0.471	0.087	87	-1	
LC0015	0.612	0.184	113	1.01	
LC0016	0.533	0.089	98.5	-0.12	
LC0017	0.6	0.108	111	0.84	
LC0018	0.62	0.186	115	1.12	
LC0019	0.375	0.05	69.3	-2.36	
LC0020	0.613	0.184	113	1.02	
LC0021	0.596	0.016	110	0.78	
LC0022	-	-	-	-	
LC0023	0.532	0.08	98.3	-0.13	
LC0024	0.562	0.084	104	0.3	
LC0025	0.555	0.1665	103	0.2	
LC0026	0.521	0.106	96.3	-0.29	

Characteristics of parameter

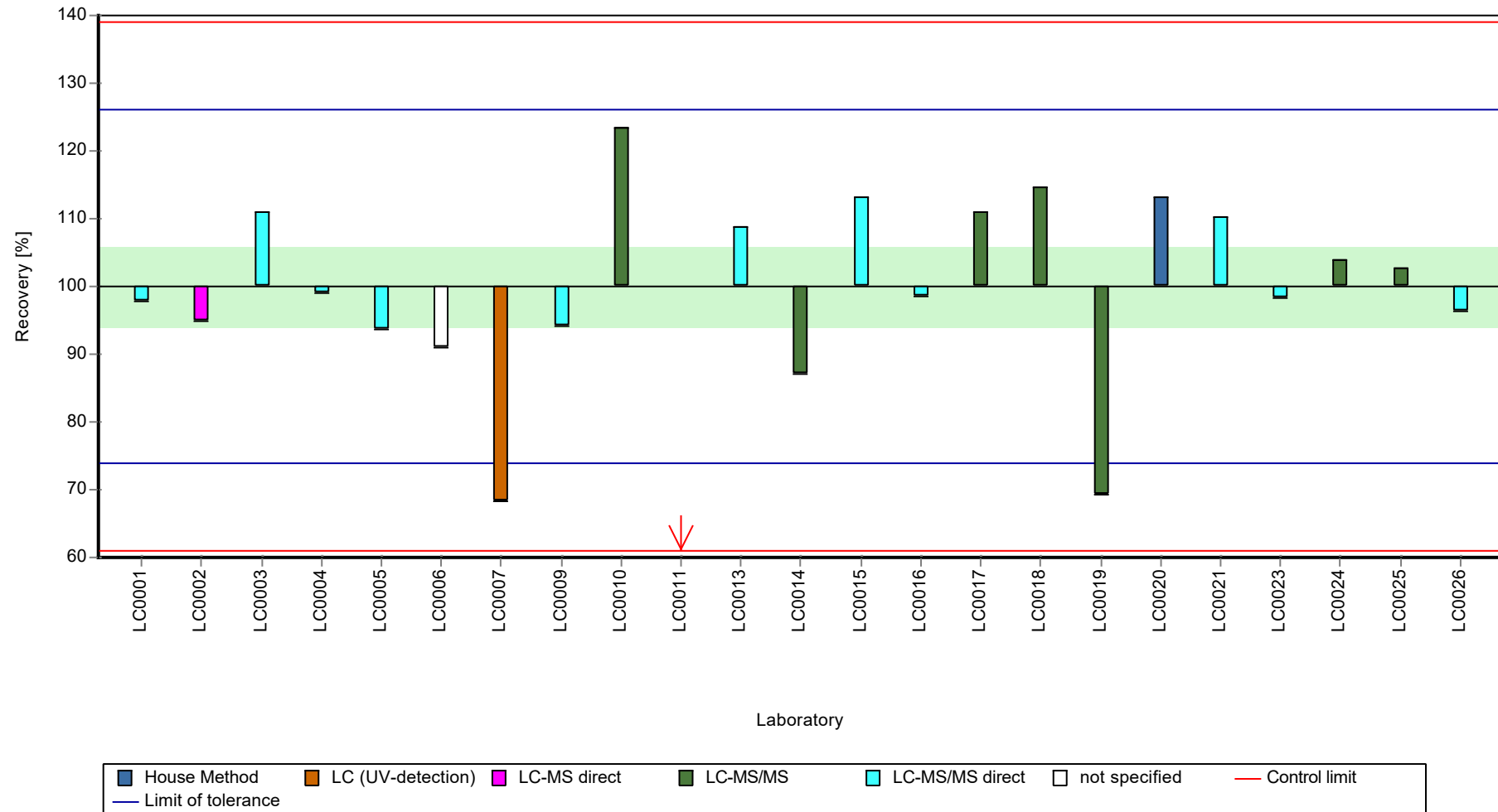
	all results	without outliers	Unit
Mean ± CI (99%)	0.527 ± 0.0613	0.541 ± 0.047	µg/l
Minimum	0.221	0.37	µg/l
Maximum	0.668	0.668	µg/l
Standard deviation	0.098	0.0734	µg/l
rel. standard deviation	18.6	13.6 %	
n	23	22	-

Graphical presentation of results

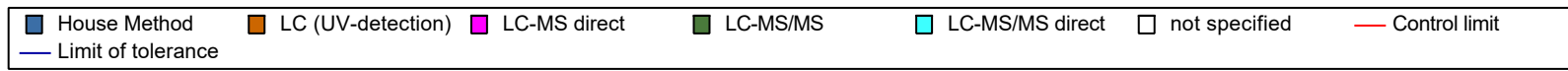
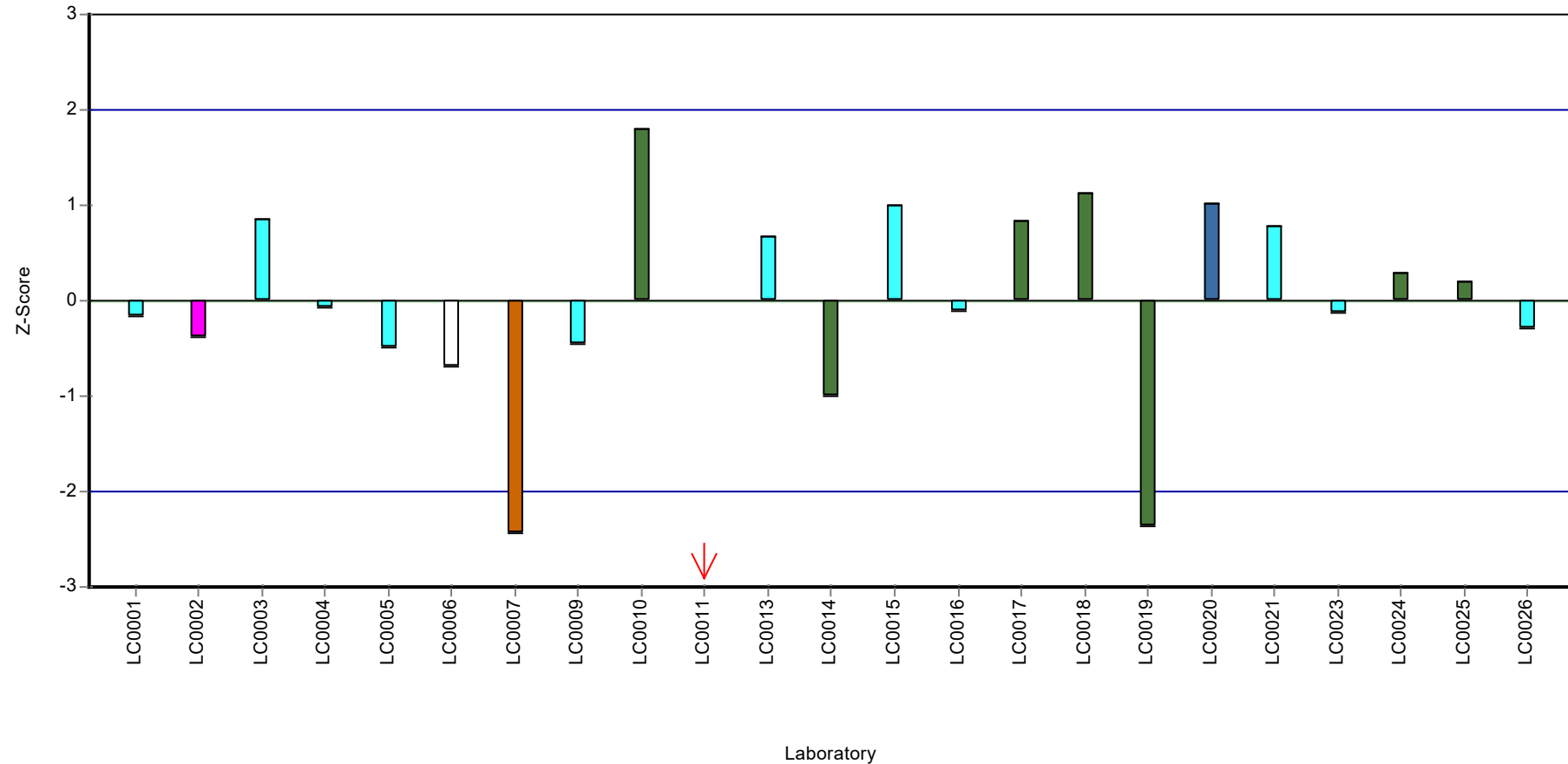
Results



Recovery rate



Z-score



Parameter oriented report

H109 A

Metolachlor

Unit	µg/l
Assigned value ± U (k=2)	0.809 ± 0.0215
Criterion	0.121 (15 %)
Minimum - Maximum	0.746 - 0.922
Control test value ± U (k=2)	0.755 ± 0.113

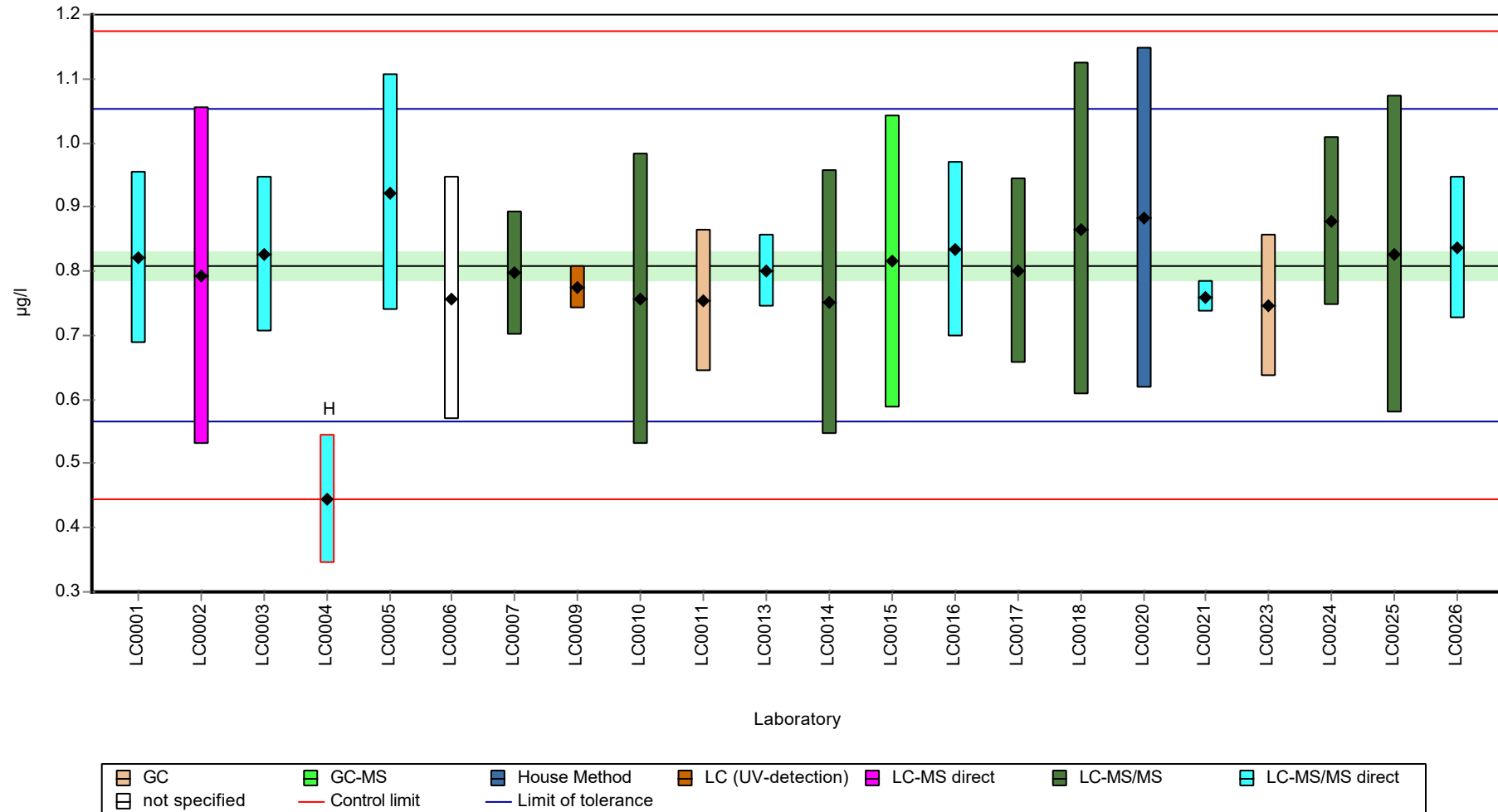
Labcode	Result	± U	Recovery [%]	z-score	Comments
LC0001	0.821	0.135	101	0.1	
LC0002	0.792	0.263	97.9	-0.14	
LC0003	0.826	0.12	102	0.14	
LC0004	0.445	0.1	55	-3	H
LC0005	0.922	0.184	114	0.93	
LC0006	0.757	0.189	93.5	-0.43	
LC0007	0.797	0.096	98.5	-0.1	
LC0008	-	-	-	-	
LC0009	0.774	0.034	95.6	-0.29	
LC0010	0.75602	0.22681	93.4	-0.44	
LC0011	0.754	0.112	93.2	-0.46	
LC0012	-	-	-	-	
LC0013	0.8	0.057	98.8	-0.08	
LC0014	0.752	0.206	92.9	-0.47	
LC0015	0.815	0.228	101	0.05	
LC0016	0.834	0.136	103	0.2	
LC0017	0.8	0.145	98.8	-0.08	
LC0018	0.866	0.26	107	0.47	
LC0019	-	-	-	-	
LC0020	0.883	0.265	109	0.61	
LC0021	0.76	0.024	93.9	-0.41	
LC0022	-	-	-	-	
LC0023	0.746	0.111	92.2	-0.52	
LC0024	0.878	0.132	108	0.57	
LC0025	0.8265	0.24795	102	0.14	
LC0026	0.836	0.11	103	0.22	

Characteristics of parameter

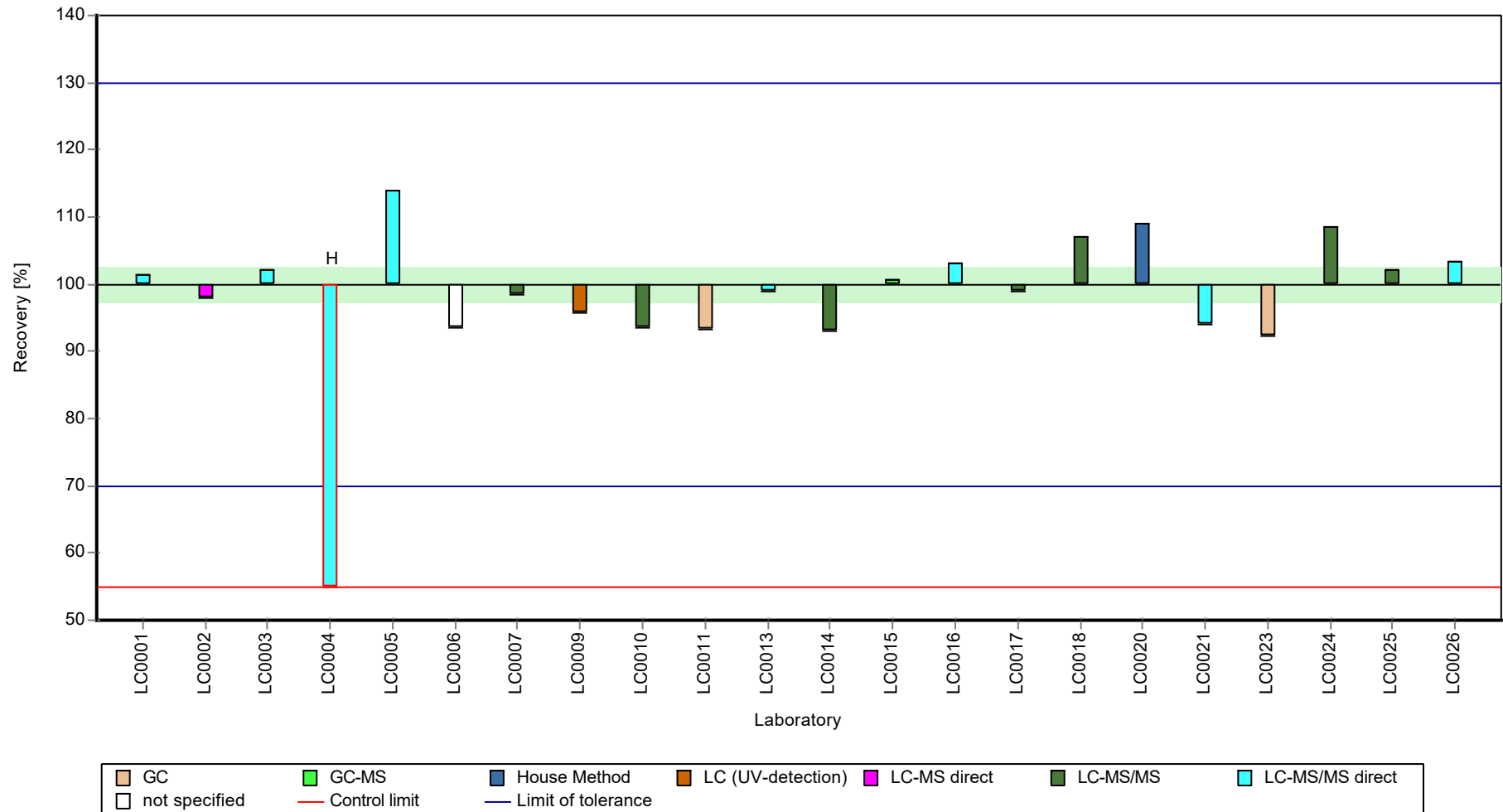
	all results	without outliers	Unit
Mean ± CI (99%)	0.793 ± 0.0584	0.809 ± 0.0322	µg/l
Minimum	0.445	0.746	µg/l
Maximum	0.922	0.922	µg/l
Standard deviation	0.0913	0.0492	µg/l
rel. standard deviation	11.5	6.08	%
n	22	21	-

Graphical presentation of results

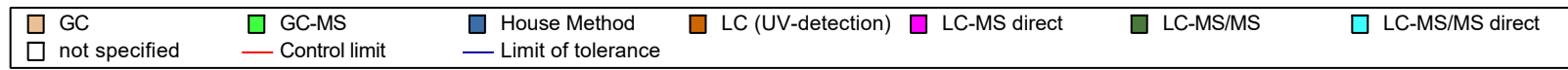
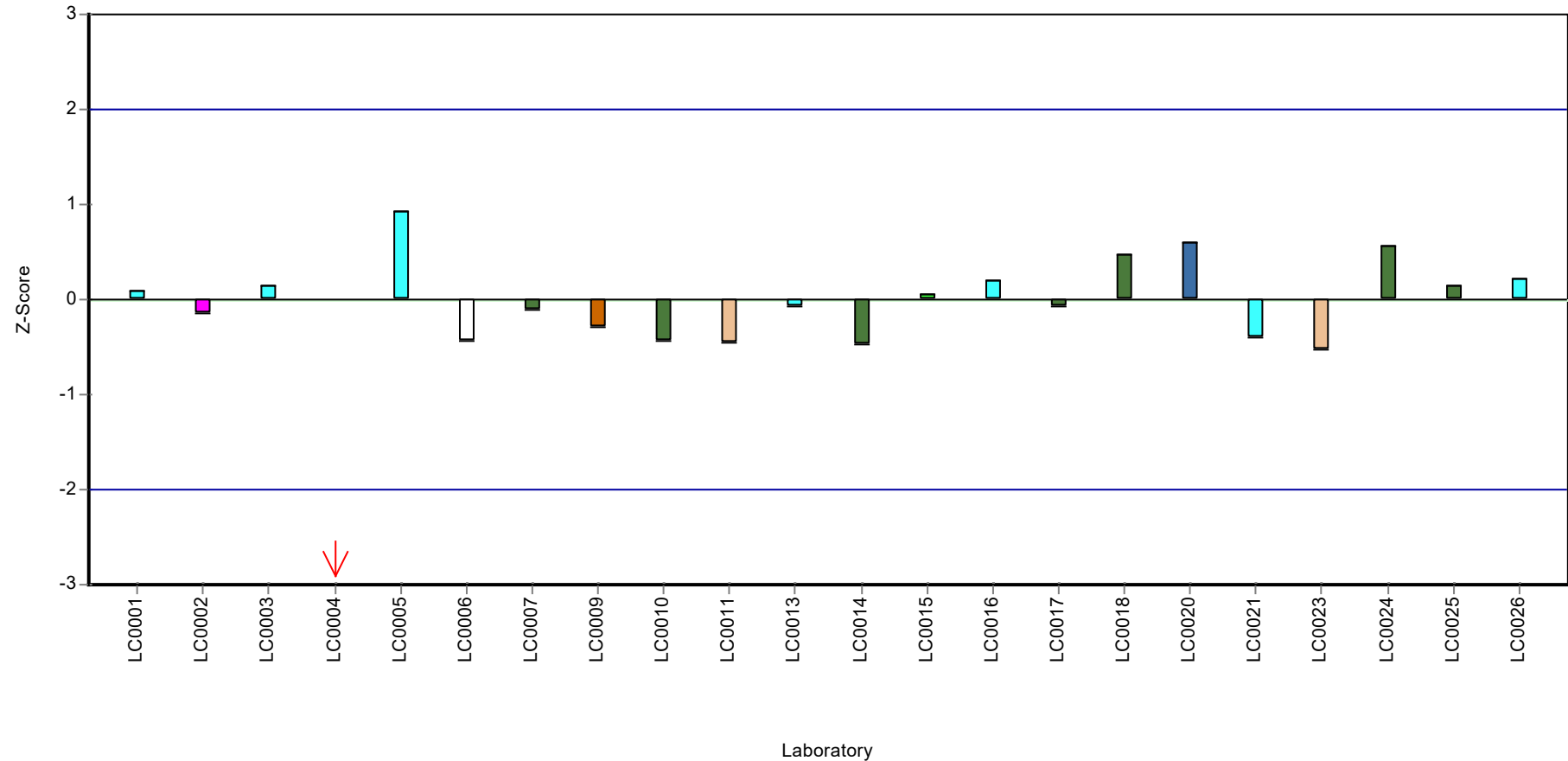
Results



Recovery rate



Z-score



Parameter oriented report

H109 B

Metolachlor

Unit	µg/l
Assigned value ± U (k=2)	0.296 ± 0.00727
Criterion	0.0444 (15 %)
Minimum - Maximum	0.261 - 0.325
Control test value ± U (k=2)	0.290 ± 0.0435

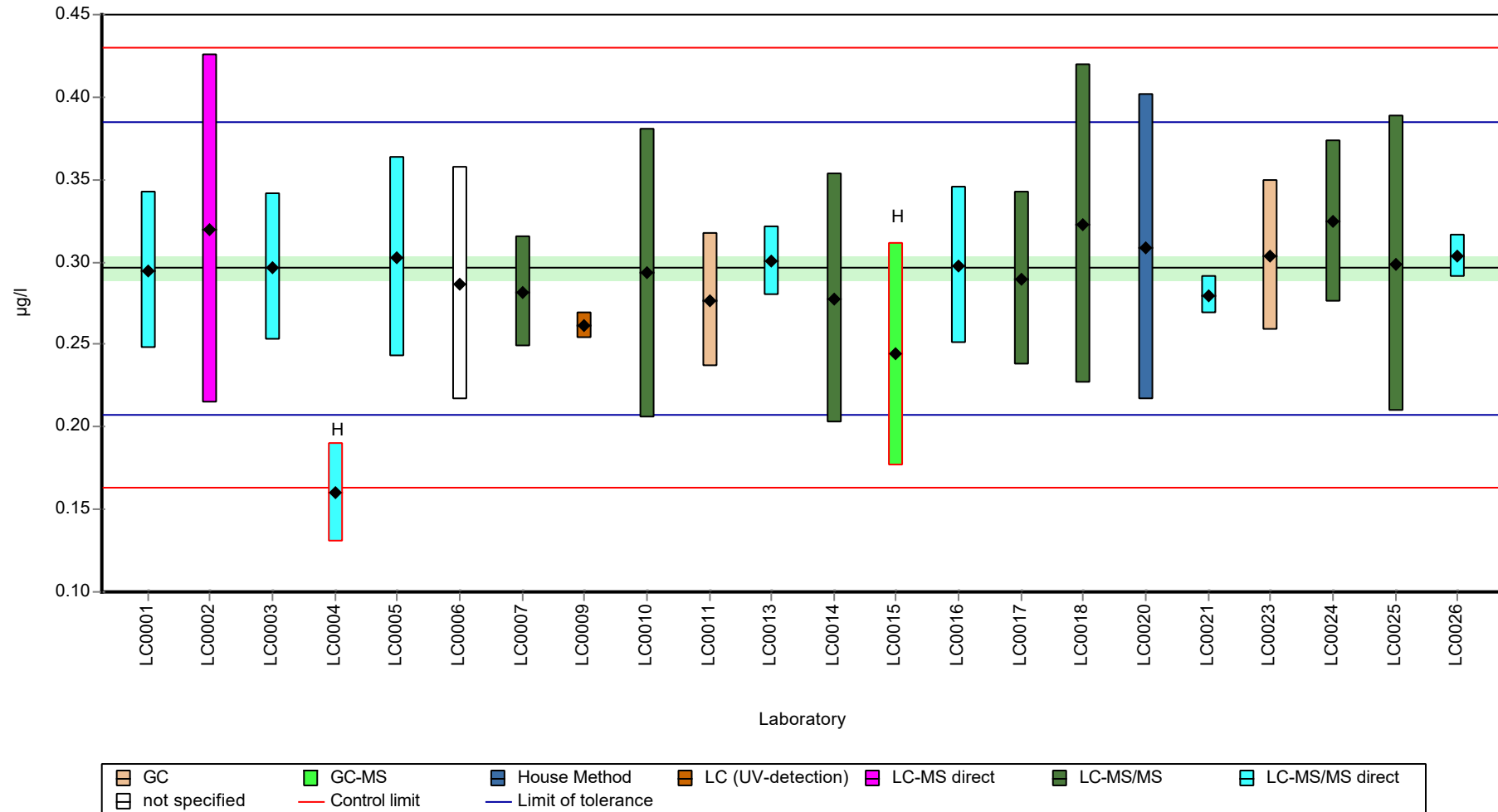
Labcode	Result	± U	Recovery [%]	z-score	Comments
LC0001	0.295	0.048	99.6	-0.03	
LC0002	0.32	0.106	108	0.53	
LC0003	0.297	0.045	100	0.02	
LC0004	0.16	0.03	54	-3.07	H
LC0005	0.303	0.061	102	0.15	
LC0006	0.287	0.071	96.9	-0.21	
LC0007	0.282	0.034	95.2	-0.32	
LC0008	-	-	-	-	
LC0009	0.261	0.008	88.1	-0.79	
LC0010	0.29324	0.08797	99	-0.07	
LC0011	0.277	0.041	93.5	-0.43	
LC0012	-	-	-	-	
LC0013	0.301	0.021	102	0.1	
LC0014	0.278	0.076	93.8	-0.41	
LC0015	0.244	0.068	82.3	-1.18	H
LC0016	0.298	0.048	101	0.04	
LC0017	0.29	0.053	97.9	-0.14	
LC0018	0.323	0.097	109	0.6	
LC0019	-	-	-	-	
LC0020	0.309	0.093	104	0.28	
LC0021	0.28	0.012	94.5	-0.37	
LC0022	-	-	-	-	
LC0023	0.304	0.046	103	0.17	
LC0024	0.325	0.049	110	0.65	
LC0025	0.299	0.0897	101	0.06	
LC0026	0.304	0.013	103	0.17	

Characteristics of parameter

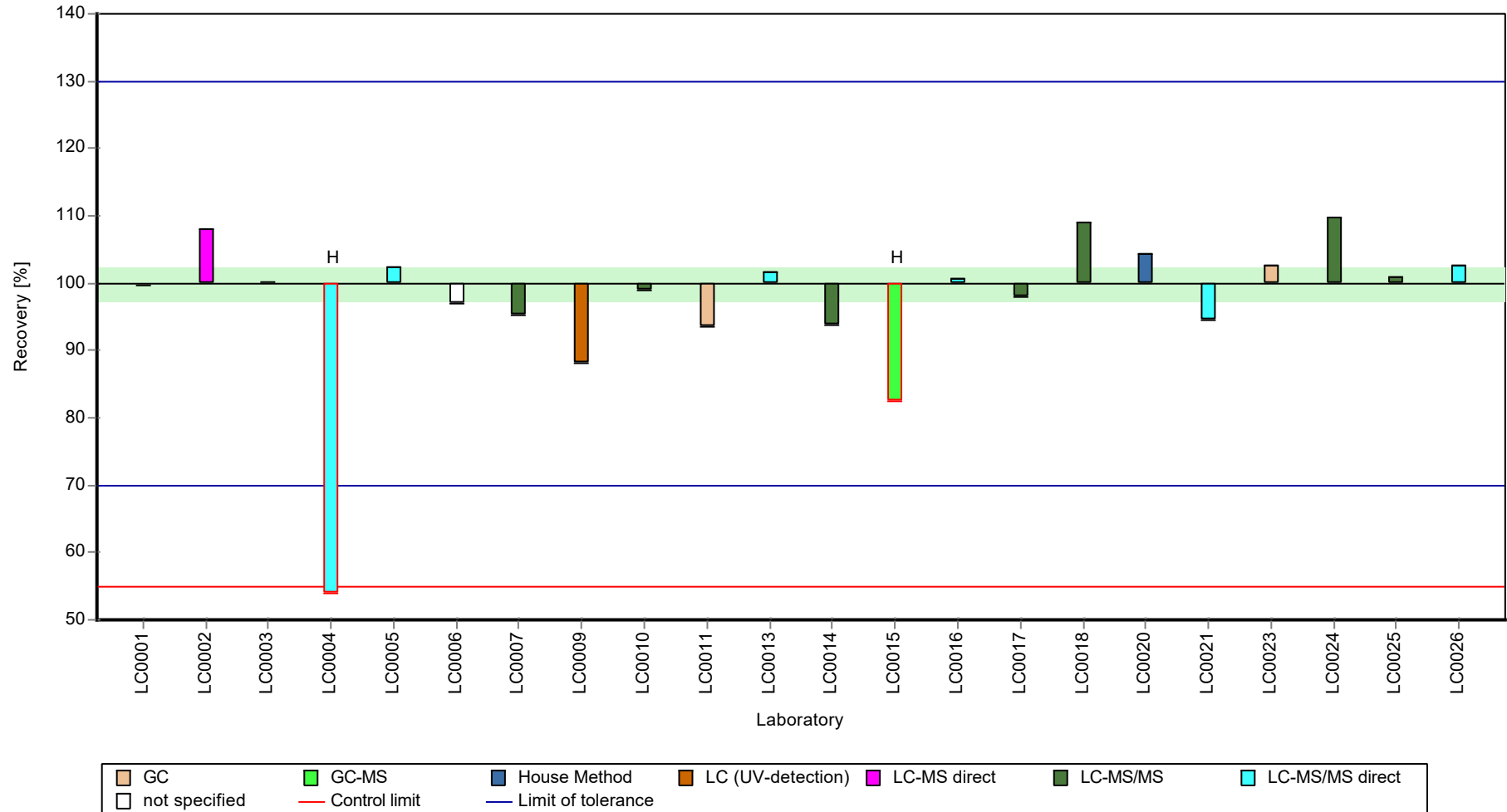
	all results	without outliers	Unit
Mean ± CI (99%)	0.288 ± 0.0219	0.296 ± 0.0109	µg/l
Minimum	0.16	0.261	µg/l
Maximum	0.325	0.325	µg/l
Standard deviation	0.0343	0.0162	µg/l
rel. standard deviation	11.9	5.48	%
n	22	20	-

Graphical presentation of results

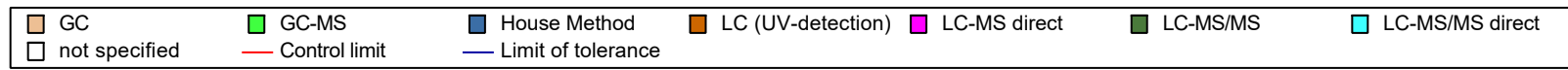
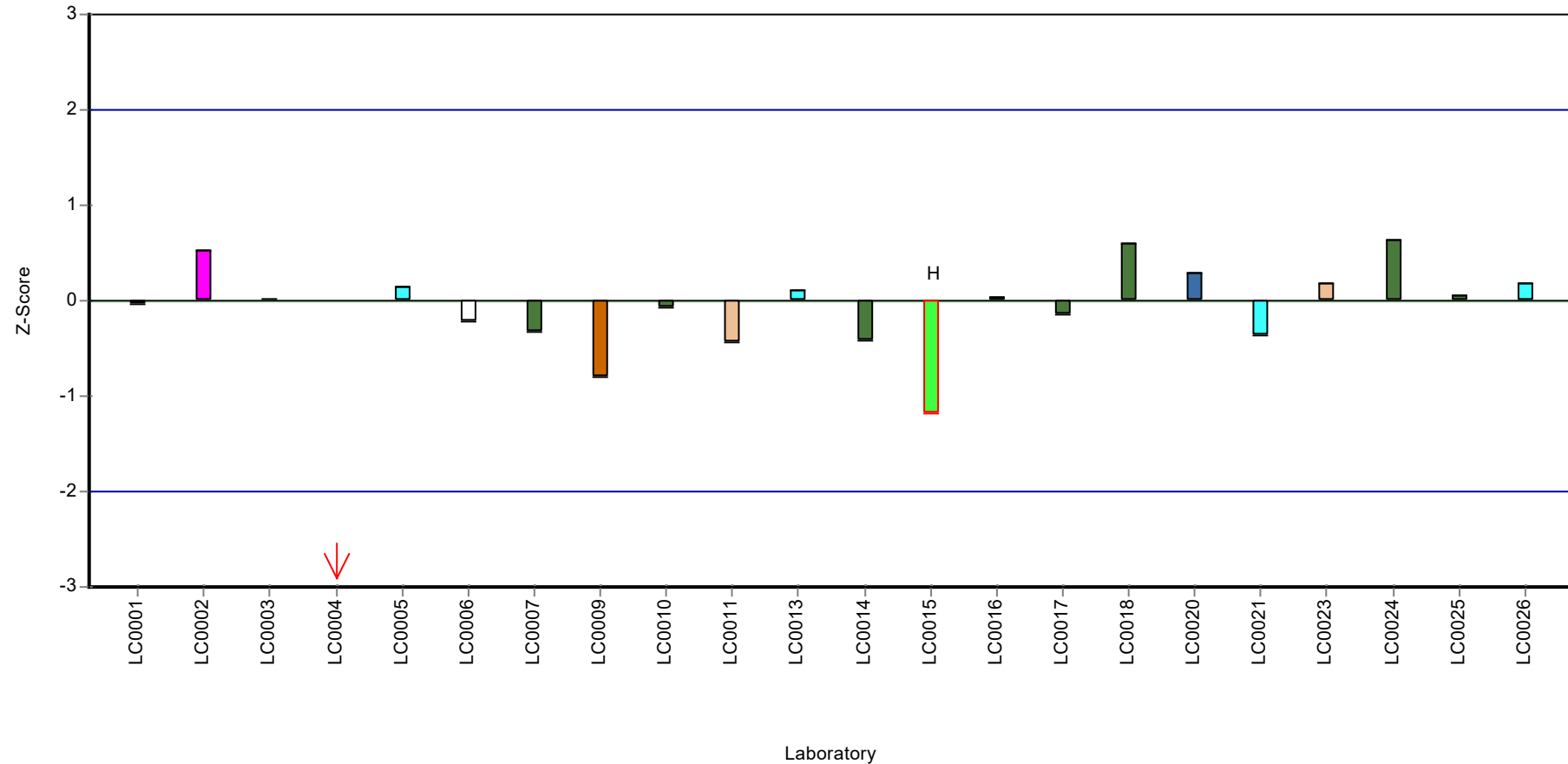
Results



Recovery rate



Z-score



Parameter oriented report

H109 A

N,N-Dimethylsulfamide (DMS)

Unit	µg/l
Assigned value ± U (k=2)	0.319 ± 0.0287
Criterion	0.0478 (15 %)
Minimum - Maximum	0.219 - 0.39
Control test value ± U (k=2)	0.270 ± 0.0539

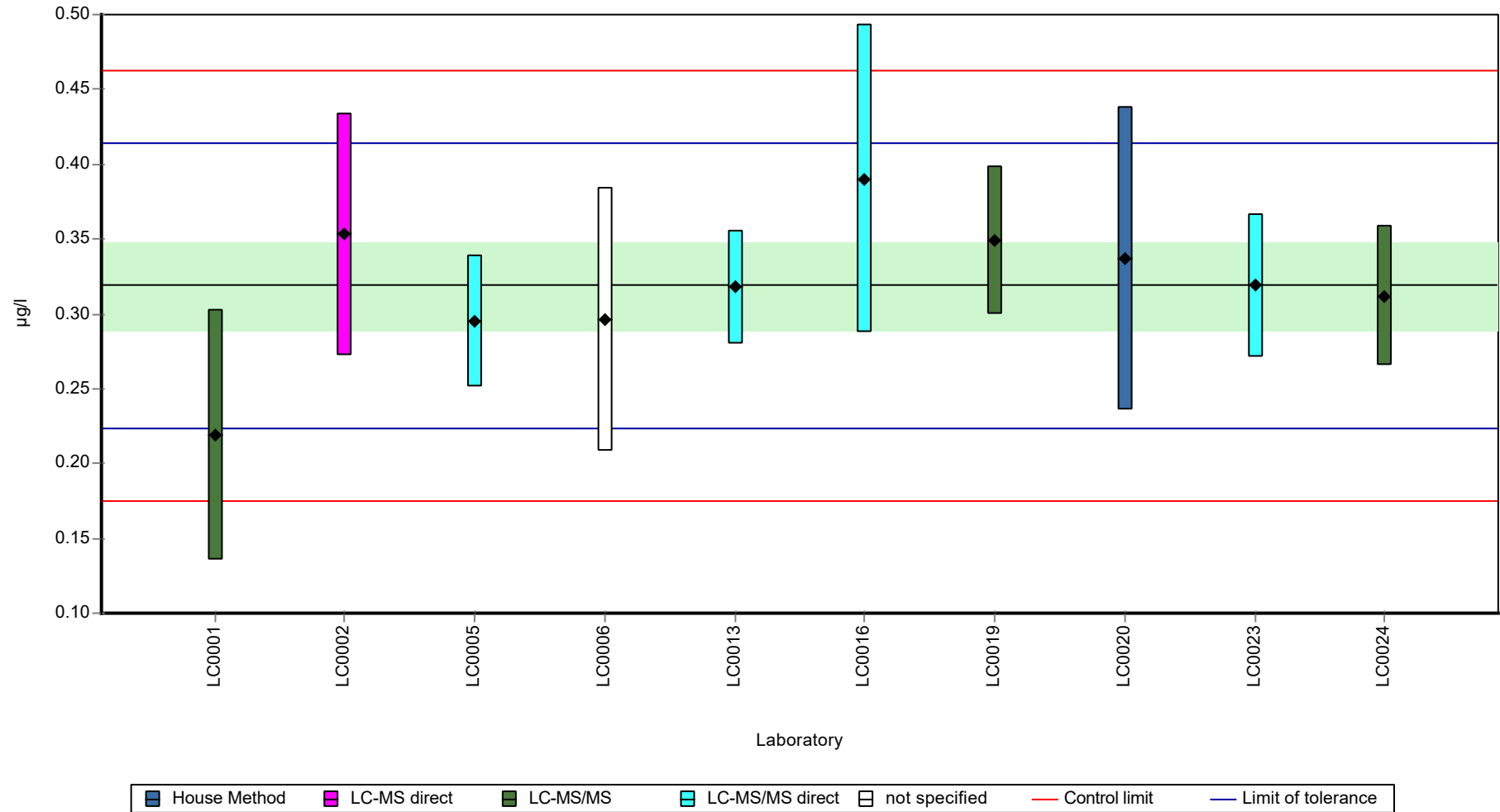
Labcode	Result	± U	Recovery [%]	z-score	Comments
LC0001	0.219	0.084	68.7	-2.09	
LC0002	0.353	0.081	111	0.71	
LC0003	-	-	-	-	
LC0004	-	-	-	-	
LC0005	0.295	0.044	92.5	-0.5	
LC0006	0.296	0.088	92.8	-0.48	
LC0007	-	-	-	-	
LC0008	-	-	-	-	
LC0009	-	-	-	-	
LC0010	-	-	-	-	
LC0011	-	-	-	-	
LC0012	-	-	-	-	
LC0013	0.318	0.038	99.7	-0.02	
LC0014	-	-	-	-	
LC0015	-	-	-	-	
LC0016	0.39	0.103	122	1.49	
LC0017	-	-	-	-	
LC0018	-	-	-	-	
LC0019	0.349	0.05	109	0.63	
LC0020	0.337	0.101	106	0.38	
LC0021	-	-	-	-	
LC0022	-	-	-	-	
LC0023	0.319	0.048	100	0.00	
LC0024	0.312	0.047	97.9	-0.14	
LC0025	-	-	-	-	
LC0026	-	-	-	-	

Characteristics of parameter

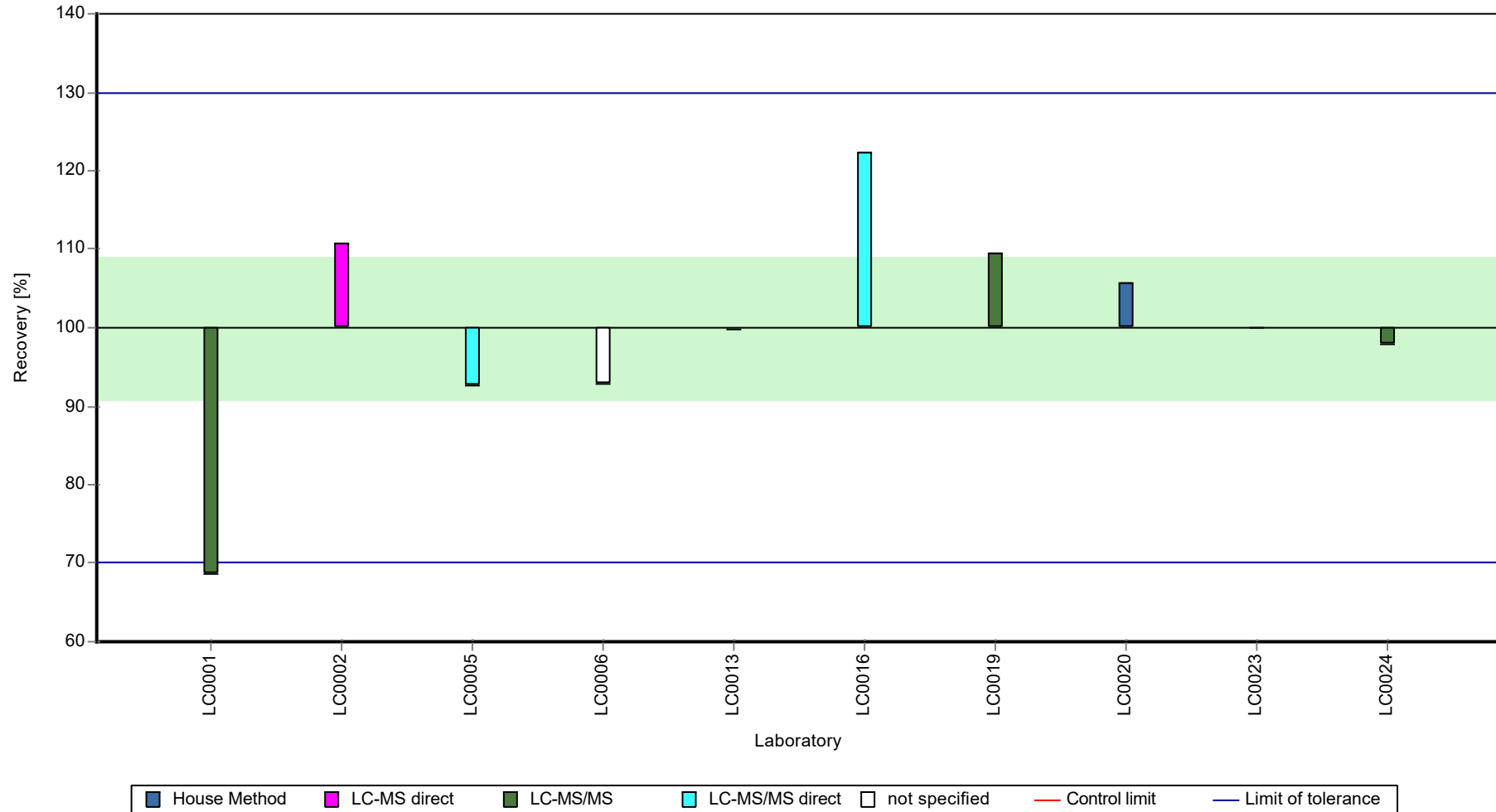
	all results	without outliers	Unit
Mean ± CI (99%)	0.319 ± 0.0431	0.319 ± 0.0431	µg/l
Minimum	0.219	0.219	µg/l
Maximum	0.39	0.39	µg/l
Standard deviation	0.0454	0.0454	µg/l
rel. standard deviation	14.3	14.3	%
n	10	10	-

Graphical presentation of results

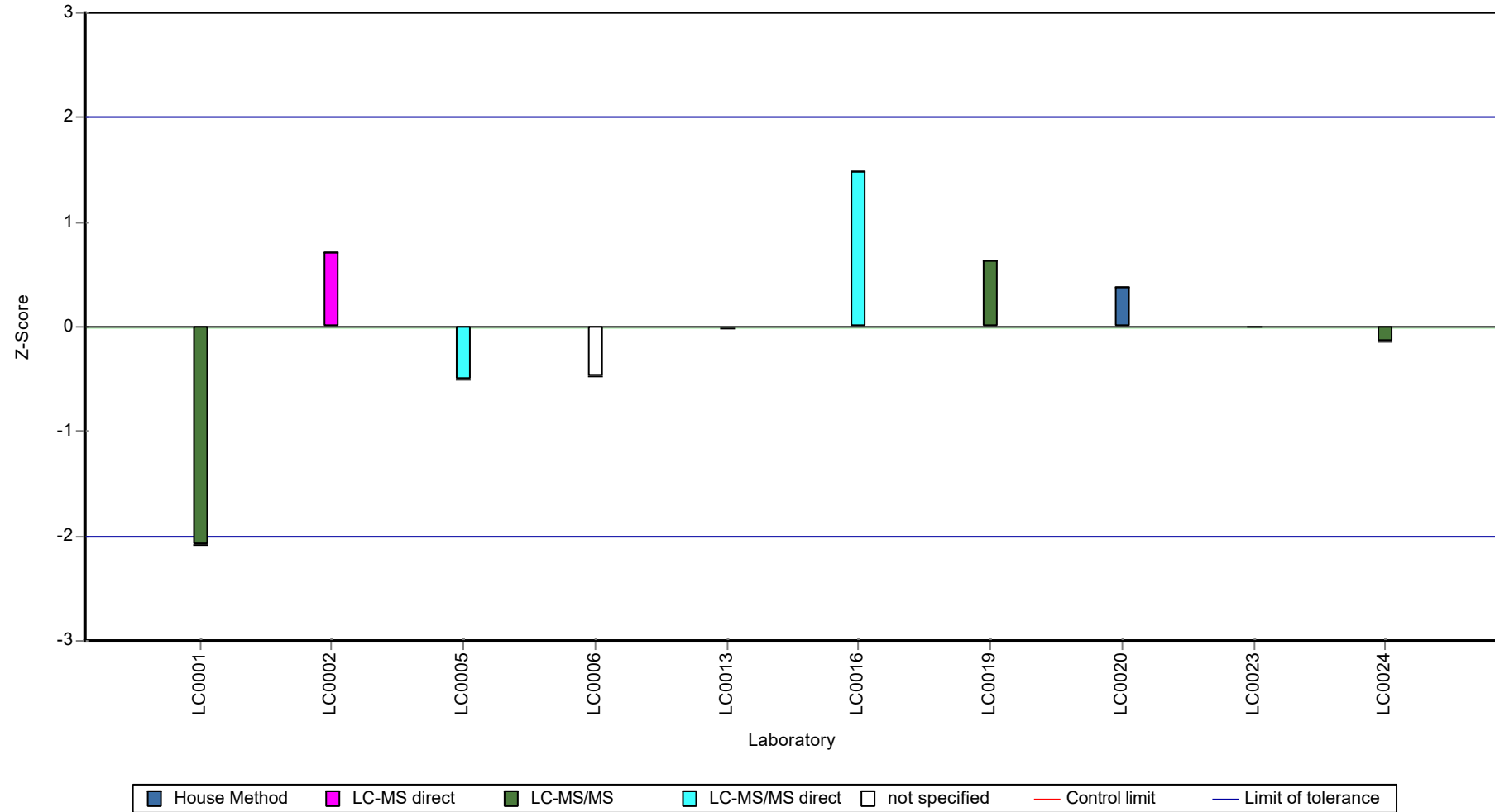
Results



Recovery rate



Z-score



Parameter oriented report

H109 B

N,N-Dimethylsulfamide (DMS)

Unit	µg/l
Assigned value ± U (k=2)	0.514 ± 0.0272
Criterion	0.0771 (15 %)
Minimum - Maximum	0.453 - 0.584
Control test value ± U (k=2)	0.453 ± 0.0907

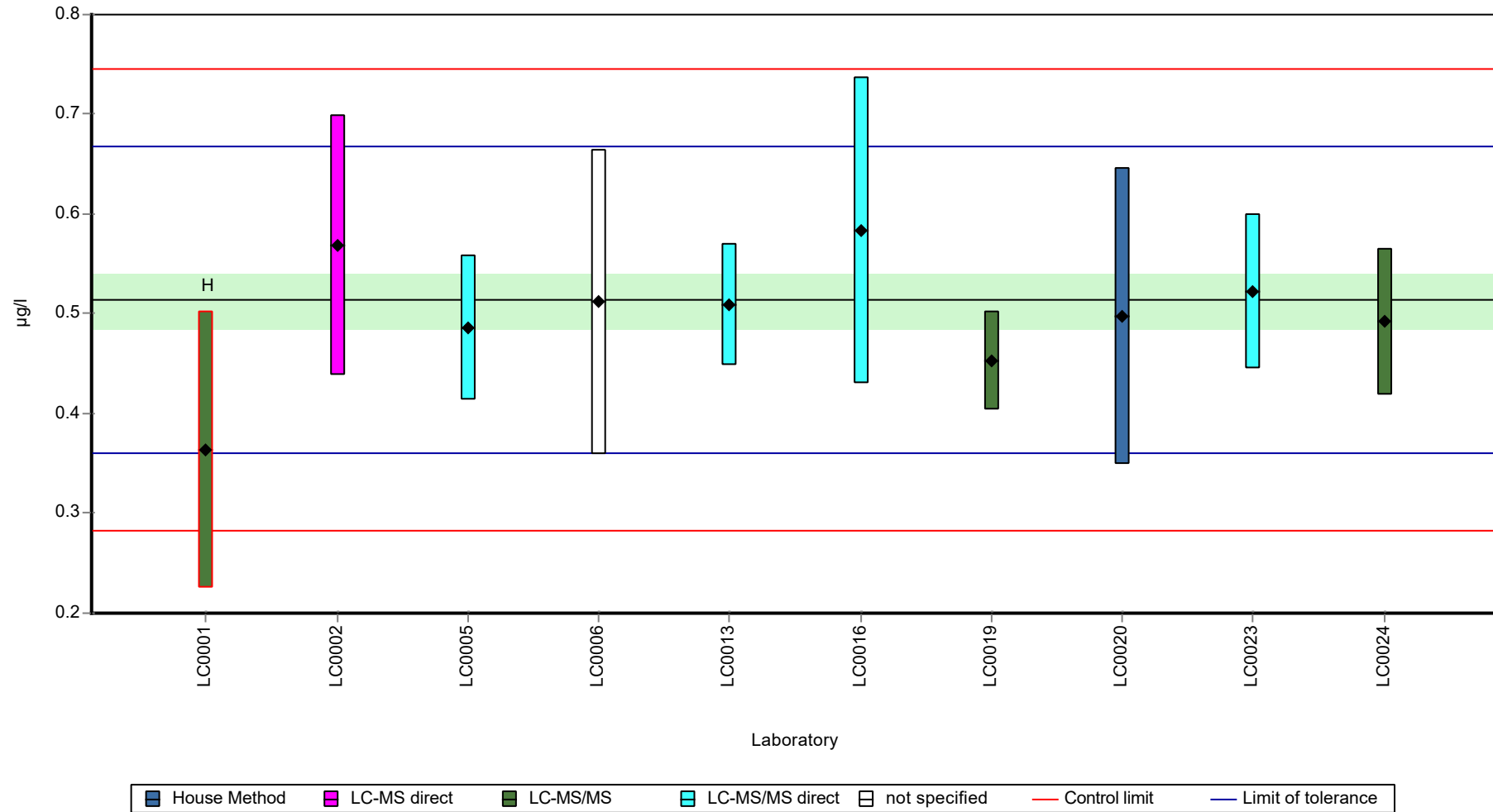
Labcode	Result	± U	Recovery [%]	z-score	Comments
LC0001	0.363	0.139	70.7	-1.96	H
LC0002	0.569	0.131	111	0.72	
LC0003	-	-	-	-	
LC0004	-	-	-	-	
LC0005	0.486	0.073	94.6	-0.36	
LC0006	0.512	0.153	99.7	-0.02	
LC0007	-	-	-	-	
LC0008	-	-	-	-	
LC0009	-	-	-	-	
LC0010	-	-	-	-	
LC0011	-	-	-	-	
LC0012	-	-	-	-	
LC0013	0.509	0.061	99.1	-0.06	
LC0014	-	-	-	-	
LC0015	-	-	-	-	
LC0016	0.584	0.154	114	0.91	
LC0017	-	-	-	-	
LC0018	-	-	-	-	
LC0019	0.4531	0.05	88.2	-0.79	
LC0020	0.497	0.149	96.7	-0.22	
LC0021	-	-	-	-	
LC0022	-	-	-	-	
LC0023	0.522	0.078	102	0.11	
LC0024	0.492	0.074	95.8	-0.28	
LC0025	-	-	-	-	
LC0026	-	-	-	-	

Characteristics of parameter

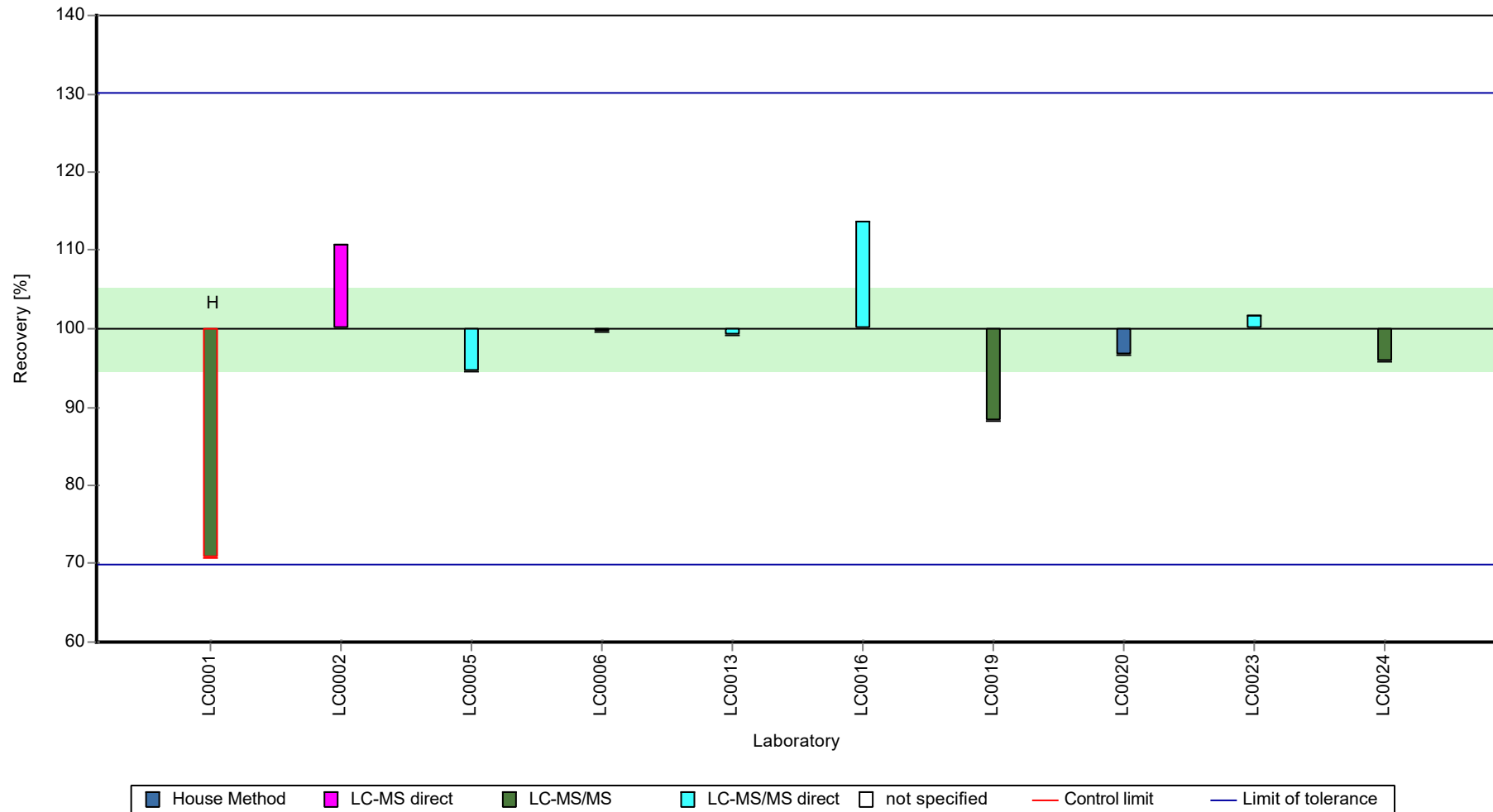
	all results	without outliers	Unit
Mean ± CI (99%)	0.499 ± 0.0581	0.514 ± 0.0407	µg/l
Minimum	0.363	0.453	µg/l
Maximum	0.584	0.584	µg/l
Standard deviation	0.0612	0.0407	µg/l
rel. standard deviation	12.3	7.93	%
n	10	9	-

Graphical presentation of results

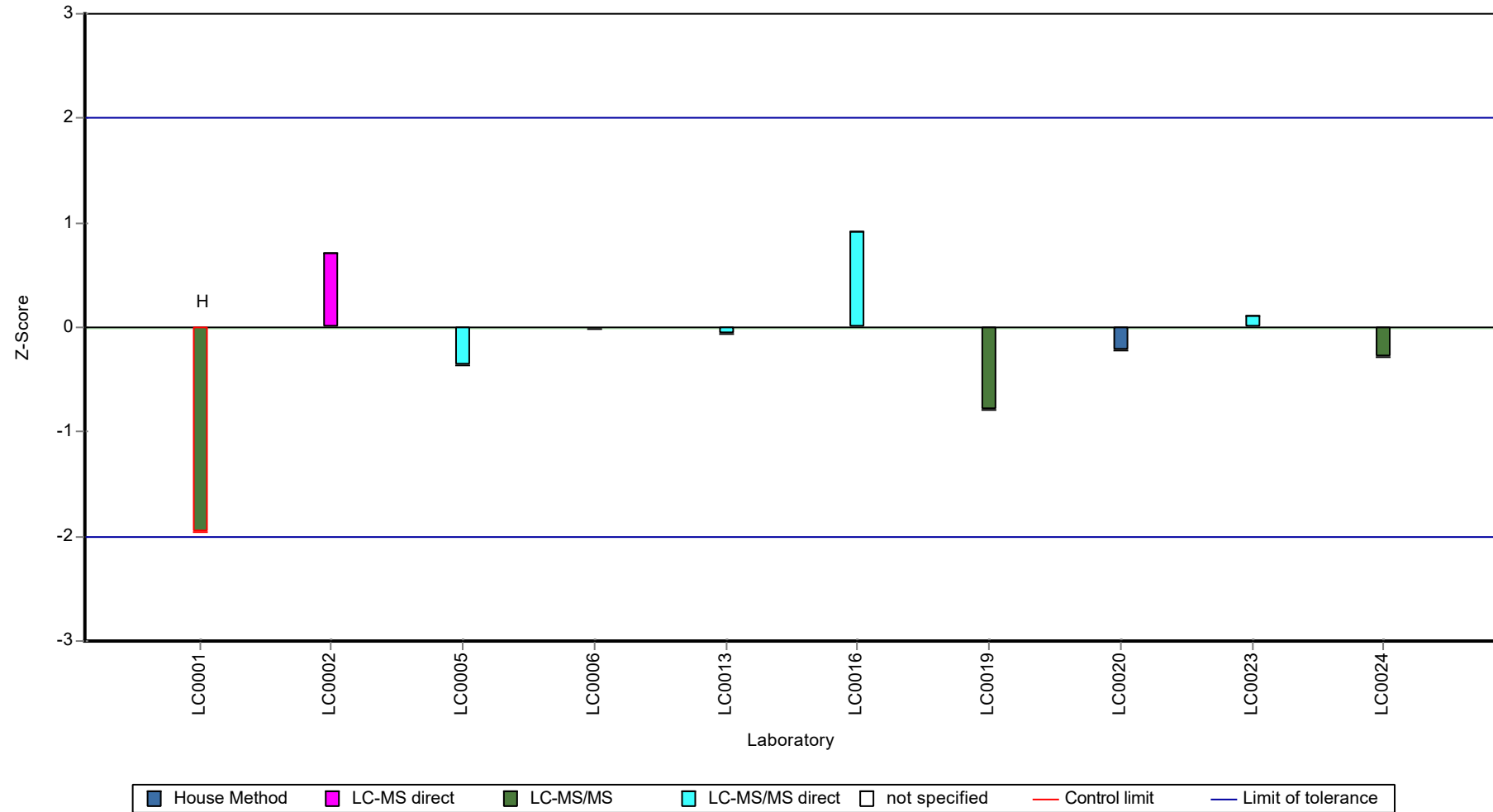
Results



Recovery rate



Z-score



Parameter oriented report

H109 A

Nicosulfurone

Unit	µg/l
Assigned value ± U (k=2)	0.422 ± 0.0834
Criterion	0.156 (37 %)
Minimum - Maximum	0.34 - 0.623
Control test value ± U (k=2)	0.319 ± 0.0478

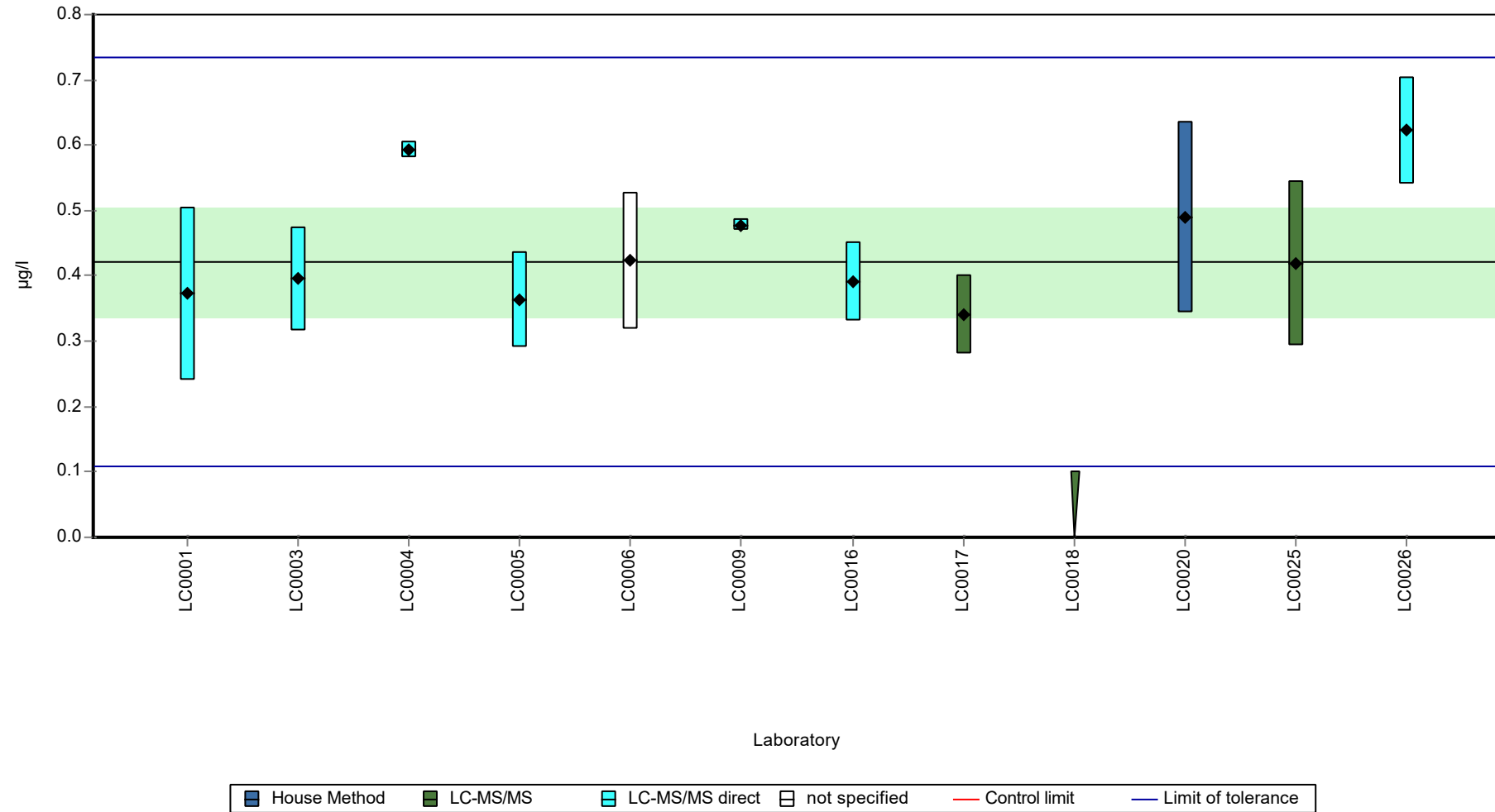
Labcode	Result	± U	Recovery [%]	z-score	Comments
LC0001	0.373	0.132	88.4	-0.31	
LC0002	-	-	-	-	
LC0003	0.395	0.079	93.6	-0.17	
LC0004	0.593	0.012	141	1.1	
LC0005	0.364	0.073	86.3	-0.37	
LC0006	0.423	0.105	100	0.01	
LC0007	-	-	-	-	
LC0008	-	-	-	-	
LC0009	0.478	0.009	113	0.36	
LC0010	-	-	-	-	
LC0011	-	-	-	-	
LC0012	-	-	-	-	
LC0013	-	-	-	-	
LC0014	-	-	-	-	
LC0015	-	-	-	-	
LC0016	0.391	0.06	92.7	-0.2	
LC0017	0.34	0.061	80.6	-0.53	
LC0018	< 0.1 (LOQ)	-	-	-	FN
LC0019	-	-	-	-	
LC0020	0.489	0.147	116	0.43	
LC0021	-	-	-	-	
LC0022	-	-	-	-	
LC0023	-	-	-	-	
LC0024	-	-	-	-	
LC0025	0.419	0.1257	99.3	-0.02	
LC0026	0.623	0.082	148	1.29	

Characteristics of parameter

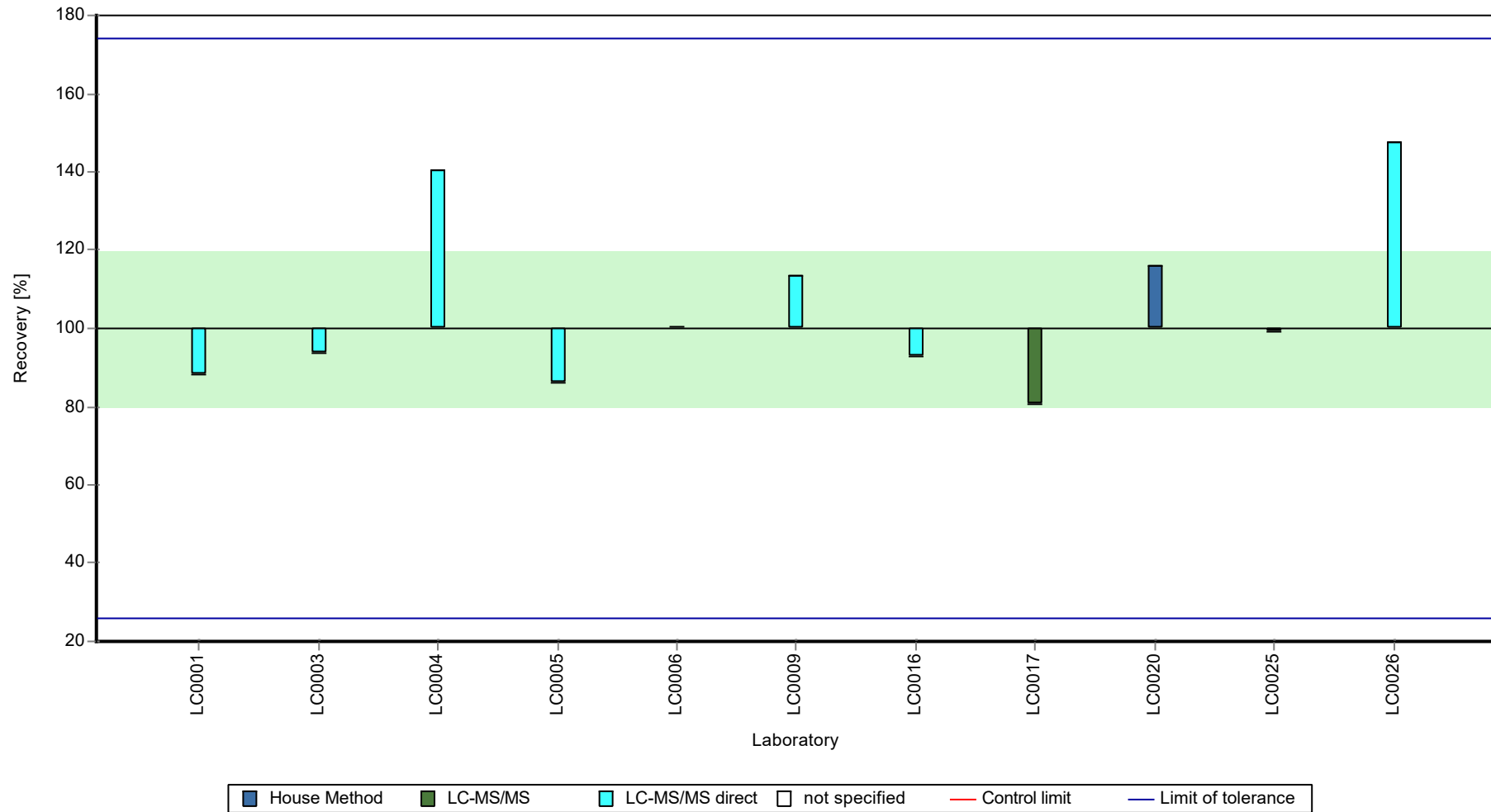
	all results	without outliers	Unit
Mean ± CI (99%)	0.444 ± 0.0839	0.444 ± 0.0839	µg/l
Minimum	0.34	0.34	µg/l
Maximum	0.623	0.623	µg/l
Standard deviation	0.0927	0.0927	µg/l
rel. standard deviation	20.9	20.9	%
n	11	11	-

Graphical presentation of results

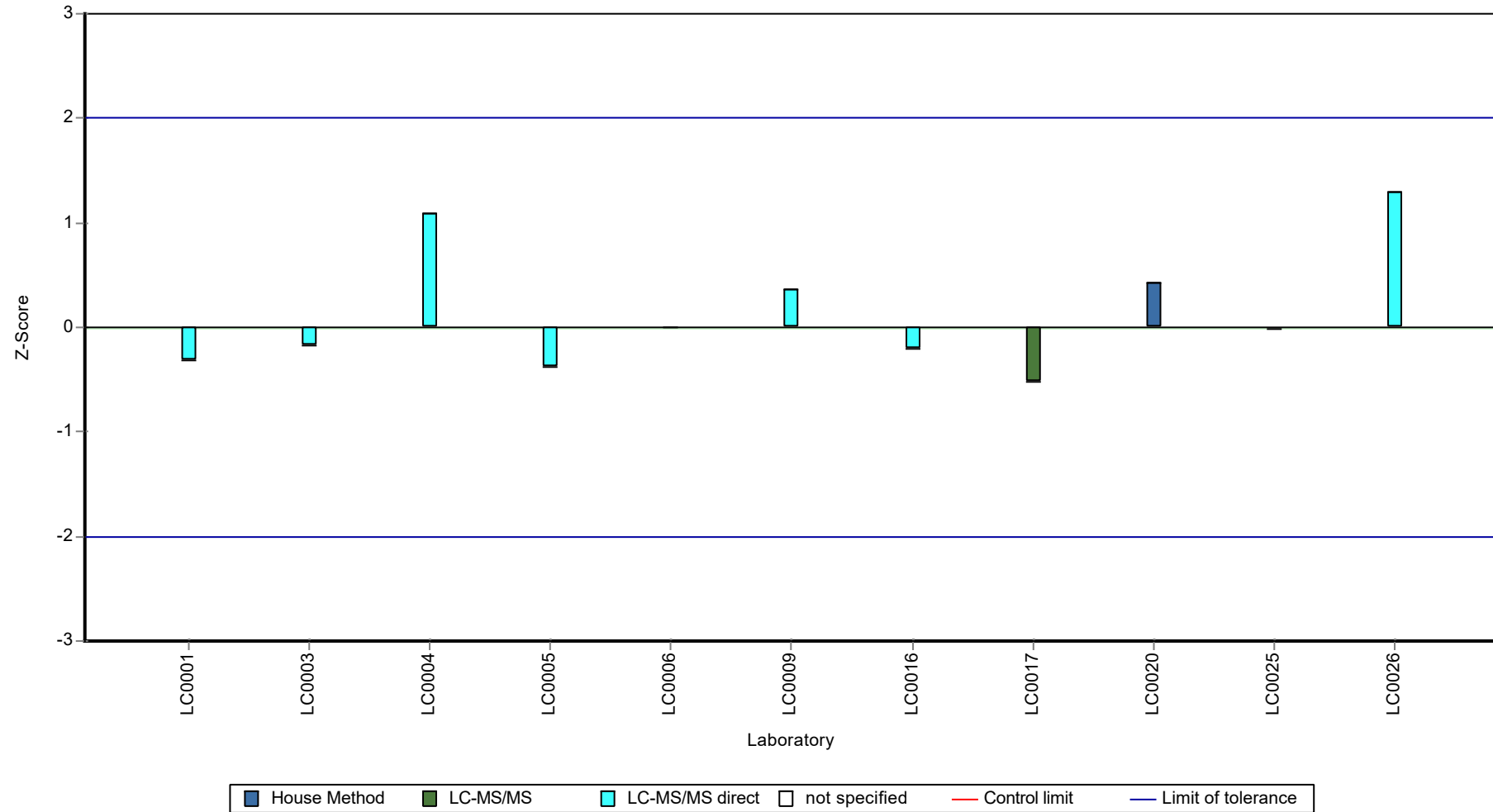
Results



Recovery rate



Z-score



Parameter oriented report

H109 B

Nicosulfurone

Unit	µg/l
Assigned value ± U (k=2)	0.177 ± 0.0155
Criterion	-
Minimum - Maximum	0.152 - 0.293
Control test value ± U (k=2)	0.152 ± 0.0228

Information zur Auswertung:

Die Bewertung dient nur zu Informationszwecken, da aufgrund der geringen Anzahl an akkreditierten Teilnehmerlaboren (n=5) keine Festlegung des zugewiesenen Wertes möglich ist.

Information for evaluation:

The assessment is presented for informational purposes only, since no evaluation is possible due to the low number of accredited testing laboratories (n=5).

Labcode	Result	± U	Recovery [%]	z-score	Comments
LC0001	0.17	0.06	96.2	-0.1	
LC0002	-	-	-	-	
LC0003	0.196	0.039	111	0.29	
LC0004	0.266	0.06	150	1.36	
LC0005	0.152	0.03	86	-0.38	
LC0006	0.21	0.052	119	0.51	
LC0007	-	-	-	-	
LC0008	-	-	-	-	
LC0009	0.224	0.007	127	0.72	
LC0010	-	-	-	-	
LC0011	-	-	-	-	
LC0012	-	-	-	-	
LC0013	-	-	-	-	
LC0014	-	-	-	-	
LC0015	-	-	-	-	
LC0016	0.19	0.029	107	0.2	
LC0017	0.17	0.03	96.2	-0.1	
LC0018	< 0.1 (LOQ)	-	-	-	
LC0019	-	-	-	-	
LC0020	0.247	0.074	140	1.07	
LC0021	-	-	-	-	
LC0022	-	-	-	-	
LC0023	-	-	-	-	
LC0024	-	-	-	-	
LC0025	0.176	0.0528	99.5	-0.01	
LC0026	0.293	0.048	166	1.78	

Characteristics of parameter

	all results	without outliers	Unit
Mean ± CI (99%)	0.209 ± 0.0403	0.209 ± 0.0403	µg/l
Minimum	0.152	0.152	µg/l
Maximum	0.293	0.293	µg/l
Standard deviation	0.0446	0.0446	µg/l
rel. standard deviation	21.4	21.4	%
n	11	11	-

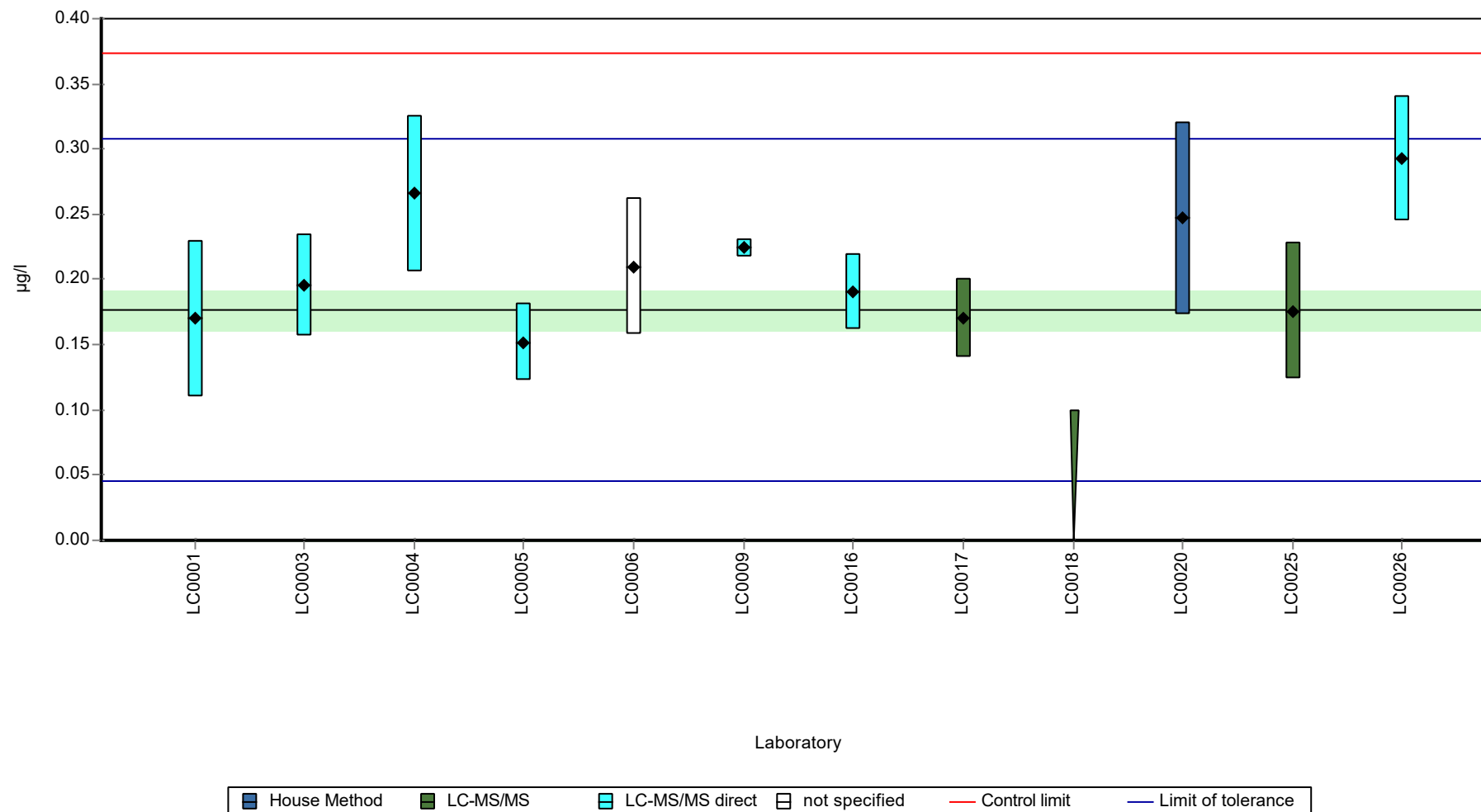
Information zur Auswertung: Die Bewertung dient nur zu Informationszwecken, da aufgrund der geringen Anzahl an akkreditierten Teilnehmerlaboren (n=5) keine Festlegung des zugewiesenen Wertes möglich ist.
 Information for evaluation: The assessment is presented for informational purposes only, since no evaluation is possible due to the low number of accredited testing laboratories (n=5).

Parameter oriented report Pesticides H109

Sample: H109B, Parameter: Nicosulfurone

Graphical presentation of results

Results

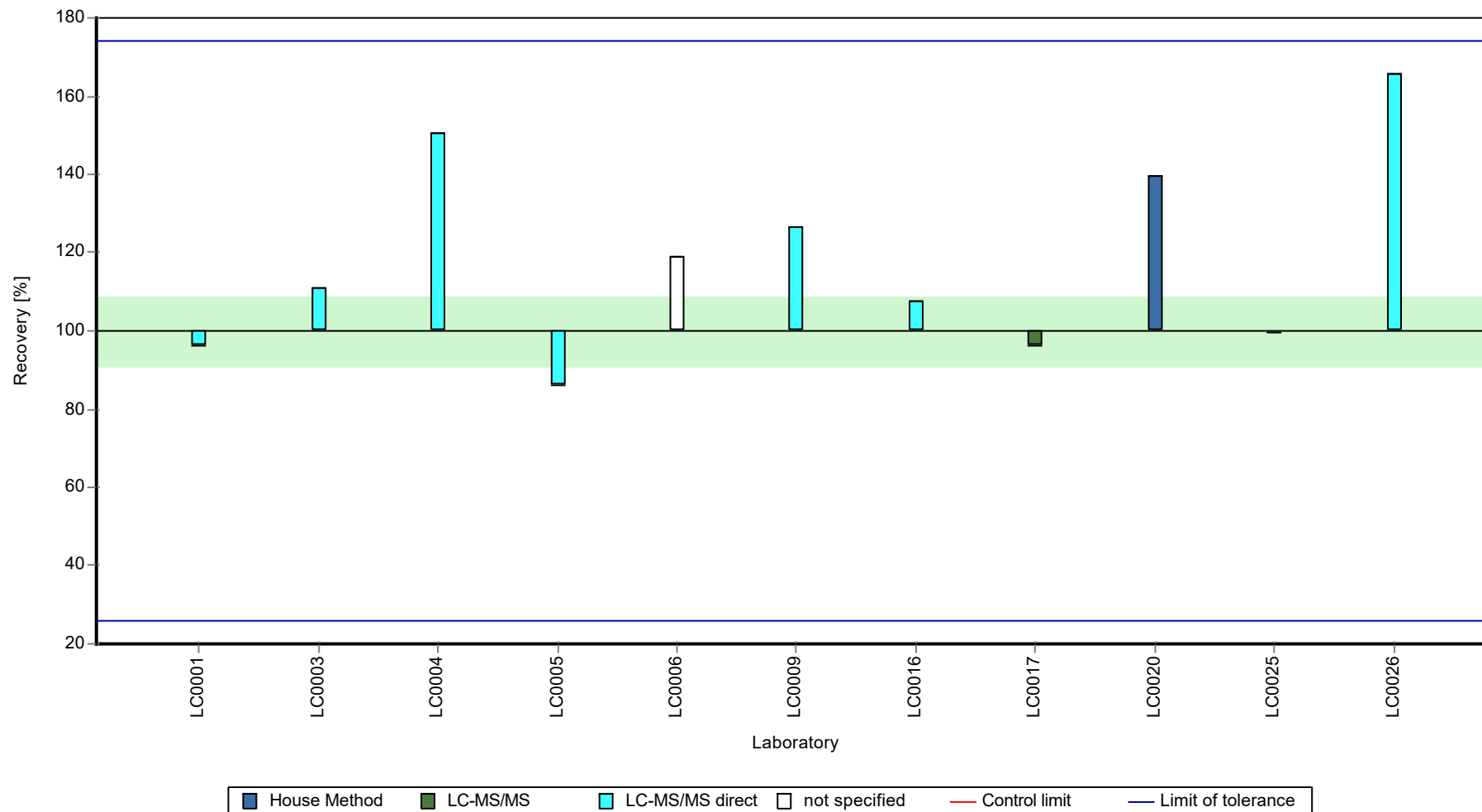


Information zur Auswertung: Die Bewertung dient nur zu Informationszwecken, da aufgrund der geringen Anzahl an akkreditierten Teilnehmerlaboren (n=5) keine Festlegung des zugewiesenen Wertes möglich ist.
Information for evaluation: The assessment is presented for informational purposes only, since no evaluation is possible due to the low number of accredited testing laboratories (n=5).

Parameter oriented report Pesticides H109

Sample: H109B, Parameter: Nicosulfurone

Recovery rate

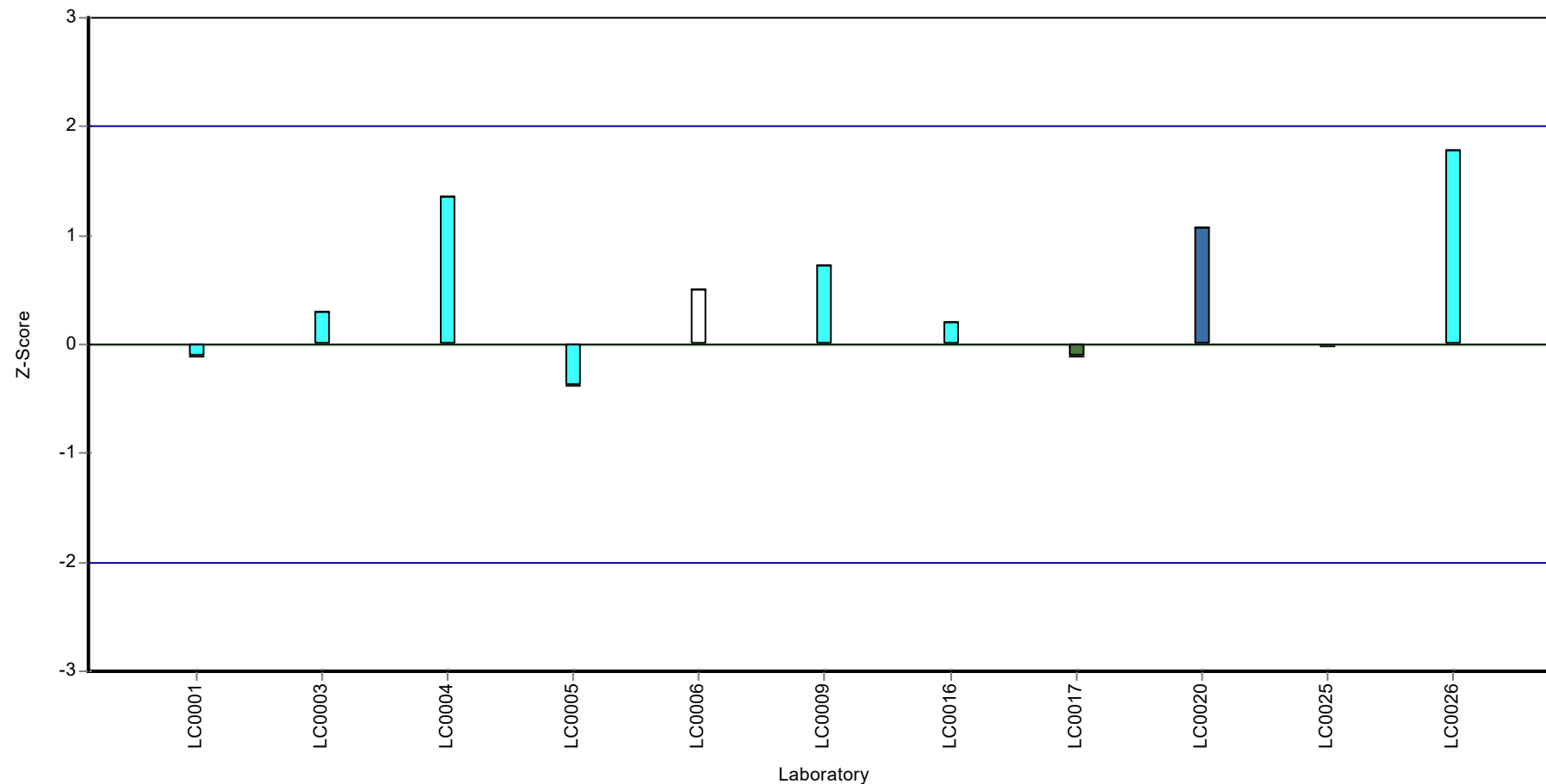


Information zur Auswertung: Die Bewertung dient nur zu Informationszwecken, da aufgrund der geringen Anzahl an akkreditierten Teilnehmerlaboren (n=5) keine Festlegung des zugewiesenen Wertes möglich ist.
Information for evaluation: The assessment is presented for informational purposes only, since no evaluation is possible due to the low number of accredited testing laboratories (n=5).

Parameter oriented report Pesticides H109

Sample: H109B, Parameter: Nicosulfurone

Z-score



■ House Method ■ LC-MS/MS ■ LC-MS/MS direct □ not specified — Control limit — Limit of tolerance

Parameter oriented report

H109 A

Prometryn

Unit	µg/l
Assigned value ± U (k=2)	0.411 ± 0.0119
Criterion	0.0535 (13 %)
Minimum - Maximum	0.372 - 0.448
Control test value ± U (k=2)	0.452 ± 0.0678

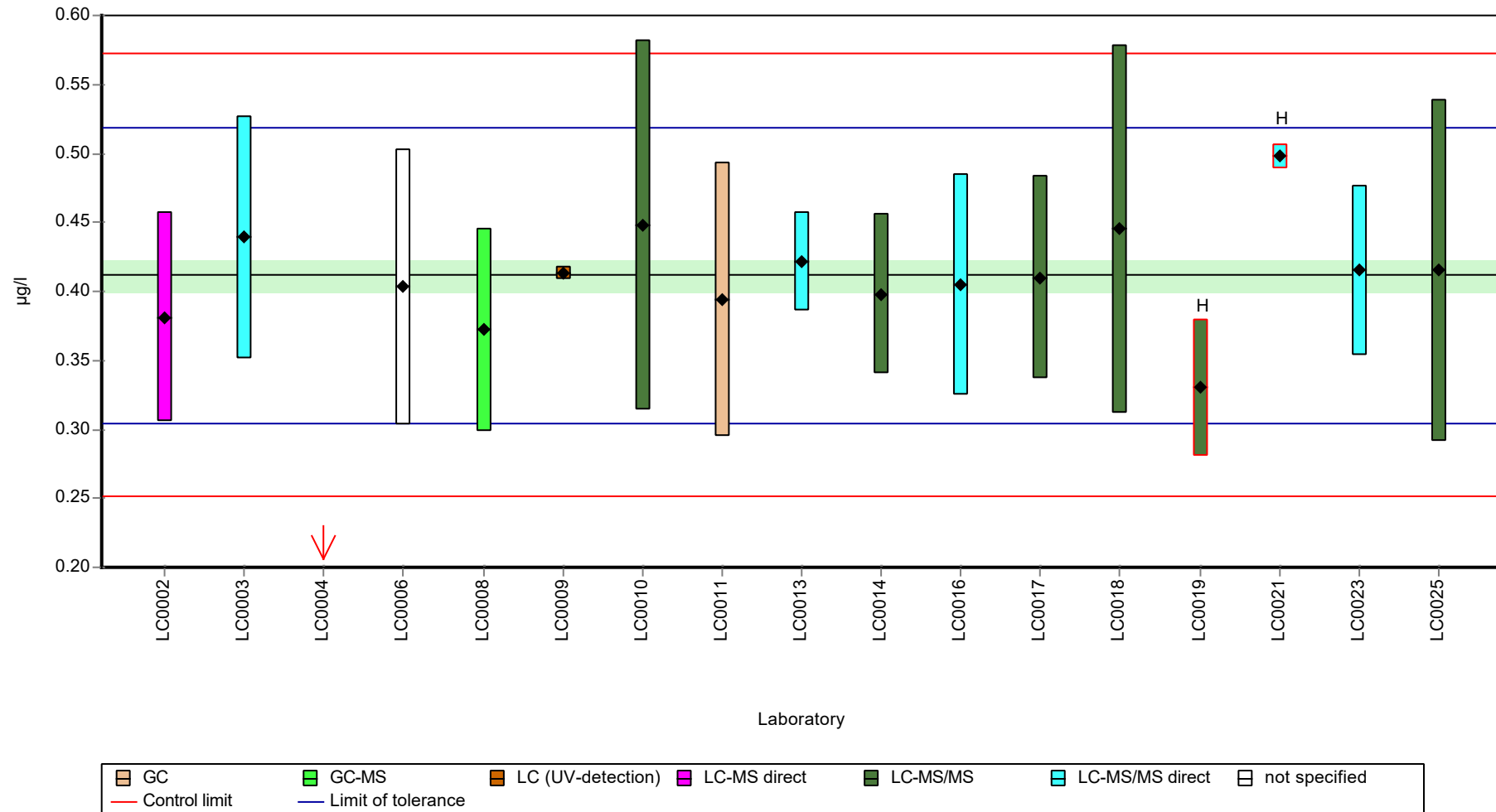
Labcode	Result	± U	Recovery [%]	z-score	Comments
LC0001	-	-	-	-	
LC0002	0.381	0.076	92.6	-0.57	
LC0003	0.439	0.088	107	0.52	
LC0004	0.091	0.01	22.1	-5.99	H
LC0005	-	-	-	-	
LC0006	0.403	0.1	98	-0.16	
LC0007	-	-	-	-	
LC0008	0.372	0.074	90.4	-0.74	
LC0009	0.413	0.005	100	0.03	
LC0010	0.448	0.1344	109	0.68	
LC0011	0.394	0.099	95.8	-0.33	
LC0012	-	-	-	-	
LC0013	0.422	0.036	103	0.2	
LC0014	0.398	0.058	96.7	-0.25	
LC0015	-	-	-	-	
LC0016	0.405	0.08	98.4	-0.12	
LC0017	0.41	0.074	99.7	-0.03	
LC0018	0.445	0.134	108	0.63	
LC0019	0.33	0.05	80.2	-1.52	H
LC0020	-	-	-	-	
LC0021	0.498	0.009	121	1.62	H
LC0022	-	-	-	-	
LC0023	0.415	0.062	101	0.07	
LC0024	-	-	-	-	
LC0025	0.415	0.1245	101	0.07	
LC0026	-	-	-	-	

Characteristics of parameter

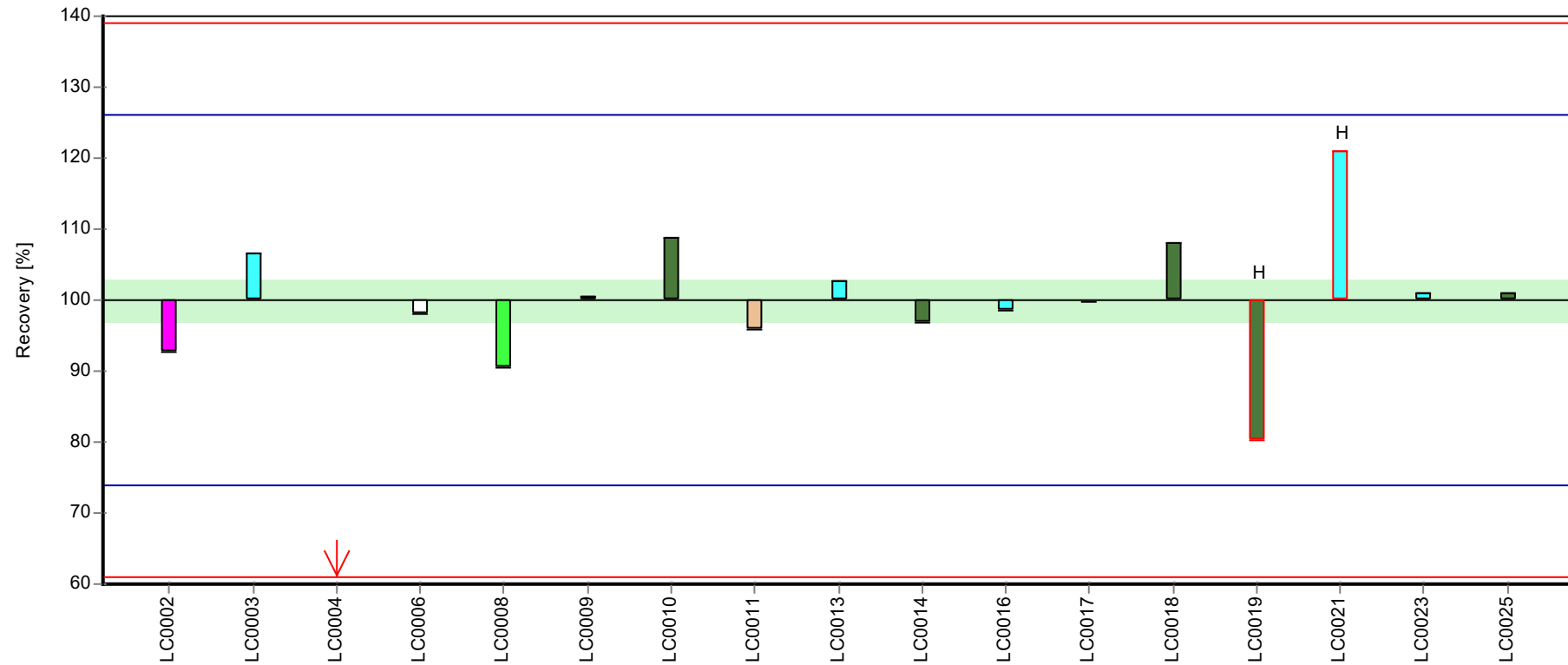
	all results	without outliers	Unit
Mean ± CI (99%)	0.393 ± 0.0623	0.411 ± 0.0179	µg/l
Minimum	0.091	0.372	µg/l
Maximum	0.498	0.448	µg/l
Standard deviation	0.0857	0.0223	µg/l
rel. standard deviation	21.8	5.41	%
n	17	14	-

Graphical presentation of results

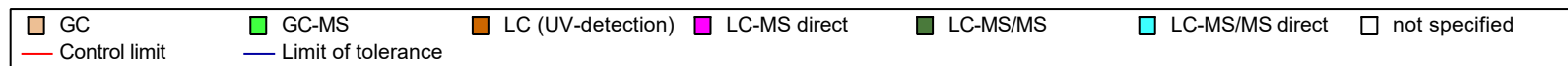
Results



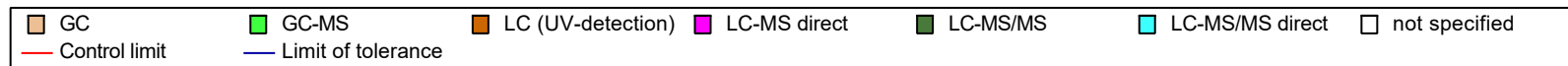
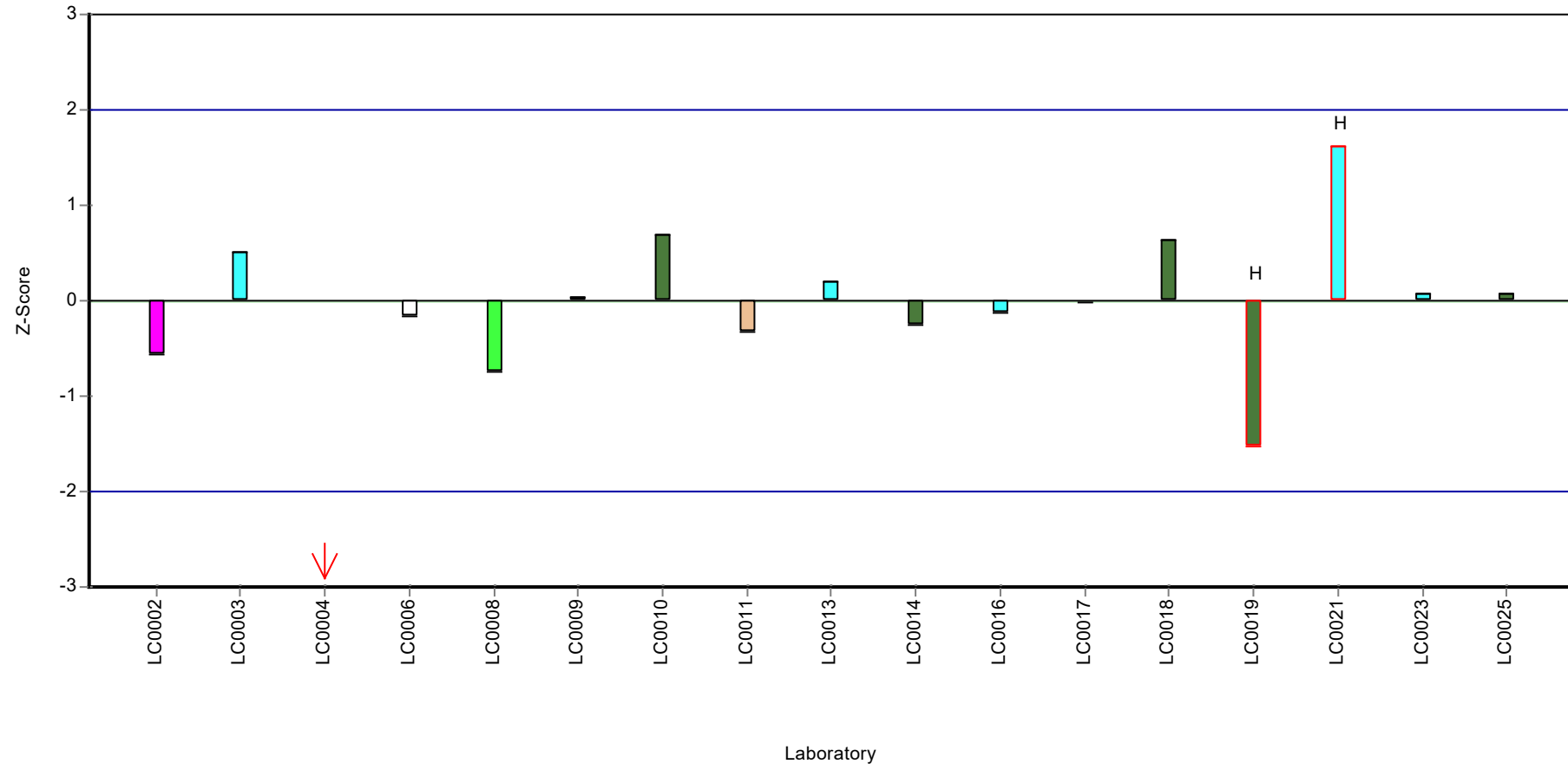
Recovery rate



Laboratory



Z-score



Parameter oriented report

H109 B

Prometryn

Unit	µg/l
Assigned value ± U (k=2)	0.707 ± 0.0368
Criterion	0.0919 (13 %)
Minimum - Maximum	0.53 - 0.837
Control test value ± U (k=2)	0.781 ± 0.117

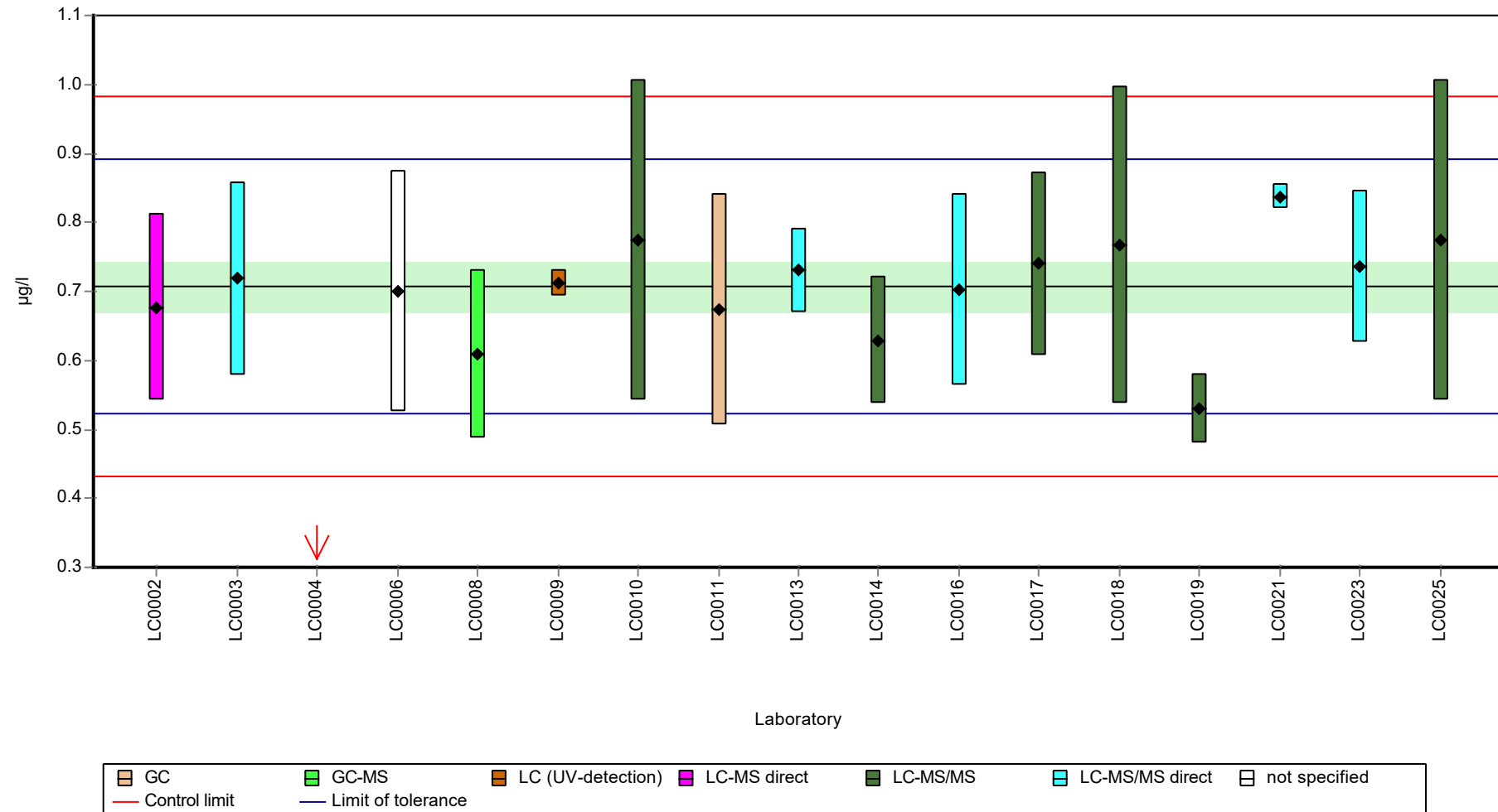
Labcode	Result	± U	Recovery [%]	z-score	Comments
LC0001	-	-	-	-	
LC0002	0.677	0.135	95.8	-0.33	
LC0003	0.718	0.14	102	0.12	
LC0004	0.103	0.02	14.6	-6.57	H
LC0005	-	-	-	-	
LC0006	0.7	0.175	99	-0.08	
LC0007	-	-	-	-	
LC0008	0.609	0.122	86.1	-1.07	
LC0009	0.712	0.02	101	0.06	
LC0010	0.77491	0.23247	110	0.74	
LC0011	0.673	0.168	95.2	-0.37	
LC0012	-	-	-	-	
LC0013	0.73	0.062	103	0.25	
LC0014	0.629	0.092	89	-0.85	
LC0015	-	-	-	-	
LC0016	0.703	0.139	99.4	-0.04	
LC0017	0.74	0.133	105	0.36	
LC0018	0.768	0.23	109	0.66	
LC0019	0.53	0.05	75	-1.93	
LC0020	-	-	-	-	
LC0021	0.837	0.018	118	1.42	
LC0022	-	-	-	-	
LC0023	0.736	0.11	104	0.32	
LC0024	-	-	-	-	
LC0025	0.774	0.2322	109	0.73	
LC0026	-	-	-	-	

Characteristics of parameter

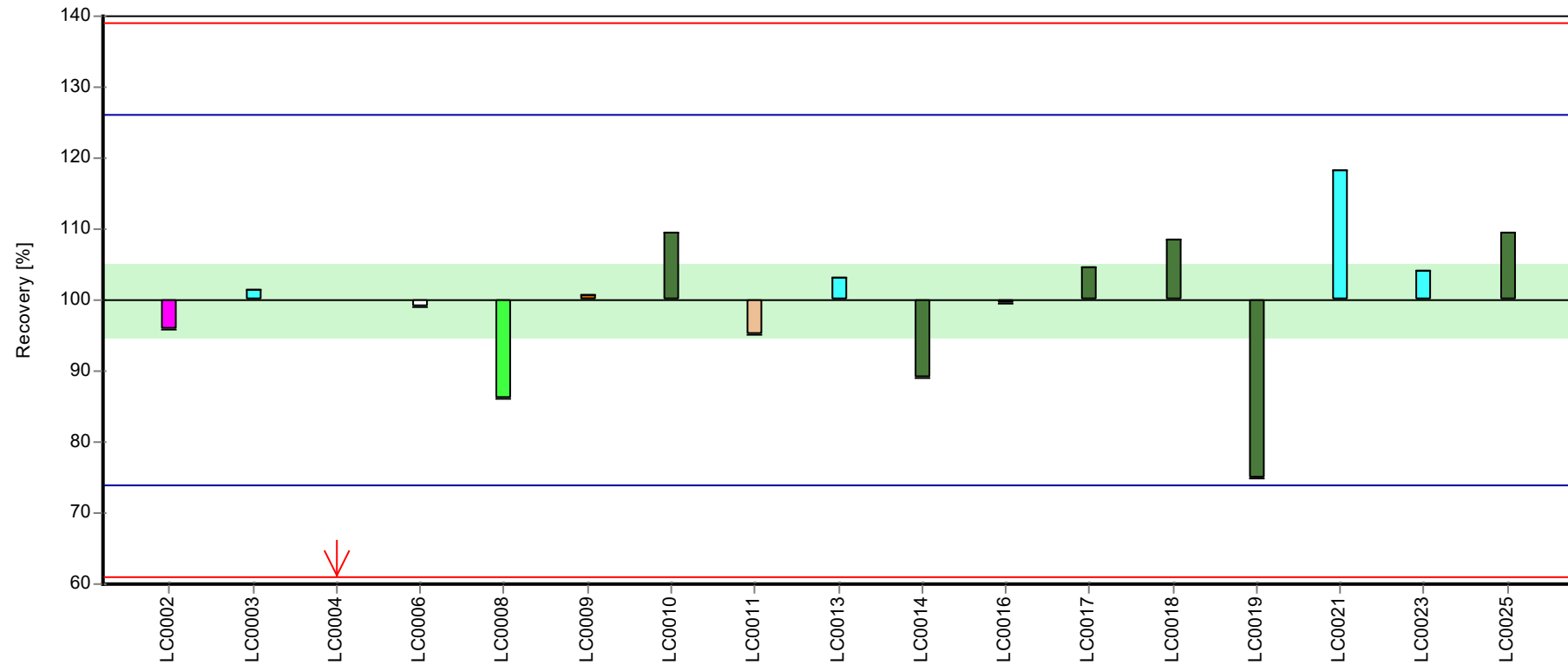
	all results	without outliers	Unit
Mean ± CI (99%)	0.671 ± 0.119	0.707 ± 0.0553	µg/l
Minimum	0.103	0.53	µg/l
Maximum	0.837	0.837	µg/l
Standard deviation	0.163	0.0737	µg/l
rel. standard deviation	24.3	10.4	%
n	17	16	-

Graphical presentation of results

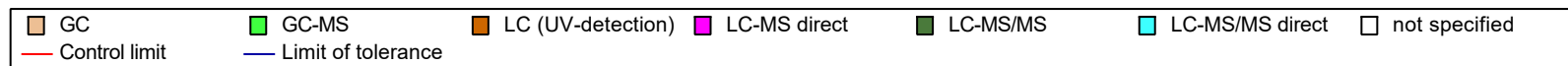
Results



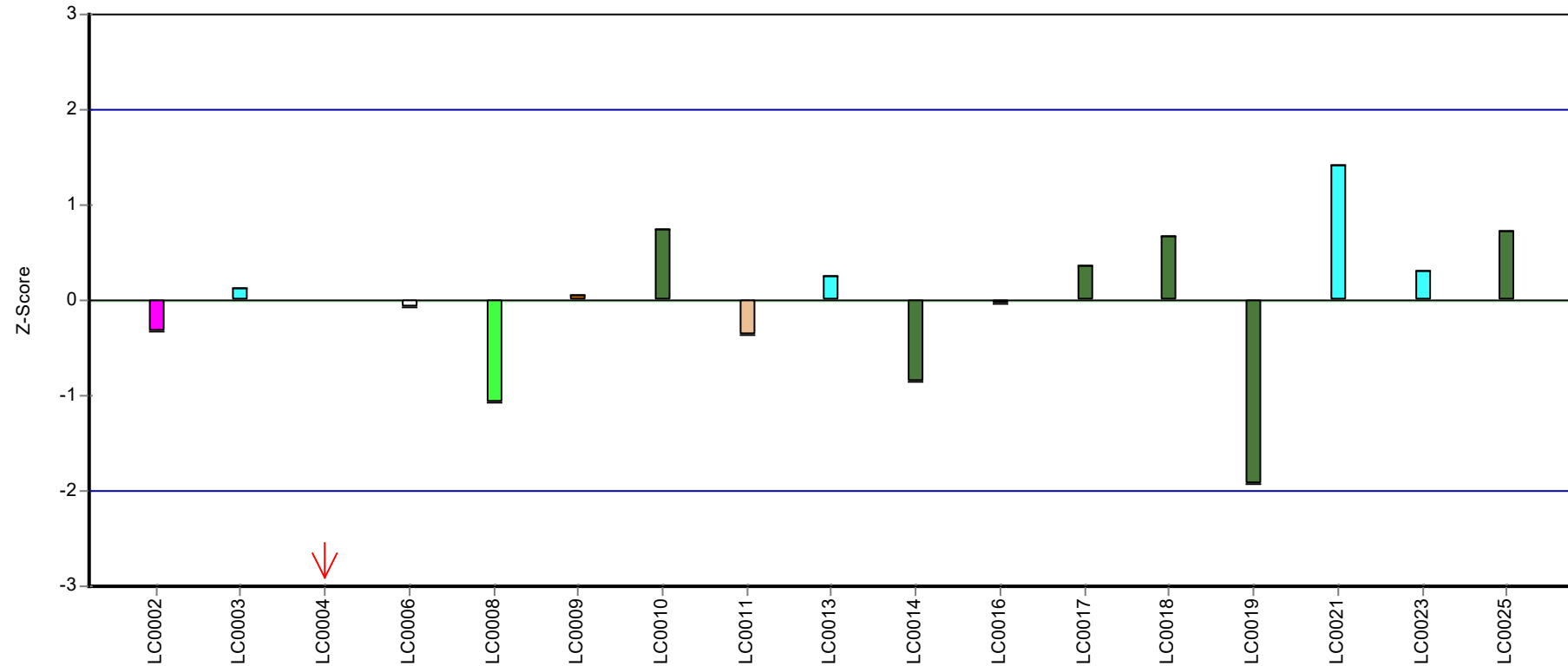
Recovery rate



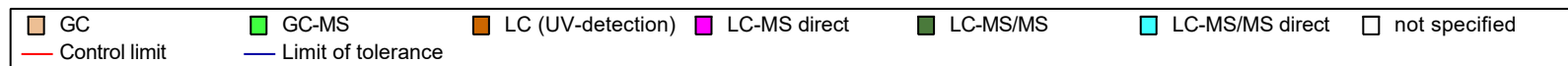
Laboratory



Z-score



Laboratory



Parameter oriented report

H109 A

Propazine

Unit	µg/l
Assigned value ± U (k=2)	0.49 ± 0.0145
Criterion	0.0636 (13 %)
Minimum - Maximum	0.441 - 0.563
Control test value ± U (k=2)	0.513 ± 0.077

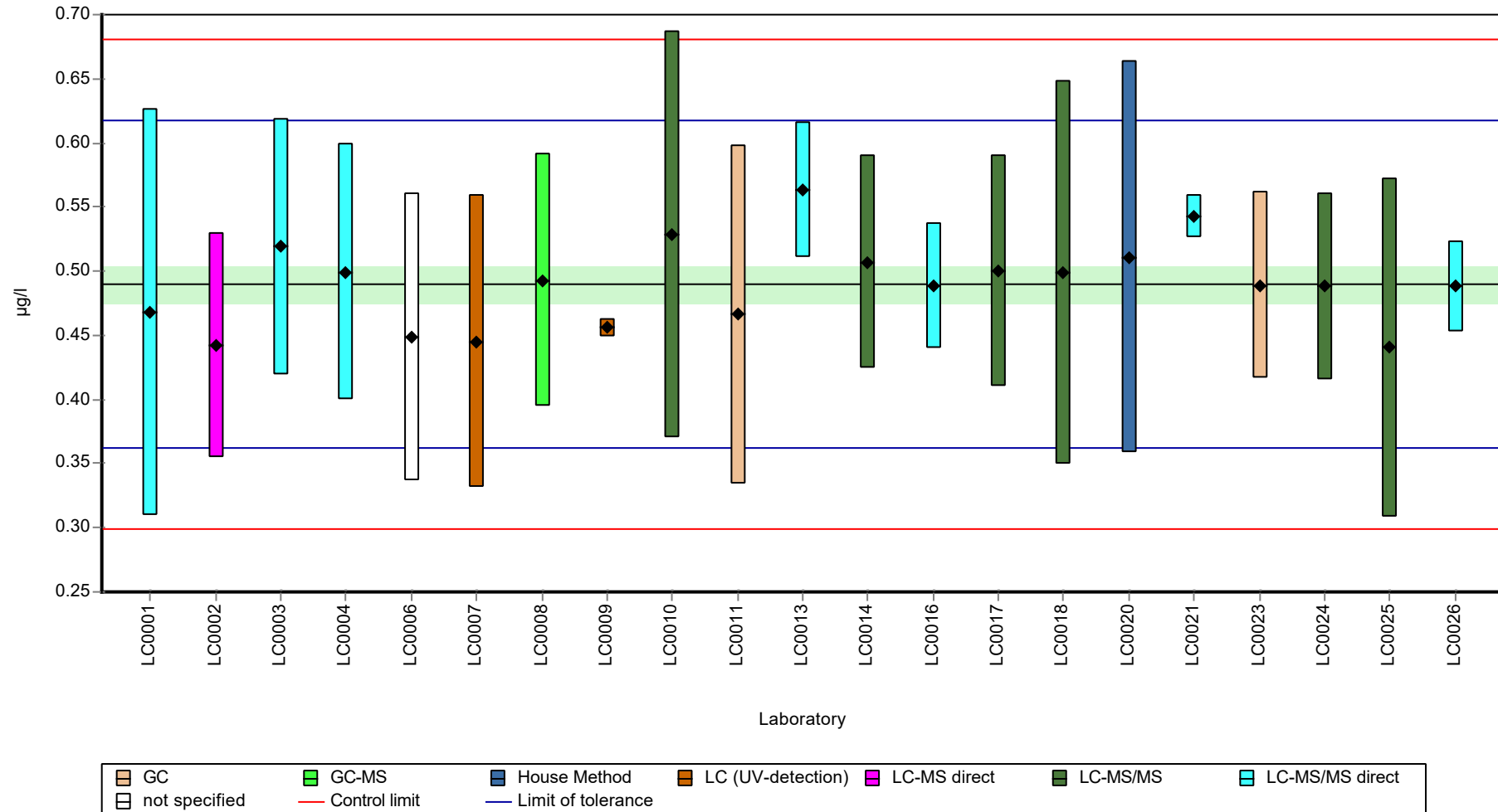
Labcode	Result	± U	Recovery [%]	z-score	Comments
LC0001	0.468	0.159	95.6	-0.34	
LC0002	0.442	0.088	90.3	-0.75	
LC0003	0.519	0.1	106	0.46	
LC0004	0.499	0.1	102	0.15	
LC0005	-	-	-	-	
LC0006	0.449	0.112	91.7	-0.64	
LC0007	0.445	0.114	90.9	-0.7	
LC0008	0.493	0.099	101	0.05	
LC0009	0.456	0.007	93.1	-0.53	
LC0010	0.52816	0.15845	108	0.61	
LC0011	0.466	0.132	95.2	-0.37	
LC0012	-	-	-	-	
LC0013	0.563	0.053	115	1.15	
LC0014	0.507	0.083	104	0.27	
LC0015	-	-	-	-	
LC0016	0.488	0.049	99.7	-0.03	
LC0017	0.5	0.09	102	0.16	
LC0018	0.499	0.15	102	0.15	
LC0019	-	-	-	-	
LC0020	0.511	0.153	104	0.34	
LC0021	0.543	0.017	111	0.84	
LC0022	-	-	-	-	
LC0023	0.489	0.073	99.9	-0.01	
LC0024	0.488	0.073	99.7	-0.03	
LC0025	0.4405	0.13215	90	-0.77	
LC0026	0.488	0.036	99.7	-0.03	

Characteristics of parameter

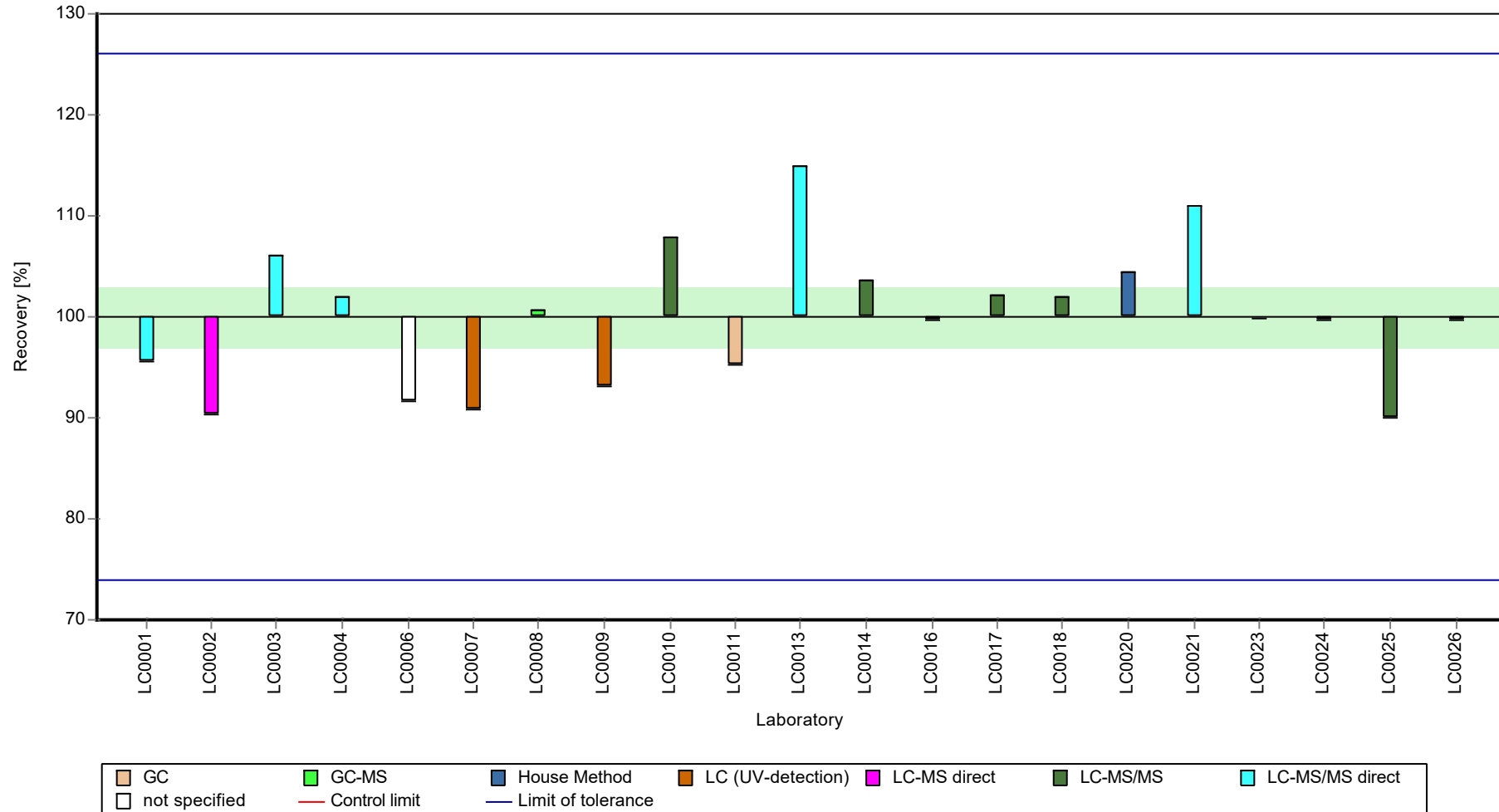
	all results	without outliers	Unit
Mean ± CI (99%)	0.49 ± 0.0218	0.49 ± 0.0218	µg/l
Minimum	0.441	0.441	µg/l
Maximum	0.563	0.563	µg/l
Standard deviation	0.0333	0.0333	µg/l
rel. standard deviation	6.79	6.79	%
n	21	21	-

Graphical presentation of results

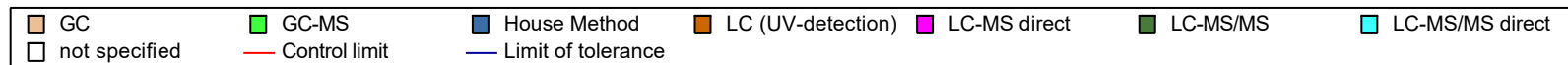
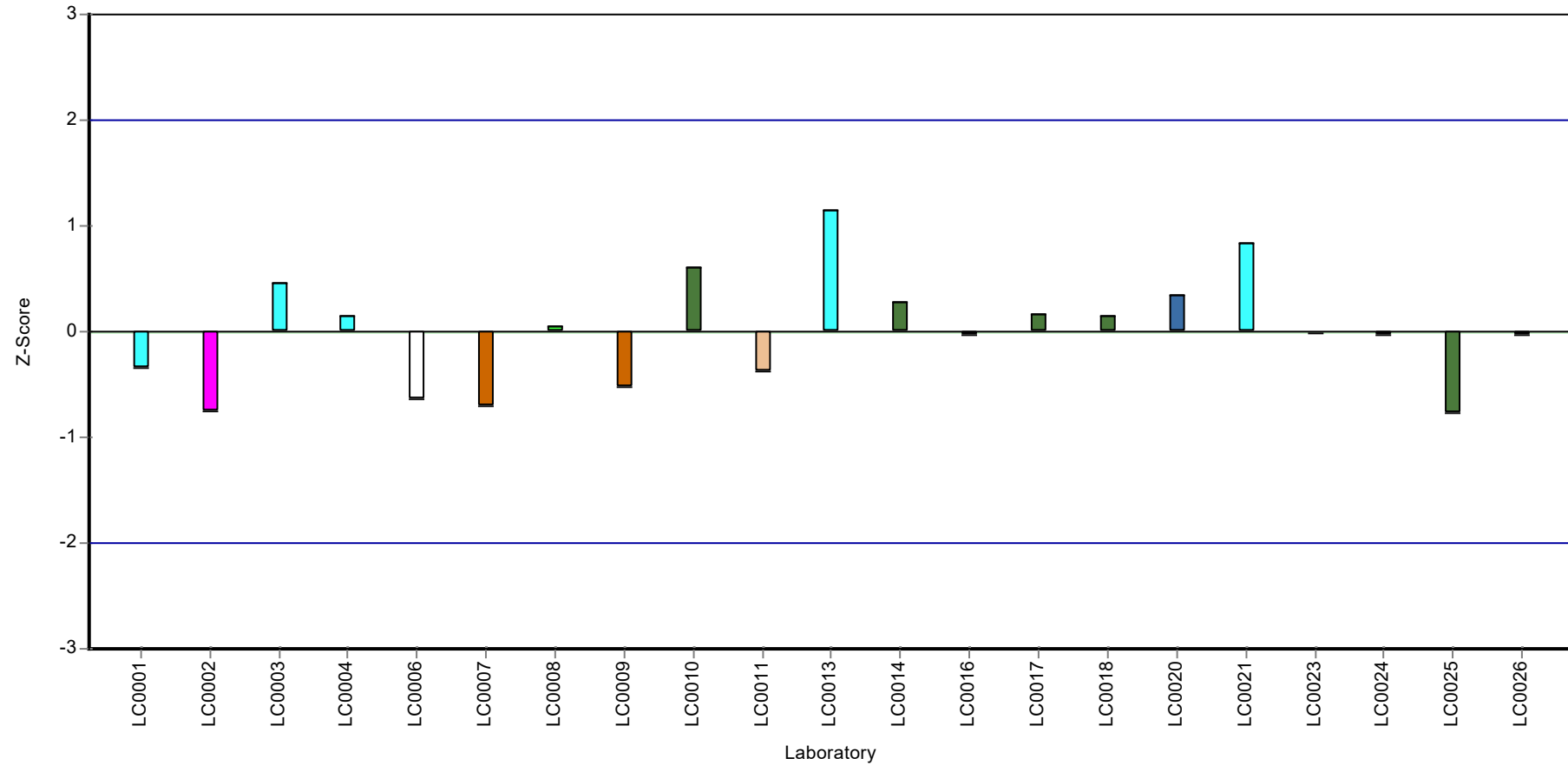
Results



Recovery rate



Z-score



Parameter oriented report

H109 B

Propazine

Unit	µg/l
Assigned value ± U (k=2)	0.957 ± 0.0289
Criterion	0.124 (13 %)
Minimum - Maximum	0.826 - 1.1
Control test value ± U (k=2)	0.888 ± 0.133

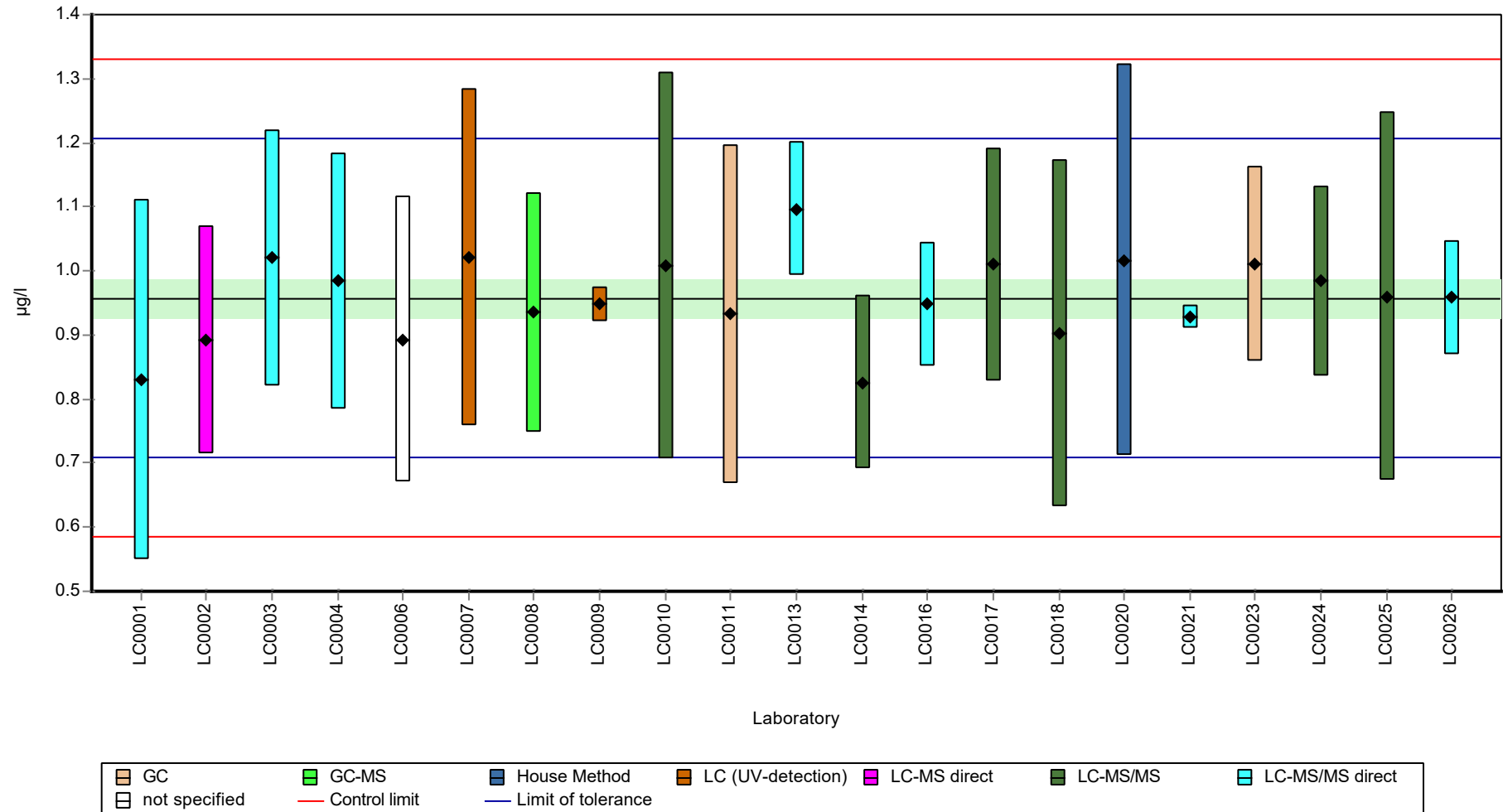
Labcode	Result	± U	Recovery [%]	z-score	Comments
LC0001	0.83	0.282	86.7	-1.02	
LC0002	0.892	0.178	93.2	-0.53	
LC0003	1.02	0.2	107	0.5	
LC0004	0.984	0.2	103	0.21	
LC0005	-	-	-	-	
LC0006	0.893	0.223	93.3	-0.52	
LC0007	1.021	0.262	107	0.51	
LC0008	0.935	0.187	97.7	-0.18	
LC0009	0.948	0.027	99	-0.07	
LC0010	1.00784	0.30235	105	0.41	
LC0011	0.932	0.265	97.4	-0.2	
LC0012	-	-	-	-	
LC0013	1.097	0.104	115	1.12	
LC0014	0.826	0.135	86.3	-1.05	
LC0015	-	-	-	-	
LC0016	0.948	0.096	99	-0.07	
LC0017	1.01	0.182	106	0.42	
LC0018	0.902	0.271	94.2	-0.44	
LC0019	-	-	-	-	
LC0020	1.017	0.305	106	0.48	
LC0021	0.927	0.018	96.8	-0.24	
LC0022	-	-	-	-	
LC0023	1.01	0.152	106	0.42	
LC0024	0.984	0.148	103	0.21	
LC0025	0.96	0.288	100	0.02	
LC0026	0.959	0.089	100	0.01	

Characteristics of parameter

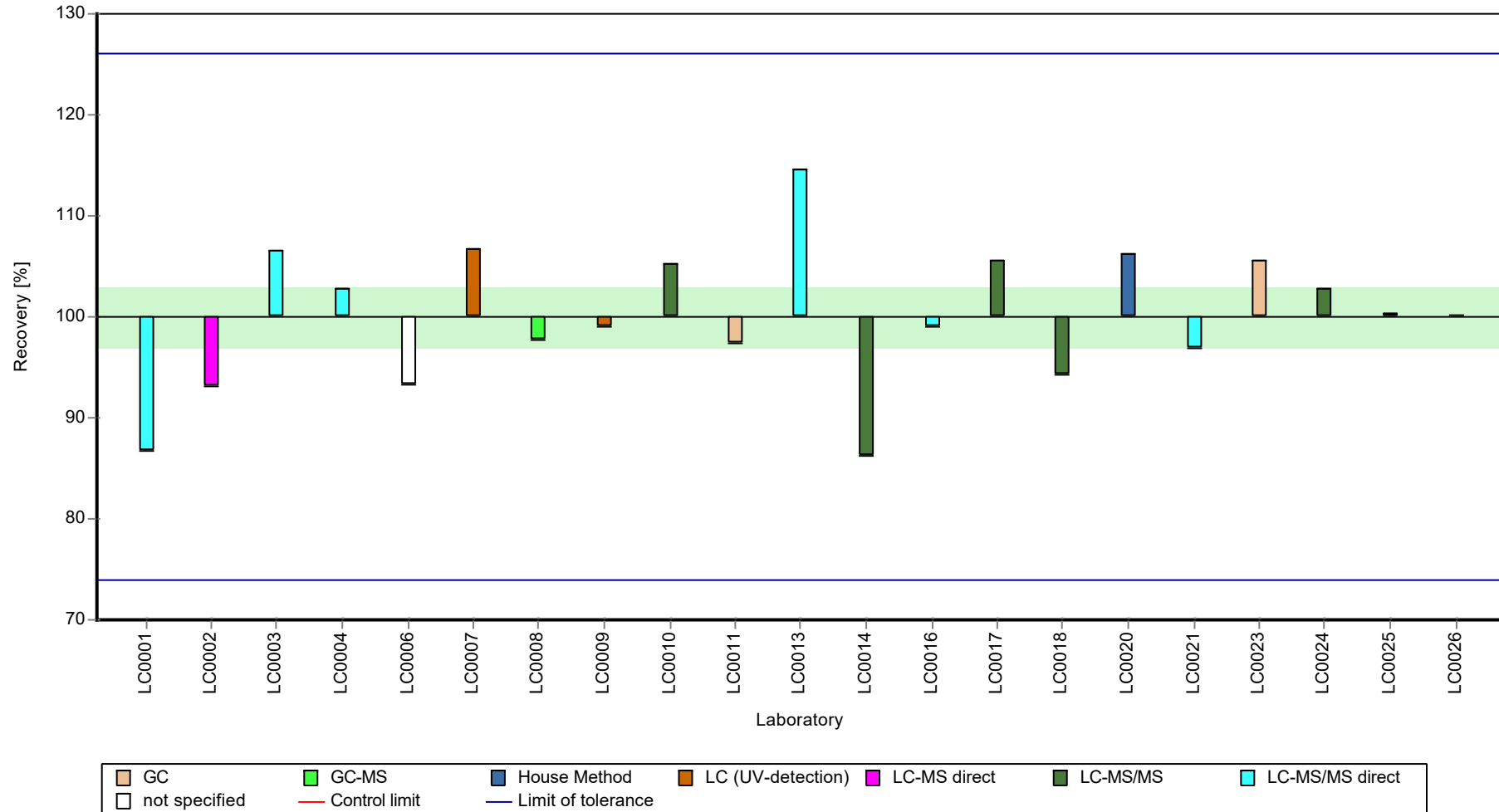
	all results	without outliers	Unit
Mean ± CI (99%)	0.957 ± 0.0434	0.957 ± 0.0434	µg/l
Minimum	0.826	0.826	µg/l
Maximum	1.1	1.1	µg/l
Standard deviation	0.0662	0.0662	µg/l
rel. standard deviation	6.92	6.92	%
n	21	21	-

Graphical presentation of results

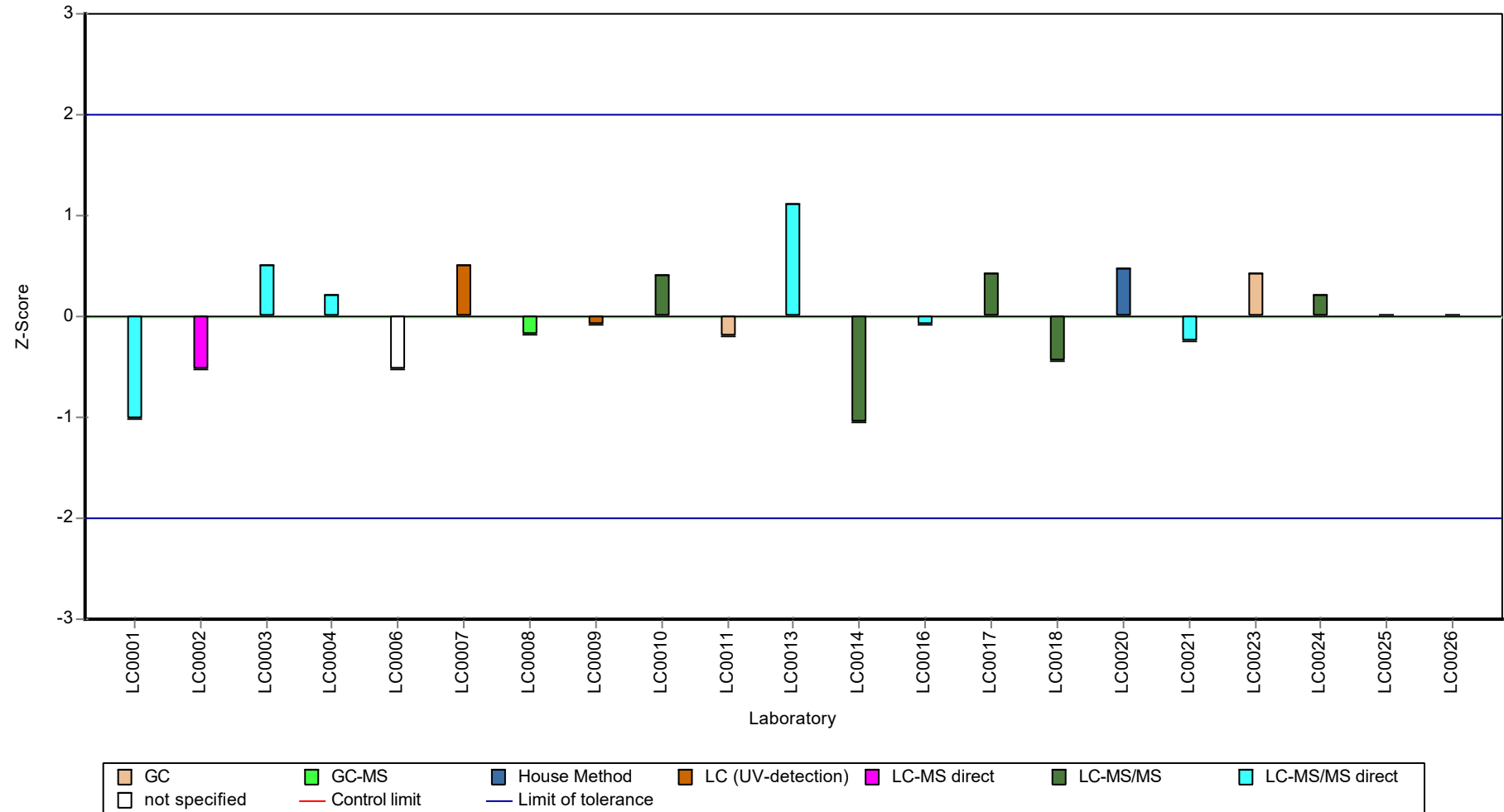
Results



Recovery rate



Z-score



Parameter oriented report

H109 A

Sebuthylazine

Unit	µg/l
Assigned value ± U (k=2)	0.865 ± 0.0278
Criterion	0.0804 (9.3 %)
Minimum - Maximum	0.8 - 0.959
Control test value ± U (k=2)	0.852 ± 0.128

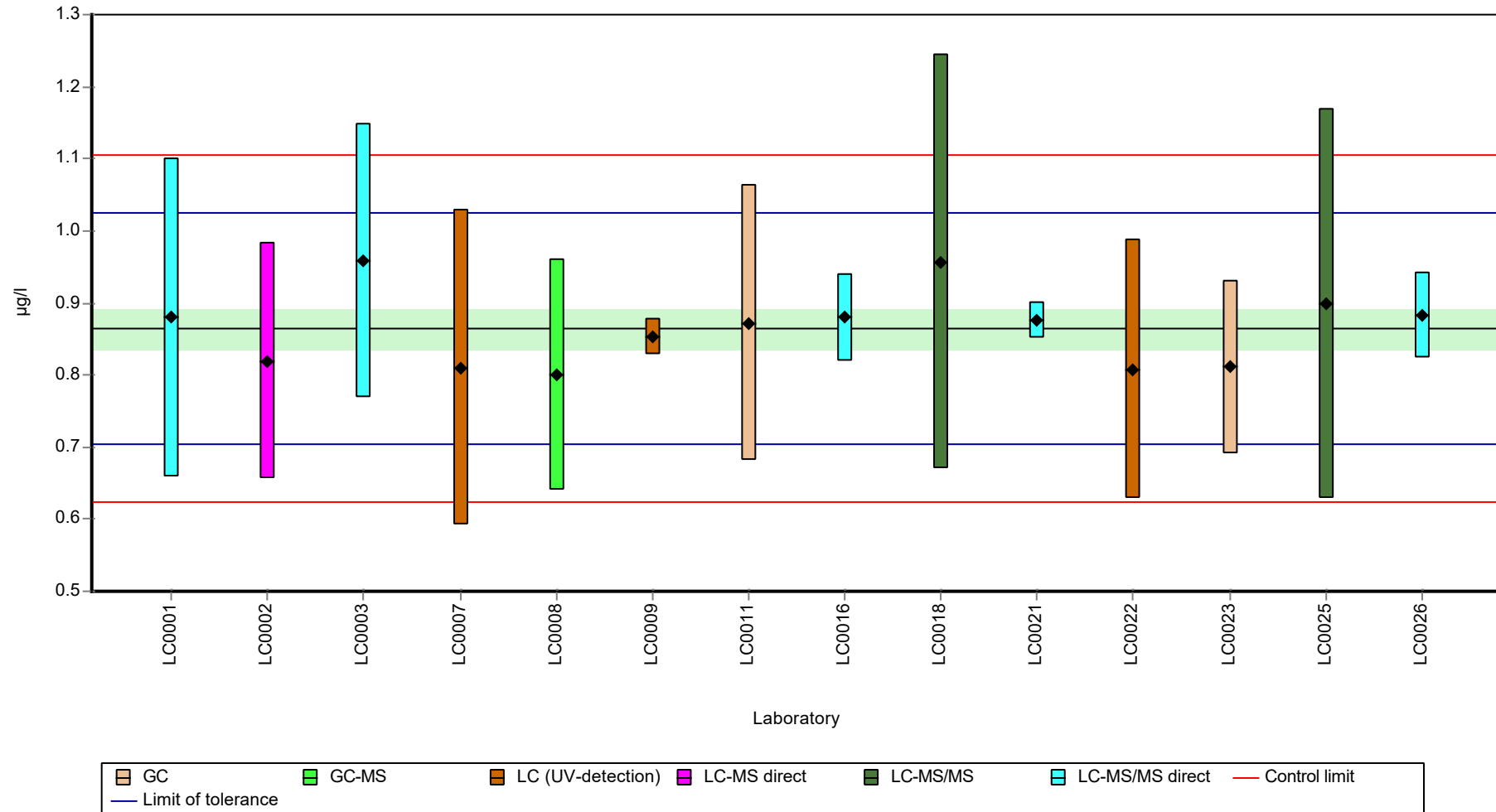
Labcode	Result	± U	Recovery [%]	z-score	Comments
LC0001	0.88	0.221	102	0.19	
LC0002	0.819	0.164	94.7	-0.57	
LC0003	0.959	0.19	111	1.17	
LC0004	-	-	-	-	
LC0005	-	-	-	-	
LC0006	-	-	-	-	
LC0007	0.81	0.219	93.7	-0.68	
LC0008	0.8	0.16	92.5	-0.81	
LC0009	0.853	0.026	98.6	-0.15	
LC0010	-	-	-	-	
LC0011	0.872	0.192	101	0.09	
LC0012	-	-	-	-	
LC0013	-	-	-	-	
LC0014	-	-	-	-	
LC0015	-	-	-	-	
LC0016	0.88	0.061	102	0.19	
LC0017	-	-	-	-	
LC0018	0.957	0.287	111	1.15	
LC0019	-	-	-	-	
LC0020	-	-	-	-	
LC0021	0.876	0.025	101	0.14	
LC0022	0.808	0.18	93.4	-0.71	
LC0023	0.811	0.121	93.8	-0.67	
LC0024	-	-	-	-	
LC0025	0.899	0.2697	104	0.42	
LC0026	0.883	0.06	102	0.23	

Characteristics of parameter

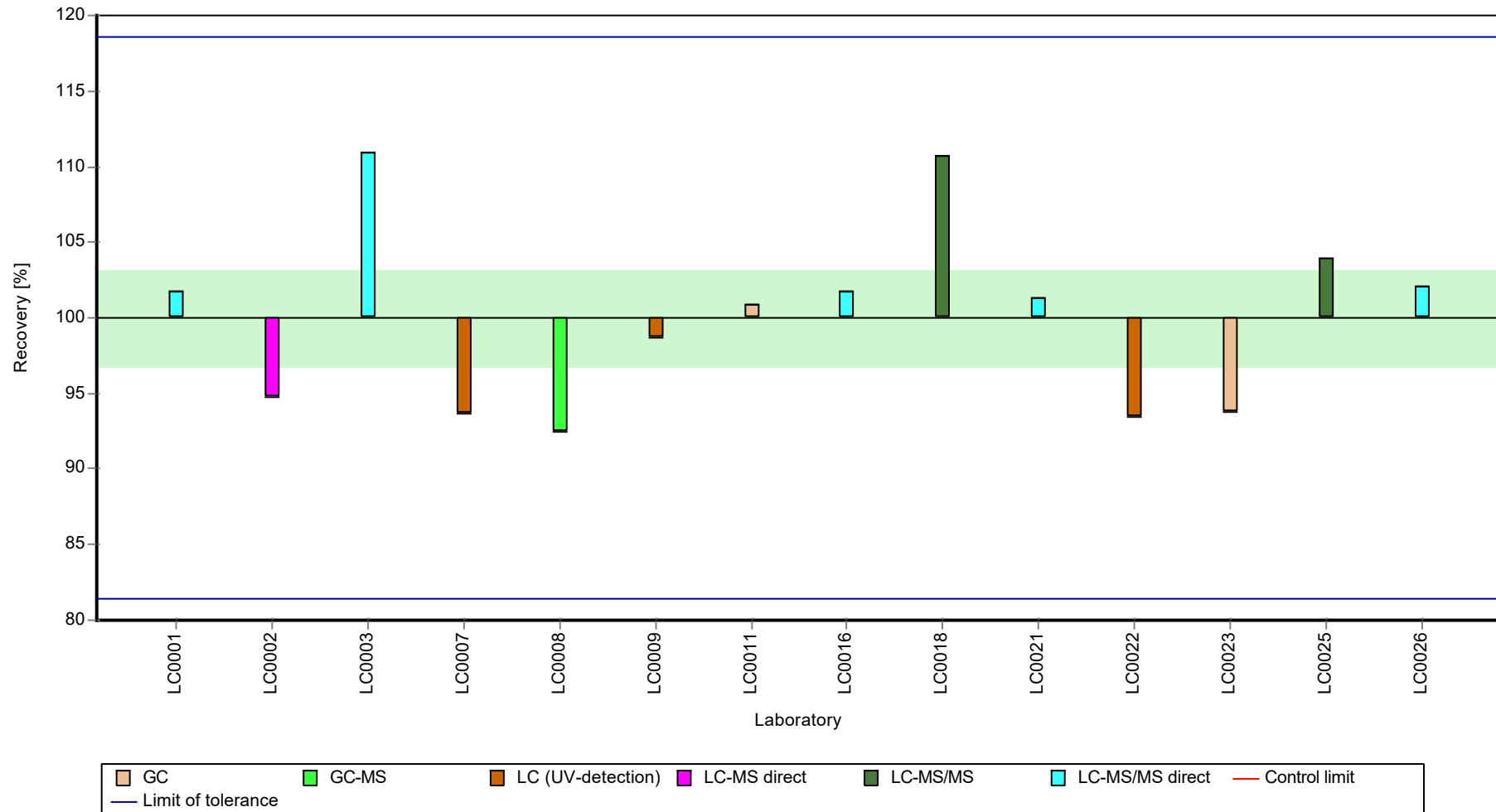
	all results	without outliers	Unit
Mean ± CI (99%)	0.865 ± 0.0416	0.865 ± 0.0416	µg/l
Minimum	0.8	0.8	µg/l
Maximum	0.959	0.959	µg/l
Standard deviation	0.0519	0.0519	µg/l
rel. standard deviation	6.01	6.01	%
n	14	14	-

Graphical presentation of results

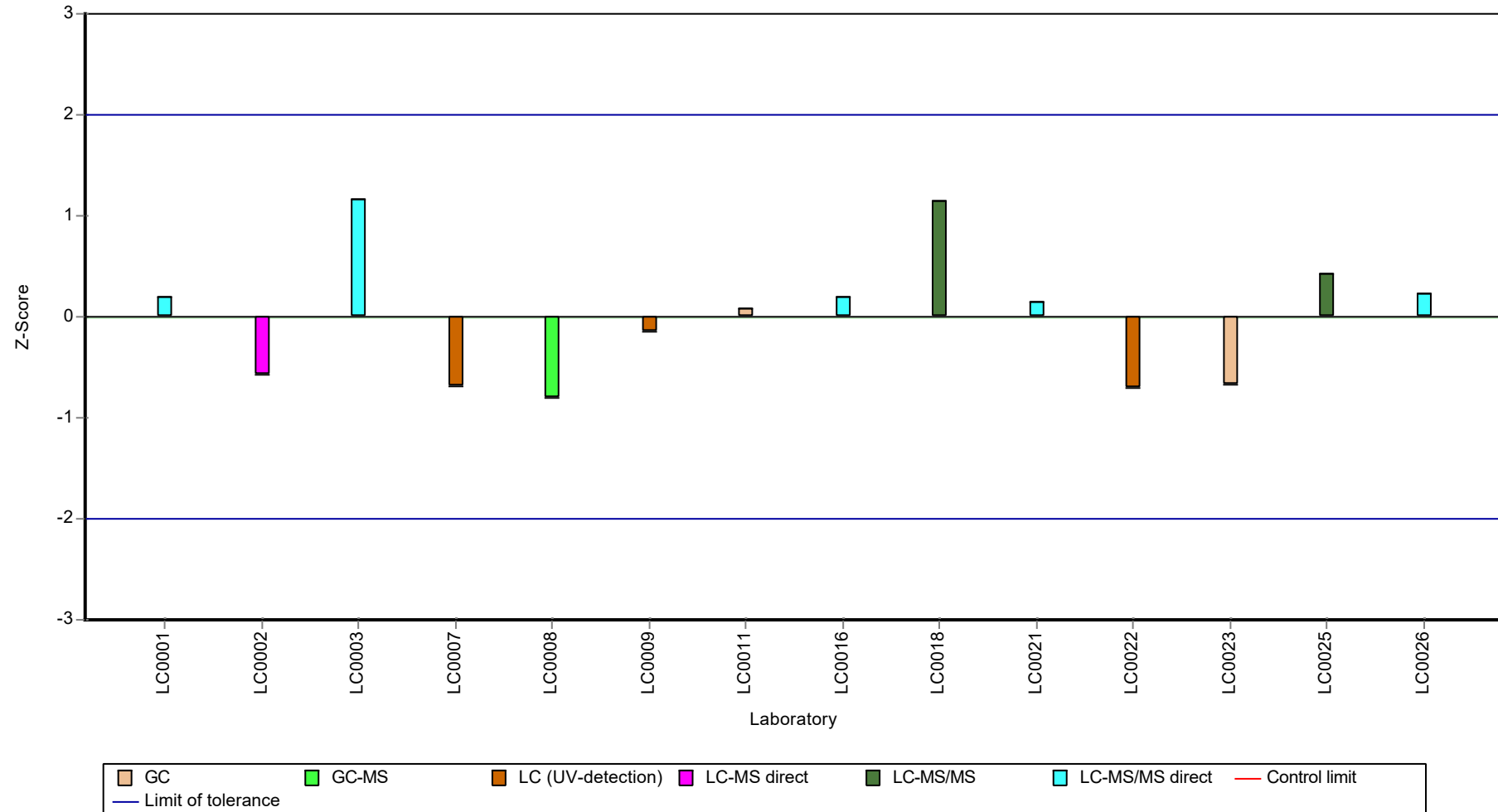
Results



Recovery rate



Z-score



Parameter oriented report

H109 B

Sebuthylazine

Unit	µg/l
Assigned value ± U (k=2)	0.269 ± 0.00748
Criterion	0.025 (9.3 %)
Minimum - Maximum	0.25 - 0.289
Control test value ± U (k=2)	0.257 ± 0.0386

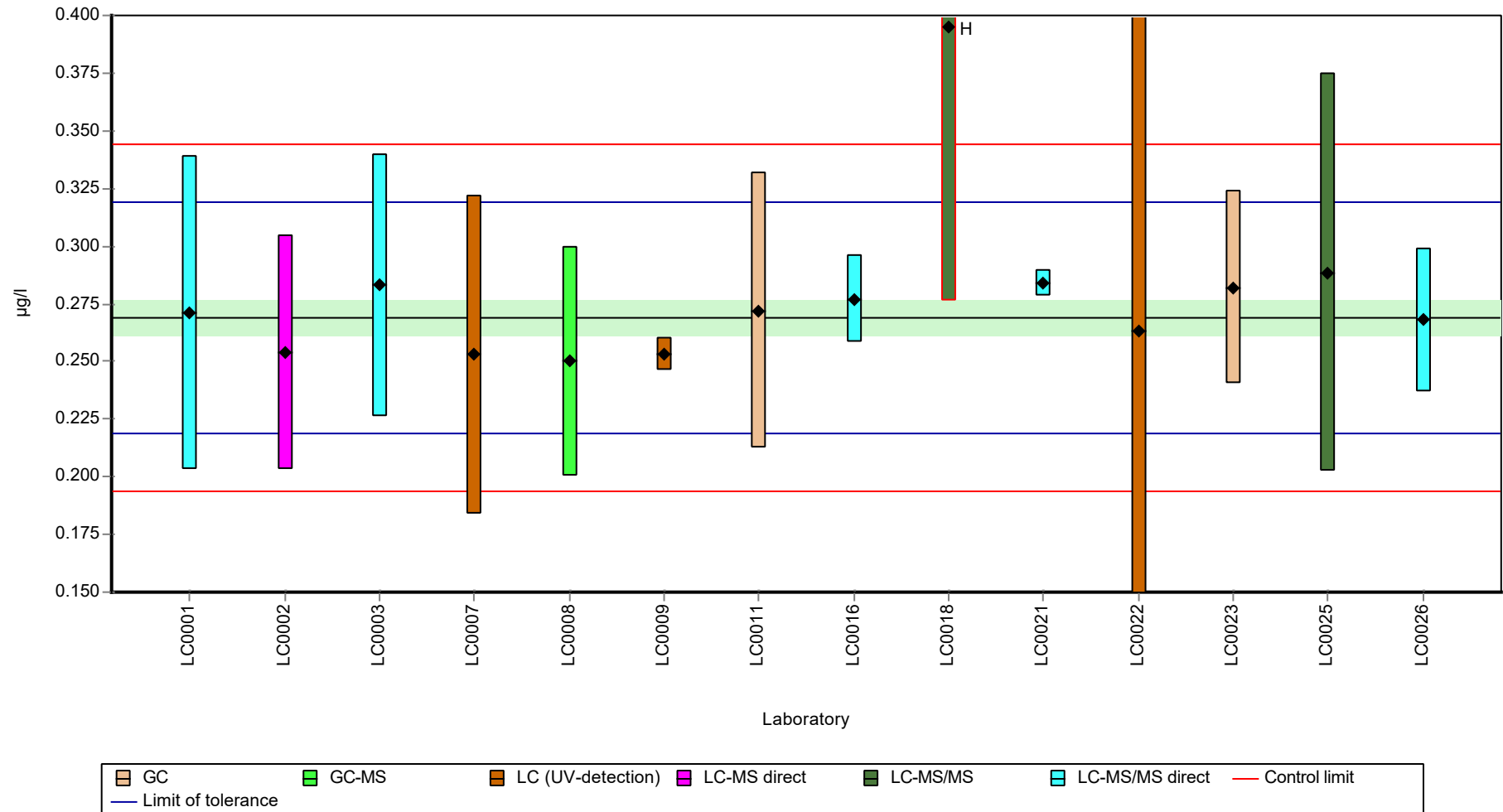
Labcode	Result	± U	Recovery [%]	z-score	Comments
LC0001	0.271	0.068	101	0.08	
LC0002	0.254	0.051	94.4	-0.6	
LC0003	0.283	0.057	105	0.56	
LC0004	-	-	-	-	
LC0005	-	-	-	-	
LC0006	-	-	-	-	
LC0007	0.253	0.069	94	-0.64	
LC0008	0.25	0.05	92.9	-0.76	
LC0009	0.253	0.007	94	-0.64	
LC0010	-	-	-	-	
LC0011	0.272	0.06	101	0.12	
LC0012	-	-	-	-	
LC0013	-	-	-	-	
LC0014	-	-	-	-	
LC0015	-	-	-	-	
LC0016	0.277	0.019	103	0.32	
LC0017	-	-	-	-	
LC0018	0.395	0.119	147	5.03	H
LC0019	-	-	-	-	
LC0020	-	-	-	-	
LC0021	0.284	0.006	106	0.59	
LC0022	0.263	0.18	97.7	-0.24	
LC0023	0.282	0.042	105	0.52	
LC0024	-	-	-	-	
LC0025	0.2885	0.08655	107	0.78	
LC0026	0.268	0.031	99.6	-0.04	

Characteristics of parameter

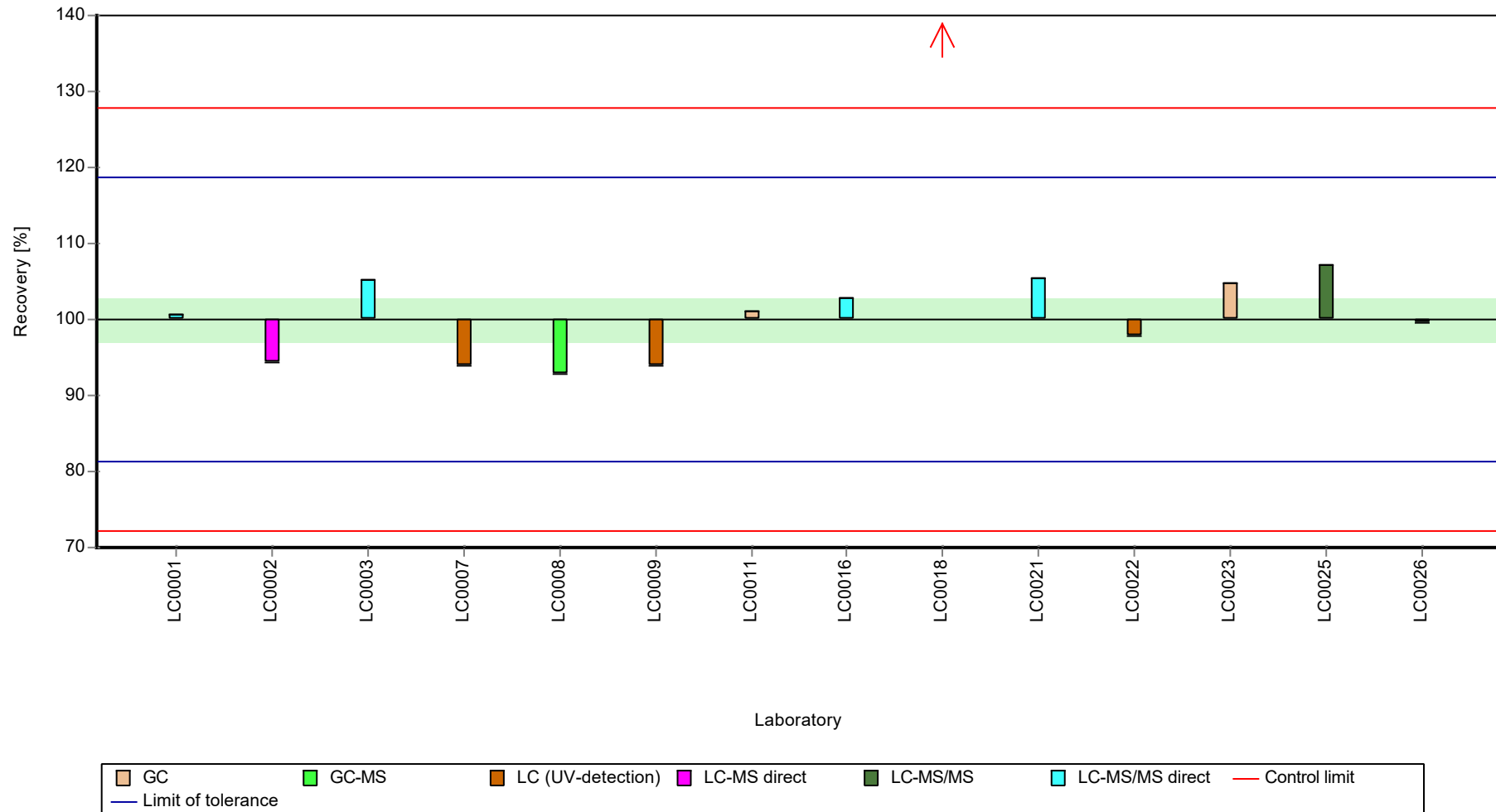
	all results	without outliers	Unit
Mean ± CI (99%)	0.278 ± 0.0289	0.269 ± 0.0112	µg/l
Minimum	0.25	0.25	µg/l
Maximum	0.395	0.289	µg/l
Standard deviation	0.0361	0.0135	µg/l
rel. standard deviation	13	5.01	%
n	14	13	-

Graphical presentation of results

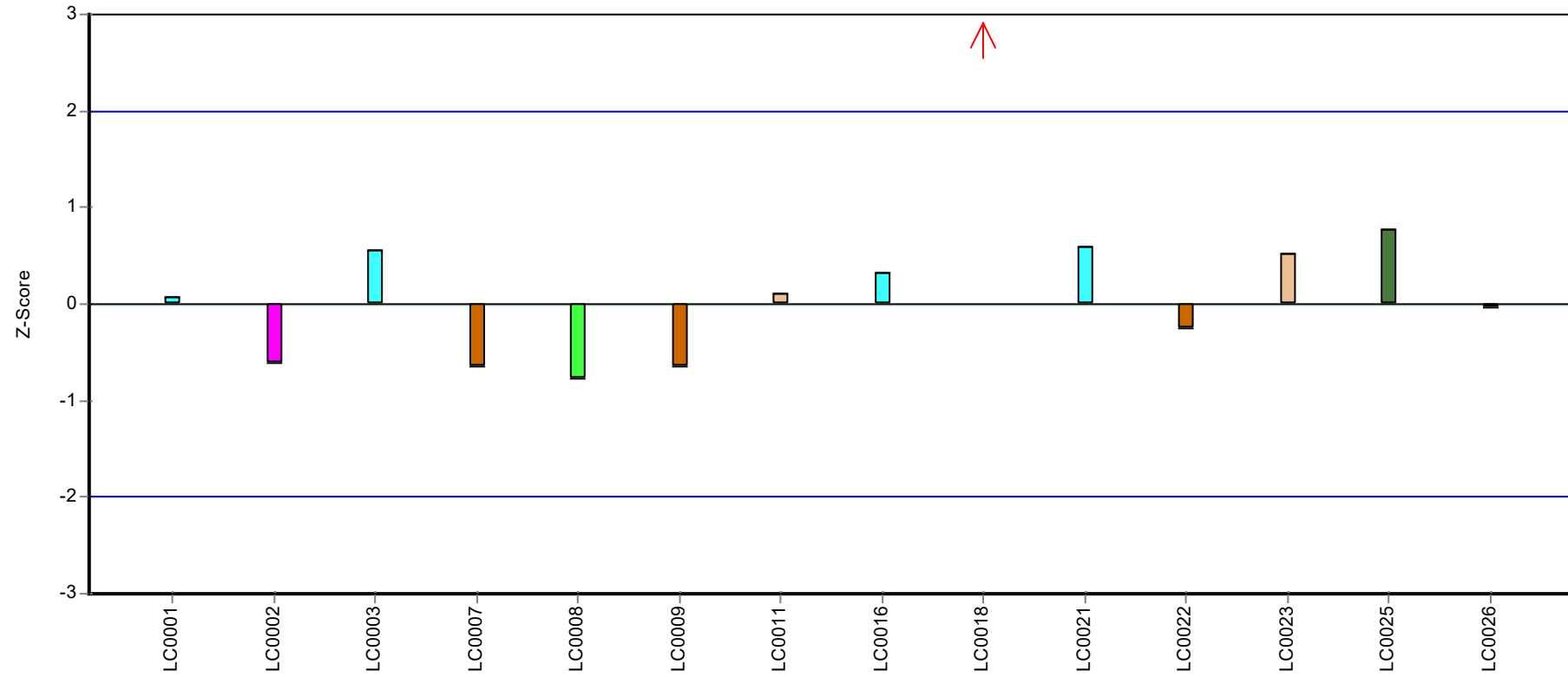
Results



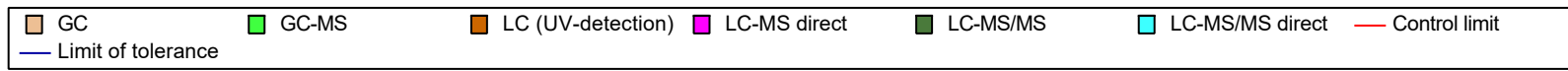
Recovery rate



Z-score



Laboratory



Parameter oriented report

H109 A

Simazine

Unit	µg/l
Assigned value ± U (k=2)	0.225 ± 0.00929
Criterion	0.0247 (11 %)
Minimum - Maximum	0.173 - 0.275
Control test value ± U (k=2)	0.225 ± 0.0337

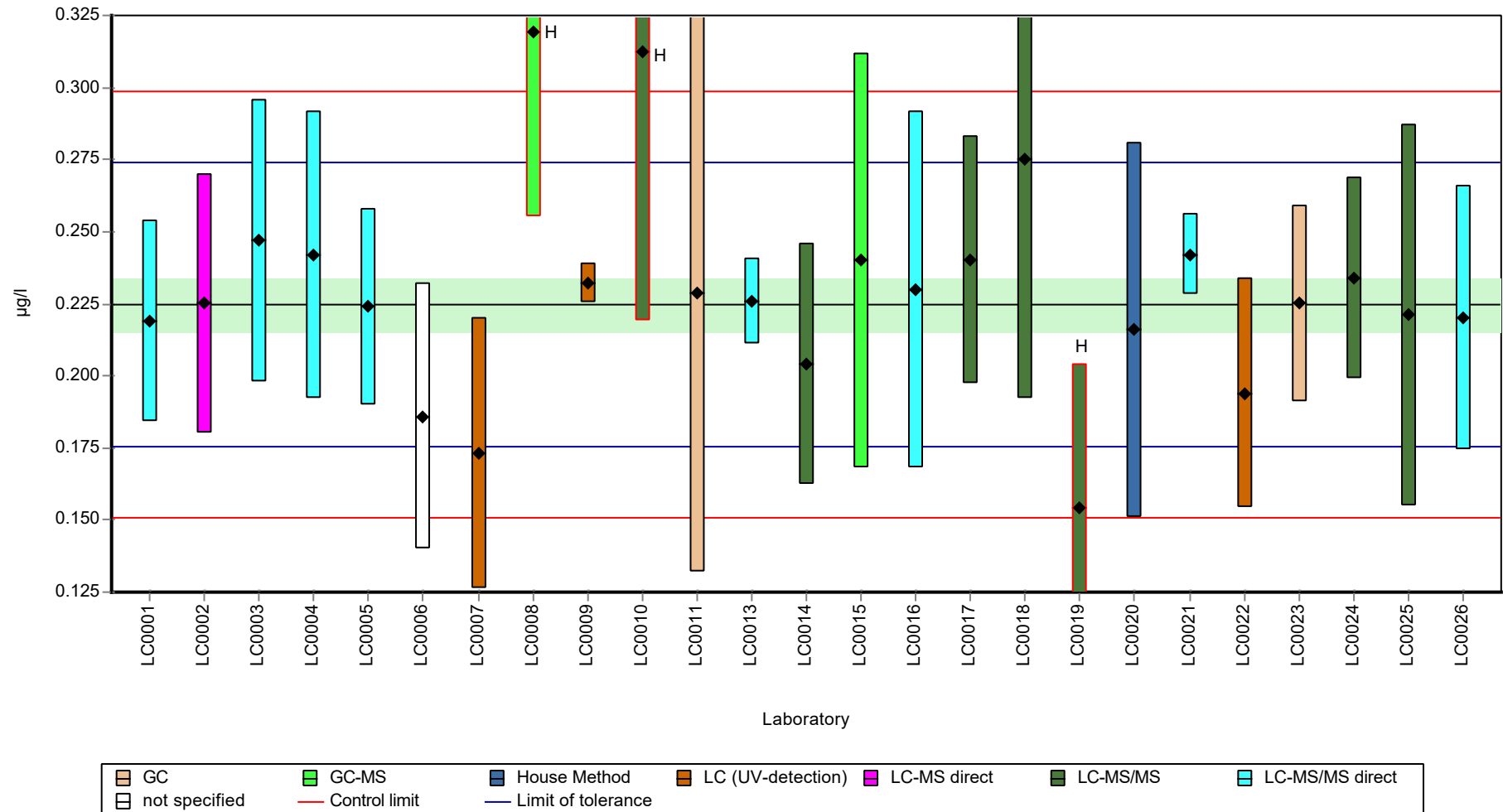
Labcode	Result	± U	Recovery [%]	z-score	Comments
LC0001	0.219	0.035	97.5	-0.23	
LC0002	0.225	0.045	100	0.01	
LC0003	0.247	0.049	110	0.9	
LC0004	0.242	0.05	108	0.7	
LC0005	0.224	0.034	99.7	-0.03	
LC0006	0.186	0.046	82.8	-1.57	
LC0007	0.173	0.047	77	-2.09	
LC0008	0.319	0.064	142	3.81	H
LC0009	0.232	0.007	103	0.29	
LC0010	0.31246	0.09374	139	3.55	H
LC0011	0.229	0.097	102	0.17	
LC0012	-	-	-	-	
LC0013	0.226	0.015	101	0.05	
LC0014	0.204	0.042	90.8	-0.84	
LC0015	0.24	0.072	107	0.62	
LC0016	0.23	0.062	102	0.21	
LC0017	0.24	0.043	107	0.62	
LC0018	0.275	0.083	122	2.03	
LC0019	0.1543	0.05	68.7	-2.85	H
LC0020	0.216	0.065	96.1	-0.35	
LC0021	0.242	0.014	108	0.7	
LC0022	0.194	0.04	86.3	-1.24	
LC0023	0.225	0.034	100	0.01	
LC0024	0.234	0.035	104	0.38	
LC0025	0.221	0.0663	98.3	-0.15	
LC0026	0.22	0.046	97.9	-0.19	

Characteristics of parameter

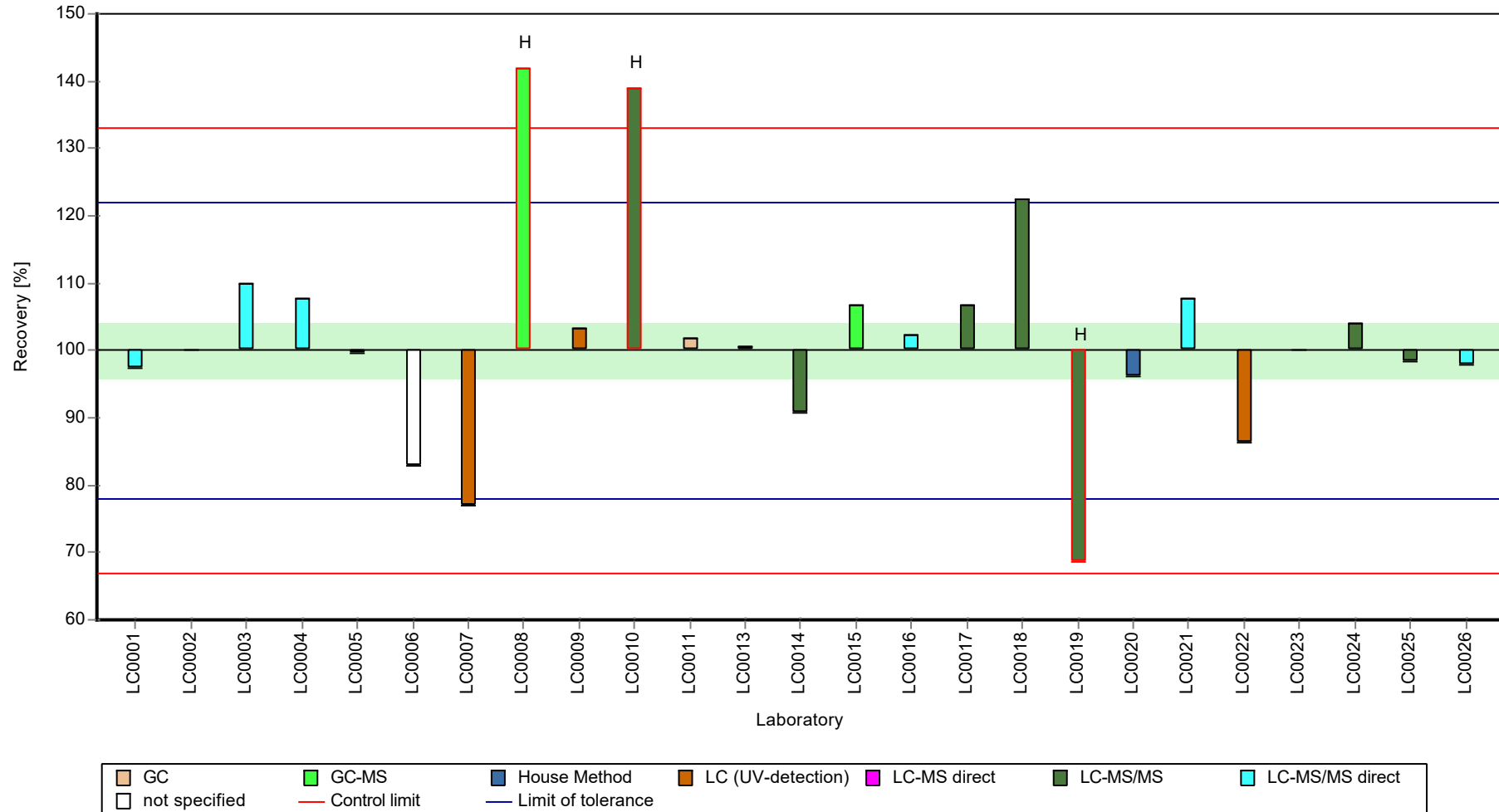
	all results	without outliers	Unit
Mean ± CI (99%)	0.229 ± 0.0216	0.225 ± 0.0139	µg/l
Minimum	0.154	0.173	µg/l
Maximum	0.319	0.275	µg/l
Standard deviation	0.0359	0.0218	µg/l
rel. standard deviation	15.7	9.69	%
n	25	22	-

Graphical presentation of results

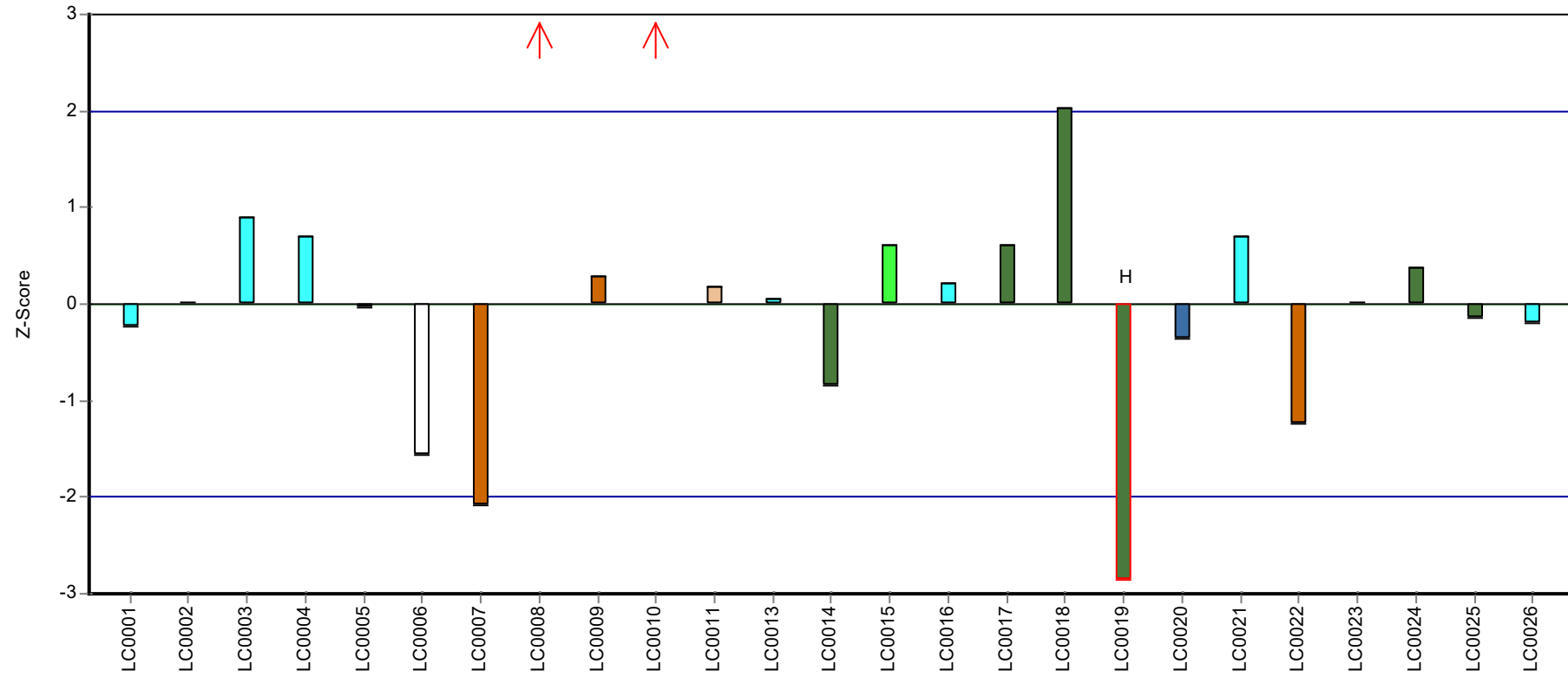
Results



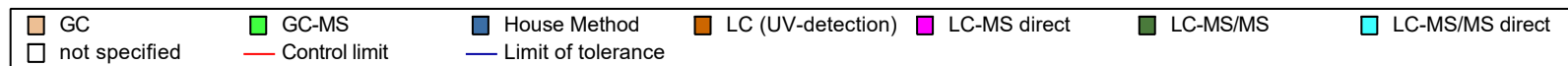
Recovery rate



Z-score



Laboratory



Parameter oriented report

H109 B

Simazine

Unit	µg/l
Assigned value ± U (k=2)	0.215 ± 0.00823
Criterion	0.0236 (11 %)
Minimum - Maximum	0.167 - 0.256
Control test value ± U (k=2)	0.212 ± 0.0318

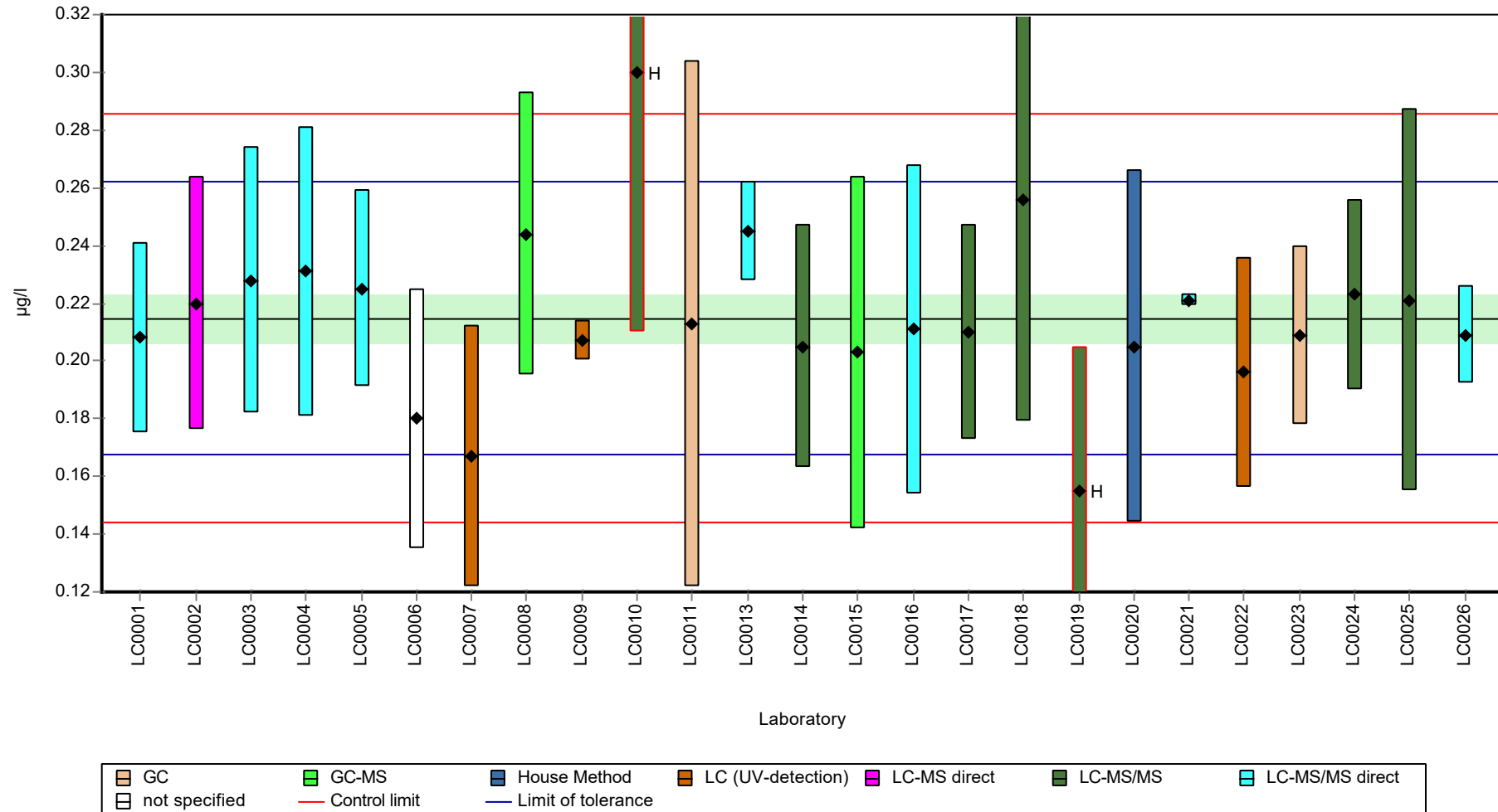
Labcode	Result	± U	Recovery [%]	z-score	Comments
LC0001	0.208	0.033	96.9	-0.28	
LC0002	0.22	0.044	102	0.23	
LC0003	0.228	0.046	106	0.56	
LC0004	0.231	0.05	108	0.69	
LC0005	0.225	0.034	105	0.44	
LC0006	0.18	0.045	83.9	-1.47	
LC0007	0.167	0.045	77.8	-2.02	
LC0008	0.244	0.049	114	1.24	
LC0009	0.207	0.007	96.4	-0.32	
LC0010	0.3	0.09	140	3.61	H
LC0011	0.213	0.091	99.2	-0.07	
LC0012	-	-	-	-	
LC0013	0.245	0.017	114	1.29	
LC0014	0.205	0.042	95.5	-0.41	
LC0015	0.203	0.061	94.6	-0.49	
LC0016	0.211	0.057	98.3	-0.15	
LC0017	0.21	0.037	97.8	-0.2	
LC0018	0.256	0.077	119	1.75	
LC0019	0.155	0.05	72.2	-2.53	H
LC0020	0.205	0.061	95.5	-0.41	
LC0021	0.221	0.0021	103	0.27	
LC0022	0.196	0.04	91.3	-0.79	
LC0023	0.209	0.031	97.4	-0.24	
LC0024	0.223	0.033	104	0.35	
LC0025	0.221	0.0663	103	0.27	
LC0026	0.209	0.017	97.4	-0.24	

Characteristics of parameter

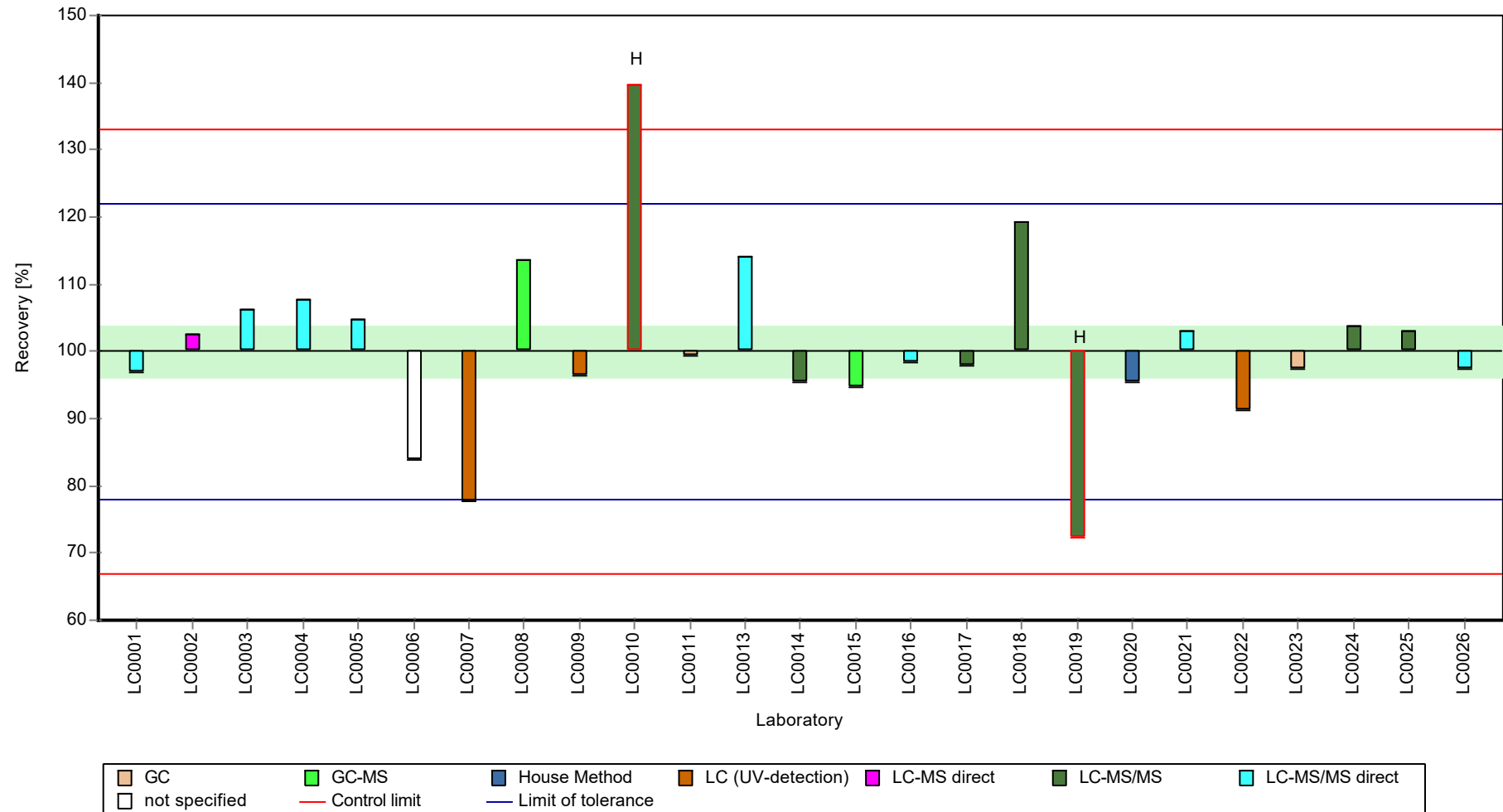
	all results	without outliers	Unit
Mean ± CI (99%)	0.216 ± 0.0171	0.215 ± 0.0123	µg/l
Minimum	0.155	0.167	µg/l
Maximum	0.3	0.256	µg/l
Standard deviation	0.0284	0.0197	µg/l
rel. standard deviation	13.2	9.19	%
n	25	23	-

Graphical presentation of results

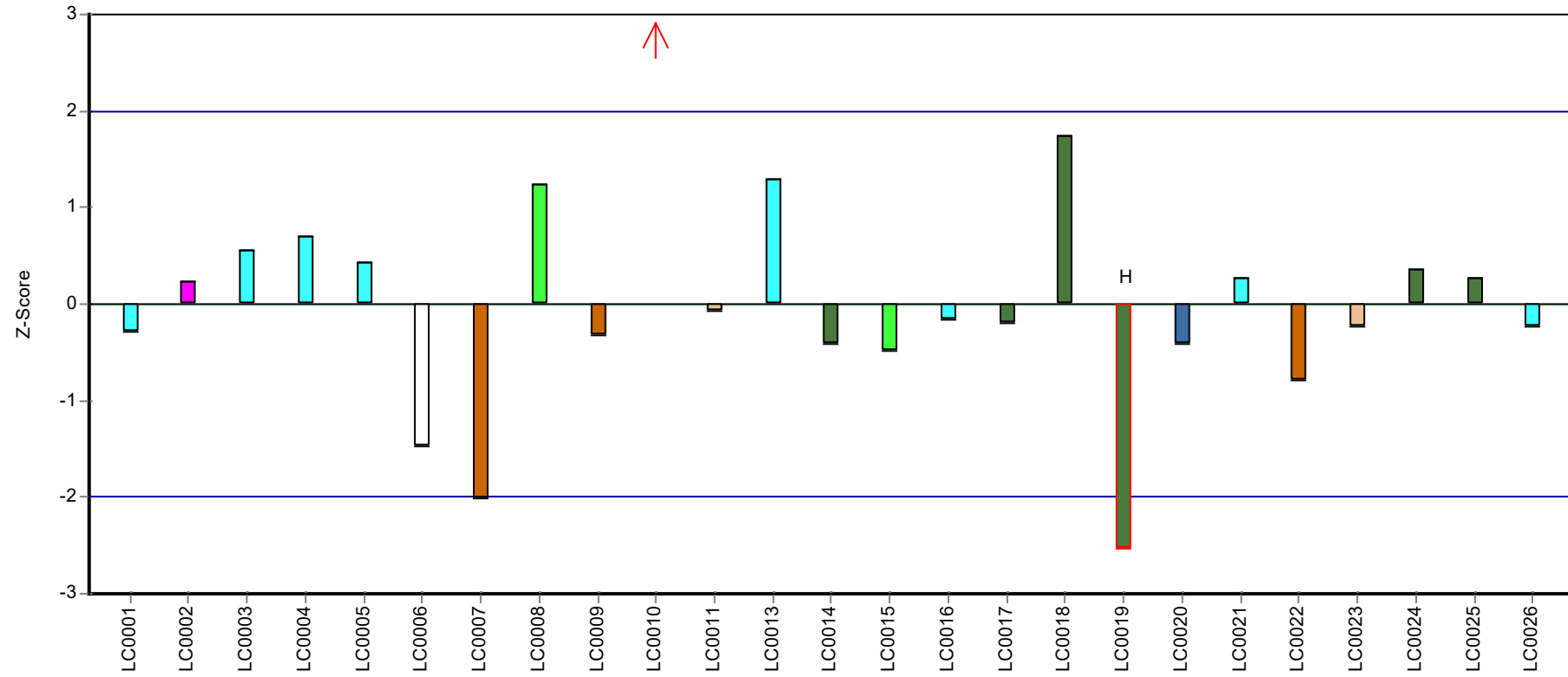
Results



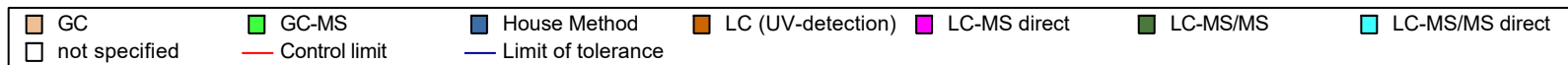
Recovery rate



Z-score



Laboratory



Parameter oriented report

H109 A

Terbutylazine

Unit	µg/l
Assigned value ± U (k=2)	0.202 ± 0.00656
Criterion	0.0222 (11 %)
Minimum - Maximum	0.175 - 0.24
Control test value ± U (k=2)	0.202 ± 0.0303

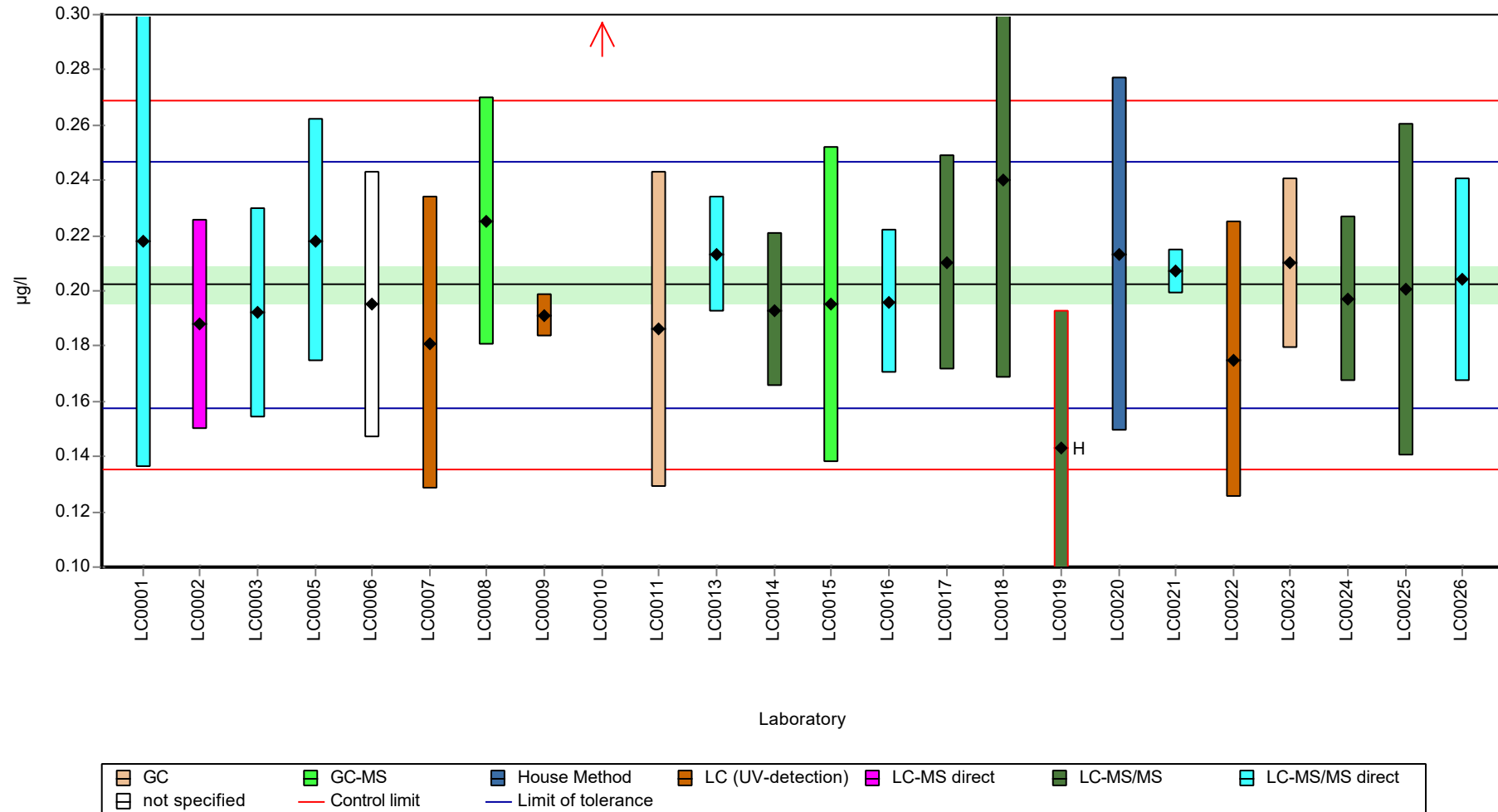
Labcode	Result	± U	Recovery [%]	z-score	Comments
LC0001	0.218	0.082	108	0.71	
LC0002	0.188	0.038	93	-0.64	
LC0003	0.192	0.038	95	-0.46	
LC0004	-	-	-	-	
LC0005	0.218	0.044	108	0.71	
LC0006	0.195	0.048	96.5	-0.32	
LC0007	0.181	0.053	89.5	-0.95	
LC0008	0.225	0.045	111	1.03	
LC0009	0.191	0.008	94.5	-0.5	
LC0010	0.96336	0.28901	477	34.2	H
LC0011	0.186	0.057	92	-0.73	
LC0012	-	-	-	-	
LC0013	0.213	0.021	105	0.49	
LC0014	0.193	0.028	95.5	-0.41	
LC0015	0.195	0.057	96.5	-0.32	
LC0016	0.196	0.026	97	-0.28	
LC0017	0.21	0.039	104	0.35	
LC0018	0.24	0.072	119	1.7	
LC0019	0.143	0.05	70.7	-2.66	H
LC0020	0.213	0.064	105	0.49	
LC0021	0.207	0.0081	102	0.22	
LC0022	0.175	0.05	86.6	-1.22	
LC0023	0.21	0.031	104	0.35	
LC0024	0.197	0.03	97.4	-0.23	
LC0025	0.2005	0.06015	99.2	-0.07	
LC0026	0.204	0.037	101	0.08	

Characteristics of parameter

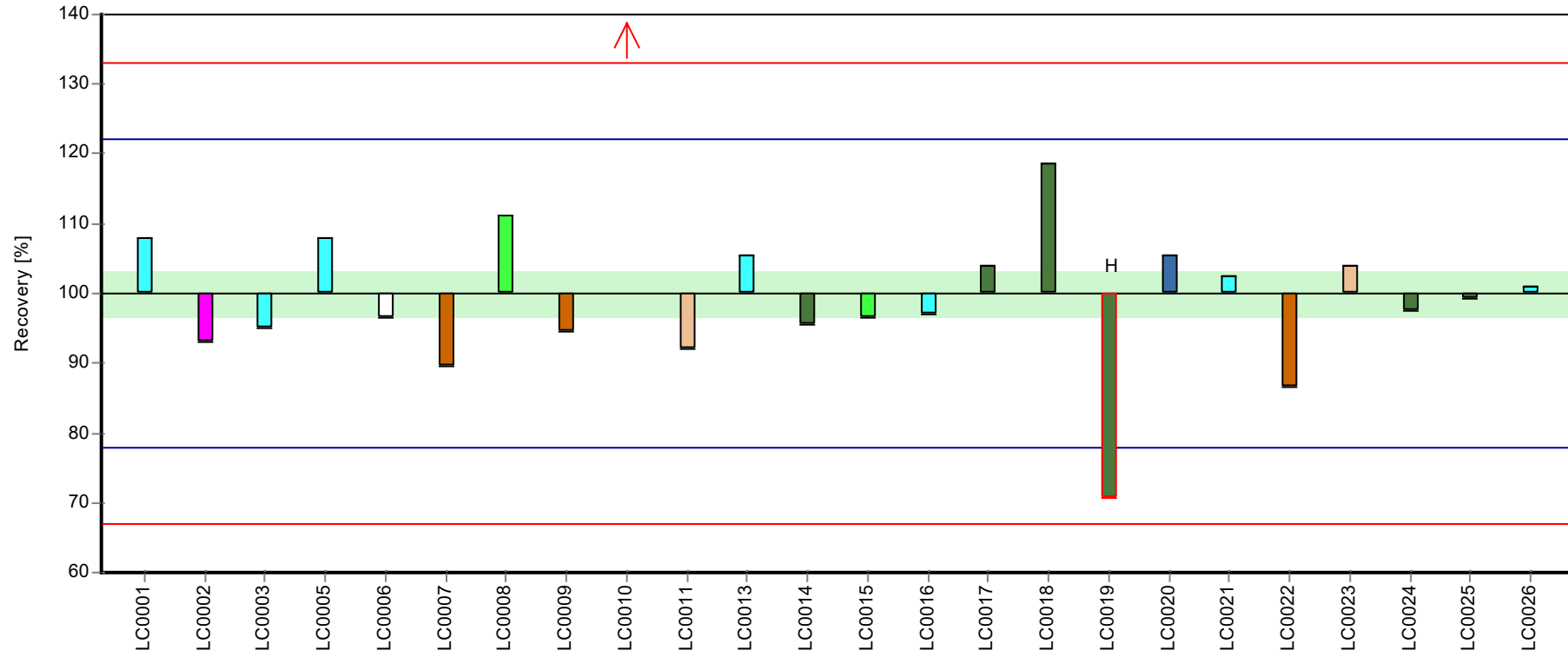
	all results	without outliers	Unit
Mean ± CI (99%)	0.231 ± 0.0962	0.202 ± 0.00984	µg/l
Minimum	0.143	0.175	µg/l
Maximum	0.963	0.24	µg/l
Standard deviation	0.157	0.0154	µg/l
rel. standard deviation	67.9	7.61	%
n	24	22	-

Graphical presentation of results

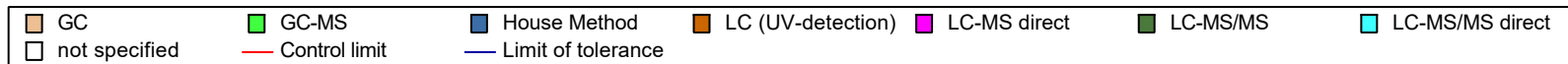
Results



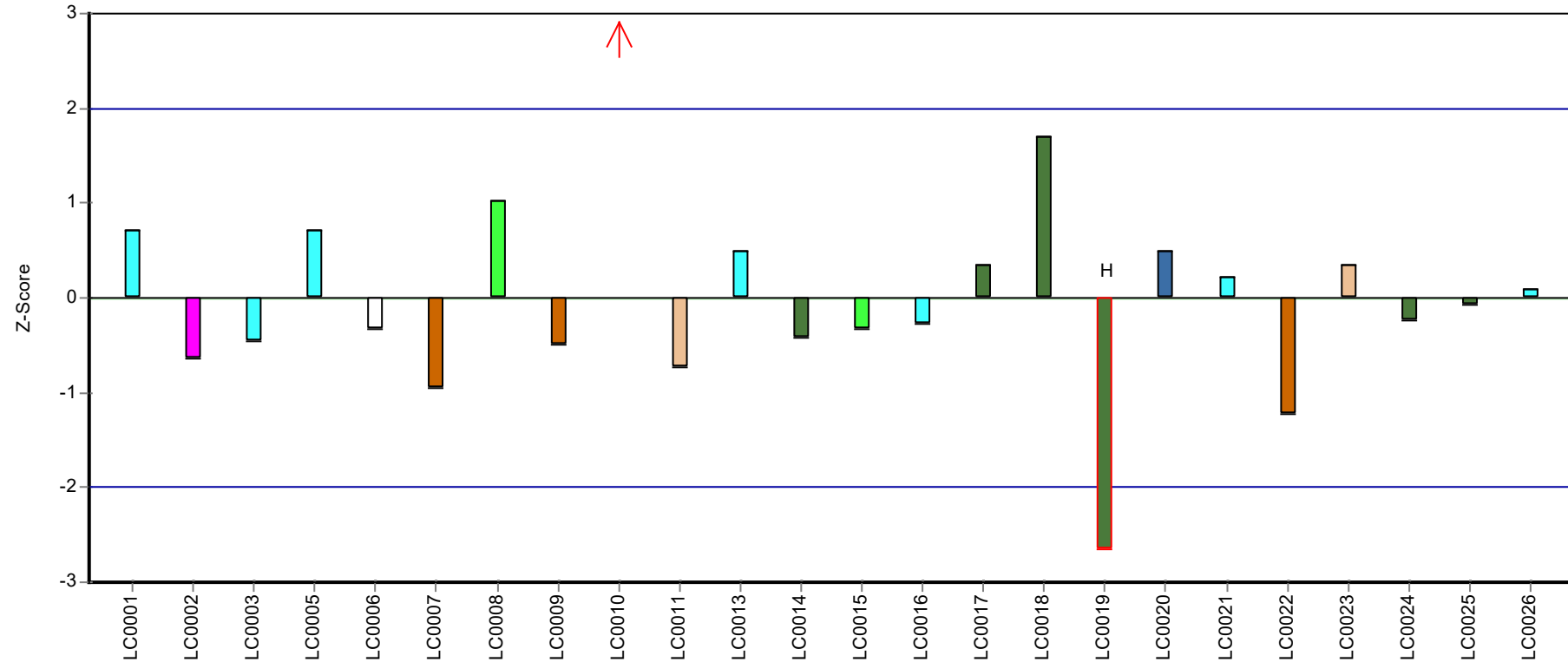
Recovery rate



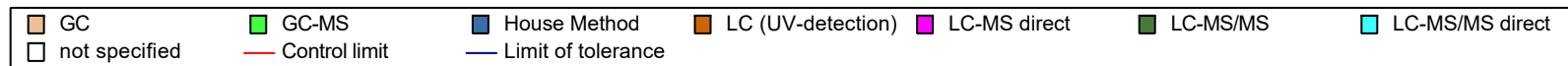
Laboratory



Z-score



Laboratory



Parameter oriented report

H109 B

Terbutylazine

Unit	µg/l
Assigned value ± U (k=2)	0.354 ± 0.0123
Criterion	0.039 (11 %)
Minimum - Maximum	0.292 - 0.435
Control test value ± U (k=2)	0.350 ± 0.0524

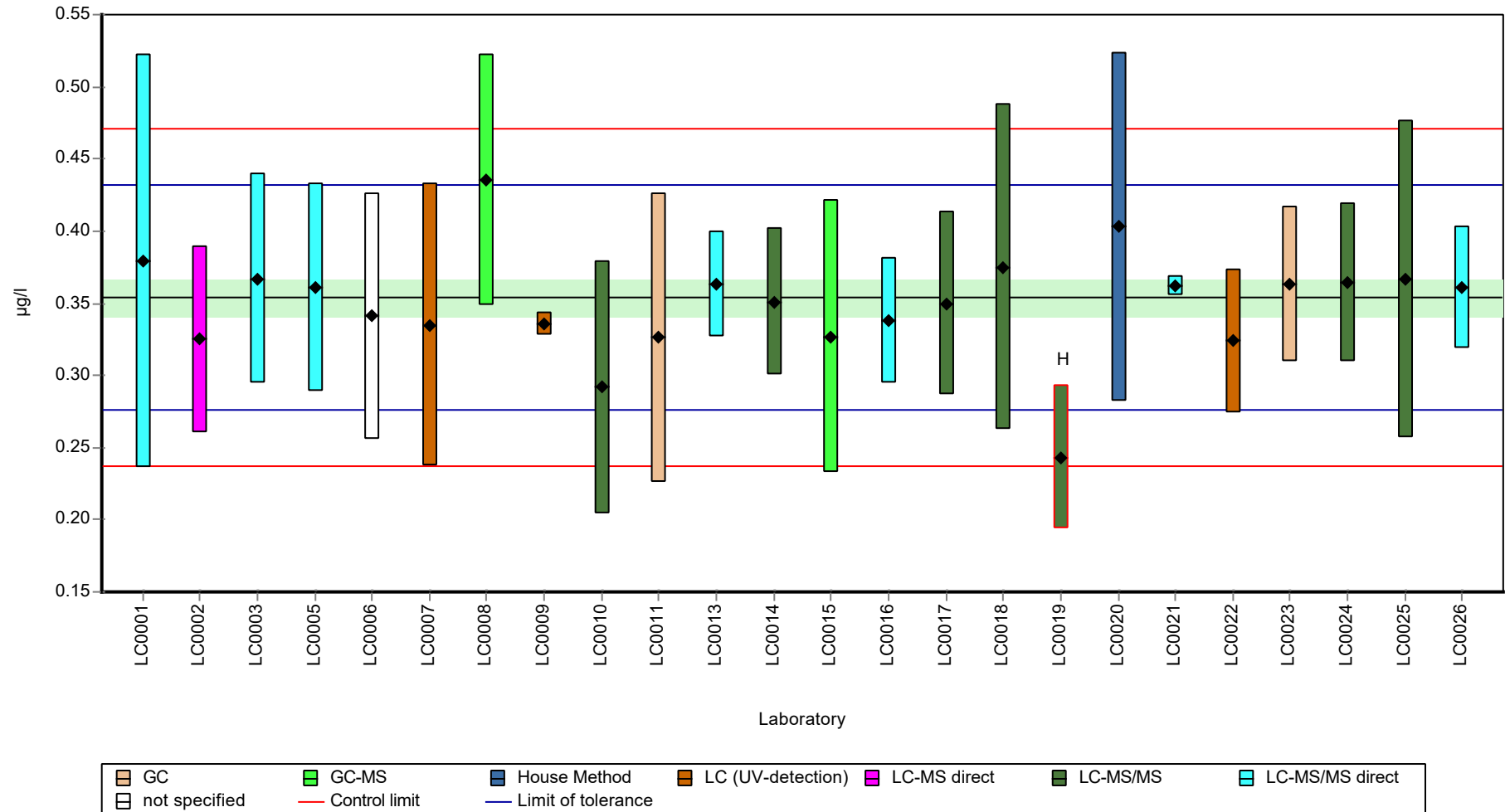
Labcode	Result	± U	Recovery [%]	z-score	Comments
LC0001	0.379	0.143	107	0.64	
LC0002	0.325	0.065	91.8	-0.75	
LC0003	0.367	0.073	104	0.33	
LC0004	-	-	-	-	
LC0005	0.361	0.072	102	0.18	
LC0006	0.341	0.085	96.3	-0.34	
LC0007	0.335	0.098	94.6	-0.49	
LC0008	0.435	0.087	123	2.08	
LC0009	0.336	0.008	94.9	-0.47	
LC0010	0.29185	0.08755	82.4	-1.6	
LC0011	0.326	0.1	92.1	-0.72	
LC0012	-	-	-	-	
LC0013	0.363	0.037	103	0.23	
LC0014	0.351	0.051	99.1	-0.08	
LC0015	0.327	0.095	92.3	-0.7	
LC0016	0.338	0.044	95.4	-0.41	
LC0017	0.35	0.064	98.8	-0.11	
LC0018	0.375	0.113	106	0.54	
LC0019	0.243	0.05	68.6	-2.85	H
LC0020	0.403	0.121	114	1.25	
LC0021	0.362	0.0069	102	0.2	
LC0022	0.324	0.05	91.5	-0.77	
LC0023	0.363	0.054	103	0.23	
LC0024	0.364	0.055	103	0.25	
LC0025	0.367	0.1101	104	0.33	
LC0026	0.361	0.042	102	0.18	

Characteristics of parameter

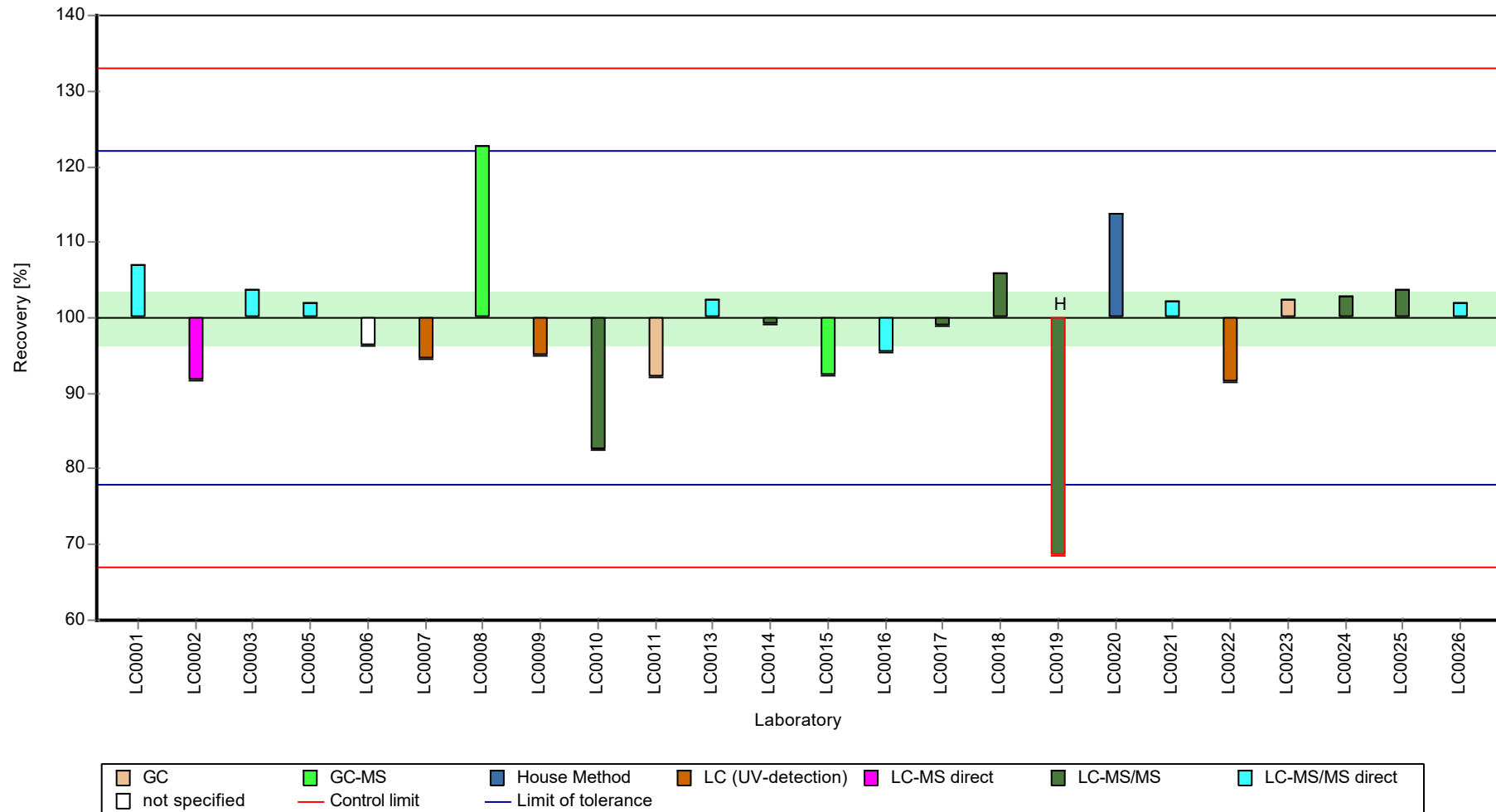
	all results	without outliers	Unit
Mean ± CI (99%)	0.349 ± 0.0224	0.354 ± 0.0184	µg/l
Minimum	0.243	0.292	µg/l
Maximum	0.435	0.435	µg/l
Standard deviation	0.0366	0.0294	µg/l
rel. standard deviation	10.5	8.31	%
n	24	23	-

Graphical presentation of results

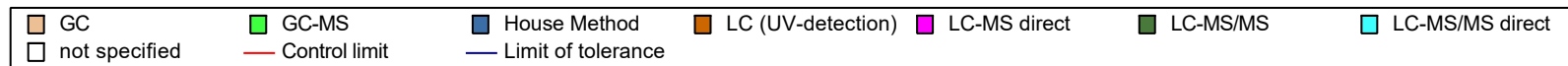
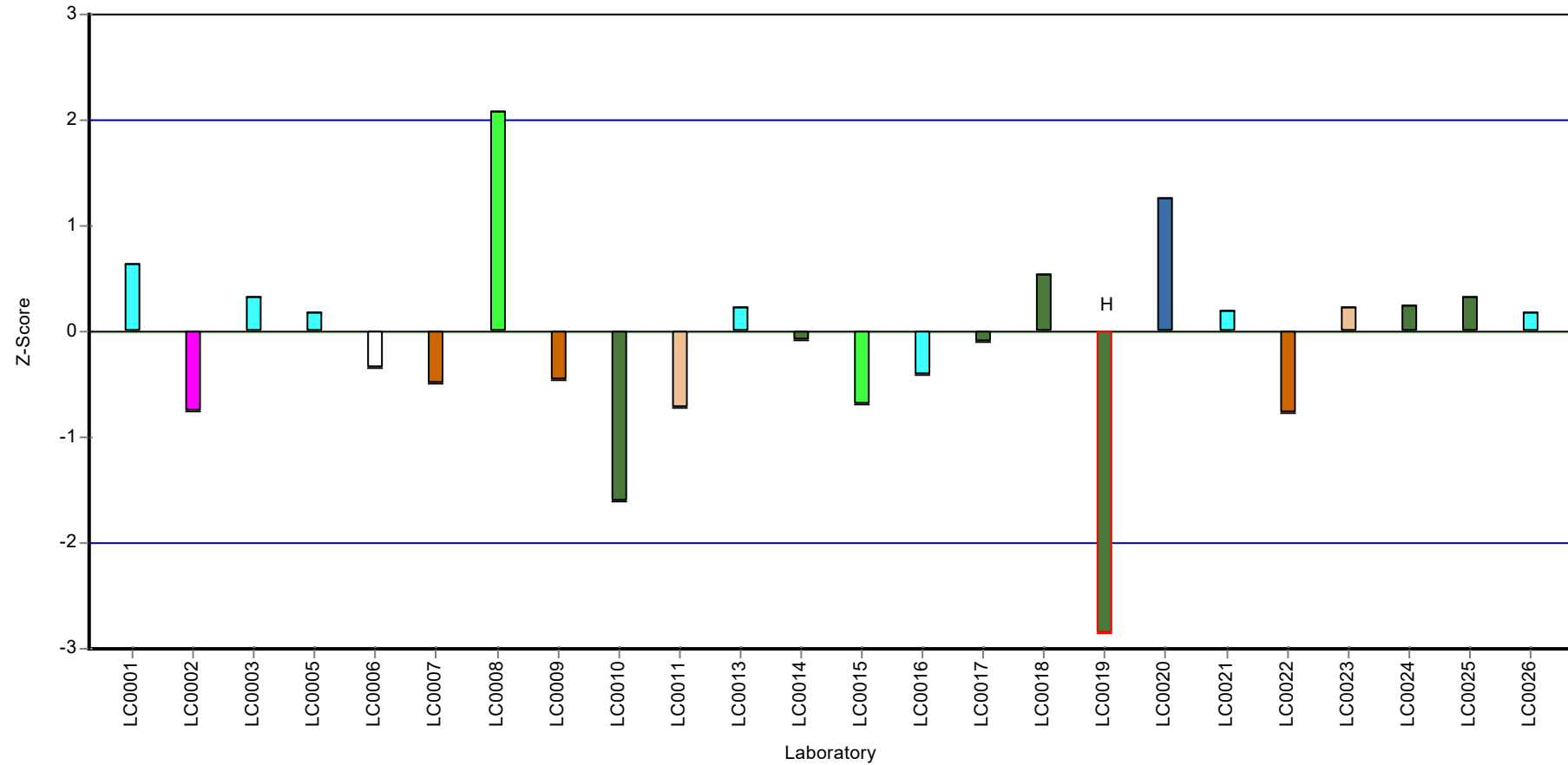
Results



Recovery rate



Z-score



Parameter oriented report

H109 A

Terbutylazine-desethyl

Unit	µg/l
Assigned value ± U (k=2)	0.839 ± 0.038
Criterion	0.0923 (11 %)
Minimum - Maximum	0.621 - 1.05
Control test value ± U (k=2)	0.845 ± 0.127

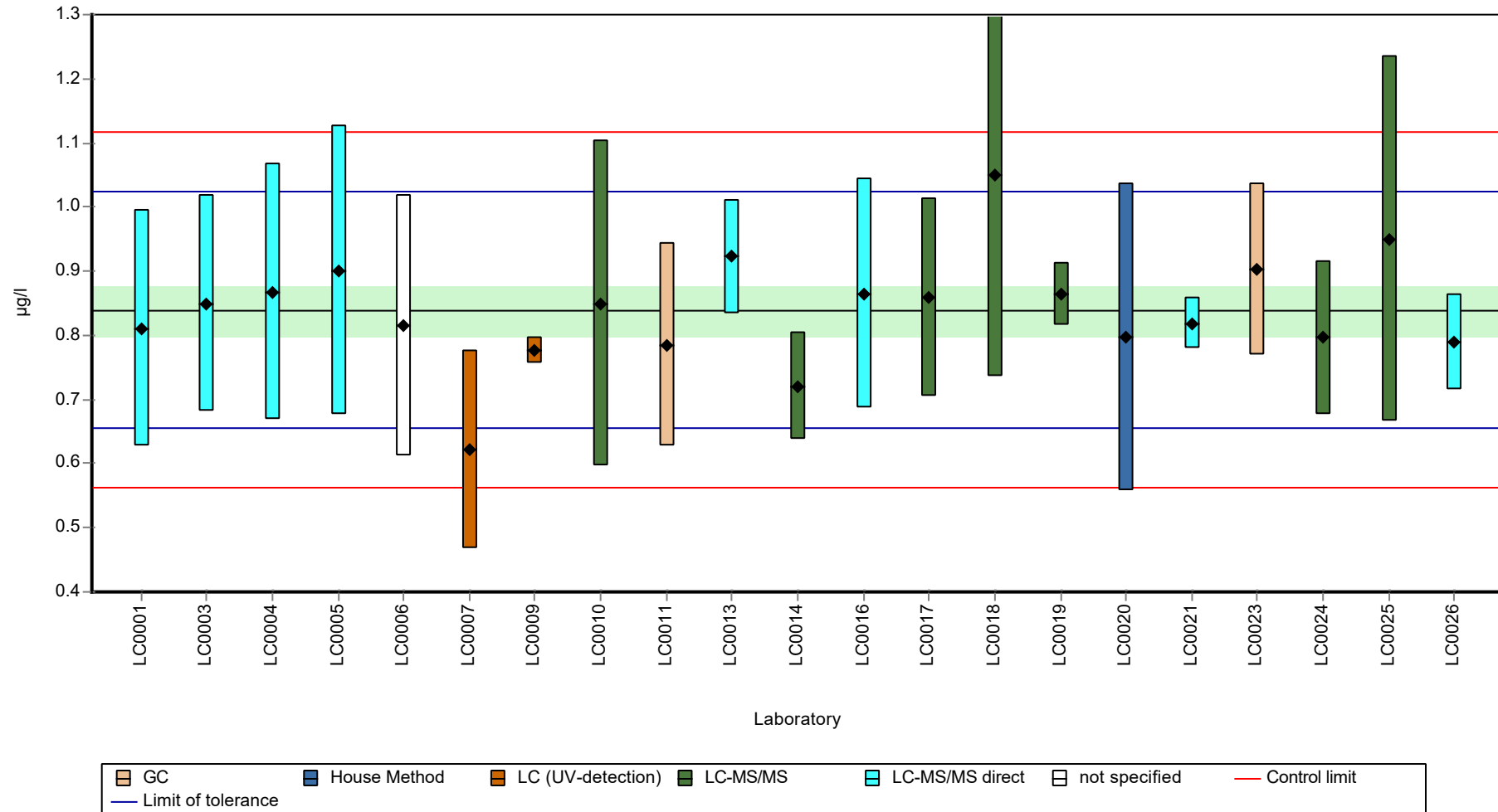
Labcode	Result	± U	Recovery [%]	z-score	Comments
LC0001	0.811	0.185	96.7	-0.3	
LC0002	-	-	-	-	
LC0003	0.85	0.17	101	0.12	
LC0004	0.868	0.2	103	0.32	
LC0005	0.901	0.225	107	0.67	
LC0006	0.816	0.204	97.3	-0.25	
LC0007	0.621	0.155	74	-2.36	
LC0008	-	-	-	-	
LC0009	0.776	0.021	92.5	-0.68	
LC0010	0.84963	0.25489	101	0.12	
LC0011	0.785	0.158	93.6	-0.58	
LC0012	-	-	-	-	
LC0013	0.923	0.089	110	0.91	
LC0014	0.72	0.084	85.8	-1.29	
LC0015	-	-	-	-	
LC0016	0.865	0.18	103	0.28	
LC0017	0.86	0.155	103	0.23	
LC0018	1.051	0.315	125	2.3	
LC0019	0.864	0.05	103	0.27	
LC0020	0.798	0.24	95.1	-0.44	
LC0021	0.819	0.04	97.6	-0.21	
LC0022	-	-	-	-	
LC0023	0.903	0.135	108	0.69	
LC0024	0.796	0.119	94.9	-0.47	
LC0025	0.9505	0.28515	113	1.21	
LC0026	0.789	0.075	94.1	-0.54	

Characteristics of parameter

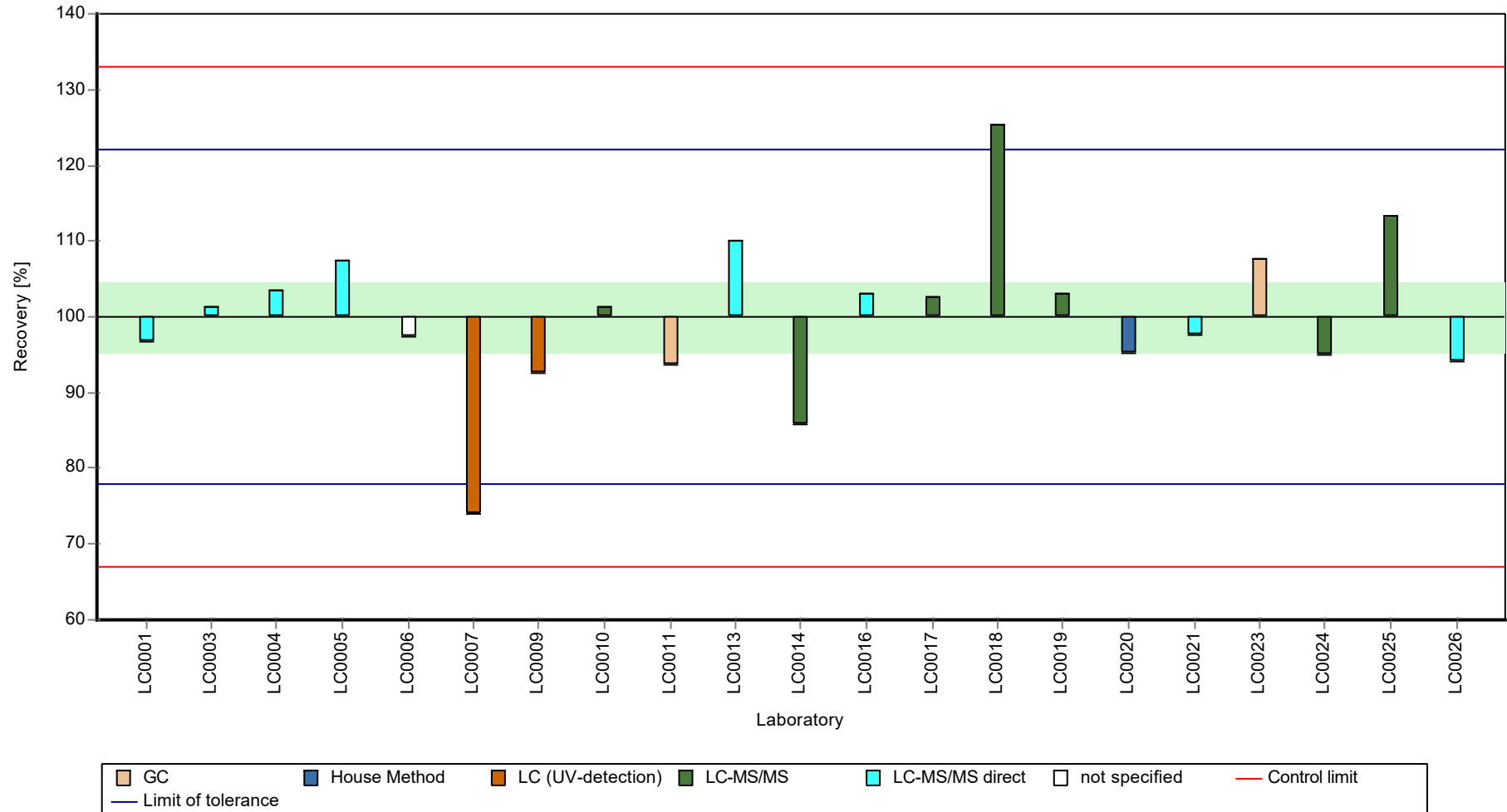
	all results	without outliers	Unit
Mean ± CI (99%)	0.839 ± 0.057	0.839 ± 0.057	µg/l
Minimum	0.621	0.621	µg/l
Maximum	1.05	1.05	µg/l
Standard deviation	0.087	0.087	µg/l
rel. standard deviation	10.4	10.4	%
n	21	21	-

Graphical presentation of results

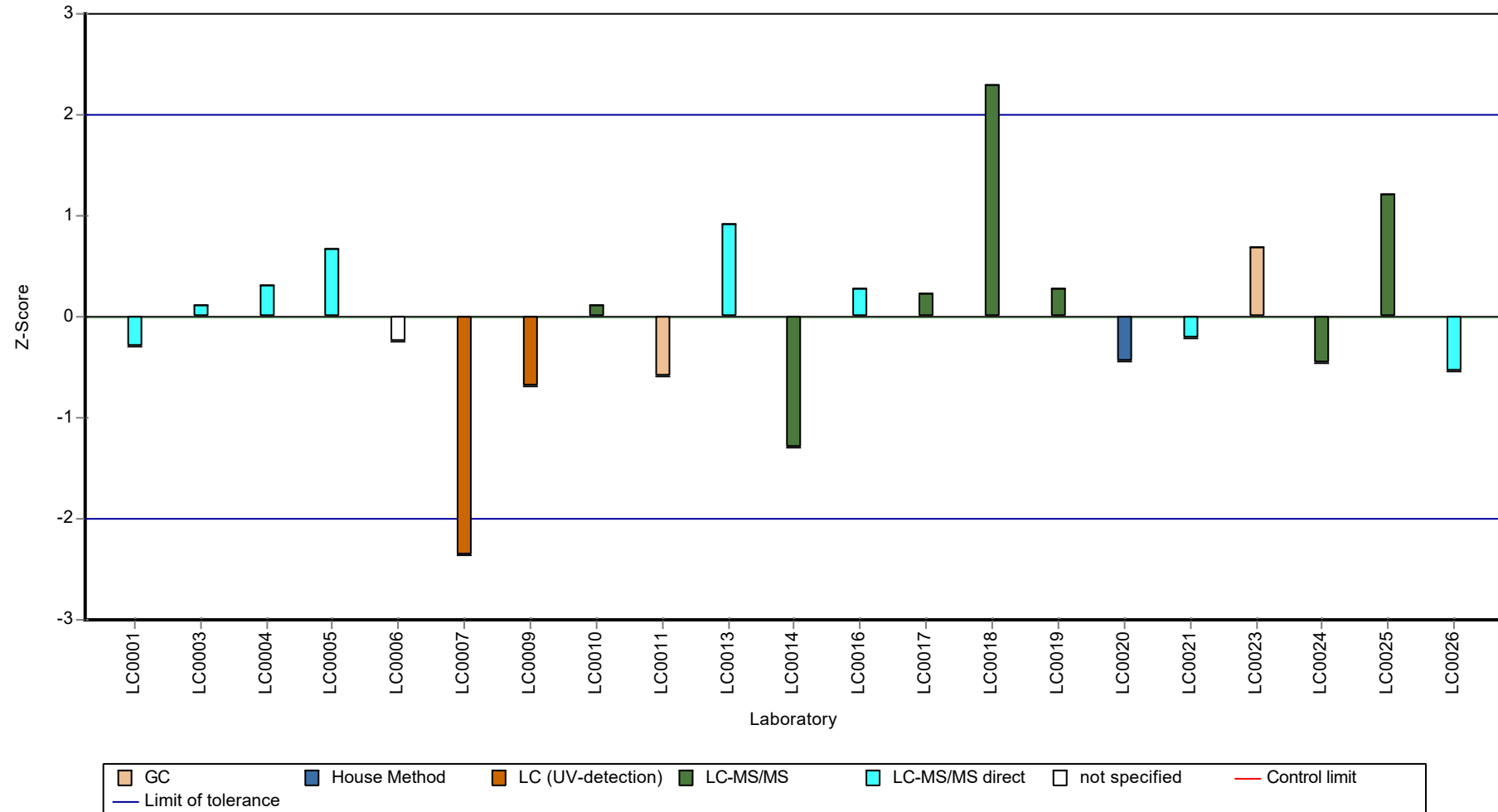
Results



Recovery rate



Z-score



Parameter oriented report

H109 B

Terbutylazine-desethyl

Unit	µg/l
Assigned value ± U (k=2)	0.248 ± 0.00902
Criterion	0.0273 (11 %)
Minimum - Maximum	0.215 - 0.293
Control test value ± U (k=2)	0.246 ± 0.0368

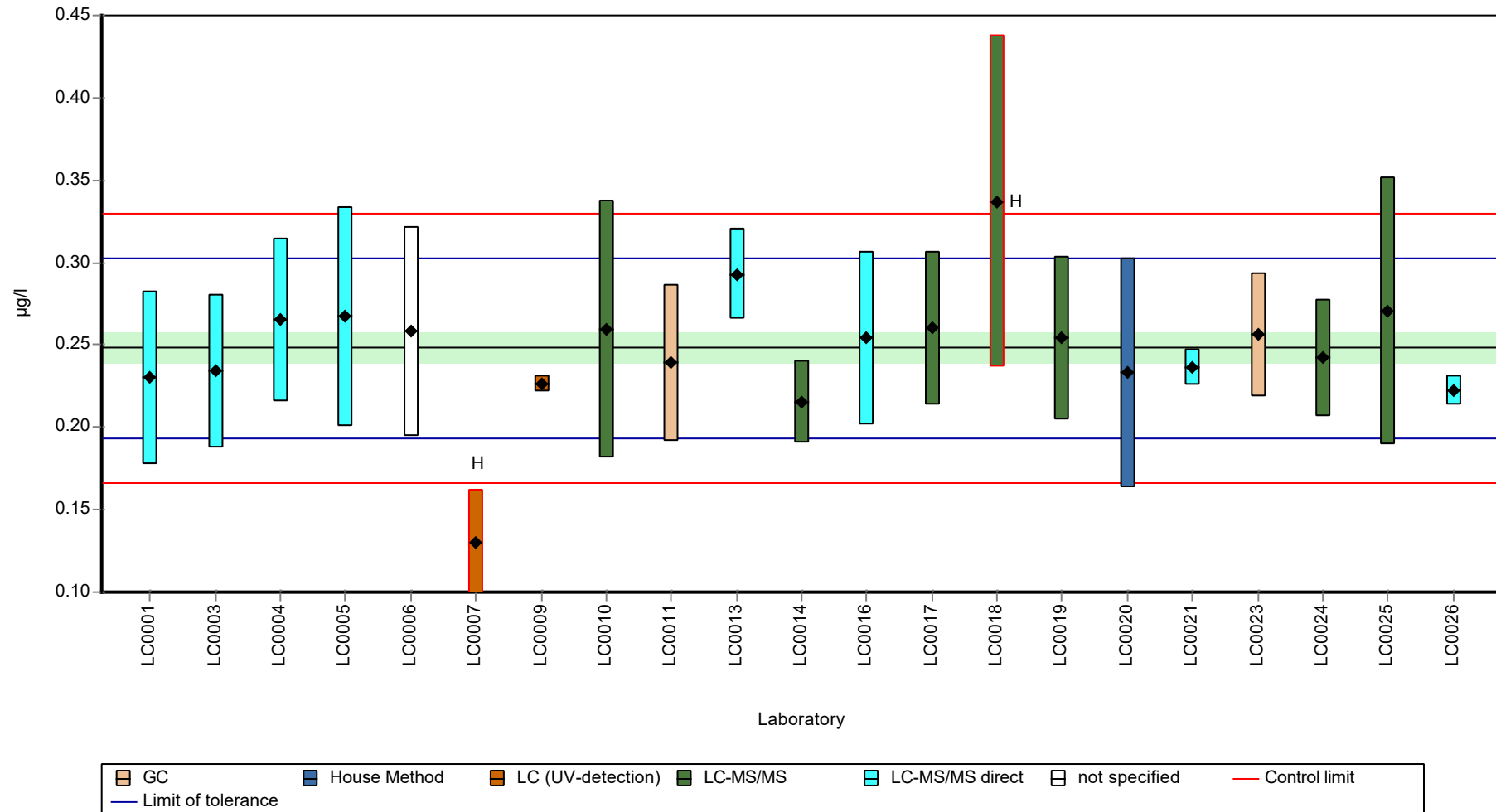
Labcode	Result	± U	Recovery [%]	z-score	Comments
LC0001	0.23	0.053	92.7	-0.66	
LC0002	-	-	-	-	
LC0003	0.234	0.047	94.3	-0.52	
LC0004	0.265	0.05	107	0.62	
LC0005	0.267	0.067	108	0.69	
LC0006	0.258	0.064	104	0.36	
LC0007	0.13	0.032	52.4	-4.33	H
LC0008	-	-	-	-	
LC0009	0.226	0.005	91.1	-0.81	
LC0010	0.25956	0.07787	105	0.42	
LC0011	0.239	0.048	96.3	-0.33	
LC0012	-	-	-	-	
LC0013	0.293	0.028	118	1.64	
LC0014	0.215	0.025	86.7	-1.21	
LC0015	-	-	-	-	
LC0016	0.254	0.053	102	0.22	
LC0017	0.26	0.047	105	0.44	
LC0018	0.337	0.101	136	3.26	H
LC0019	0.254	0.05	102	0.22	
LC0020	0.233	0.07	93.9	-0.55	
LC0021	0.236	0.011	95.1	-0.44	
LC0022	-	-	-	-	
LC0023	0.256	0.038	103	0.29	
LC0024	0.242	0.036	97.5	-0.22	
LC0025	0.2705	0.08115	109	0.82	
LC0026	0.222	0.009	89.5	-0.96	

Characteristics of parameter

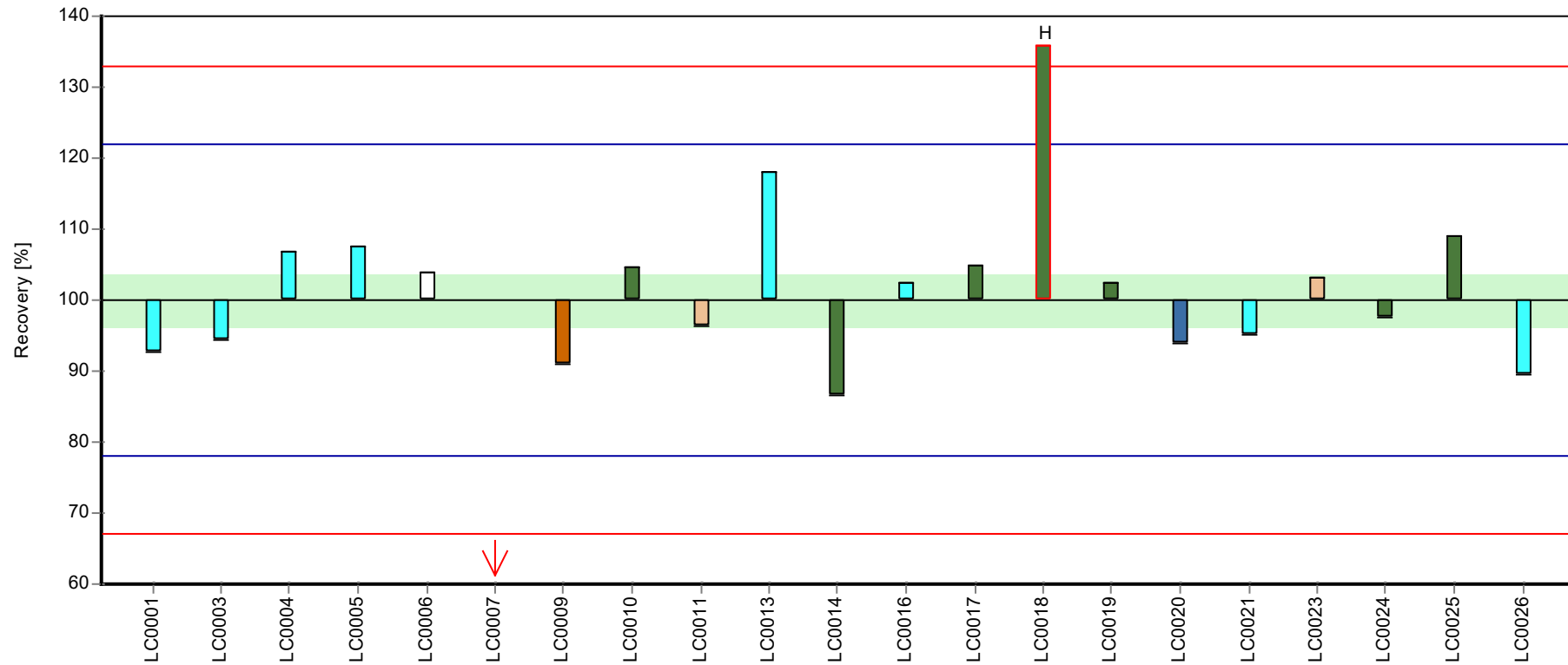
	all results	without outliers	Unit
Mean ± CI (99%)	0.247 ± 0.0248	0.248 ± 0.0135	µg/l
Minimum	0.13	0.215	µg/l
Maximum	0.337	0.293	µg/l
Standard deviation	0.0379	0.0196	µg/l
rel. standard deviation	15.4	7.92	%
n	21	19	-

Graphical presentation of results

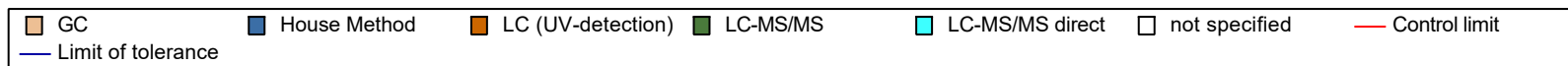
Results



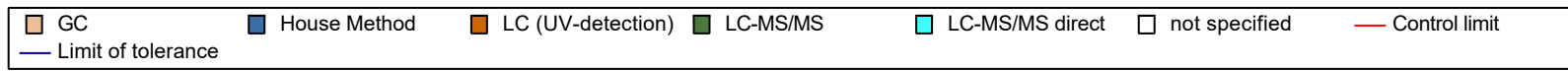
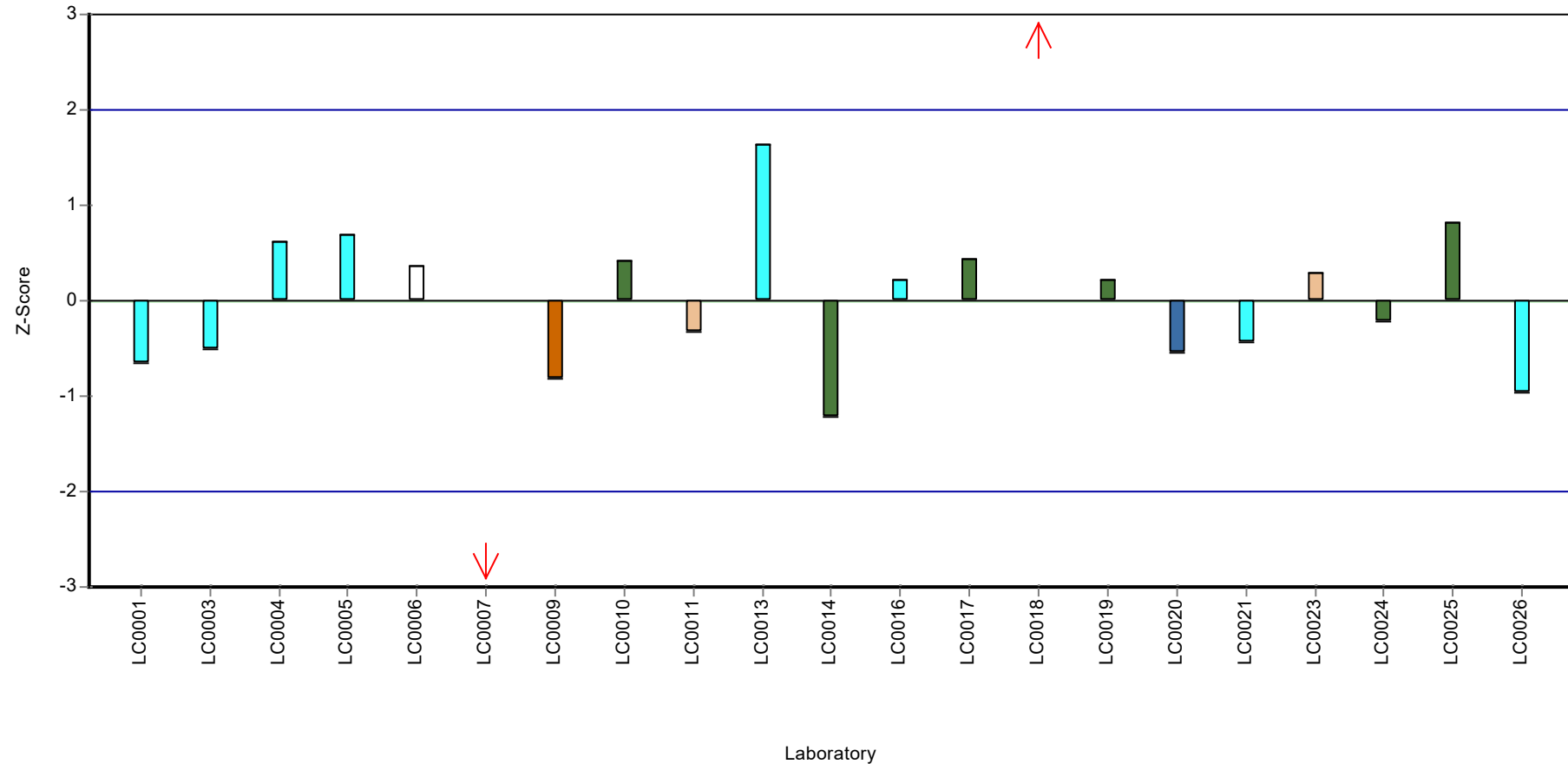
Recovery rate



Laboratory



Z-score



Parameter oriented report

H109 A

Terbutryn

Unit	µg/l
Assigned value ± U (k=2)	1.09 ± 0.0266
Criterion	0.109 (10 %)
Minimum - Maximum	0.986 - 1.19
Control test value ± U (k=2)	1.080 ± 0.162

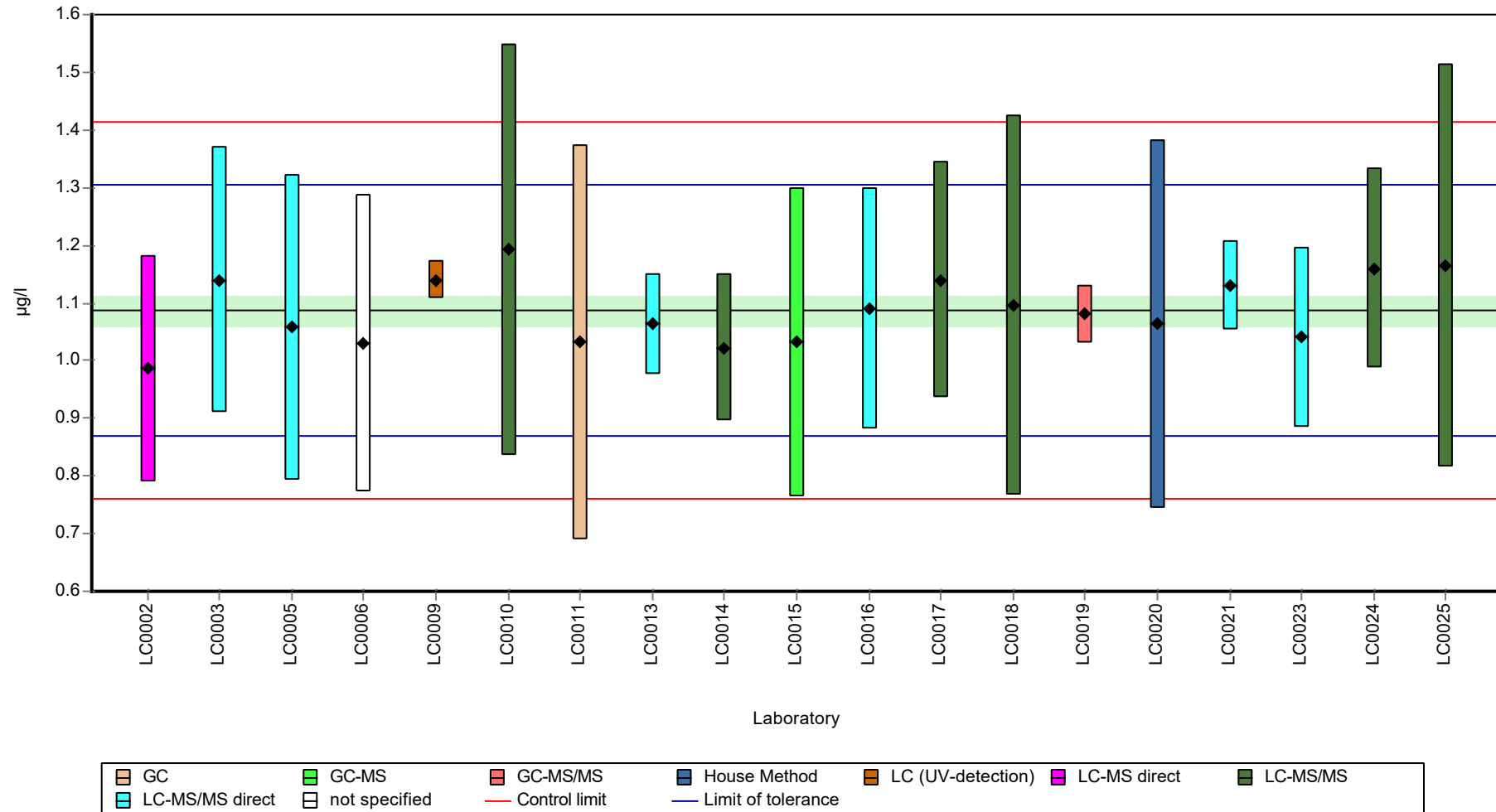
Labcode	Result	± U	Recovery [%]	z-score	Comments
LC0001	-	-	-	-	
LC0002	0.986	0.197	90.7	-0.93	
LC0003	1.14	0.23	105	0.48	
LC0004	-	-	-	-	
LC0005	1.058	0.265	97.3	-0.27	
LC0006	1.03	0.257	94.7	-0.53	
LC0007	-	-	-	-	
LC0008	-	-	-	-	
LC0009	1.14	0.033	105	0.48	
LC0010	1.1921	0.35763	110	0.96	
LC0011	1.032	0.343	94.9	-0.51	
LC0012	-	-	-	-	
LC0013	1.063	0.088	97.8	-0.22	
LC0014	1.022	0.128	94	-0.6	
LC0015	1.032	0.268	94.9	-0.51	
LC0016	1.09	0.208	100	0.02	
LC0017	1.14	0.205	105	0.48	
LC0018	1.096	0.329	101	0.08	
LC0019	1.08	0.05	99.3	-0.07	
LC0020	1.063	0.319	97.8	-0.22	
LC0021	1.13	0.077	104	0.39	
LC0022	-	-	-	-	
LC0023	1.041	0.156	95.7	-0.43	
LC0024	1.16	0.174	107	0.67	
LC0025	1.165	0.3495	107	0.71	
LC0026	-	-	-	-	

Characteristics of parameter

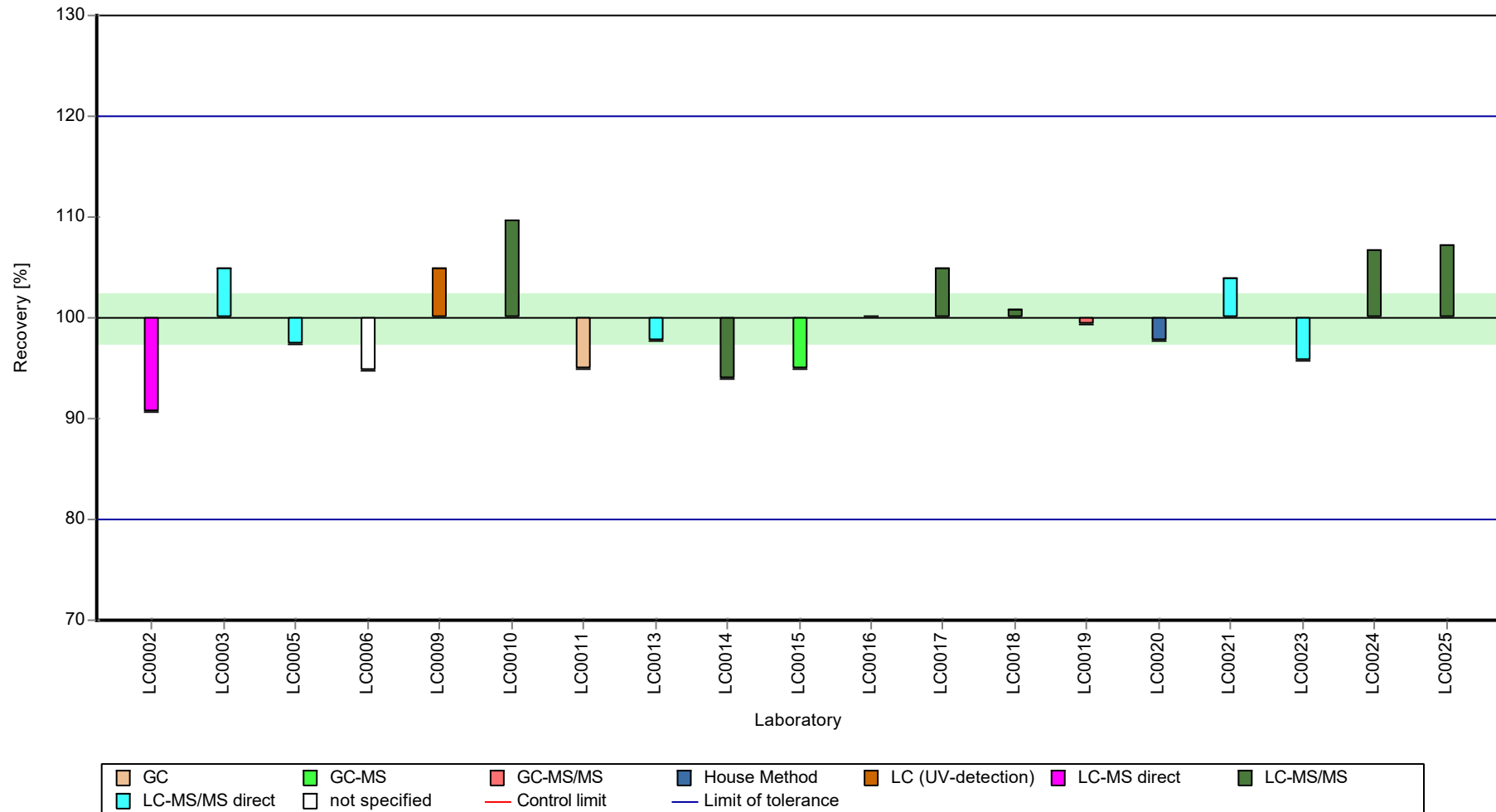
	all results	without outliers	Unit
Mean ± CI (99%)	1.09 ± 0.04	1.09 ± 0.04	µg/l
Minimum	0.986	0.986	µg/l
Maximum	1.19	1.19	µg/l
Standard deviation	0.0581	0.0581	µg/l
rel. standard deviation	5.34	5.34	%
n	19	19	-

Graphical presentation of results

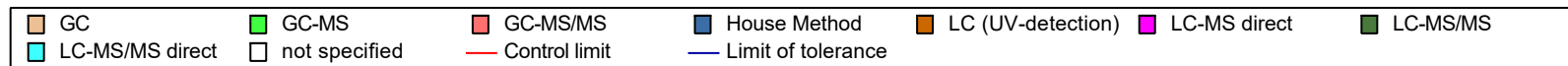
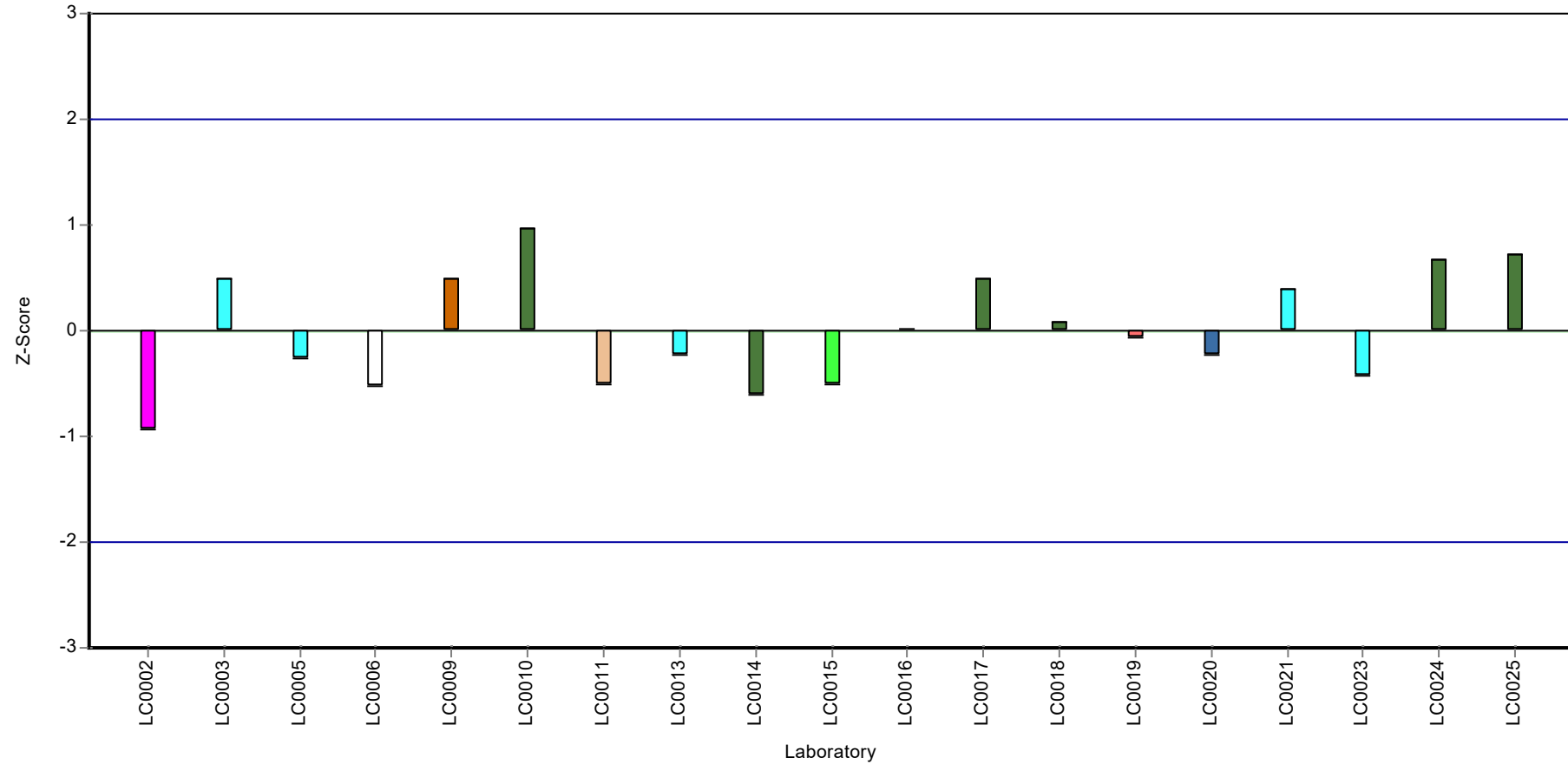
Results



Recovery rate



Z-score



Parameter oriented report

H109 B

Terbutryn

Unit	µg/l
Assigned value ± U (k=2)	1.23 ± 0.0554
Criterion	0.123 (10 %)
Minimum - Maximum	0.911 - 1.4
Control test value ± U (k=2)	1.160 ± 0.175

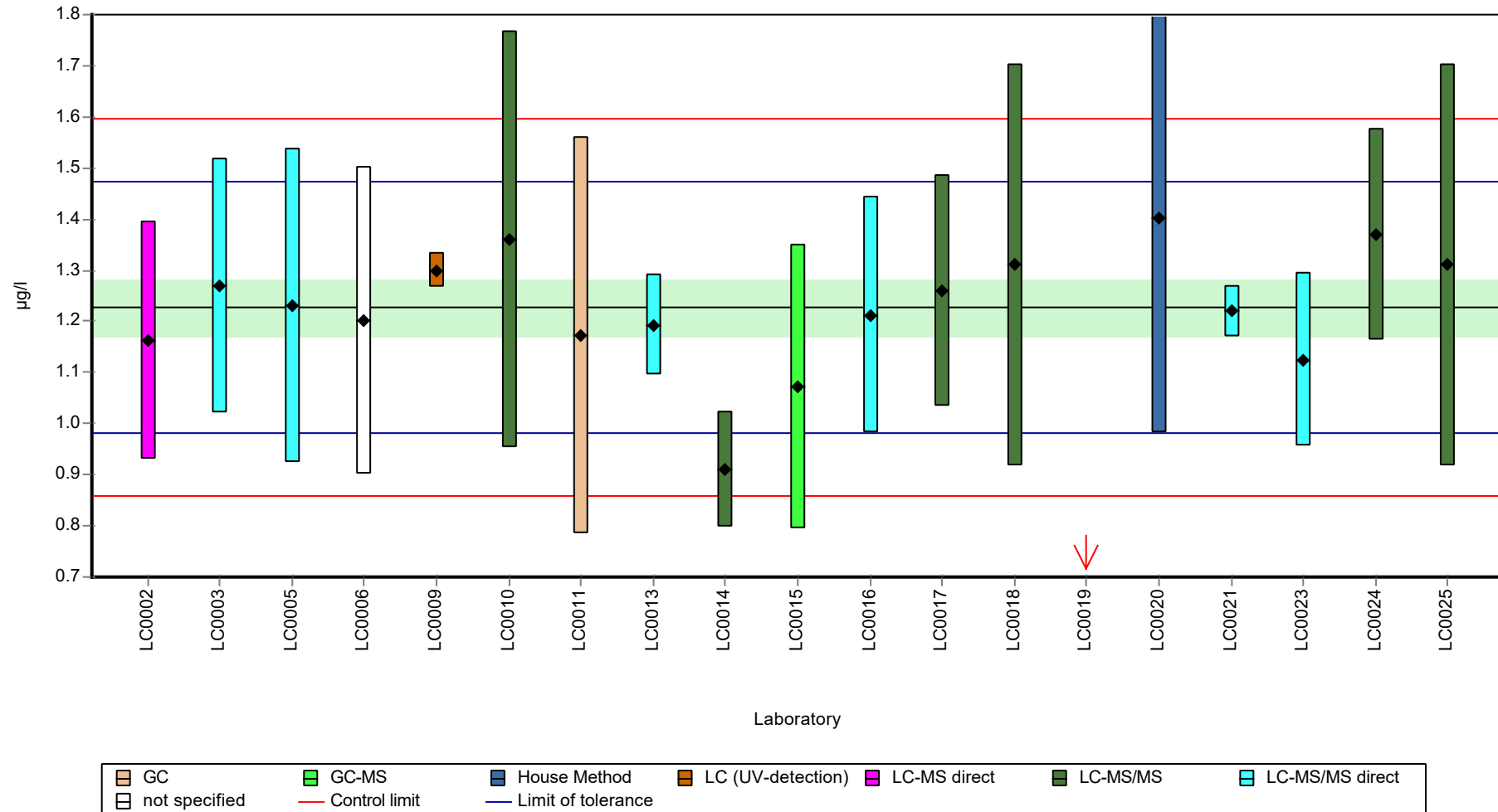
Labcode	Result	± U	Recovery [%]	z-score	Comments
LC0001	-	-	-	-	
LC0002	1.162	0.232	94.7	-0.53	
LC0003	1.27	0.25	104	0.35	
LC0004	-	-	-	-	
LC0005	1.231	0.308	100	0.03	
LC0006	1.201	0.3	97.9	-0.21	
LC0007	-	-	-	-	
LC0008	-	-	-	-	
LC0009	1.3	0.033	106	0.6	
LC0010	1.35997	0.40799	111	1.09	
LC0011	1.173	0.389	95.6	-0.44	
LC0012	-	-	-	-	
LC0013	1.193	0.099	97.2	-0.28	
LC0014	0.911	0.114	74.3	-2.57	
LC0015	1.072	0.279	87.4	-1.26	
LC0016	1.212	0.232	98.8	-0.12	
LC0017	1.26	0.227	103	0.27	
LC0018	1.311	0.393	107	0.69	
LC0019	0.15	0.05	12.2	-8.78	H
LC0020	1.402	0.421	114	1.43	
LC0021	1.22	0.05	99.4	-0.06	
LC0022	-	-	-	-	
LC0023	1.125	0.169	91.7	-0.83	
LC0024	1.37	0.206	112	1.17	
LC0025	1.31	0.393	107	0.68	
LC0026	-	-	-	-	

Characteristics of parameter

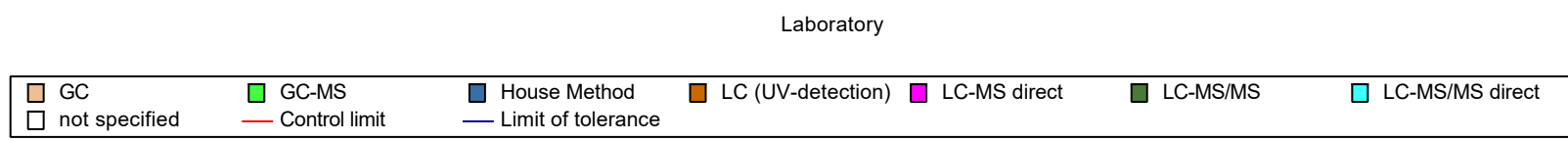
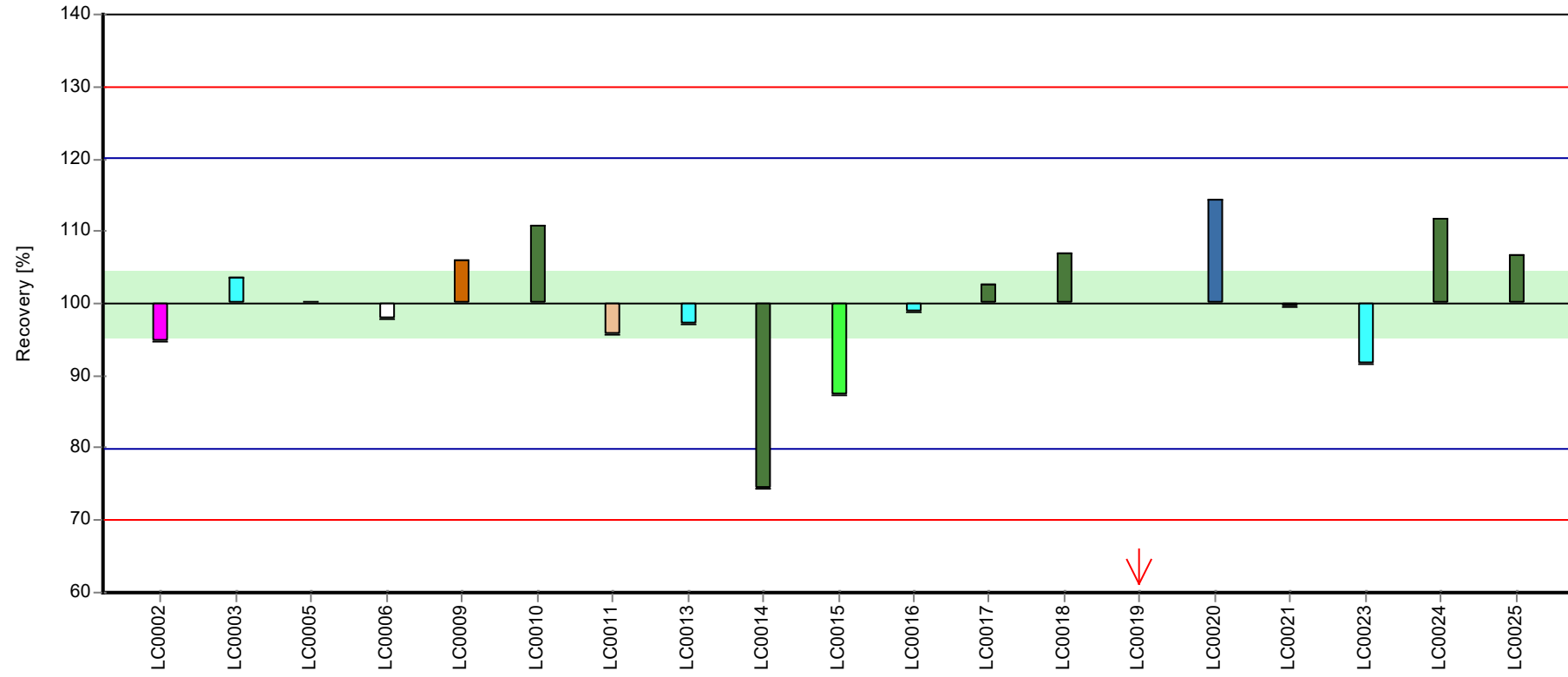
	all results	without outliers	Unit
Mean ± CI (99%)	1.17 ± 0.187	1.23 ± 0.083	µg/l
Minimum	0.15	0.911	µg/l
Maximum	1.4	1.4	µg/l
Standard deviation	0.272	0.117	µg/l
rel. standard deviation	23.3	9.57	%
n	19	18	-

Graphical presentation of results

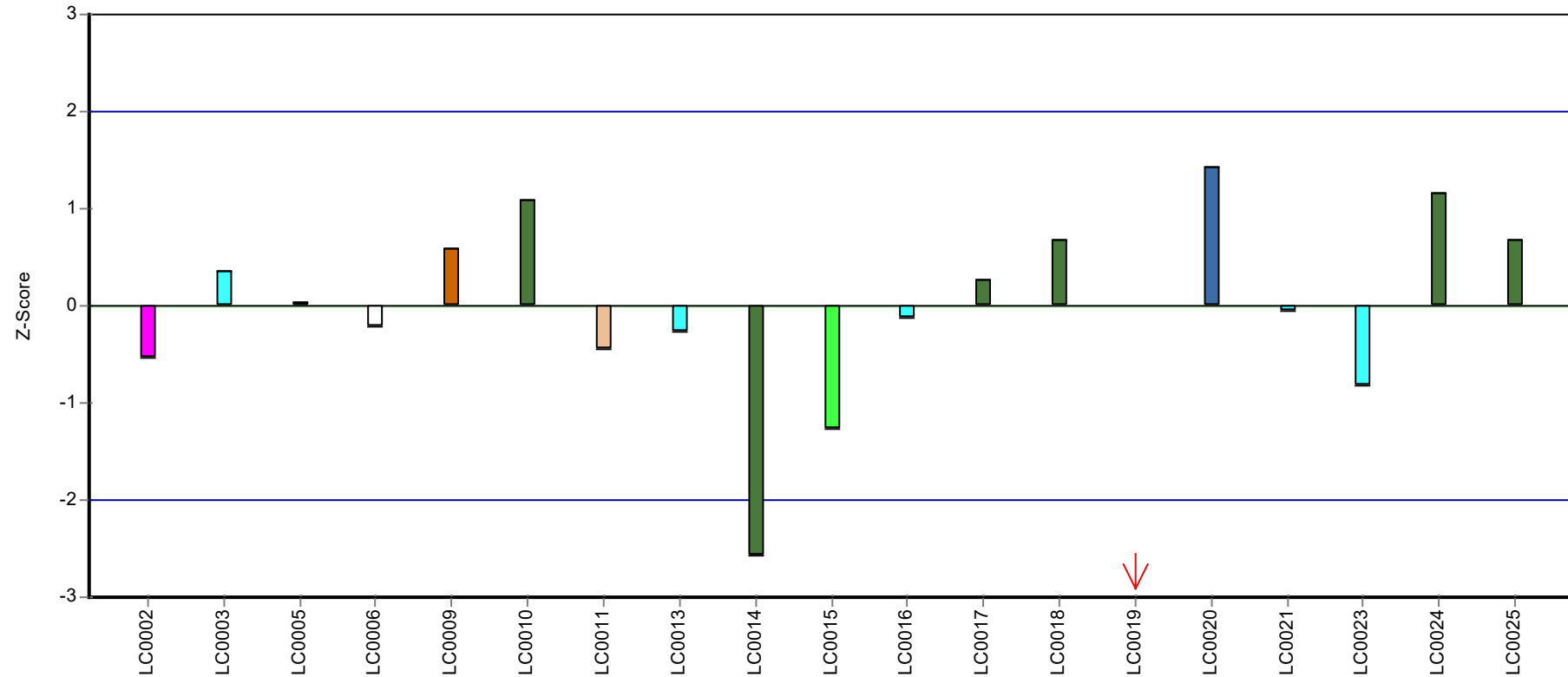
Results



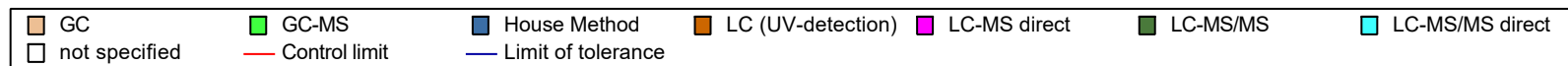
Recovery rate



Z-score



Laboratory



E8. Labororientierte Auswertung / Laboratory oriented report

Die Labororientierte Auswertung ist nach dem Laborcode sortiert.

The laboratory oriented report is sorted by laboratory code.

Sample: H109A

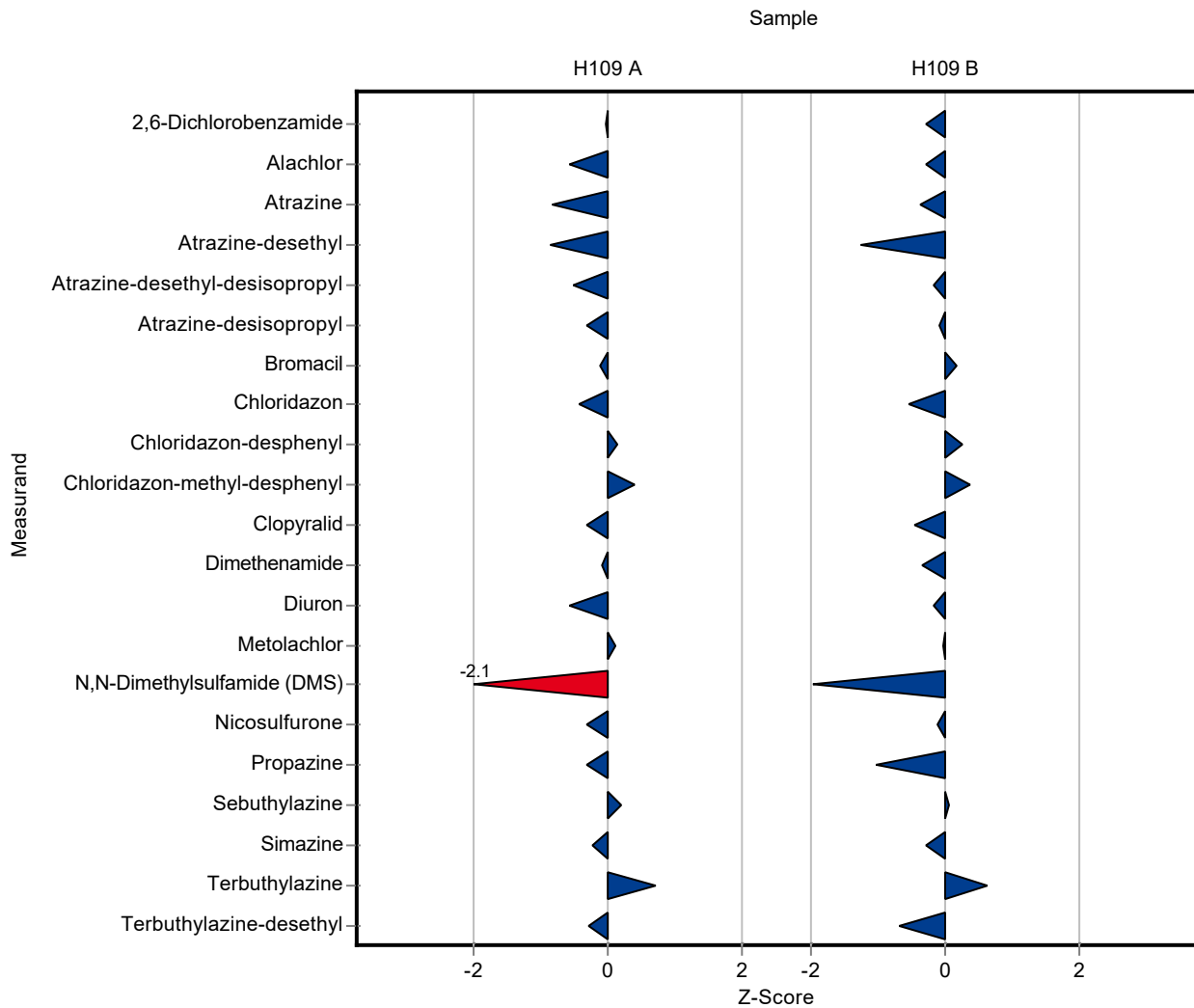
Parameter	Unit	Assigned value ± U (k=2)	Result ± U	Criterion	Recovery [%]	z-Score
2,6-Dichlorobenzamide	µg/l	1.04 ± 0.0504	1.032 ± 0.226	0.156	99.4	-0.04
Alachlor	µg/l	1.18 ± 0.0434	1.095 ± 0.338	0.141	93.1	-0.57
Atrazine	µg/l	0.502 ± 0.0167	0.456 ± 0.1	0.0552	90.9	-0.83
Atrazine-desethyl	µg/l	1.31 ± 0.0533	1.175 ± 0.229	0.157	89.7	-0.86
Atrazine-desethyl-desisopropyl	µg/l	1.28 ± 0.21	1.119 ± 0.551	0.293	87.7	-0.53
Atrazine-desisopropyl	µg/l	1 ± 0.0449	0.96 ± 0.318	0.141	95.5	-0.32
Bromacil	µg/l	0.637 ± 0.0196	0.625 ± 0.153	0.0892	98.1	-0.14
Chloridazon	µg/l	0.547 ± 0.0215	0.517 ± 0.287	0.0712	94.4	-0.43
Chloridazon-desphenyl	µg/l	0.278 ± 0.00853	0.282 ± 0.03	0.0305	102	0.14
Chloridazon-methyl-desphenyl	µg/l	0.123 ± 0.00511	0.129 ± 0.02	0.016	105	0.38
Clopyralid	µg/l	0.266 ± 0.038	0.236 ± 0.108	0.0904	88.8	-0.33
Cyanazine	µg/l	0.316 ± 0.0129	- ± -	0.0442	-	-
Dimethenamide	µg/l	0.633 ± 0.0185	0.627 ± 0.132	0.0627	99.1	-0.09
Diuron	µg/l	0.3 ± 0.0138	0.278 ± 0.053	0.0391	92.5	-0.57
Metolachlor	µg/l	0.809 ± 0.0215	0.821 ± 0.135	0.121	101	0.10
N,N-Dimethylsulfamide (DMS)	µg/l	0.319 ± 0.0287	0.219 ± 0.084	0.0478	68.7	-2.09
Nicosulfurone	µg/l	0.422 ± 0.0834	0.373 ± 0.132	0.156	88.4	-0.31
Prometryn	µg/l	0.411 ± 0.0119	- ± -	0.0535	-	-
Propazine	µg/l	0.49 ± 0.0145	0.468 ± 0.159	0.0636	95.6	-0.34
Sebuthylazine	µg/l	0.865 ± 0.0278	0.88 ± 0.221	0.0804	102	0.19
Simazine	µg/l	0.225 ± 0.00929	0.219 ± 0.035	0.0247	97.5	-0.23
Terbuthylazine	µg/l	0.202 ± 0.00656	0.218 ± 0.082	0.0222	108	0.71
Terbuthylazine-desethyl	µg/l	0.839 ± 0.038	0.811 ± 0.185	0.0923	96.7	-0.30
Terbutryn	µg/l	1.09 ± 0.0266	- ± -	0.109	-	-

Sample: H109B

Parameter	Unit	Assigned value ± U (k=2)	Result ± U	Criterion	Recovery [%]	z-Score
2,6-Dichlorobenzamide	µg/l	0.42 ± 0.023	0.402 ± 0.088	0.063	95.7	-0.29
Alachlor	µg/l	0.561 ± 0.015	0.543 ± 0.168	0.0673	96.8	-0.27

Parameter	Unit	Assigned value ± U (k=2)	Result ± U	Criterion	Recovery [%]	z-Score
Atrazine	µg/l	0.943 ± 0.0251	0.907 ± 0.199	0.104	96.2	-0.35
Atrazine-desethyl	µg/l	0.332 ± 0.0122	0.282 ± 0.055	0.0398	85.1	-1.24
Atrazine-desethyl-desisopropyl	µg/l	0.355 ± 0.0626	0.34 ± 0.167	0.0888	95.7	-0.17
Atrazine-desisopropyl	µg/l	0.485 ± 0.0152	0.48 ± 0.159	0.0679	98.9	-0.08
Bromacil	µg/l	0.524 ± 0.0207	0.538 ± 0.132	0.0734	103	0.19
Chloridazon	µg/l	0.808 ± 0.0288	0.752 ± 0.417	0.105	93.1	-0.53
Chloridazon-desphenyl	µg/l	0.378 ± 0.00679	0.39 ± 0.041	0.0416	103	0.28
Chloridazon-methyl-desphenyl	µg/l	0.0237* ± 0.00262	0.026 ± 0.004	-	-	-
Clopyralid	µg/l	0.4 ± 0.0493	0.338 ± 0.155	0.136	84.5	-0.46
Cyanazine	µg/l	0.545 ± 0.0223	- ± -	0.0763	-	-
Dimethenamide	µg/l	0.933 ± 0.0354	0.902 ± 0.19	0.0924	96.6	-0.34
Diuron	µg/l	0.541 ± 0.0313	0.529 ± 0.101	0.0703	97.8	-0.17
Metolachlor	µg/l	0.296 ± 0.00727	0.295 ± 0.048	0.0444	99.6	-0.03
N,N-Dimethylsulfamide (DMS)	µg/l	0.514 ± 0.0272	0.363 ± 0.139	0.0771	70.7	-1.96
Nicosulfurone	µg/l	0.177* ± 0.0155	0.17 ± 0.06	-	-	-
Prometryn	µg/l	0.707 ± 0.0368	- ± -	0.0919	-	-
Propazine	µg/l	0.957 ± 0.0289	0.83 ± 0.282	0.124	86.7	-1.02
Sebuthylazine	µg/l	0.269 ± 0.00748	0.271 ± 0.068	0.025	101	0.08
Simazine	µg/l	0.215 ± 0.00823	0.208 ± 0.033	0.0236	96.9	-0.28
Terbuthylazine	µg/l	0.354 ± 0.0123	0.379 ± 0.143	0.039	107	0.64
Terbuthylazine-desethyl	µg/l	0.248 ± 0.00902	0.23 ± 0.053	0.0273	92.7	-0.66
Terbutryn	µg/l	1.23 ± 0.0554	- ± -	0.123	-	-

*no evaluation possible, for details please see the respective report



Sample: H109A

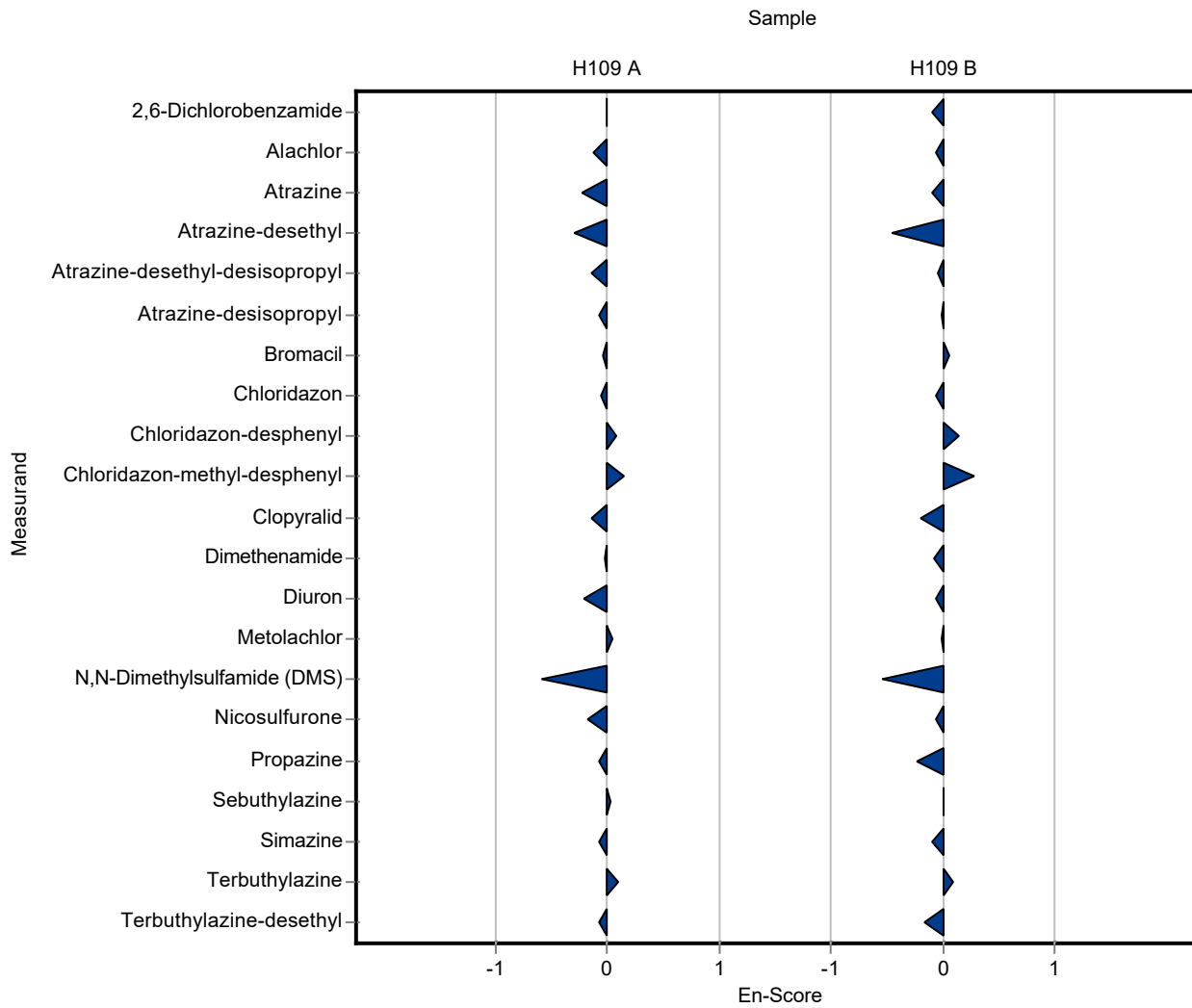
Parameter	Unit	Assigned value ± U (k=2)	Result ± U	Criterion	Recovery [%]	En-Score
2,6-Dichlorobenzamide	µg/l	1.04 ± 0.0504	1.032 ± 0.226	0.156	99.4	-0.01
Alachlor	µg/l	1.18 ± 0.0434	1.095 ± 0.338	0.141	93.1	-0.12
Atrazine	µg/l	0.502 ± 0.0167	0.456 ± 0.1	0.0552	90.9	-0.23
Atrazine-desethyl	µg/l	1.31 ± 0.0533	1.175 ± 0.229	0.157	89.7	-0.29
Atrazine-desethyl-desisopropyl	µg/l	1.28 ± 0.21	1.119 ± 0.551	0.293	87.7	-0.14
Atrazine-desisopropyl	µg/l	1 ± 0.0449	0.96 ± 0.318	0.141	95.5	-0.07
Bromacil	µg/l	0.637 ± 0.0196	0.625 ± 0.153	0.0892	98.1	-0.04
Chloridazon	µg/l	0.547 ± 0.0215	0.517 ± 0.287	0.0712	94.4	-0.05
Chloridazon-desphenyl	µg/l	0.278 ± 0.00853	0.282 ± 0.03	0.0305	102	0.07
Chloridazon-methyl-desphenyl	µg/l	0.123 ± 0.00511	0.129 ± 0.02	0.016	105	0.15
Clopyralid	µg/l	0.266 ± 0.038	0.236 ± 0.108	0.0904	88.8	-0.14
Cyanazine	µg/l	0.316 ± 0.0129	- ± -	0.0442	-	-
Dimethenamide	µg/l	0.633 ± 0.0185	0.627 ± 0.132	0.0627	99.1	-0.02
Diuron	µg/l	0.3 ± 0.0138	0.278 ± 0.053	0.0391	92.5	-0.21
Metolachlor	µg/l	0.809 ± 0.0215	0.821 ± 0.135	0.121	101	0.04
N,N-Dimethylsulfamide (DMS)	µg/l	0.319 ± 0.0287	0.219 ± 0.084	0.0478	68.7	-0.59
Nicosulfurone	µg/l	0.422 ± 0.0834	0.373 ± 0.132	0.156	88.4	-0.18
Prometryn	µg/l	0.411 ± 0.0119	- ± -	0.0535	-	-
Propazine	µg/l	0.49 ± 0.0145	0.468 ± 0.159	0.0636	95.6	-0.07
Sebuthylazine	µg/l	0.865 ± 0.0278	0.88 ± 0.221	0.0804	102	0.03
Simazine	µg/l	0.225 ± 0.00929	0.219 ± 0.035	0.0247	97.5	-0.08
Terbuthylazine	µg/l	0.202 ± 0.00656	0.218 ± 0.082	0.0222	108	0.10
Terbuthylazine-desethyl	µg/l	0.839 ± 0.038	0.811 ± 0.185	0.0923	96.7	-0.07
Terbutryn	µg/l	1.09 ± 0.0266	- ± -	0.109	-	-

Sample: H109B

Parameter	Unit	Assigned value ± U (k=2)	Result ± U	Criterion	Recovery [%]	En-Score
2,6-Dichlorobenzamide	µg/l	0.42 ± 0.023	0.402 ± 0.088	0.063	95.7	-0.10
Alachlor	µg/l	0.561 ± 0.015	0.543 ± 0.168	0.0673	96.8	-0.05

Parameter	Unit	Assigned value ± U (k=2)	Result ± U	Criterion Recovery	En-Score	En-Score [%]
Atrazine	µg/l	0.943 ± 0.0251	0.907 ± 0.199	0.104	96.2	-0.09
Atrazine-desethyl	µg/l	0.332 ± 0.0122	0.282 ± 0.055	0.0398	85.1	-0.45
Atrazine-desethyl-desisopropyl	µg/l	0.355 ± 0.0626	0.34 ± 0.167	0.0888	95.7	-0.05
Atrazine-desisopropyl	µg/l	0.485 ± 0.0152	0.48 ± 0.159	0.0679	98.9	-0.02
Bromacil	µg/l	0.524 ± 0.0207	0.538 ± 0.132	0.0734	103	0.05
Chloridazon	µg/l	0.808 ± 0.0288	0.752 ± 0.417	0.105	93.1	-0.07
Chloridazon-desphenyl	µg/l	0.378 ± 0.00679	0.39 ± 0.041	0.0416	103	0.14
Chloridazon-methyl-desphenyl	µg/l	0.0237* ± 0.00262	0.026 ± 0.004	-	-	-
Clopyralid	µg/l	0.4 ± 0.0493	0.338 ± 0.155	0.136	84.5	-0.20
Cyanazine	µg/l	0.545 ± 0.0223	- ± -	0.0763	-	-
Dimethenamide	µg/l	0.933 ± 0.0354	0.902 ± 0.19	0.0924	96.6	-0.08
Diuron	µg/l	0.541 ± 0.0313	0.529 ± 0.101	0.0703	97.8	-0.06
Metolachlor	µg/l	0.296 ± 0.00727	0.295 ± 0.048	0.0444	99.6	-0.01
N,N-Dimethylsulfamide (DMS)	µg/l	0.514 ± 0.0272	0.363 ± 0.139	0.0771	70.7	-0.54
Nicosulfurone	µg/l	0.177* ± 0.0155	0.17 ± 0.06	-	-	-
Prometryn	µg/l	0.707 ± 0.0368	- ± -	0.0919	-	-
Propazine	µg/l	0.957 ± 0.0289	0.83 ± 0.282	0.124	86.7	-0.23
Sebuthylazine	µg/l	0.269 ± 0.00748	0.271 ± 0.068	0.025	101	0.01
Simazine	µg/l	0.215 ± 0.00823	0.208 ± 0.033	0.0236	96.9	-0.10
Terbuthylazine	µg/l	0.354 ± 0.0123	0.379 ± 0.143	0.039	107	0.09
Terbuthylazine-desethyl	µg/l	0.248 ± 0.00902	0.23 ± 0.053	0.0273	92.7	-0.17
Terbutryn	µg/l	1.23 ± 0.0554	- ± -	0.123	-	-

*no evaluation possible, for details please see the respective report



Sample: H109A

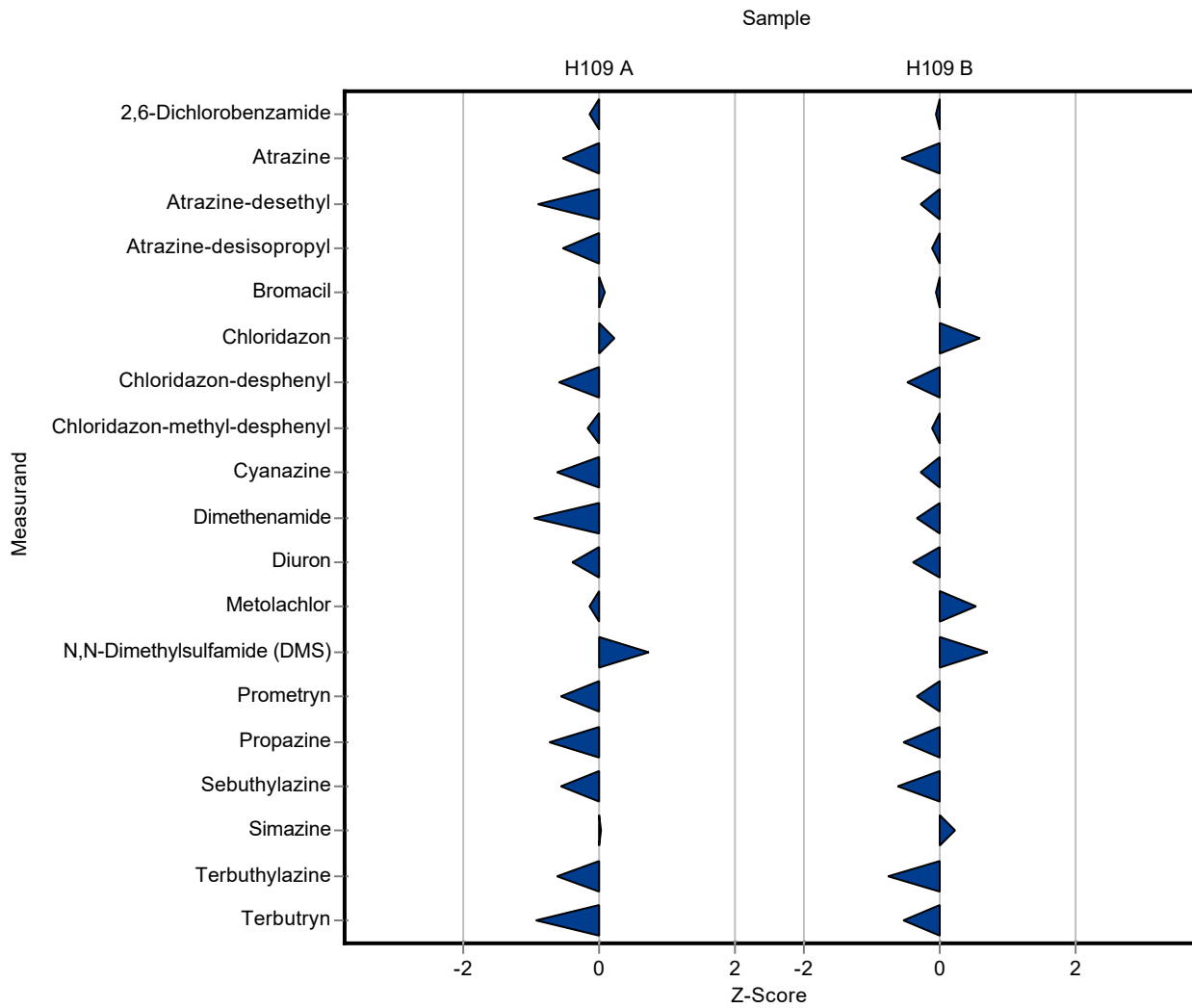
Parameter	Unit	Assigned value ± U (k=2)	Result ± U	Criterion	Recovery [%]	z-Score
2,6-Dichlorobenzamide	µg/l	1.04 ± 0.0504	1.014 ± 0.203	0.156	97.7	-0.15
Alachlor	µg/l	1.18 ± 0.0434	- ± -	0.141	-	-
Atrazine	µg/l	0.502 ± 0.0167	0.472 ± 0.097	0.0552	94.1	-0.54
Atrazine-desethyl	µg/l	1.31 ± 0.0533	1.167 ± 0.242	0.157	89.1	-0.91
Atrazine-desethyl-desisopropyl	µg/l	1.28 ± 0.21	- ± -	0.293	-	-
Atrazine-desisopropyl	µg/l	1 ± 0.0449	0.927 ± 0.185	0.141	92.3	-0.55
Bromacil	µg/l	0.637 ± 0.0196	0.644 ± 0.129	0.0892	101	0.08
Chloridazon	µg/l	0.547 ± 0.0215	0.564 ± 0.113	0.0712	103	0.23
Chloridazon-desphenyl	µg/l	0.278 ± 0.00853	0.259 ± 0.054	0.0305	93.3	-0.61
Chloridazon-methyl-desphenyl	µg/l	0.123 ± 0.00511	0.12 ± 0.024	0.016	97.6	-0.18
Clopyralid	µg/l	0.266 ± 0.038	- ± -	0.0904	-	-
Cyanazine	µg/l	0.316 ± 0.0129	0.288 ± 0.07	0.0442	91.3	-0.62
Dimethenamide	µg/l	0.633 ± 0.0185	0.573 ± 0.115	0.0627	90.5	-0.96
Diuron	µg/l	0.3 ± 0.0138	0.285 ± 0.072	0.0391	94.9	-0.40
Metolachlor	µg/l	0.809 ± 0.0215	0.792 ± 0.263	0.121	97.9	-0.14
N,N-Dimethylsulfamide (DMS)	µg/l	0.319 ± 0.0287	0.353 ± 0.081	0.0478	111	0.71
Nicosulfurone	µg/l	0.422 ± 0.0834	- ± -	0.156	-	-
Prometryn	µg/l	0.411 ± 0.0119	0.381 ± 0.076	0.0535	92.6	-0.57
Propazine	µg/l	0.49 ± 0.0145	0.442 ± 0.088	0.0636	90.3	-0.75
Sebuthylazine	µg/l	0.865 ± 0.0278	0.819 ± 0.164	0.0804	94.7	-0.57
Simazine	µg/l	0.225 ± 0.00929	0.225 ± 0.045	0.0247	100	0.01
Terbuthylazine	µg/l	0.202 ± 0.00656	0.188 ± 0.038	0.0222	93	-0.64
Terbuthylazine-desethyl	µg/l	0.839 ± 0.038	- ± -	0.0923	-	-
Terbutryn	µg/l	1.09 ± 0.0266	0.986 ± 0.197	0.109	90.7	-0.93

Sample: H109B

Parameter	Unit	Assigned value ± U (k=2)	Result ± U	Criterion	Recovery [%]	z-Score
2,6-Dichlorobenzamide	µg/l	0.42 ± 0.023	0.416 ± 0.083	0.063	99	-0.06
Alachlor	µg/l	0.561 ± 0.015	- ± -	0.0673	-	-

Parameter	Unit	Assigned value ± U (k=2)	Result ± U	Criterion	Recovery [%]	z-Score
Atrazine	µg/l	0.943 ± 0.0251	0.886 ± 0.183	0.104	94	-0.55
Atrazine-desethyl	µg/l	0.332 ± 0.0122	0.32 ± 0.066	0.0398	96.5	-0.29
Atrazine-desethyl-desisopropyl	µg/l	0.355 ± 0.0626	- ± -	0.0888	-	-
Atrazine-desisopropyl	µg/l	0.485 ± 0.0152	0.479 ± 0.096	0.0679	98.7	-0.09
Bromacil	µg/l	0.524 ± 0.0207	0.521 ± 0.104	0.0734	99.4	-0.04
Chloridazon	µg/l	0.808 ± 0.0288	0.872 ± 0.174	0.105	108	0.61
Chloridazon-desphenyl	µg/l	0.378 ± 0.00679	0.359 ± 0.075	0.0416	94.9	-0.47
Chloridazon-methyl-desphenyl	µg/l	0.0237* ± 0.00262	0.023 ± 0.005	-	-	-
Clopyralid	µg/l	0.4 ± 0.0493	- ± -	0.136	-	-
Cyanazine	µg/l	0.545 ± 0.0223	0.523 ± 0.127	0.0763	96	-0.29
Dimethenamide	µg/l	0.933 ± 0.0354	0.903 ± 0.181	0.0924	96.7	-0.33
Diuron	µg/l	0.541 ± 0.0313	0.514 ± 0.13	0.0703	95	-0.39
Metolachlor	µg/l	0.296 ± 0.00727	0.32 ± 0.106	0.0444	108	0.53
N,N-Dimethylsulfamide (DMS)	µg/l	0.514 ± 0.0272	0.569 ± 0.131	0.0771	111	0.72
Nicosulfurone	µg/l	0.177* ± 0.0155	- ± -	-	-	-
Prometryn	µg/l	0.707 ± 0.0368	0.677 ± 0.135	0.0919	95.8	-0.33
Propazine	µg/l	0.957 ± 0.0289	0.892 ± 0.178	0.124	93.2	-0.53
Sebuthylazine	µg/l	0.269 ± 0.00748	0.254 ± 0.051	0.025	94.4	-0.60
Simazine	µg/l	0.215 ± 0.00823	0.22 ± 0.044	0.0236	102	0.23
Terbuthylazine	µg/l	0.354 ± 0.0123	0.325 ± 0.065	0.039	91.8	-0.75
Terbuthylazine-desethyl	µg/l	0.248 ± 0.00902	- ± -	0.0273	-	-
Terbutryn	µg/l	1.23 ± 0.0554	1.162 ± 0.232	0.123	94.7	-0.53

*no evaluation possible, for details please see the respective report



Sample: H109A

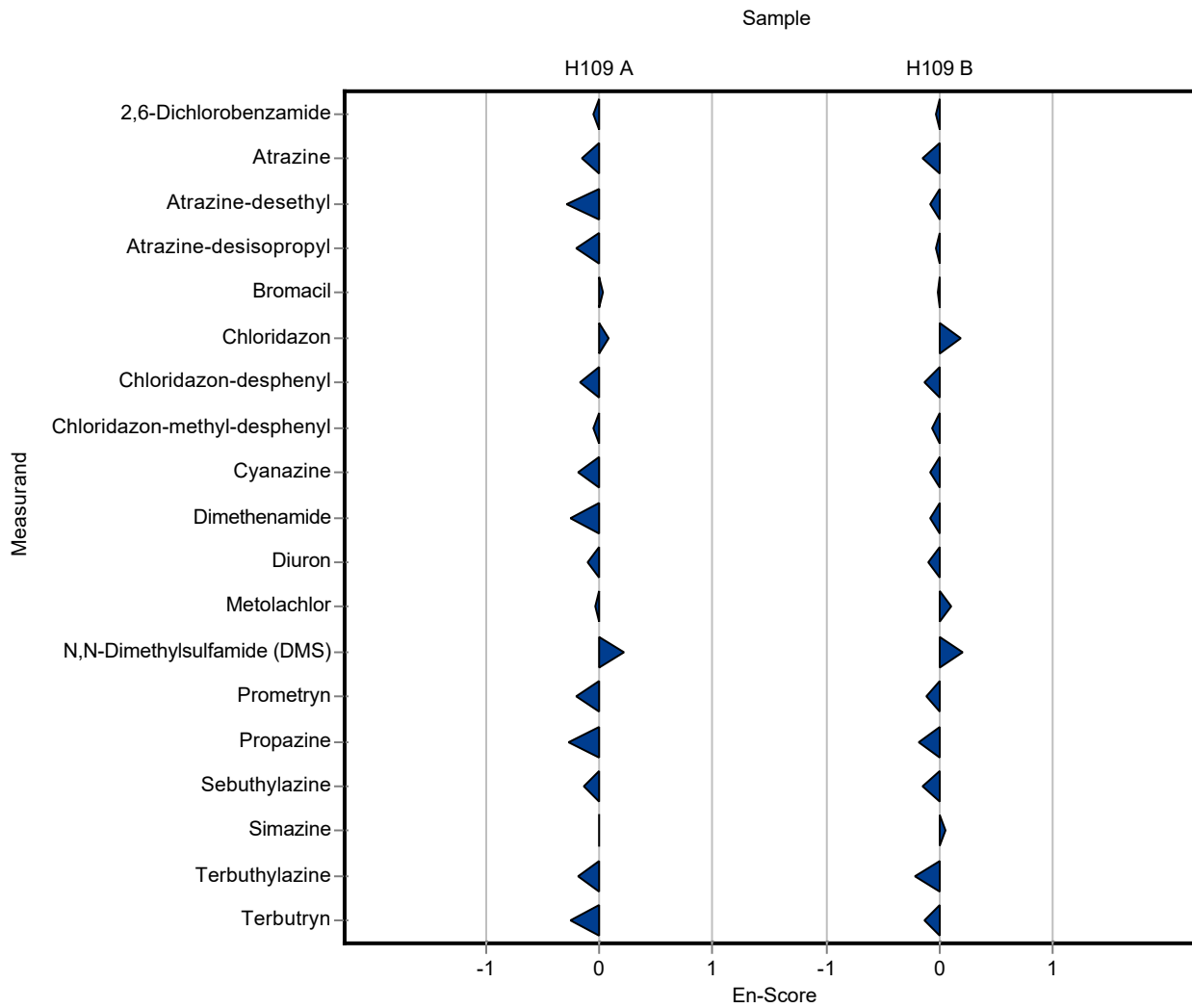
Parameter	Unit	Assigned value ± U (k=2)	Result ± U	Criterion	Recovery [%]	En-Score
2,6-Dichlorobenzamide	µg/l	1.04 ± 0.0504	1.014 ± 0.203	0.156	97.7	-0.06
Alachlor	µg/l	1.18 ± 0.0434	- ± -	0.141	-	-
Atrazine	µg/l	0.502 ± 0.0167	0.472 ± 0.097	0.0552	94.1	-0.15
Atrazine-desethyl	µg/l	1.31 ± 0.0533	1.167 ± 0.242	0.157	89.1	-0.29
Atrazine-desethyl-desisopropyl	µg/l	1.28 ± 0.21	- ± -	0.293	-	-
Atrazine-desisopropyl	µg/l	1 ± 0.0449	0.927 ± 0.185	0.141	92.3	-0.21
Bromacil	µg/l	0.637 ± 0.0196	0.644 ± 0.129	0.0892	101	0.03
Chloridazon	µg/l	0.547 ± 0.0215	0.564 ± 0.113	0.0712	103	0.07
Chloridazon-desphenyl	µg/l	0.278 ± 0.00853	0.259 ± 0.054	0.0305	93.3	-0.17
Chloridazon-methyl-desphenyl	µg/l	0.123 ± 0.00511	0.12 ± 0.024	0.016	97.6	-0.06
Clopyralid	µg/l	0.266 ± 0.038	- ± -	0.0904	-	-
Cyanazine	µg/l	0.316 ± 0.0129	0.288 ± 0.07	0.0442	91.3	-0.20
Dimethenamide	µg/l	0.633 ± 0.0185	0.573 ± 0.115	0.0627	90.5	-0.26
Diuron	µg/l	0.3 ± 0.0138	0.285 ± 0.072	0.0391	94.9	-0.11
Metolachlor	µg/l	0.809 ± 0.0215	0.792 ± 0.263	0.121	97.9	-0.03
N,N-Dimethylsulfamide (DMS)	µg/l	0.319 ± 0.0287	0.353 ± 0.081	0.0478	111	0.21
Nicosulfurone	µg/l	0.422 ± 0.0834	- ± -	0.156	-	-
Prometryn	µg/l	0.411 ± 0.0119	0.381 ± 0.076	0.0535	92.6	-0.20
Propazine	µg/l	0.49 ± 0.0145	0.442 ± 0.088	0.0636	90.3	-0.27
Sebuthylazine	µg/l	0.865 ± 0.0278	0.819 ± 0.164	0.0804	94.7	-0.14
Simazine	µg/l	0.225 ± 0.00929	0.225 ± 0.045	0.0247	100	0.00
Terbuthylazine	µg/l	0.202 ± 0.00656	0.188 ± 0.038	0.0222	93	-0.19
Terbuthylazine-desethyl	µg/l	0.839 ± 0.038	- ± -	0.0923	-	-
Terbutryn	µg/l	1.09 ± 0.0266	0.986 ± 0.197	0.109	90.7	-0.26

Sample: H109B

Parameter	Unit	Assigned value ± U (k=2)	Result ± U	Criterion	Recovery [%]	En-Score
2,6-Dichlorobenzamide	µg/l	0.42 ± 0.023	0.416 ± 0.083	0.063	99	-0.02
Alachlor	µg/l	0.561 ± 0.015	- ± -	0.0673	-	-

Parameter	Unit	Assigned value ± U (k=2)	Result ± U	Criterion	Recovery [%]	En-Score
Atrazine	µg/l	0.943 ± 0.0251	0.886 ± 0.183	0.104	94	-0.15
Atrazine-desethyl	µg/l	0.332 ± 0.0122	0.32 ± 0.066	0.0398	96.5	-0.09
Atrazine-desethyl-desisopropyl	µg/l	0.355 ± 0.0626	- ± -	0.0888	-	-
Atrazine-desisopropyl	µg/l	0.485 ± 0.0152	0.479 ± 0.096	0.0679	98.7	-0.03
Bromacil	µg/l	0.524 ± 0.0207	0.521 ± 0.104	0.0734	99.4	-0.01
Chloridazon	µg/l	0.808 ± 0.0288	0.872 ± 0.174	0.105	108	0.18
Chloridazon-desphenyl	µg/l	0.378 ± 0.00679	0.359 ± 0.075	0.0416	94.9	-0.13
Chloridazon-methyl-desphenyl	µg/l	0.0237* ± 0.00262	0.023 ± 0.005	-	-	-
Clopyralid	µg/l	0.4 ± 0.0493	- ± -	0.136	-	-
Cyanazine	µg/l	0.545 ± 0.0223	0.523 ± 0.127	0.0763	96	-0.09
Dimethenamide	µg/l	0.933 ± 0.0354	0.903 ± 0.181	0.0924	96.7	-0.08
Diuron	µg/l	0.541 ± 0.0313	0.514 ± 0.13	0.0703	95	-0.10
Metolachlor	µg/l	0.296 ± 0.00727	0.32 ± 0.106	0.0444	108	0.11
N,N-Dimethylsulfamide (DMS)	µg/l	0.514 ± 0.0272	0.569 ± 0.131	0.0771	111	0.21
Nicosulfurone	µg/l	0.177* ± 0.0155	- ± -	-	-	-
Prometryn	µg/l	0.707 ± 0.0368	0.677 ± 0.135	0.0919	95.8	-0.11
Propazine	µg/l	0.957 ± 0.0289	0.892 ± 0.178	0.124	93.2	-0.18
Sebuthylazine	µg/l	0.269 ± 0.00748	0.254 ± 0.051	0.025	94.4	-0.15
Simazine	µg/l	0.215 ± 0.00823	0.22 ± 0.044	0.0236	102	0.06
Terbuthylazine	µg/l	0.354 ± 0.0123	0.325 ± 0.065	0.039	91.8	-0.22
Terbuthylazine-desethyl	µg/l	0.248 ± 0.00902	- ± -	0.0273	-	-
Terbutryn	µg/l	1.23 ± 0.0554	1.162 ± 0.232	0.123	94.7	-0.14

*no evaluation possible, for details please see the respective report



Sample: H109A

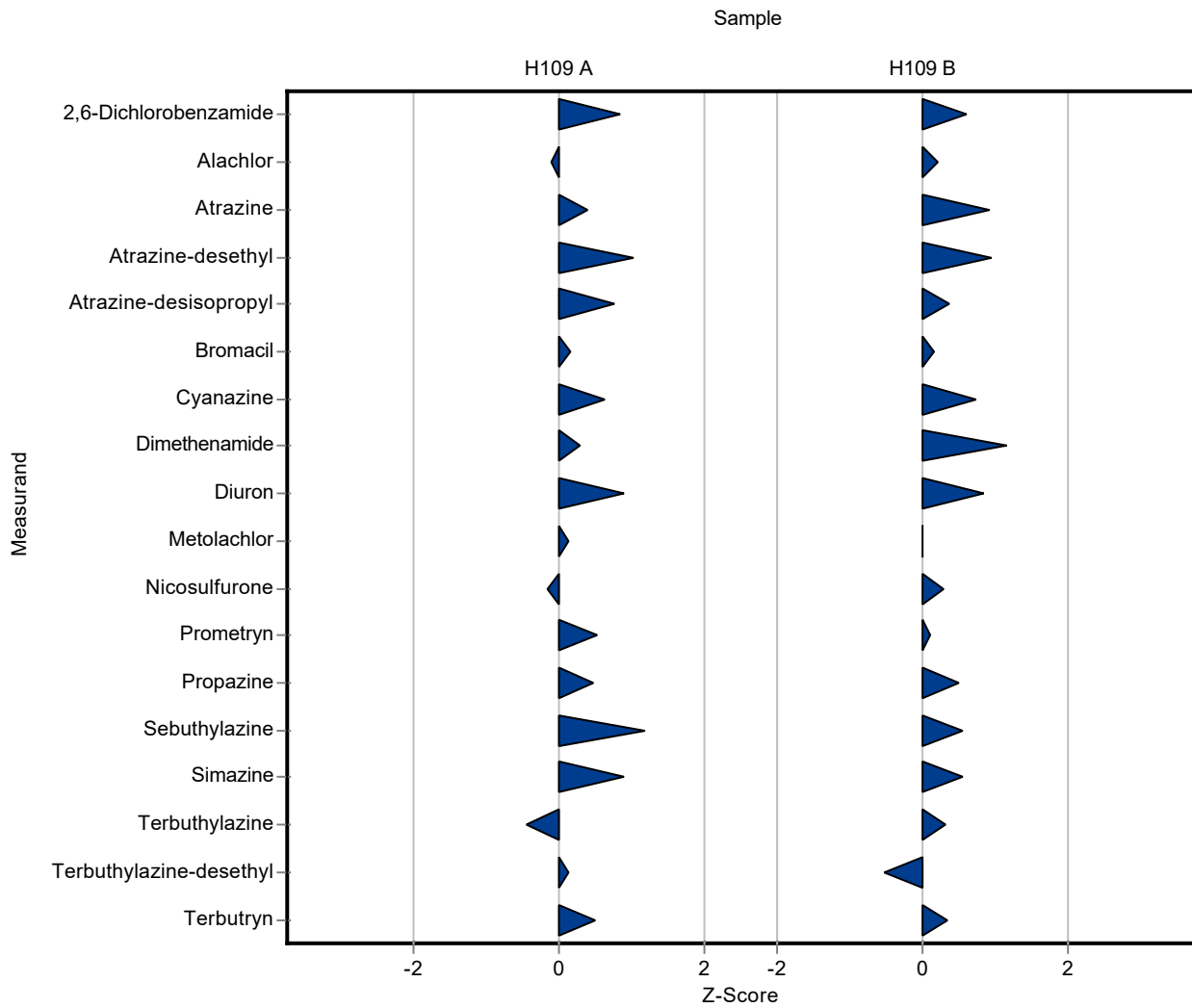
Parameter	Unit	Assigned value ± U (k=2)	Result ± U	Criterion	Recovery [%]	z-Score
2,6-Dichlorobenzamide	µg/l	1.04 ± 0.0504	1.17 ± 0.23	0.156	113	0.85
Alachlor	µg/l	1.18 ± 0.0434	1.16 ± 0.23	0.141	98.7	-0.11
Atrazine	µg/l	0.502 ± 0.0167	0.523 ± 0.078	0.0552	104	0.38
Atrazine-desethyl	µg/l	1.31 ± 0.0533	1.47 ± 0.22	0.157	112	1.02
Atrazine-desethyl-desisopropyl	µg/l	1.28 ± 0.21	- ± -	0.293	-	-
Atrazine-desisopropyl	µg/l	1 ± 0.0449	1.11 ± 0.17	0.141	110	0.75
Bromacil	µg/l	0.637 ± 0.0196	0.65 ± 0.13	0.0892	102	0.14
Chloridazon	µg/l	0.547 ± 0.0215	- ± -	0.0712	-	-
Chloridazon-desphenyl	µg/l	0.278 ± 0.00853	- ± -	0.0305	-	-
Chloridazon-methyl-desphenyl	µg/l	0.123 ± 0.00511	- ± -	0.016	-	-
Clopyralid	µg/l	0.266 ± 0.038	- ± -	0.0904	-	-
Cyanazine	µg/l	0.316 ± 0.0129	0.343 ± 0.069	0.0442	109	0.62
Dimethenamide	µg/l	0.633 ± 0.0185	0.65 ± 0.13	0.0627	103	0.27
Diuron	µg/l	0.3 ± 0.0138	0.335 ± 0.05	0.0391	112	0.89
Metolachlor	µg/l	0.809 ± 0.0215	0.826 ± 0.12	0.121	102	0.14
N,N-Dimethylsulfamide (DMS)	µg/l	0.319 ± 0.0287	- ± -	0.0478	-	-
Nicosulfurone	µg/l	0.422 ± 0.0834	0.395 ± 0.079	0.156	93.6	-0.17
Prometryn	µg/l	0.411 ± 0.0119	0.439 ± 0.088	0.0535	107	0.52
Propazine	µg/l	0.49 ± 0.0145	0.519 ± 0.1	0.0636	106	0.46
Sebuthylazine	µg/l	0.865 ± 0.0278	0.959 ± 0.19	0.0804	111	1.17
Simazine	µg/l	0.225 ± 0.00929	0.247 ± 0.049	0.0247	110	0.90
Terbuthylazine	µg/l	0.202 ± 0.00656	0.192 ± 0.038	0.0222	95	-0.46
Terbuthylazine-desethyl	µg/l	0.839 ± 0.038	0.85 ± 0.17	0.0923	101	0.12
Terbutryn	µg/l	1.09 ± 0.0266	1.14 ± 0.23	0.109	105	0.48

Sample: H109B

Parameter	Unit	Assigned value ± U (k=2)	Result ± U	Criterion	Recovery [%]	z-Score
2,6-Dichlorobenzamide	µg/l	0.42 ± 0.023	0.459 ± 0.092	0.063	109	0.62
Alachlor	µg/l	0.561 ± 0.015	0.575 ± 0.12	0.0673	102	0.21

Parameter	Unit	Assigned value ± U (k=2)	Result ± U	Criterion	Recovery [%]	z-Score
Atrazine	µg/l	0.943 ± 0.0251	1.04 ± 0.16	0.104	110	0.94
Atrazine-desethyl	µg/l	0.332 ± 0.0122	0.37 ± 0.056	0.0398	112	0.97
Atrazine-desethyl-desisopropyl	µg/l	0.355 ± 0.0626	- ± -	0.0888	-	-
Atrazine-desisopropyl	µg/l	0.485 ± 0.0152	0.51 ± 0.077	0.0679	105	0.36
Bromacil	µg/l	0.524 ± 0.0207	0.537 ± 0.11	0.0734	102	0.17
Chloridazon	µg/l	0.808 ± 0.0288	- ± -	0.105	-	-
Chloridazon-desphenyl	µg/l	0.378 ± 0.00679	- ± -	0.0416	-	-
Chloridazon-methyl-desphenyl	µg/l	0.0237* ± 0.00262	- ± -	-	-	-
Clopyralid	µg/l	0.4 ± 0.0493	- ± -	0.136	-	-
Cyanazine	µg/l	0.545 ± 0.0223	0.601 ± 0.12	0.0763	110	0.73
Dimethenamide	µg/l	0.933 ± 0.0354	1.04 ± 0.21	0.0924	111	1.15
Diuron	µg/l	0.541 ± 0.0313	0.601 ± 0.09	0.0703	111	0.85
Metolachlor	µg/l	0.296 ± 0.00727	0.297 ± 0.045	0.0444	100	0.02
N,N-Dimethylsulfamide (DMS)	µg/l	0.514 ± 0.0272	- ± -	0.0771	-	-
Nicosulfurone	µg/l	0.177* ± 0.0155	0.196 ± 0.039	-	-	-
Prometryn	µg/l	0.707 ± 0.0368	0.718 ± 0.14	0.0919	102	0.12
Propazine	µg/l	0.957 ± 0.0289	1.02 ± 0.2	0.124	107	0.50
Sebuthylazine	µg/l	0.269 ± 0.00748	0.283 ± 0.057	0.025	105	0.56
Simazine	µg/l	0.215 ± 0.00823	0.228 ± 0.046	0.0236	106	0.56
Terbuthylazine	µg/l	0.354 ± 0.0123	0.367 ± 0.073	0.039	104	0.33
Terbuthylazine-desethyl	µg/l	0.248 ± 0.00902	0.234 ± 0.047	0.0273	94.3	-0.52
Terbutryn	µg/l	1.23 ± 0.0554	1.27 ± 0.25	0.123	104	0.35

*no evaluation possible, for details please see the respective report



Sample: H109A

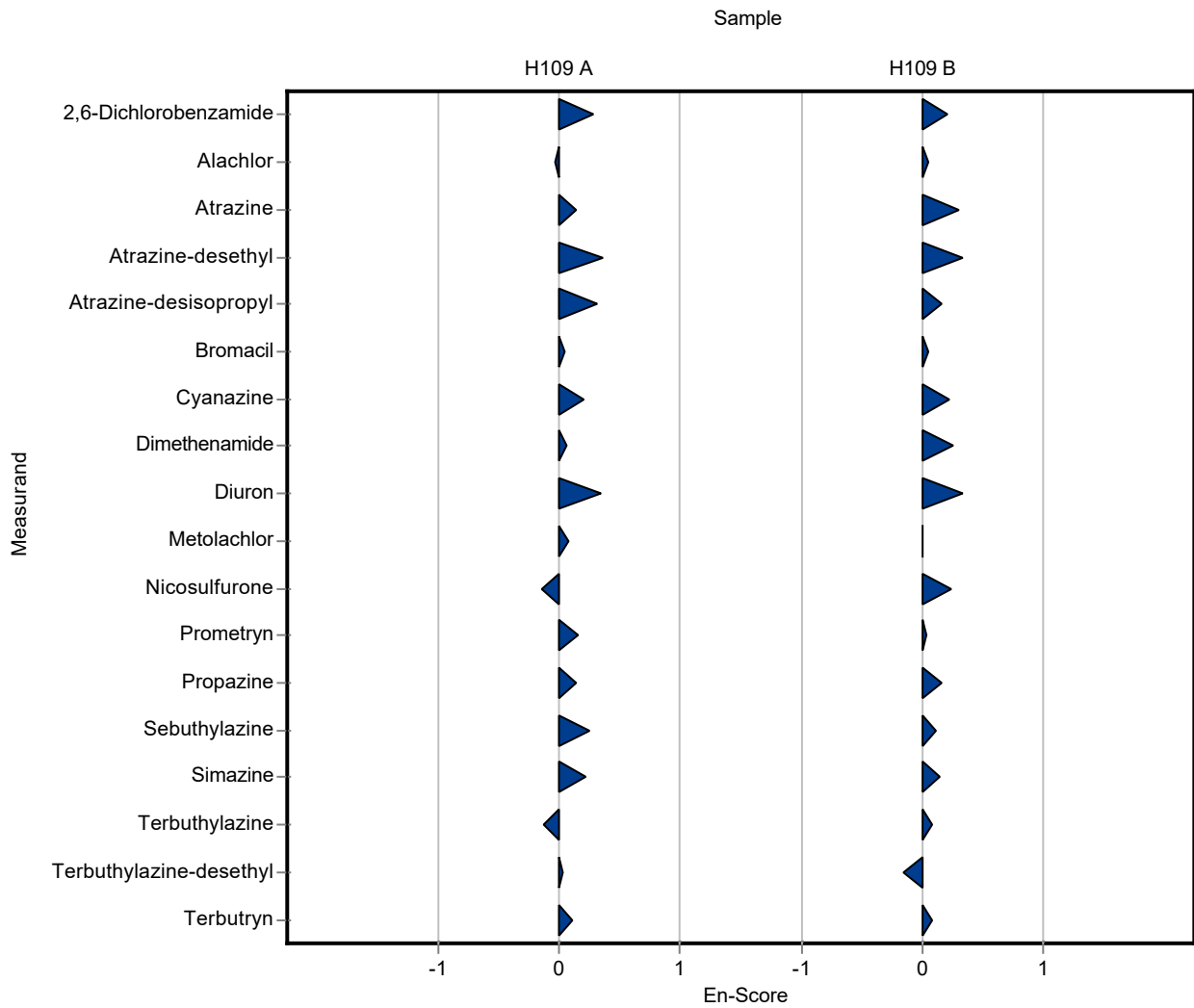
Parameter	Unit	Assigned value ± U (k=2)	Result ± U	Criterion	Recovery [%]	En-Score
2,6-Dichlorobenzamide	µg/l	1.04 ± 0.0504	1.17 ± 0.23	0.156	113	0.29
Alachlor	µg/l	1.18 ± 0.0434	1.16 ± 0.23	0.141	98.7	-0.03
Atrazine	µg/l	0.502 ± 0.0167	0.523 ± 0.078	0.0552	104	0.14
Atrazine-desethyl	µg/l	1.31 ± 0.0533	1.47 ± 0.22	0.157	112	0.36
Atrazine-desethyl-desisopropyl	µg/l	1.28 ± 0.21	- ± -	0.293	-	-
Atrazine-desisopropyl	µg/l	1 ± 0.0449	1.11 ± 0.17	0.141	110	0.31
Bromacil	µg/l	0.637 ± 0.0196	0.65 ± 0.13	0.0892	102	0.05
Chloridazon	µg/l	0.547 ± 0.0215	- ± -	0.0712	-	-
Chloridazon-desphenyl	µg/l	0.278 ± 0.00853	- ± -	0.0305	-	-
Chloridazon-methyl-desphenyl	µg/l	0.123 ± 0.00511	- ± -	0.016	-	-
Clopyralid	µg/l	0.266 ± 0.038	- ± -	0.0904	-	-
Cyanazine	µg/l	0.316 ± 0.0129	0.343 ± 0.069	0.0442	109	0.20
Dimethenamide	µg/l	0.633 ± 0.0185	0.65 ± 0.13	0.0627	103	0.07
Diuron	µg/l	0.3 ± 0.0138	0.335 ± 0.05	0.0391	112	0.34
Metolachlor	µg/l	0.809 ± 0.0215	0.826 ± 0.12	0.121	102	0.07
N,N-Dimethylsulfamide (DMS)	µg/l	0.319 ± 0.0287	- ± -	0.0478	-	-
Nicosulfurone	µg/l	0.422 ± 0.0834	0.395 ± 0.079	0.156	93.6	-0.15
Prometryn	µg/l	0.411 ± 0.0119	0.439 ± 0.088	0.0535	107	0.16
Propazine	µg/l	0.49 ± 0.0145	0.519 ± 0.1	0.0636	106	0.15
Sebuthylazine	µg/l	0.865 ± 0.0278	0.959 ± 0.19	0.0804	111	0.25
Simazine	µg/l	0.225 ± 0.00929	0.247 ± 0.049	0.0247	110	0.23
Terbuthylazine	µg/l	0.202 ± 0.00656	0.192 ± 0.038	0.0222	95	-0.13
Terbuthylazine-desethyl	µg/l	0.839 ± 0.038	0.85 ± 0.17	0.0923	101	0.03
Terbutryn	µg/l	1.09 ± 0.0266	1.14 ± 0.23	0.109	105	0.11

Sample: H109B

Parameter	Unit	Assigned value ± U (k=2)	Result ± U	Criterion	Recovery [%]	En-Score
2,6-Dichlorobenzamide	µg/l	0.42 ± 0.023	0.459 ± 0.092	0.063	109	0.21
Alachlor	µg/l	0.561 ± 0.015	0.575 ± 0.12	0.0673	102	0.06

Parameter	Unit	Assigned value ± U (k=2)	Result ± U	Criterion	Recovery [%]	En-Score
Atrazine	µg/l	0.943 ± 0.0251	1.04 ± 0.16	0.104	110	0.30
Atrazine-desethyl	µg/l	0.332 ± 0.0122	0.37 ± 0.056	0.0398	112	0.34
Atrazine-desethyl-desisopropyl	µg/l	0.355 ± 0.0626	- ± -	0.0888	-	-
Atrazine-desisopropyl	µg/l	0.485 ± 0.0152	0.51 ± 0.077	0.0679	105	0.16
Bromacil	µg/l	0.524 ± 0.0207	0.537 ± 0.11	0.0734	102	0.06
Chloridazon	µg/l	0.808 ± 0.0288	- ± -	0.105	-	-
Chloridazon-desphenyl	µg/l	0.378 ± 0.00679	- ± -	0.0416	-	-
Chloridazon-methyl-desphenyl	µg/l	0.0237* ± 0.00262	- ± -	-	-	-
Clopyralid	µg/l	0.4 ± 0.0493	- ± -	0.136	-	-
Cyanazine	µg/l	0.545 ± 0.0223	0.601 ± 0.12	0.0763	110	0.23
Dimethenamide	µg/l	0.933 ± 0.0354	1.04 ± 0.21	0.0924	111	0.25
Diuron	µg/l	0.541 ± 0.0313	0.601 ± 0.09	0.0703	111	0.33
Metolachlor	µg/l	0.296 ± 0.00727	0.297 ± 0.045	0.0444	100	0.01
N,N-Dimethylsulfamide (DMS)	µg/l	0.514 ± 0.0272	- ± -	0.0771	-	-
Nicosulfurone	µg/l	0.177* ± 0.0155	0.196 ± 0.039	-	-	-
Prometryn	µg/l	0.707 ± 0.0368	0.718 ± 0.14	0.0919	102	0.04
Propazine	µg/l	0.957 ± 0.0289	1.02 ± 0.2	0.124	107	0.16
Sebuthylazine	µg/l	0.269 ± 0.00748	0.283 ± 0.057	0.025	105	0.12
Simazine	µg/l	0.215 ± 0.00823	0.228 ± 0.046	0.0236	106	0.14
Terbuthylazine	µg/l	0.354 ± 0.0123	0.367 ± 0.073	0.039	104	0.09
Terbuthylazine-desethyl	µg/l	0.248 ± 0.00902	0.234 ± 0.047	0.0273	94.3	-0.15
Terbutryn	µg/l	1.23 ± 0.0554	1.27 ± 0.25	0.123	104	0.09

*no evaluation possible, for details please see the respective report



Sample: H109A

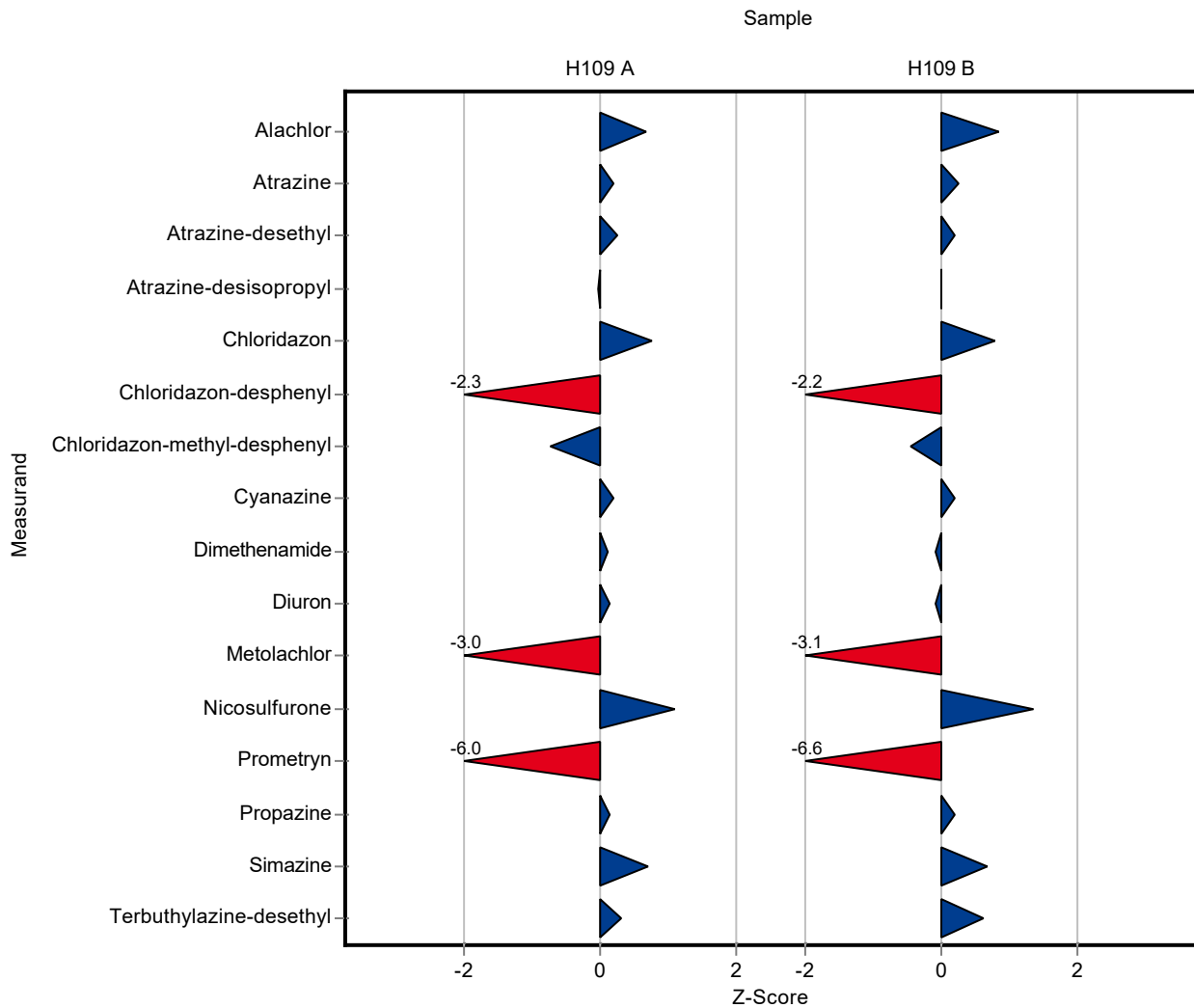
Parameter	Unit	Assigned value ± U (k=2)	Result ± U	Criterion	Recovery [%]	z-Score
2,6-Dichlorobenzamide	µg/l	1.04 ± 0.0504	- ± -	0.156	-	-
Alachlor	µg/l	1.18 ± 0.0434	1.27 ± 0.3	0.141	108	0.67
Atrazine	µg/l	0.502 ± 0.0167	0.513 ± 0.1	0.0552	102	0.20
Atrazine-desethyl	µg/l	1.31 ± 0.0533	1.35 ± 0.3	0.157	103	0.25
Atrazine-desethyl-desisopropyl	µg/l	1.28 ± 0.21	- ± -	0.293	-	-
Atrazine-desisopropyl	µg/l	1 ± 0.0449	1 ± 0.2	0.141	99.5	-0.03
Bromacil	µg/l	0.637 ± 0.0196	- ± -	0.0892	-	-
Chloridazon	µg/l	0.547 ± 0.0215	0.602 ± 0.12	0.0712	110	0.77
Chloridazon-desphenyl	µg/l	0.278 ± 0.00853	0.206 ± 0.04	0.0305	74.2	-2.35
Chloridazon-methyl-desphenyl	µg/l	0.123 ± 0.00511	0.111 ± 0.02	0.016	90.3	-0.75
Clopyralid	µg/l	0.266 ± 0.038	- ± -	0.0904	-	-
Cyanazine	µg/l	0.316 ± 0.0129	0.324 ± 0.06	0.0442	103	0.19
Dimethenamide	µg/l	0.633 ± 0.0185	0.64 ± 0.12	0.0627	101	0.11
Diuron	µg/l	0.3 ± 0.0138	0.306 ± 0.06	0.0391	102	0.14
Metolachlor	µg/l	0.809 ± 0.0215	0.445 ± 0.1	0.121	55	-3.00
N,N-Dimethylsulfamide (DMS)	µg/l	0.319 ± 0.0287	- ± -	0.0478	-	-
Nicosulfurone	µg/l	0.422 ± 0.0834	0.593 ± 0.012	0.156	141	1.10
Prometryn	µg/l	0.411 ± 0.0119	0.091 ± 0.01	0.0535	22.1	-5.99
Propazine	µg/l	0.49 ± 0.0145	0.499 ± 0.1	0.0636	102	0.15
Sebuthylazine	µg/l	0.865 ± 0.0278	- ± -	0.0804	-	-
Simazine	µg/l	0.225 ± 0.00929	0.242 ± 0.05	0.0247	108	0.70
Terbuthylazine	µg/l	0.202 ± 0.00656	- ± -	0.0222	-	-
Terbuthylazine-desethyl	µg/l	0.839 ± 0.038	0.868 ± 0.2	0.0923	103	0.32
Terbutryn	µg/l	1.09 ± 0.0266	- ± -	0.109	-	-

Sample: H109B

Parameter	Unit	Assigned value ± U (k=2)	Result ± U	Criterion	Recovery [%]	z-Score
2,6-Dichlorobenzamide	µg/l	0.42 ± 0.023	- ± -	0.063	-	-
Alachlor	µg/l	0.561 ± 0.015	0.619 ± 0.12	0.0673	110	0.86

Parameter	Unit	Assigned value ± U (k=2)	Result ± U	Criterion	Recovery [%]	z-Score
Atrazine	µg/l	0.943 ± 0.0251	0.97 ± 0.2	0.104	103	0.26
Atrazine-desethyl	µg/l	0.332 ± 0.0122	0.34 ± 0.06	0.0398	103	0.21
Atrazine-desethyl-desisopropyl	µg/l	0.355 ± 0.0626	- ± -	0.0888	-	-
Atrazine-desisopropyl	µg/l	0.485 ± 0.0152	0.486 ± 0.1	0.0679	100	0.01
Bromacil	µg/l	0.524 ± 0.0207	- ± -	0.0734	-	-
Chloridazon	µg/l	0.808 ± 0.0288	0.89 ± 0.2	0.105	110	0.78
Chloridazon-desphenyl	µg/l	0.378 ± 0.00679	0.285 ± 0.06	0.0416	75.3	-2.25
Chloridazon-methyl-desphenyl	µg/l	0.0237* ± 0.00262	0.021 ± 0.01	-	-	-
Clopyralid	µg/l	0.4 ± 0.0493	- ± -	0.136	-	-
Cyanazine	µg/l	0.545 ± 0.0223	0.561 ± 0.12	0.0763	103	0.21
Dimethenamide	µg/l	0.933 ± 0.0354	0.925 ± 0.2	0.0924	99.1	-0.09
Diuron	µg/l	0.541 ± 0.0313	0.536 ± 0.1	0.0703	99.1	-0.07
Metolachlor	µg/l	0.296 ± 0.00727	0.16 ± 0.03	0.0444	54	-3.07
N,N-Dimethylsulfamide (DMS)	µg/l	0.514 ± 0.0272	- ± -	0.0771	-	-
Nicosulfurone	µg/l	0.177* ± 0.0155	0.266 ± 0.06	-	-	-
Prometryn	µg/l	0.707 ± 0.0368	0.103 ± 0.02	0.0919	14.6	-6.57
Propazine	µg/l	0.957 ± 0.0289	0.984 ± 0.2	0.124	103	0.21
Sebuthylazine	µg/l	0.269 ± 0.00748	- ± -	0.025	-	-
Simazine	µg/l	0.215 ± 0.00823	0.231 ± 0.05	0.0236	108	0.69
Terbuthylazine	µg/l	0.354 ± 0.0123	- ± -	0.039	-	-
Terbuthylazine-desethyl	µg/l	0.248 ± 0.00902	0.265 ± 0.05	0.0273	107	0.62
Terbutryn	µg/l	1.23 ± 0.0554	- ± -	0.123	-	-

*no evaluation possible, for details please see the respective report



Sample: H109A

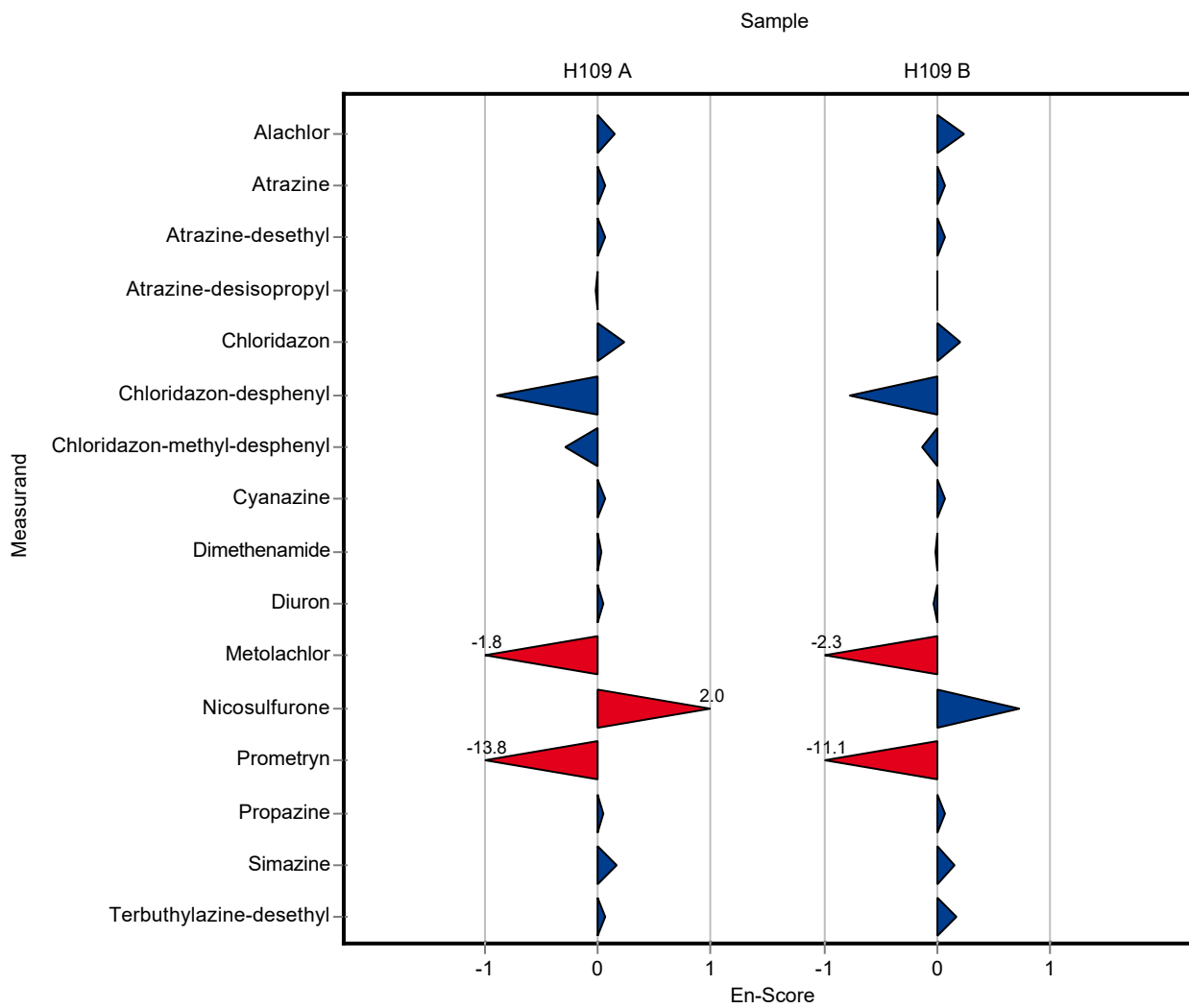
Parameter	Unit	Assigned value ± U (k=2)	Result ± U	Criterion	Recovery [%]	En-Score
2,6-Dichlorobenzamide	µg/l	1.04 ± 0.0504	- ± -	0.156	-	-
Alachlor	µg/l	1.18 ± 0.0434	1.27 ± 0.3	0.141	108	0.16
Atrazine	µg/l	0.502 ± 0.0167	0.513 ± 0.1	0.0552	102	0.06
Atrazine-desethyl	µg/l	1.31 ± 0.0533	1.35 ± 0.3	0.157	103	0.07
Atrazine-desethyl-desisopropyl	µg/l	1.28 ± 0.21	- ± -	0.293	-	-
Atrazine-desisopropyl	µg/l	1 ± 0.0449	1 ± 0.2	0.141	99.5	-0.01
Bromacil	µg/l	0.637 ± 0.0196	- ± -	0.0892	-	-
Chloridazon	µg/l	0.547 ± 0.0215	0.602 ± 0.12	0.0712	110	0.23
Chloridazon-desphenyl	µg/l	0.278 ± 0.00853	0.206 ± 0.04	0.0305	74.2	-0.89
Chloridazon-methyl-desphenyl	µg/l	0.123 ± 0.00511	0.111 ± 0.02	0.016	90.3	-0.30
Clopyralid	µg/l	0.266 ± 0.038	- ± -	0.0904	-	-
Cyanazine	µg/l	0.316 ± 0.0129	0.324 ± 0.06	0.0442	103	0.07
Dimethenamide	µg/l	0.633 ± 0.0185	0.64 ± 0.12	0.0627	101	0.03
Diuron	µg/l	0.3 ± 0.0138	0.306 ± 0.06	0.0391	102	0.05
Metolachlor	µg/l	0.809 ± 0.0215	0.445 ± 0.1	0.121	55	-1.81
N,N-Dimethylsulfamide (DMS)	µg/l	0.319 ± 0.0287	- ± -	0.0478	-	-
Nicosulfurone	µg/l	0.422 ± 0.0834	0.593 ± 0.012	0.156	141	1.97
Prometryn	µg/l	0.411 ± 0.0119	0.091 ± 0.01	0.0535	22.1	-13.80
Propazine	µg/l	0.49 ± 0.0145	0.499 ± 0.1	0.0636	102	0.05
Sebuthylazine	µg/l	0.865 ± 0.0278	- ± -	0.0804	-	-
Simazine	µg/l	0.225 ± 0.00929	0.242 ± 0.05	0.0247	108	0.17
Terbuthylazine	µg/l	0.202 ± 0.00656	- ± -	0.0222	-	-
Terbuthylazine-desethyl	µg/l	0.839 ± 0.038	0.868 ± 0.2	0.0923	103	0.07
Terbutryn	µg/l	1.09 ± 0.0266	- ± -	0.109	-	-

Sample: H109B

Parameter	Unit	Assigned value ± U (k=2)	Result ± U	Criterion	Recovery [%]	En-Score
2,6-Dichlorobenzamide	µg/l	0.42 ± 0.023	- ± -	0.063	-	-
Alachlor	µg/l	0.561 ± 0.015	0.619 ± 0.12	0.0673	110	0.24

Parameter	Unit	Assigned value ± U (k=2)	Result ± U	Criterion	Recovery [%]	En-Score
Atrazine	µg/l	0.943 ± 0.0251	0.97 ± 0.2	0.104	103	0.07
Atrazine-desethyl	µg/l	0.332 ± 0.0122	0.34 ± 0.06	0.0398	103	0.07
Atrazine-desethyl-desisopropyl	µg/l	0.355 ± 0.0626	- ± -	0.0888	-	-
Atrazine-desisopropyl	µg/l	0.485 ± 0.0152	0.486 ± 0.1	0.0679	100	0.00
Bromacil	µg/l	0.524 ± 0.0207	- ± -	0.0734	-	-
Chloridazon	µg/l	0.808 ± 0.0288	0.89 ± 0.2	0.105	110	0.20
Chloridazon-desphenyl	µg/l	0.378 ± 0.00679	0.285 ± 0.06	0.0416	75.3	-0.78
Chloridazon-methyl-desphenyl	µg/l	0.0237* ± 0.00262	0.021 ± 0.01	-	-	-
Clopyralid	µg/l	0.4 ± 0.0493	- ± -	0.136	-	-
Cyanazine	µg/l	0.545 ± 0.0223	0.561 ± 0.12	0.0763	103	0.07
Dimethenamide	µg/l	0.933 ± 0.0354	0.925 ± 0.2	0.0924	99.1	-0.02
Diuron	µg/l	0.541 ± 0.0313	0.536 ± 0.1	0.0703	99.1	-0.03
Metolachlor	µg/l	0.296 ± 0.00727	0.16 ± 0.03	0.0444	54	-2.26
N,N-Dimethylsulfamide (DMS)	µg/l	0.514 ± 0.0272	- ± -	0.0771	-	-
Nicosulfurone	µg/l	0.177* ± 0.0155	0.266 ± 0.06	-	-	-
Prometryn	µg/l	0.707 ± 0.0368	0.103 ± 0.02	0.0919	14.6	-11.10
Propazine	µg/l	0.957 ± 0.0289	0.984 ± 0.2	0.124	103	0.07
Sebuthylazine	µg/l	0.269 ± 0.00748	- ± -	0.025	-	-
Simazine	µg/l	0.215 ± 0.00823	0.231 ± 0.05	0.0236	108	0.16
Terbuthylazine	µg/l	0.354 ± 0.0123	- ± -	0.039	-	-
Terbuthylazine-desethyl	µg/l	0.248 ± 0.00902	0.265 ± 0.05	0.0273	107	0.17
Terbutryn	µg/l	1.23 ± 0.0554	- ± -	0.123	-	-

*no evaluation possible, for details please see the respective report



Sample: H109A

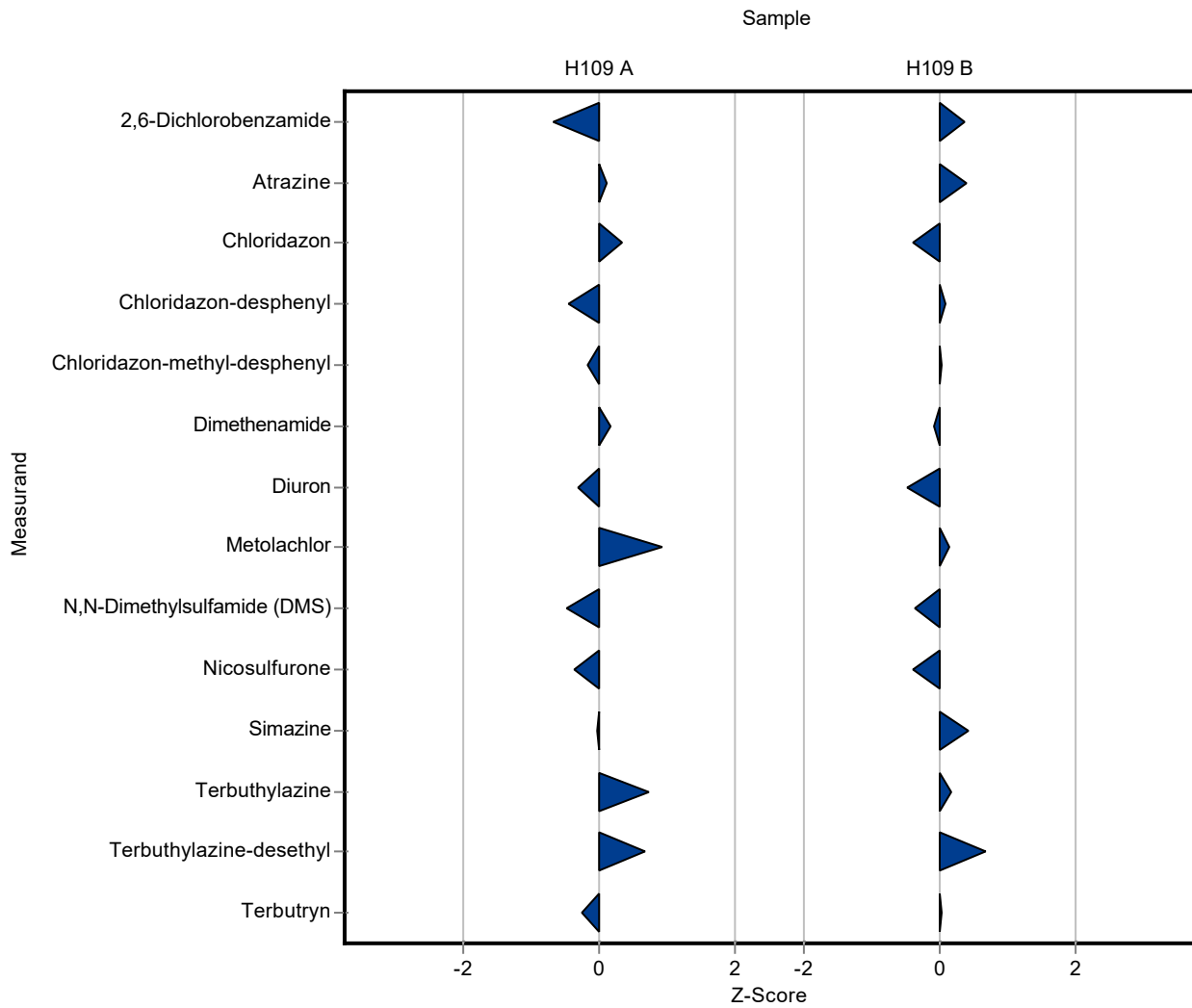
Parameter	Unit	Assigned value ± U (k=2)	Result ± U	Criterion	Recovery [%]	z-Score
2,6-Dichlorobenzamide	µg/l	1.04 ± 0.0504	0.932 ± 0.186	0.156	89.8	-0.68
Alachlor	µg/l	1.18 ± 0.0434	- ± -	0.141	-	-
Atrazine	µg/l	0.502 ± 0.0167	0.507 ± 0.127	0.0552	101	0.09
Atrazine-desethyl	µg/l	1.31 ± 0.0533	- ± -	0.157	-	-
Atrazine-desethyl-desisopropyl	µg/l	1.28 ± 0.21	- ± -	0.293	-	-
Atrazine-desisopropyl	µg/l	1 ± 0.0449	- ± -	0.141	-	-
Bromacil	µg/l	0.637 ± 0.0196	- ± -	0.0892	-	-
Chloridazon	µg/l	0.547 ± 0.0215	0.571 ± 0.114	0.0712	104	0.33
Chloridazon-desphenyl	µg/l	0.278 ± 0.00853	0.264 ± 0.053	0.0305	95.1	-0.45
Chloridazon-methyl-desphenyl	µg/l	0.123 ± 0.00511	0.12 ± 0.03	0.016	97.6	-0.18
Clopyralid	µg/l	0.266 ± 0.038	- ± -	0.0904	-	-
Cyanazine	µg/l	0.316 ± 0.0129	- ± -	0.0442	-	-
Dimethenamide	µg/l	0.633 ± 0.0185	0.644 ± 0.161	0.0627	102	0.18
Diuron	µg/l	0.3 ± 0.0138	0.288 ± 0.058	0.0391	95.9	-0.32
Metolachlor	µg/l	0.809 ± 0.0215	0.922 ± 0.184	0.121	114	0.93
N,N-Dimethylsulfamide (DMS)	µg/l	0.319 ± 0.0287	0.295 ± 0.044	0.0478	92.5	-0.50
Nicosulfurone	µg/l	0.422 ± 0.0834	0.364 ± 0.073	0.156	86.3	-0.37
Prometryn	µg/l	0.411 ± 0.0119	- ± -	0.0535	-	-
Propazine	µg/l	0.49 ± 0.0145	- ± -	0.0636	-	-
Sebuthylazine	µg/l	0.865 ± 0.0278	- ± -	0.0804	-	-
Simazine	µg/l	0.225 ± 0.00929	0.224 ± 0.034	0.0247	99.7	-0.03
Terbuthylazine	µg/l	0.202 ± 0.00656	0.218 ± 0.044	0.0222	108	0.71
Terbuthylazine-desethyl	µg/l	0.839 ± 0.038	0.901 ± 0.225	0.0923	107	0.67
Terbutryn	µg/l	1.09 ± 0.0266	1.058 ± 0.265	0.109	97.3	-0.27

Sample: H109B

Parameter	Unit	Assigned value ± U (k=2)	Result ± U	Criterion	Recovery [%]	z-Score
2,6-Dichlorobenzamide	µg/l	0.42 ± 0.023	0.443 ± 0.089	0.063	105	0.36
Alachlor	µg/l	0.561 ± 0.015	- ± -	0.0673	-	-

Parameter	Unit	Assigned value ± U (k=2)	Result ± U	Criterion	Recovery [%]	z-Score
Atrazine	µg/l	0.943 ± 0.0251	0.983 ± 0.246	0.104	104	0.39
Atrazine-desethyl	µg/l	0.332 ± 0.0122	- ± -	0.0398	-	-
Atrazine-desethyl-desisopropyl	µg/l	0.355 ± 0.0626	- ± -	0.0888	-	-
Atrazine-desisopropyl	µg/l	0.485 ± 0.0152	- ± -	0.0679	-	-
Bromacil	µg/l	0.524 ± 0.0207	- ± -	0.0734	-	-
Chloridazon	µg/l	0.808 ± 0.0288	0.768 ± 0.154	0.105	95.1	-0.38
Chloridazon-desphenyl	µg/l	0.378 ± 0.00679	0.382 ± 0.076	0.0416	101	0.08
Chloridazon-methyl-desphenyl	µg/l	0.0237* ± 0.00262	0.024 ± 0.006	-	-	-
Clopyralid	µg/l	0.4 ± 0.0493	- ± -	0.136	-	-
Cyanazine	µg/l	0.545 ± 0.0223	- ± -	0.0763	-	-
Dimethenamide	µg/l	0.933 ± 0.0354	0.927 ± 0.232	0.0924	99.3	-0.07
Diuron	µg/l	0.541 ± 0.0313	0.507 ± 0.101	0.0703	93.7	-0.48
Metolachlor	µg/l	0.296 ± 0.00727	0.303 ± 0.061	0.0444	102	0.15
N,N-Dimethylsulfamide (DMS)	µg/l	0.514 ± 0.0272	0.486 ± 0.073	0.0771	94.6	-0.36
Nicosulfurone	µg/l	0.177* ± 0.0155	0.152 ± 0.03	-	-	-
Prometryn	µg/l	0.707 ± 0.0368	- ± -	0.0919	-	-
Propazine	µg/l	0.957 ± 0.0289	- ± -	0.124	-	-
Sebuthylazine	µg/l	0.269 ± 0.00748	- ± -	0.025	-	-
Simazine	µg/l	0.215 ± 0.00823	0.225 ± 0.034	0.0236	105	0.44
Terbuthylazine	µg/l	0.354 ± 0.0123	0.361 ± 0.072	0.039	102	0.18
Terbuthylazine-desethyl	µg/l	0.248 ± 0.00902	0.267 ± 0.067	0.0273	108	0.69
Terbutryn	µg/l	1.23 ± 0.0554	1.231 ± 0.308	0.123	100	0.03

*no evaluation possible, for details please see the respective report



Sample: H109A

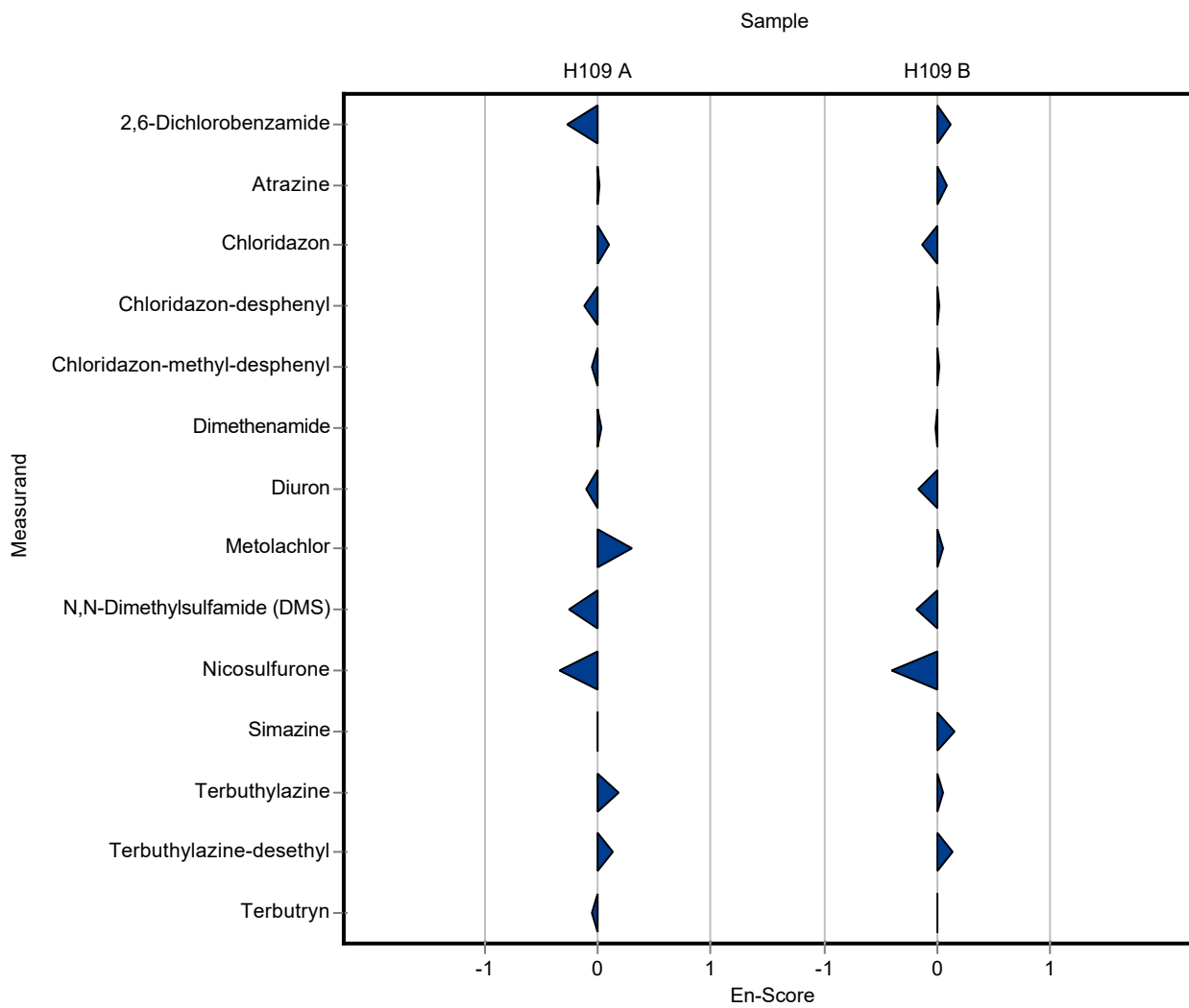
Parameter	Unit	Assigned value ± U (k=2)	Result ± U	Criterion	Recovery [%]	En-Score
2,6-Dichlorobenzamide	µg/l	1.04 ± 0.0504	0.932 ± 0.186	0.156	89.8	-0.28
Alachlor	µg/l	1.18 ± 0.0434	- ± -	0.141	-	-
Atrazine	µg/l	0.502 ± 0.0167	0.507 ± 0.127	0.0552	101	0.02
Atrazine-desethyl	µg/l	1.31 ± 0.0533	- ± -	0.157	-	-
Atrazine-desethyl-desisopropyl	µg/l	1.28 ± 0.21	- ± -	0.293	-	-
Atrazine-desisopropyl	µg/l	1 ± 0.0449	- ± -	0.141	-	-
Bromacil	µg/l	0.637 ± 0.0196	- ± -	0.0892	-	-
Chloridazon	µg/l	0.547 ± 0.0215	0.571 ± 0.114	0.0712	104	0.10
Chloridazon-desphenyl	µg/l	0.278 ± 0.00853	0.264 ± 0.053	0.0305	95.1	-0.13
Chloridazon-methyl-desphenyl	µg/l	0.123 ± 0.00511	0.12 ± 0.03	0.016	97.6	-0.05
Clopyralid	µg/l	0.266 ± 0.038	- ± -	0.0904	-	-
Cyanazine	µg/l	0.316 ± 0.0129	- ± -	0.0442	-	-
Dimethenamide	µg/l	0.633 ± 0.0185	0.644 ± 0.161	0.0627	102	0.03
Diuron	µg/l	0.3 ± 0.0138	0.288 ± 0.058	0.0391	95.9	-0.11
Metolachlor	µg/l	0.809 ± 0.0215	0.922 ± 0.184	0.121	114	0.31
N,N-Dimethylsulfamide (DMS)	µg/l	0.319 ± 0.0287	0.295 ± 0.044	0.0478	92.5	-0.26
Nicosulfurone	µg/l	0.422 ± 0.0834	0.364 ± 0.073	0.156	86.3	-0.34
Prometryn	µg/l	0.411 ± 0.0119	- ± -	0.0535	-	-
Propazine	µg/l	0.49 ± 0.0145	- ± -	0.0636	-	-
Sebuthylazine	µg/l	0.865 ± 0.0278	- ± -	0.0804	-	-
Simazine	µg/l	0.225 ± 0.00929	0.224 ± 0.034	0.0247	99.7	-0.01
Terbuthylazine	µg/l	0.202 ± 0.00656	0.218 ± 0.044	0.0222	108	0.18
Terbuthylazine-desethyl	µg/l	0.839 ± 0.038	0.901 ± 0.225	0.0923	107	0.14
Terbutryn	µg/l	1.09 ± 0.0266	1.058 ± 0.265	0.109	97.3	-0.06

Sample: H109B

Parameter	Unit	Assigned value ± U (k=2)	Result ± U	Criterion	Recovery [%]	En-Score
2,6-Dichlorobenzamide	µg/l	0.42 ± 0.023	0.443 ± 0.089	0.063	105	0.13
Alachlor	µg/l	0.561 ± 0.015	- ± -	0.0673	-	-

Parameter	Unit	Assigned value ± U (k=2)	Result ± U	Criterion	Recovery [%]	En-Score
Atrazine	µg/l	0.943 ± 0.0251	0.983 ± 0.246	0.104	104	0.08
Atrazine-desethyl	µg/l	0.332 ± 0.0122	- ± -	0.0398	-	-
Atrazine-desethyl-desisopropyl	µg/l	0.355 ± 0.0626	- ± -	0.0888	-	-
Atrazine-desisopropyl	µg/l	0.485 ± 0.0152	- ± -	0.0679	-	-
Bromacil	µg/l	0.524 ± 0.0207	- ± -	0.0734	-	-
Chloridazon	µg/l	0.808 ± 0.0288	0.768 ± 0.154	0.105	95.1	-0.13
Chloridazon-desphenyl	µg/l	0.378 ± 0.00679	0.382 ± 0.076	0.0416	101	0.02
Chloridazon-methyl-desphenyl	µg/l	0.0237* ± 0.00262	0.024 ± 0.006	-	-	-
Clopyralid	µg/l	0.4 ± 0.0493	- ± -	0.136	-	-
Cyanazine	µg/l	0.545 ± 0.0223	- ± -	0.0763	-	-
Dimethenamide	µg/l	0.933 ± 0.0354	0.927 ± 0.232	0.0924	99.3	-0.01
Diuron	µg/l	0.541 ± 0.0313	0.507 ± 0.101	0.0703	93.7	-0.17
Metolachlor	µg/l	0.296 ± 0.00727	0.303 ± 0.061	0.0444	102	0.05
N,N-Dimethylsulfamide (DMS)	µg/l	0.514 ± 0.0272	0.486 ± 0.073	0.0771	94.6	-0.19
Nicosulfurone	µg/l	0.177* ± 0.0155	0.152 ± 0.03	-	-	-
Prometryn	µg/l	0.707 ± 0.0368	- ± -	0.0919	-	-
Propazine	µg/l	0.957 ± 0.0289	- ± -	0.124	-	-
Sebuthylazine	µg/l	0.269 ± 0.00748	- ± -	0.025	-	-
Simazine	µg/l	0.215 ± 0.00823	0.225 ± 0.034	0.0236	105	0.15
Terbuthylazine	µg/l	0.354 ± 0.0123	0.361 ± 0.072	0.039	102	0.05
Terbuthylazine-desethyl	µg/l	0.248 ± 0.00902	0.267 ± 0.067	0.0273	108	0.14
Terbutryn	µg/l	1.23 ± 0.0554	1.231 ± 0.308	0.123	100	0.01

*no evaluation possible, for details please see the respective report



Sample: H109A

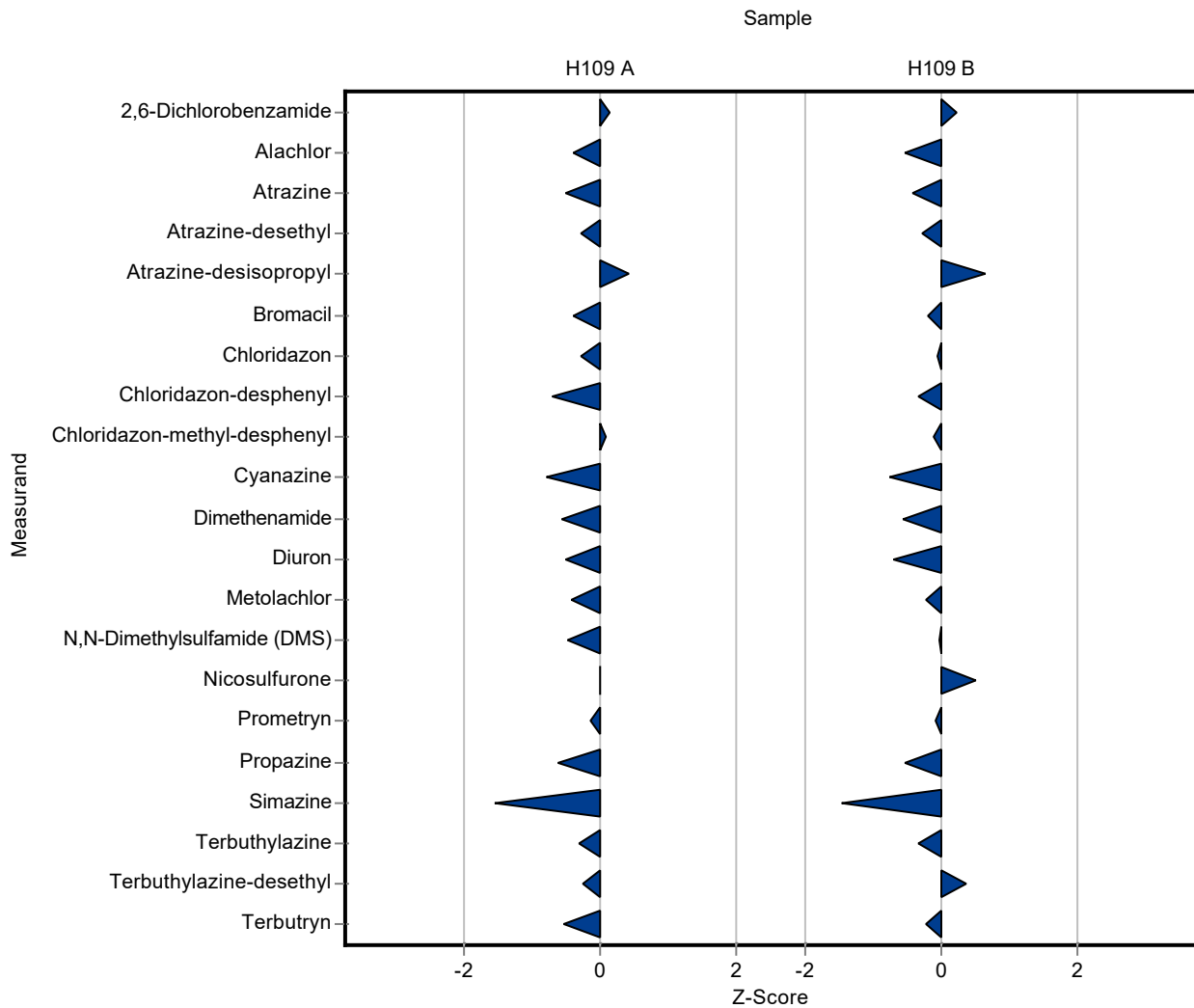
Parameter	Unit	Assigned value ± U (k=2)	Result ± U	Criterion	Recovery [%]	z-Score
2,6-Dichlorobenzamide	µg/l	1.04 ± 0.0504	1.058 ± 0.37	0.156	102	0.13
Alachlor	µg/l	1.18 ± 0.0434	1.121 ± 0.37	0.141	95.3	-0.39
Atrazine	µg/l	0.502 ± 0.0167	0.474 ± 0.118	0.0552	94.5	-0.50
Atrazine-desethyl	µg/l	1.31 ± 0.0533	1.263 ± 0.315	0.157	96.4	-0.30
Atrazine-desethyl-desisopropyl	µg/l	1.28 ± 0.21	- ± -	0.293	-	-
Atrazine-desisopropyl	µg/l	1 ± 0.0449	1.065 ± 0.2666	0.141	106	0.43
Bromacil	µg/l	0.637 ± 0.0196	0.602 ± 0.15	0.0892	94.5	-0.39
Chloridazon	µg/l	0.547 ± 0.0215	0.527 ± 0.158	0.0712	96.3	-0.29
Chloridazon-desphenyl	µg/l	0.278 ± 0.00853	0.256 ± 0.115	0.0305	92.2	-0.71
Chloridazon-methyl-desphenyl	µg/l	0.123 ± 0.00511	0.124 ± 0.037	0.016	101	0.07
Clopyralid	µg/l	0.266 ± 0.038	- ± -	0.0904	-	-
Cyanazine	µg/l	0.316 ± 0.0129	0.281 ± 0.07	0.0442	89	-0.78
Dimethenamide	µg/l	0.633 ± 0.0185	0.597 ± 0.149	0.0627	94.3	-0.57
Diuron	µg/l	0.3 ± 0.0138	0.28 ± 0.07	0.0391	93.2	-0.52
Metolachlor	µg/l	0.809 ± 0.0215	0.757 ± 0.189	0.121	93.5	-0.43
N,N-Dimethylsulfamide (DMS)	µg/l	0.319 ± 0.0287	0.296 ± 0.088	0.0478	92.8	-0.48
Nicosulfurone	µg/l	0.422 ± 0.0834	0.423 ± 0.105	0.156	100	0.01
Prometryn	µg/l	0.411 ± 0.0119	0.403 ± 0.1	0.0535	98	-0.16
Propazine	µg/l	0.49 ± 0.0145	0.449 ± 0.112	0.0636	91.7	-0.64
Sebuthylazine	µg/l	0.865 ± 0.0278	- ± -	0.0804	-	-
Simazine	µg/l	0.225 ± 0.00929	0.186 ± 0.046	0.0247	82.8	-1.57
Terbuthylazine	µg/l	0.202 ± 0.00656	0.195 ± 0.048	0.0222	96.5	-0.32
Terbuthylazine-desethyl	µg/l	0.839 ± 0.038	0.816 ± 0.204	0.0923	97.3	-0.25
Terbutryn	µg/l	1.09 ± 0.0266	1.03 ± 0.257	0.109	94.7	-0.53

Sample: H109B

Parameter	Unit	Assigned value ± U (k=2)	Result ± U	Criterion	Recovery [%]	z-Score
2,6-Dichlorobenzamide	µg/l	0.42 ± 0.023	0.434 ± 0.108	0.063	103	0.22
Alachlor	µg/l	0.561 ± 0.015	0.525 ± 0.131	0.0673	93.6	-0.53

Parameter	Unit	Assigned value ± U (k=2)	Result ± U	Criterion	Recovery [%]	z-Score
Atrazine	µg/l	0.943 ± 0.0251	0.9 ± 0.225	0.104	95.5	-0.41
Atrazine-desethyl	µg/l	0.332 ± 0.0122	0.321 ± 0.08	0.0398	96.8	-0.26
Atrazine-desethyl-desisopropyl	µg/l	0.355 ± 0.0626	- ± -	0.0888	-	-
Atrazine-desisopropyl	µg/l	0.485 ± 0.0152	0.53 ± 0.132	0.0679	109	0.66
Bromacil	µg/l	0.524 ± 0.0207	0.51 ± 0.127	0.0734	97.3	-0.19
Chloridazon	µg/l	0.808 ± 0.0288	0.804 ± 0.241	0.105	99.5	-0.04
Chloridazon-desphenyl	µg/l	0.378 ± 0.00679	0.365 ± 0.164	0.0416	96.4	-0.32
Chloridazon-methyl-desphenyl	µg/l	0.0237* ± 0.00262	0.023 ± 0.007	-	-	-
Clopyralid	µg/l	0.4 ± 0.0493	- ± -	0.136	-	-
Cyanazine	µg/l	0.545 ± 0.0223	0.488 ± 0.122	0.0763	89.5	-0.75
Dimethenamide	µg/l	0.933 ± 0.0354	0.881 ± 0.22	0.0924	94.4	-0.57
Diuron	µg/l	0.541 ± 0.0313	0.492 ± 0.123	0.0703	90.9	-0.70
Metolachlor	µg/l	0.296 ± 0.00727	0.287 ± 0.071	0.0444	96.9	-0.21
N,N-Dimethylsulfamide (DMS)	µg/l	0.514 ± 0.0272	0.512 ± 0.153	0.0771	99.7	-0.02
Nicosulfurone	µg/l	0.177* ± 0.0155	0.21 ± 0.052	-	-	-
Prometryn	µg/l	0.707 ± 0.0368	0.7 ± 0.175	0.0919	99	-0.08
Propazine	µg/l	0.957 ± 0.0289	0.893 ± 0.223	0.124	93.3	-0.52
Sebuthylazine	µg/l	0.269 ± 0.00748	- ± -	0.025	-	-
Simazine	µg/l	0.215 ± 0.00823	0.18 ± 0.045	0.0236	83.9	-1.47
Terbuthylazine	µg/l	0.354 ± 0.0123	0.341 ± 0.085	0.039	96.3	-0.34
Terbuthylazine-desethyl	µg/l	0.248 ± 0.00902	0.258 ± 0.064	0.0273	104	0.36
Terbutryn	µg/l	1.23 ± 0.0554	1.201 ± 0.3	0.123	97.9	-0.21

*no evaluation possible, for details please see the respective report



Sample: H109A

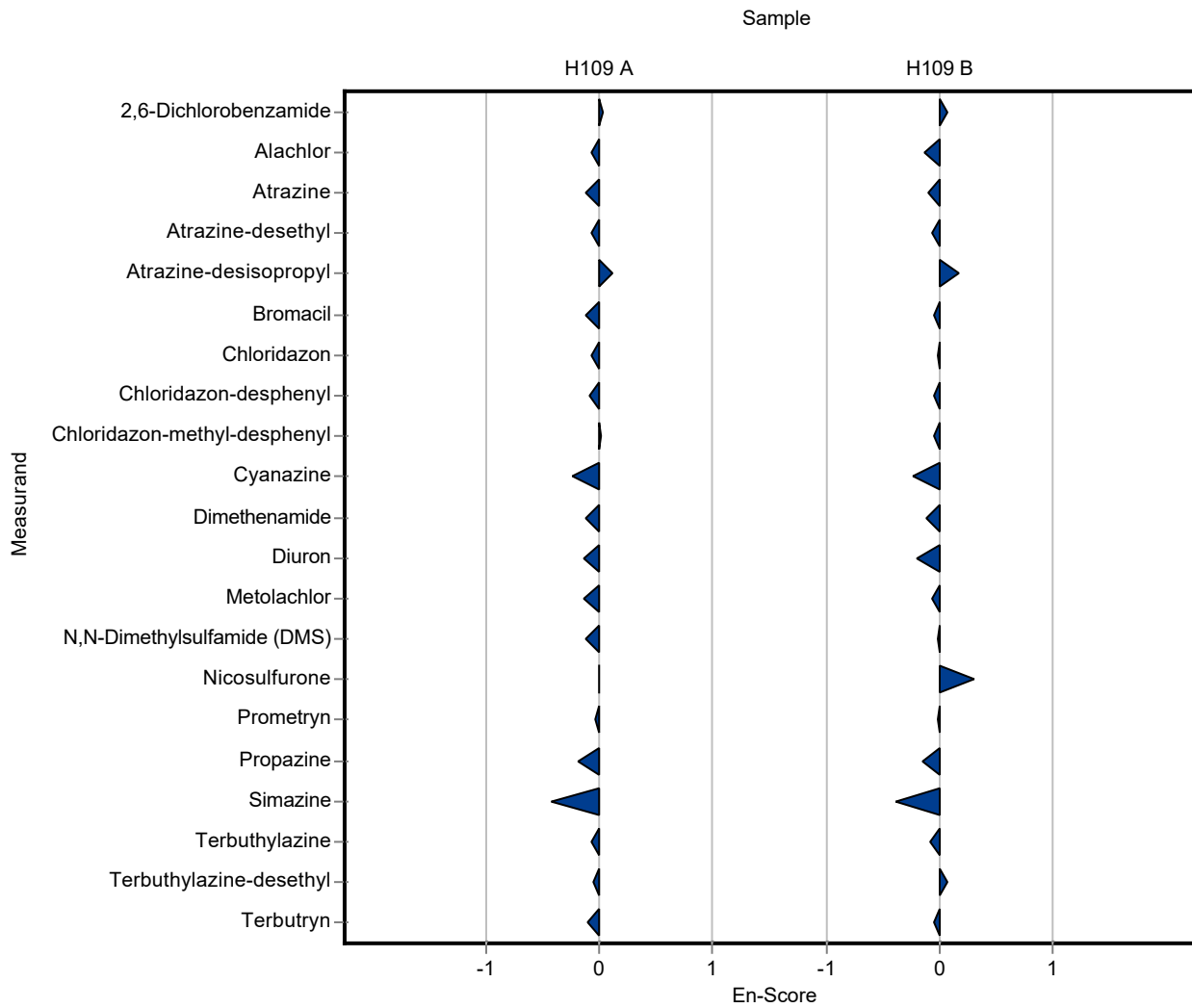
Parameter	Unit	Assigned value ± U (k=2)	Result ± U	Criterion	Recovery [%]	En-Score
2,6-Dichlorobenzamide	µg/l	1.04 ± 0.0504	1.058 ± 0.37	0.156	102	0.03
Alachlor	µg/l	1.18 ± 0.0434	1.121 ± 0.37	0.141	95.3	-0.07
Atrazine	µg/l	0.502 ± 0.0167	0.474 ± 0.118	0.0552	94.5	-0.12
Atrazine-desethyl	µg/l	1.31 ± 0.0533	1.263 ± 0.315	0.157	96.4	-0.07
Atrazine-desethyl-desisopropyl	µg/l	1.28 ± 0.21	- ± -	0.293	-	-
Atrazine-desisopropyl	µg/l	1 ± 0.0449	1.065 ± 0.2666	0.141	106	0.11
Bromacil	µg/l	0.637 ± 0.0196	0.602 ± 0.15	0.0892	94.5	-0.12
Chloridazon	µg/l	0.547 ± 0.0215	0.527 ± 0.158	0.0712	96.3	-0.06
Chloridazon-desphenyl	µg/l	0.278 ± 0.00853	0.256 ± 0.115	0.0305	92.2	-0.09
Chloridazon-methyl-desphenyl	µg/l	0.123 ± 0.00511	0.124 ± 0.037	0.016	101	0.01
Clopyralid	µg/l	0.266 ± 0.038	- ± -	0.0904	-	-
Cyanazine	µg/l	0.316 ± 0.0129	0.281 ± 0.07	0.0442	89	-0.25
Dimethenamide	µg/l	0.633 ± 0.0185	0.597 ± 0.149	0.0627	94.3	-0.12
Diuron	µg/l	0.3 ± 0.0138	0.28 ± 0.07	0.0391	93.2	-0.14
Metolachlor	µg/l	0.809 ± 0.0215	0.757 ± 0.189	0.121	93.5	-0.14
N,N-Dimethylsulfamide (DMS)	µg/l	0.319 ± 0.0287	0.296 ± 0.088	0.0478	92.8	-0.13
Nicosulfurone	µg/l	0.422 ± 0.0834	0.423 ± 0.105	0.156	100	0.00
Prometryn	µg/l	0.411 ± 0.0119	0.403 ± 0.1	0.0535	98	-0.04
Propazine	µg/l	0.49 ± 0.0145	0.449 ± 0.112	0.0636	91.7	-0.18
Sebuthylazine	µg/l	0.865 ± 0.0278	- ± -	0.0804	-	-
Simazine	µg/l	0.225 ± 0.00929	0.186 ± 0.046	0.0247	82.8	-0.42
Terbuthylazine	µg/l	0.202 ± 0.00656	0.195 ± 0.048	0.0222	96.5	-0.07
Terbuthylazine-desethyl	µg/l	0.839 ± 0.038	0.816 ± 0.204	0.0923	97.3	-0.06
Terbutryn	µg/l	1.09 ± 0.0266	1.03 ± 0.257	0.109	94.7	-0.11

Sample: H109B

Parameter	Unit	Assigned value ± U (k=2)	Result ± U	Criterion	Recovery [%]	En-Score
2,6-Dichlorobenzamide	µg/l	0.42 ± 0.023	0.434 ± 0.108	0.063	103	0.06
Alachlor	µg/l	0.561 ± 0.015	0.525 ± 0.131	0.0673	93.6	-0.14

Parameter	Unit	Assigned value ± U (k=2)	Result ± U	Criterion	Recovery [%]	En-Score
Atrazine	µg/l	0.943 ± 0.0251	0.9 ± 0.225	0.104	95.5	-0.10
Atrazine-desethyl	µg/l	0.332 ± 0.0122	0.321 ± 0.08	0.0398	96.8	-0.07
Atrazine-desethyl-desisopropyl	µg/l	0.355 ± 0.0626	- ± -	0.0888	-	-
Atrazine-desisopropyl	µg/l	0.485 ± 0.0152	0.53 ± 0.132	0.0679	109	0.17
Bromacil	µg/l	0.524 ± 0.0207	0.51 ± 0.127	0.0734	97.3	-0.06
Chloridazon	µg/l	0.808 ± 0.0288	0.804 ± 0.241	0.105	99.5	-0.01
Chloridazon-desphenyl	µg/l	0.378 ± 0.00679	0.365 ± 0.164	0.0416	96.4	-0.04
Chloridazon-methyl-desphenyl	µg/l	0.0237* ± 0.00262	0.023 ± 0.007	-	-	-
Clopyralid	µg/l	0.4 ± 0.0493	- ± -	0.136	-	-
Cyanazine	µg/l	0.545 ± 0.0223	0.488 ± 0.122	0.0763	89.5	-0.23
Dimethenamide	µg/l	0.933 ± 0.0354	0.881 ± 0.22	0.0924	94.4	-0.12
Diuron	µg/l	0.541 ± 0.0313	0.492 ± 0.123	0.0703	90.9	-0.20
Metolachlor	µg/l	0.296 ± 0.00727	0.287 ± 0.071	0.0444	96.9	-0.07
N,N-Dimethylsulfamide (DMS)	µg/l	0.514 ± 0.0272	0.512 ± 0.153	0.0771	99.7	-0.01
Nicosulfurone	µg/l	0.177* ± 0.0155	0.21 ± 0.052	-	-	-
Prometryn	µg/l	0.707 ± 0.0368	0.7 ± 0.175	0.0919	99	-0.02
Propazine	µg/l	0.957 ± 0.0289	0.893 ± 0.223	0.124	93.3	-0.14
Sebuthylazine	µg/l	0.269 ± 0.00748	- ± -	0.025	-	-
Simazine	µg/l	0.215 ± 0.00823	0.18 ± 0.045	0.0236	83.9	-0.38
Terbuthylazine	µg/l	0.354 ± 0.0123	0.341 ± 0.085	0.039	96.3	-0.08
Terbuthylazine-desethyl	µg/l	0.248 ± 0.00902	0.258 ± 0.064	0.0273	104	0.08
Terbutryn	µg/l	1.23 ± 0.0554	1.201 ± 0.3	0.123	97.9	-0.04

*no evaluation possible, for details please see the respective report



Sample: H109A

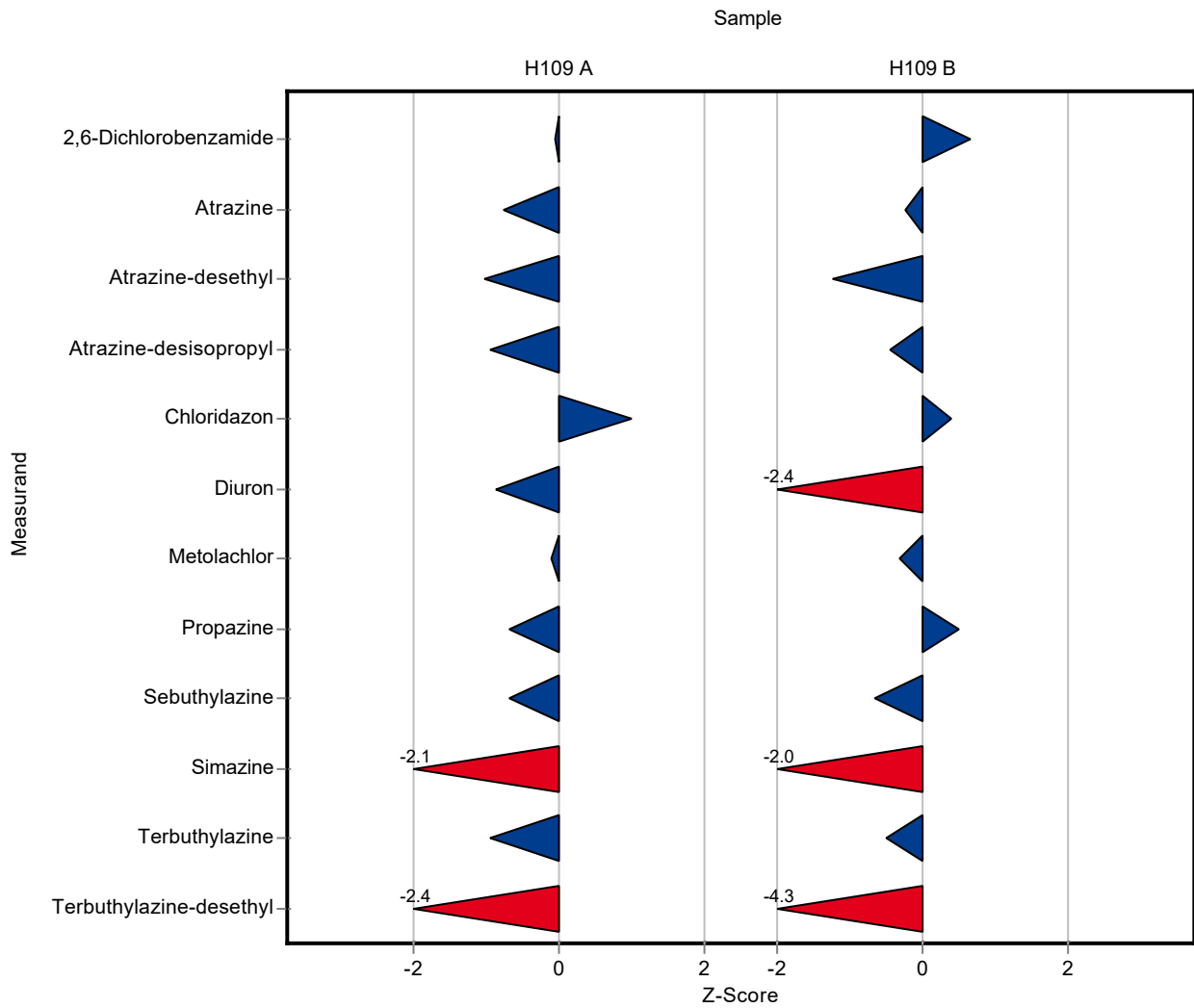
Parameter	Unit	Assigned value ± U (k=2)	Result ± U	Criterion	Recovery [%]	z-Score
2,6-Dichlorobenzamide	µg/l	1.04 ± 0.0504	1.029 ± 0.42	0.156	99.2	-0.06
Alachlor	µg/l	1.18 ± 0.0434	- ± -	0.141	-	-
Atrazine	µg/l	0.502 ± 0.0167	0.459 ± 0.119	0.0552	91.5	-0.78
Atrazine-desethyl	µg/l	1.31 ± 0.0533	1.148 ± 0.272	0.157	87.6	-1.03
Atrazine-desethyl-desisopropyl	µg/l	1.28 ± 0.21	- ± -	0.293	-	-
Atrazine-desisopropyl	µg/l	1 ± 0.0449	0.869 ± 0.212	0.141	86.5	-0.97
Bromacil	µg/l	0.637 ± 0.0196	- ± -	0.0892	-	-
Chloridazon	µg/l	0.547 ± 0.0215	0.618 ± 0.193	0.0712	113	0.99
Chloridazon-desphenyl	µg/l	0.278 ± 0.00853	- ± -	0.0305	-	-
Chloridazon-methyl-desphenyl	µg/l	0.123 ± 0.00511	- ± -	0.016	-	-
Clopyralid	µg/l	0.266 ± 0.038	- ± -	0.0904	-	-
Cyanazine	µg/l	0.316 ± 0.0129	- ± -	0.0442	-	-
Dimethenamide	µg/l	0.633 ± 0.0185	- ± -	0.0627	-	-
Diuron	µg/l	0.3 ± 0.0138	0.266 ± 0.052	0.0391	88.5	-0.88
Metolachlor	µg/l	0.809 ± 0.0215	0.797 ± 0.096	0.121	98.5	-0.10
N,N-Dimethylsulfamide (DMS)	µg/l	0.319 ± 0.0287	- ± -	0.0478	-	-
Nicosulfurone	µg/l	0.422 ± 0.0834	- ± -	0.156	-	-
Prometryn	µg/l	0.411 ± 0.0119	- ± -	0.0535	-	-
Propazine	µg/l	0.49 ± 0.0145	0.445 ± 0.114	0.0636	90.9	-0.70
Sebuthylazine	µg/l	0.865 ± 0.0278	0.81 ± 0.219	0.0804	93.7	-0.68
Simazine	µg/l	0.225 ± 0.00929	0.173 ± 0.047	0.0247	77	-2.09
Terbuthylazine	µg/l	0.202 ± 0.00656	0.181 ± 0.053	0.0222	89.5	-0.95
Terbuthylazine-desethyl	µg/l	0.839 ± 0.038	0.621 ± 0.155	0.0923	74	-2.36
Terbutryn	µg/l	1.09 ± 0.0266	- ± -	0.109	-	-

Sample: H109B

Parameter	Unit	Assigned value ± U (k=2)	Result ± U	Criterion	Recovery [%]	z-Score
2,6-Dichlorobenzamide	µg/l	0.42 ± 0.023	0.462 ± 0.189	0.063	110	0.67
Alachlor	µg/l	0.561 ± 0.015	- ± -	0.0673	-	-

Parameter	Unit	Assigned value ± U (k=2)	Result ± U	Criterion	Recovery [%]	z-Score
Atrazine	µg/l	0.943 ± 0.0251	0.918 ± 0.237	0.104	97.4	-0.24
Atrazine-desethyl	µg/l	0.332 ± 0.0122	0.282 ± 0.067	0.0398	85.1	-1.24
Atrazine-desethyl-desisopropyl	µg/l	0.355 ± 0.0626	- ± -	0.0888	-	-
Atrazine-desisopropyl	µg/l	0.485 ± 0.0152	0.456 ± 0.111	0.0679	94	-0.43
Bromacil	µg/l	0.524 ± 0.0207	- ± -	0.0734	-	-
Chloridazon	µg/l	0.808 ± 0.0288	0.851 ± 0.266	0.105	105	0.41
Chloridazon-desphenyl	µg/l	0.378 ± 0.00679	- ± -	0.0416	-	-
Chloridazon-methyl-desphenyl	µg/l	0.0237* ± 0.00262	- ± -	-	-	-
Clopyralid	µg/l	0.4 ± 0.0493	- ± -	0.136	-	-
Cyanazine	µg/l	0.545 ± 0.0223	- ± -	0.0763	-	-
Dimethenamide	µg/l	0.933 ± 0.0354	- ± -	0.0924	-	-
Diuron	µg/l	0.541 ± 0.0313	0.37 ± 0.072	0.0703	68.4	-2.43
Metolachlor	µg/l	0.296 ± 0.00727	0.282 ± 0.034	0.0444	95.2	-0.32
N,N-Dimethylsulfamide (DMS)	µg/l	0.514 ± 0.0272	- ± -	0.0771	-	-
Nicosulfurone	µg/l	0.177* ± 0.0155	- ± -	-	-	-
Prometryn	µg/l	0.707 ± 0.0368	- ± -	0.0919	-	-
Propazine	µg/l	0.957 ± 0.0289	1.021 ± 0.262	0.124	107	0.51
Sebuthylazine	µg/l	0.269 ± 0.00748	0.253 ± 0.069	0.025	94	-0.64
Simazine	µg/l	0.215 ± 0.00823	0.167 ± 0.045	0.0236	77.8	-2.02
Terbuthylazine	µg/l	0.354 ± 0.0123	0.335 ± 0.098	0.039	94.6	-0.49
Terbuthylazine-desethyl	µg/l	0.248 ± 0.00902	0.13 ± 0.032	0.0273	52.4	-4.33
Terbutryn	µg/l	1.23 ± 0.0554	- ± -	0.123	-	-

*no evaluation possible, for details please see the respective report



Sample: H109A

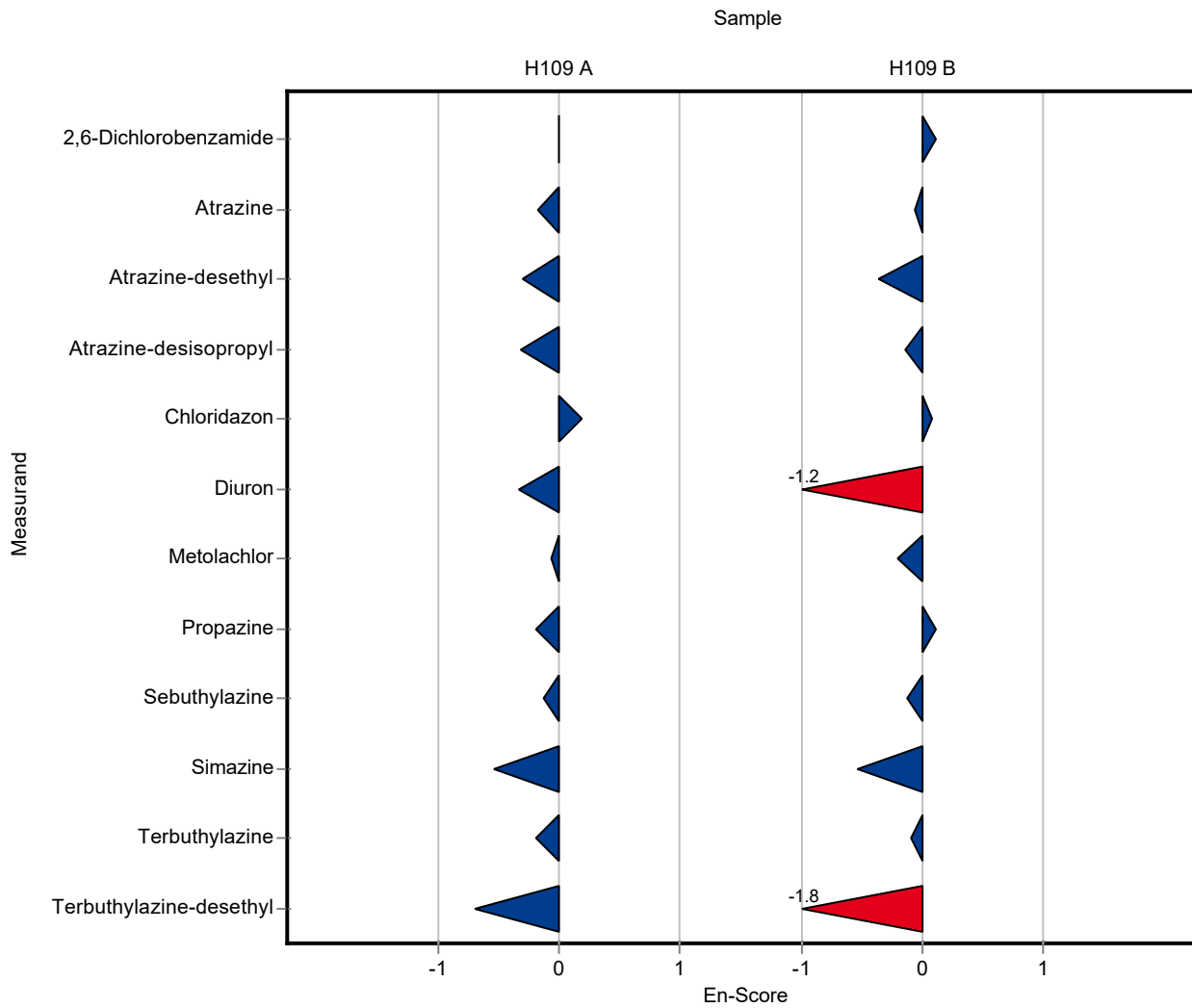
Parameter	Unit	Assigned value ± U (k=2)	Result ± U	Criterion	Recovery [%]	En-Score
2,6-Dichlorobenzamide	µg/l	1.04 ± 0.0504	1.029 ± 0.42	0.156	99.2	-0.01
Alachlor	µg/l	1.18 ± 0.0434	- ± -	0.141	-	-
Atrazine	µg/l	0.502 ± 0.0167	0.459 ± 0.119	0.0552	91.5	-0.18
Atrazine-desethyl	µg/l	1.31 ± 0.0533	1.148 ± 0.272	0.157	87.6	-0.30
Atrazine-desethyl-desisopropyl	µg/l	1.28 ± 0.21	- ± -	0.293	-	-
Atrazine-desisopropyl	µg/l	1 ± 0.0449	0.869 ± 0.212	0.141	86.5	-0.32
Bromacil	µg/l	0.637 ± 0.0196	- ± -	0.0892	-	-
Chloridazon	µg/l	0.547 ± 0.0215	0.618 ± 0.193	0.0712	113	0.18
Chloridazon-desphenyl	µg/l	0.278 ± 0.00853	- ± -	0.0305	-	-
Chloridazon-methyl-desphenyl	µg/l	0.123 ± 0.00511	- ± -	0.016	-	-
Clopyralid	µg/l	0.266 ± 0.038	- ± -	0.0904	-	-
Cyanazine	µg/l	0.316 ± 0.0129	- ± -	0.0442	-	-
Dimethenamide	µg/l	0.633 ± 0.0185	- ± -	0.0627	-	-
Diuron	µg/l	0.3 ± 0.0138	0.266 ± 0.052	0.0391	88.5	-0.33
Metolachlor	µg/l	0.809 ± 0.0215	0.797 ± 0.096	0.121	98.5	-0.06
N,N-Dimethylsulfamide (DMS)	µg/l	0.319 ± 0.0287	- ± -	0.0478	-	-
Nicosulfurone	µg/l	0.422 ± 0.0834	- ± -	0.156	-	-
Prometryn	µg/l	0.411 ± 0.0119	- ± -	0.0535	-	-
Propazine	µg/l	0.49 ± 0.0145	0.445 ± 0.114	0.0636	90.9	-0.20
Sebuthylazine	µg/l	0.865 ± 0.0278	0.81 ± 0.219	0.0804	93.7	-0.13
Simazine	µg/l	0.225 ± 0.00929	0.173 ± 0.047	0.0247	77	-0.55
Terbuthylazine	µg/l	0.202 ± 0.00656	0.181 ± 0.053	0.0222	89.5	-0.20
Terbuthylazine-desethyl	µg/l	0.839 ± 0.038	0.621 ± 0.155	0.0923	74	-0.70
Terbutryn	µg/l	1.09 ± 0.0266	- ± -	0.109	-	-

Sample: H109B

Parameter	Unit	Assigned value ± U (k=2)	Result ± U	Criterion	Recovery [%]	En-Score
2,6-Dichlorobenzamide	µg/l	0.42 ± 0.023	0.462 ± 0.189	0.063	110	0.11
Alachlor	µg/l	0.561 ± 0.015	- ± -	0.0673	-	-

Parameter	Unit	Assigned value ± U (k=2)	Result ± U	Criterion Recovery [%]	En-Score
Atrazine	µg/l	0.943 ± 0.0251	0.918 ± 0.237	0.104	97.4 -0.05
Atrazine-desethyl	µg/l	0.332 ± 0.0122	0.282 ± 0.067	0.0398	85.1 -0.37
Atrazine-desethyl-desisopropyl	µg/l	0.355 ± 0.0626	- ± -	0.0888	- -
Atrazine-desisopropyl	µg/l	0.485 ± 0.0152	0.456 ± 0.111	0.0679	94 -0.13
Bromacil	µg/l	0.524 ± 0.0207	- ± -	0.0734	- -
Chloridazon	µg/l	0.808 ± 0.0288	0.851 ± 0.266	0.105	105 0.08
Chloridazon-desphenyl	µg/l	0.378 ± 0.00679	- ± -	0.0416	- -
Chloridazon-methyl-desphenyl	µg/l	0.0237* ± 0.00262	- ± -	-	- -
Clopyralid	µg/l	0.4 ± 0.0493	- ± -	0.136	- -
Cyanazine	µg/l	0.545 ± 0.0223	- ± -	0.0763	- -
Dimethenamide	µg/l	0.933 ± 0.0354	- ± -	0.0924	- -
Diuron	µg/l	0.541 ± 0.0313	0.37 ± 0.072	0.0703	68.4 -1.16
Metolachlor	µg/l	0.296 ± 0.00727	0.282 ± 0.034	0.0444	95.2 -0.21
N,N-Dimethylsulfamide (DMS)	µg/l	0.514 ± 0.0272	- ± -	0.0771	- -
Nicosulfurone	µg/l	0.177* ± 0.0155	- ± -	-	- -
Prometryn	µg/l	0.707 ± 0.0368	- ± -	0.0919	- -
Propazine	µg/l	0.957 ± 0.0289	1.021 ± 0.262	0.124	107 0.12
Sebuthylazine	µg/l	0.269 ± 0.00748	0.253 ± 0.069	0.025	94 -0.12
Simazine	µg/l	0.215 ± 0.00823	0.167 ± 0.045	0.0236	77.8 -0.53
Terbuthylazine	µg/l	0.354 ± 0.0123	0.335 ± 0.098	0.039	94.6 -0.10
Terbuthylazine-desethyl	µg/l	0.248 ± 0.00902	0.13 ± 0.032	0.0273	52.4 -1.83
Terbutryn	µg/l	1.23 ± 0.0554	- ± -	0.123	- -

*no evaluation possible, for details please see the respective report



Sample: H109A

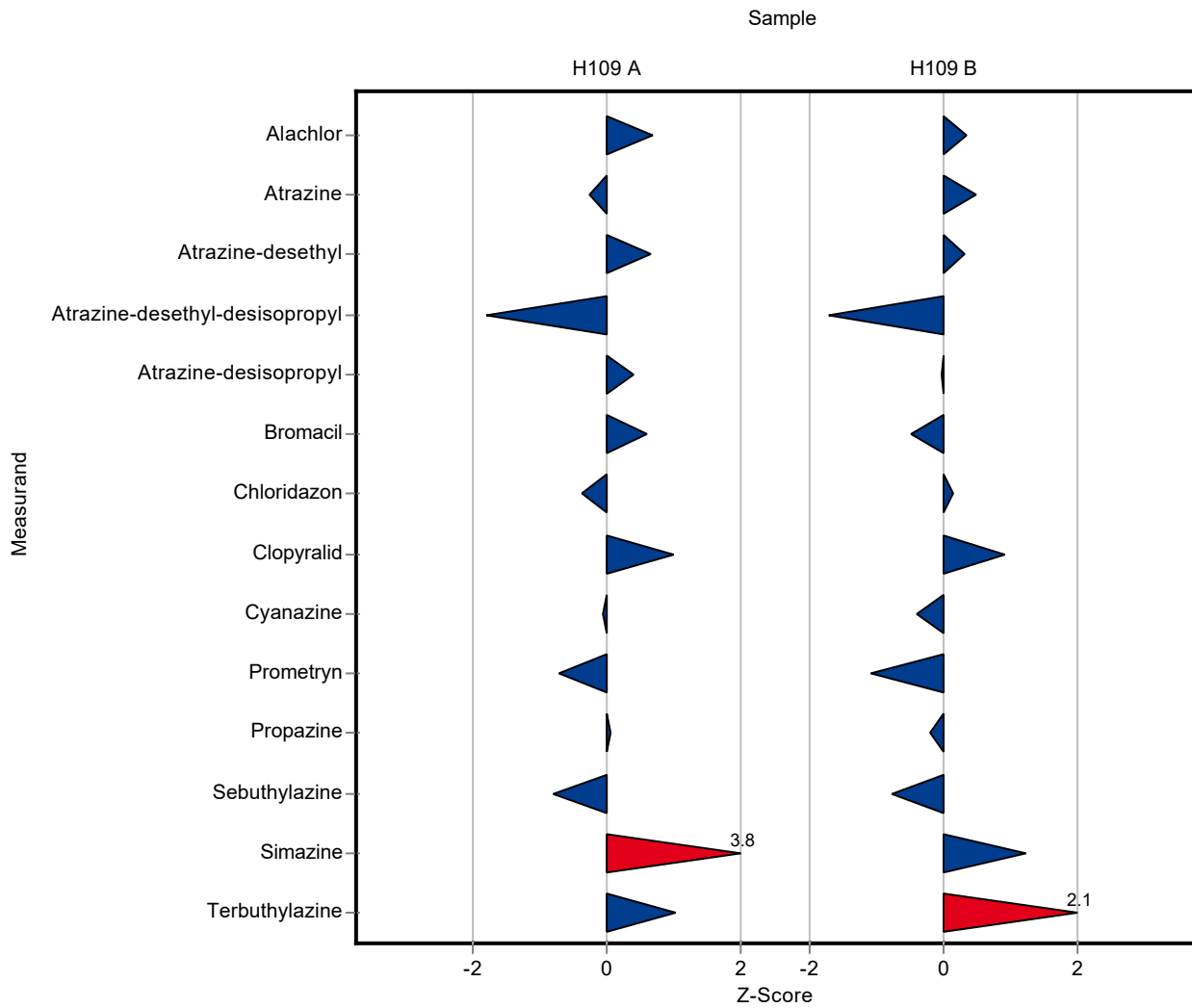
Parameter	Unit	Assigned value ± U (k=2)	Result ± U	Criterion	Recovery [%]	z-Score
2,6-Dichlorobenzamide	µg/l	1.04 ± 0.0504	- ± -	0.156	-	-
Alachlor	µg/l	1.18 ± 0.0434	1.27 ± 0.25	0.141	108	0.67
Atrazine	µg/l	0.502 ± 0.0167	0.487 ± 0.097	0.0552	97.1	-0.27
Atrazine-desethyl	µg/l	1.31 ± 0.0533	1.41 ± 0.28	0.157	108	0.64
Atrazine-desethyl-desisopropyl	µg/l	1.28 ± 0.21	0.745 ± 0.149	0.293	58.4	-1.81
Atrazine-desisopropyl	µg/l	1 ± 0.0449	1.06 ± 0.21	0.141	105	0.39
Bromacil	µg/l	0.637 ± 0.0196	0.69 ± 0.138	0.0892	108	0.59
Chloridazon	µg/l	0.547 ± 0.0215	0.521 ± 0.104	0.0712	95.2	-0.37
Chloridazon-desphenyl	µg/l	0.278 ± 0.00853	- ± -	0.0305	-	-
Chloridazon-methyl-desphenyl	µg/l	0.123 ± 0.00511	- ± -	0.016	-	-
Clopyralid	µg/l	0.266 ± 0.038	0.355 ± 0.071	0.0904	134	0.99
Cyanazine	µg/l	0.316 ± 0.0129	0.313 ± 0.063	0.0442	99.2	-0.06
Dimethenamide	µg/l	0.633 ± 0.0185	- ± -	0.0627	-	-
Diuron	µg/l	0.3 ± 0.0138	- ± -	0.0391	-	-
Metolachlor	µg/l	0.809 ± 0.0215	- ± -	0.121	-	-
N,N-Dimethylsulfamide (DMS)	µg/l	0.319 ± 0.0287	- ± -	0.0478	-	-
Nicosulfurone	µg/l	0.422 ± 0.0834	- ± -	0.156	-	-
Prometryn	µg/l	0.411 ± 0.0119	0.372 ± 0.074	0.0535	90.4	-0.74
Propazine	µg/l	0.49 ± 0.0145	0.493 ± 0.099	0.0636	101	0.05
Sebuthylazine	µg/l	0.865 ± 0.0278	0.8 ± 0.16	0.0804	92.5	-0.81
Simazine	µg/l	0.225 ± 0.00929	0.319 ± 0.064	0.0247	142	3.81
Terbuthylazine	µg/l	0.202 ± 0.00656	0.225 ± 0.045	0.0222	111	1.03
Terbuthylazine-desethyl	µg/l	0.839 ± 0.038	- ± -	0.0923	-	-
Terbutryn	µg/l	1.09 ± 0.0266	- ± -	0.109	-	-

Sample: H109B

Parameter	Unit	Assigned value ± U (k=2)	Result ± U	Criterion	Recovery [%]	z-Score
2,6-Dichlorobenzamide	µg/l	0.42 ± 0.023	- ± -	0.063	-	-
Alachlor	µg/l	0.561 ± 0.015	0.585 ± 0.117	0.0673	104	0.36

Parameter	Unit	Assigned value ± U (k=2)	Result ± U	Criterion	Recovery [%]	z-Score
Atrazine	µg/l	0.943 ± 0.0251	0.995 ± 0.199	0.104	106	0.50
Atrazine-desethyl	µg/l	0.332 ± 0.0122	0.344 ± 0.069	0.0398	104	0.31
Atrazine-desethyl-desisopropyl	µg/l	0.355 ± 0.0626	0.205 ± 0.041	0.0888	57.7	-1.69
Atrazine-desisopropyl	µg/l	0.485 ± 0.0152	0.484 ± 0.097	0.0679	99.7	-0.02
Bromacil	µg/l	0.524 ± 0.0207	0.49 ± 0.098	0.0734	93.5	-0.47
Chloridazon	µg/l	0.808 ± 0.0288	0.825 ± 0.165	0.105	102	0.16
Chloridazon-desphenyl	µg/l	0.378 ± 0.00679	- ± -	0.0416	-	-
Chloridazon-methyl-desphenyl	µg/l	0.0237* ± 0.00262	- ± -	-	-	-
Clopyralid	µg/l	0.4 ± 0.0493	0.525 ± 0.105	0.136	131	0.92
Cyanazine	µg/l	0.545 ± 0.0223	0.515 ± 0.103	0.0763	94.5	-0.39
Dimethenamide	µg/l	0.933 ± 0.0354	- ± -	0.0924	-	-
Diuron	µg/l	0.541 ± 0.0313	- ± -	0.0703	-	-
Metolachlor	µg/l	0.296 ± 0.00727	- ± -	0.0444	-	-
N,N-Dimethylsulfamide (DMS)	µg/l	0.514 ± 0.0272	- ± -	0.0771	-	-
Nicosulfurone	µg/l	0.177* ± 0.0155	- ± -	-	-	-
Prometryn	µg/l	0.707 ± 0.0368	0.609 ± 0.122	0.0919	86.1	-1.07
Propazine	µg/l	0.957 ± 0.0289	0.935 ± 0.187	0.124	97.7	-0.18
Sebuthylazine	µg/l	0.269 ± 0.00748	0.25 ± 0.05	0.025	92.9	-0.76
Simazine	µg/l	0.215 ± 0.00823	0.244 ± 0.049	0.0236	114	1.24
Terbuthylazine	µg/l	0.354 ± 0.0123	0.435 ± 0.087	0.039	123	2.08
Terbuthylazine-desethyl	µg/l	0.248 ± 0.00902	- ± -	0.0273	-	-
Terbutryn	µg/l	1.23 ± 0.0554	- ± -	0.123	-	-

*no evaluation possible, for details please see the respective report



Sample: H109A

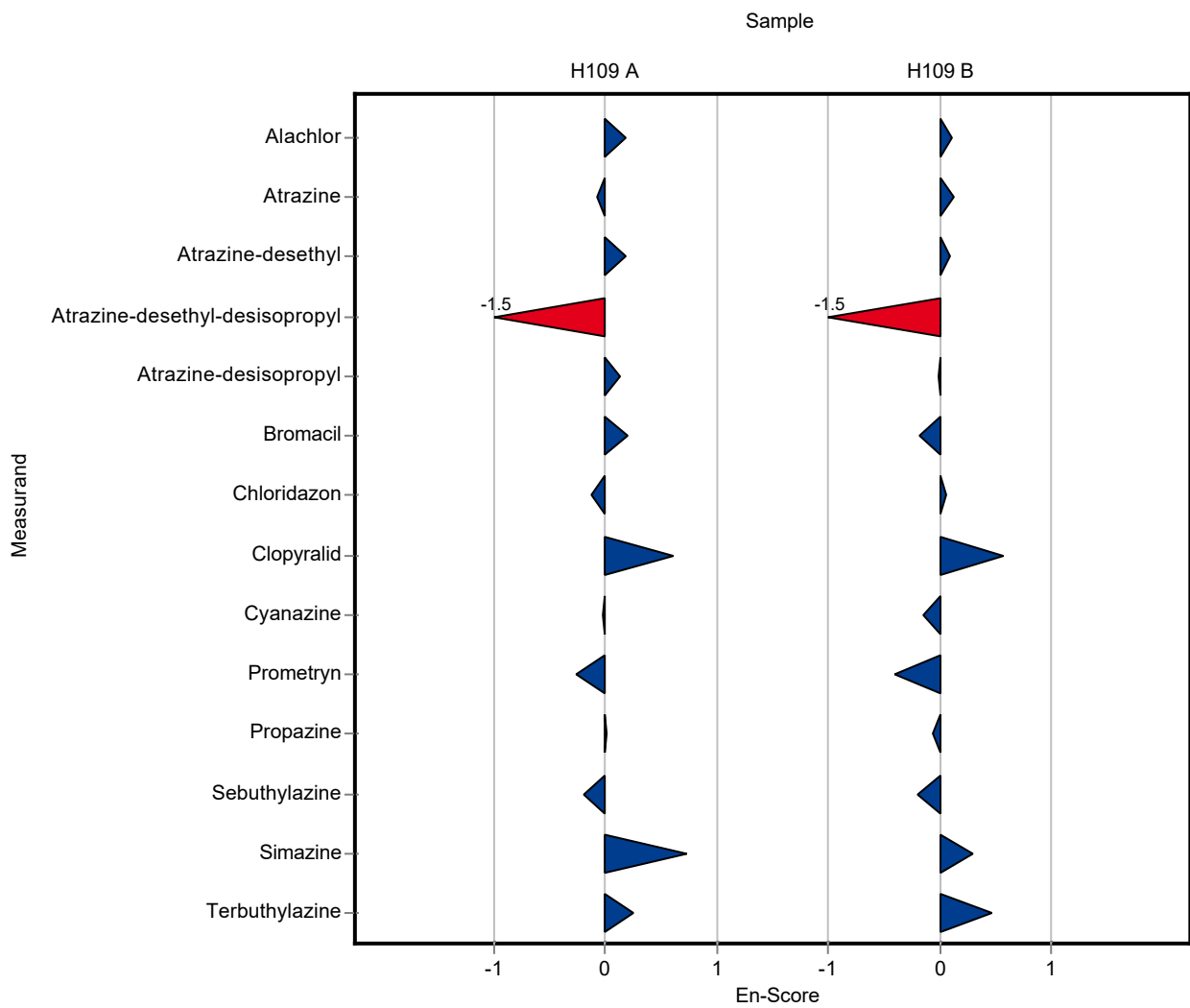
Parameter	Unit	Assigned value ± U (k=2)	Result ± U	Criterion	Recovery [%]	En-Score
2,6-Dichlorobenzamide	µg/l	1.04 ± 0.0504	- ± -	0.156	-	-
Alachlor	µg/l	1.18 ± 0.0434	1.27 ± 0.25	0.141	108	0.19
Atrazine	µg/l	0.502 ± 0.0167	0.487 ± 0.097	0.0552	97.1	-0.08
Atrazine-desethyl	µg/l	1.31 ± 0.0533	1.41 ± 0.28	0.157	108	0.18
Atrazine-desethyl-desisopropyl	µg/l	1.28 ± 0.21	0.745 ± 0.149	0.293	58.4	-1.45
Atrazine-desisopropyl	µg/l	1 ± 0.0449	1.06 ± 0.21	0.141	105	0.13
Bromacil	µg/l	0.637 ± 0.0196	0.69 ± 0.138	0.0892	108	0.19
Chloridazon	µg/l	0.547 ± 0.0215	0.521 ± 0.104	0.0712	95.2	-0.13
Chloridazon-desphenyl	µg/l	0.278 ± 0.00853	- ± -	0.0305	-	-
Chloridazon-methyl-desphenyl	µg/l	0.123 ± 0.00511	- ± -	0.016	-	-
Clopyralid	µg/l	0.266 ± 0.038	0.355 ± 0.071	0.0904	134	0.61
Cyanazine	µg/l	0.316 ± 0.0129	0.313 ± 0.063	0.0442	99.2	-0.02
Dimethenamide	µg/l	0.633 ± 0.0185	- ± -	0.0627	-	-
Diuron	µg/l	0.3 ± 0.0138	- ± -	0.0391	-	-
Metolachlor	µg/l	0.809 ± 0.0215	- ± -	0.121	-	-
N,N-Dimethylsulfamide (DMS)	µg/l	0.319 ± 0.0287	- ± -	0.0478	-	-
Nicosulfurone	µg/l	0.422 ± 0.0834	- ± -	0.156	-	-
Prometryn	µg/l	0.411 ± 0.0119	0.372 ± 0.074	0.0535	90.4	-0.27
Propazine	µg/l	0.49 ± 0.0145	0.493 ± 0.099	0.0636	101	0.02
Sebuthylazine	µg/l	0.865 ± 0.0278	0.8 ± 0.16	0.0804	92.5	-0.20
Simazine	µg/l	0.225 ± 0.00929	0.319 ± 0.064	0.0247	142	0.73
Terbuthylazine	µg/l	0.202 ± 0.00656	0.225 ± 0.045	0.0222	111	0.25
Terbuthylazine-desethyl	µg/l	0.839 ± 0.038	- ± -	0.0923	-	-
Terbutryn	µg/l	1.09 ± 0.0266	- ± -	0.109	-	-

Sample: H109B

Parameter	Unit	Assigned value ± U (k=2)	Result ± U	Criterion	Recovery [%]	En-Score
2,6-Dichlorobenzamide	µg/l	0.42 ± 0.023	- ± -	0.063	-	-
Alachlor	µg/l	0.561 ± 0.015	0.585 ± 0.117	0.0673	104	0.10

Parameter	Unit	Assigned value ± U (k=2)	Result ± U	Criterion	Recovery [%]	En-Score
Atrazine	µg/l	0.943 ± 0.0251	0.995 ± 0.199	0.104	106	0.13
Atrazine-desethyl	µg/l	0.332 ± 0.0122	0.344 ± 0.069	0.0398	104	0.09
Atrazine-desethyl-desisopropyl	µg/l	0.355 ± 0.0626	0.205 ± 0.041	0.0888	57.7	-1.46
Atrazine-desisopropyl	µg/l	0.485 ± 0.0152	0.484 ± 0.097	0.0679	99.7	-0.01
Bromacil	µg/l	0.524 ± 0.0207	0.49 ± 0.098	0.0734	93.5	-0.17
Chloridazon	µg/l	0.808 ± 0.0288	0.825 ± 0.165	0.105	102	0.05
Chloridazon-desphenyl	µg/l	0.378 ± 0.00679	- ± -	0.0416	-	-
Chloridazon-methyl-desphenyl	µg/l	0.0237* ± 0.00262	- ± -	-	-	-
Clopyralid	µg/l	0.4 ± 0.0493	0.525 ± 0.105	0.136	131	0.58
Cyanazine	µg/l	0.545 ± 0.0223	0.515 ± 0.103	0.0763	94.5	-0.14
Dimethenamide	µg/l	0.933 ± 0.0354	- ± -	0.0924	-	-
Diuron	µg/l	0.541 ± 0.0313	- ± -	0.0703	-	-
Metolachlor	µg/l	0.296 ± 0.00727	- ± -	0.0444	-	-
N,N-Dimethylsulfamide (DMS)	µg/l	0.514 ± 0.0272	- ± -	0.0771	-	-
Nicosulfurone	µg/l	0.177* ± 0.0155	- ± -	-	-	-
Prometryn	µg/l	0.707 ± 0.0368	0.609 ± 0.122	0.0919	86.1	-0.40
Propazine	µg/l	0.957 ± 0.0289	0.935 ± 0.187	0.124	97.7	-0.06
Sebuthylazine	µg/l	0.269 ± 0.00748	0.25 ± 0.05	0.025	92.9	-0.19
Simazine	µg/l	0.215 ± 0.00823	0.244 ± 0.049	0.0236	114	0.30
Terbuthylazine	µg/l	0.354 ± 0.0123	0.435 ± 0.087	0.039	123	0.46
Terbuthylazine-desethyl	µg/l	0.248 ± 0.00902	- ± -	0.0273	-	-
Terbutryn	µg/l	1.23 ± 0.0554	- ± -	0.123	-	-

*no evaluation possible, for details please see the respective report



Sample: H109A

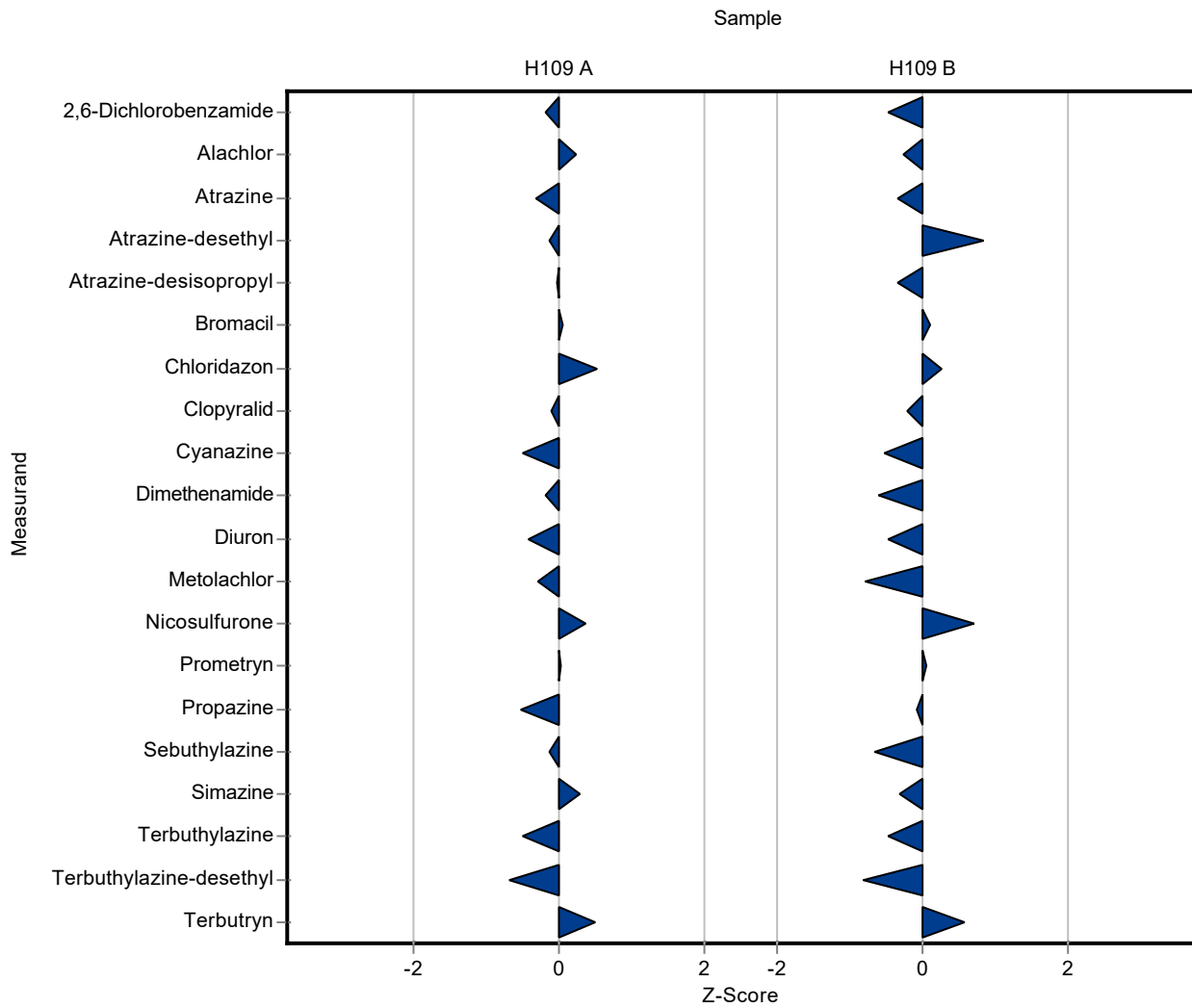
Parameter	Unit	Assigned value ± U (k=2)	Result ± U	Criterion	Recovery [%]	z-Score
2,6-Dichlorobenzamide	µg/l	1.04 ± 0.0504	1.01 ± 0.027	0.156	97.3	-0.18
Alachlor	µg/l	1.18 ± 0.0434	1.21 ± 0.035	0.141	103	0.24
Atrazine	µg/l	0.502 ± 0.0167	0.484 ± 0.009	0.0552	96.5	-0.32
Atrazine-desethyl	µg/l	1.31 ± 0.0533	1.29 ± 0.025	0.157	98.5	-0.13
Atrazine-desethyl-desisopropyl	µg/l	1.28 ± 0.21	- ± -	0.293	-	-
Atrazine-desisopropyl	µg/l	1 ± 0.0449	1 ± 0.025	0.141	99.5	-0.03
Bromacil	µg/l	0.637 ± 0.0196	0.641 ± 0.029	0.0892	101	0.04
Chloridazon	µg/l	0.547 ± 0.0215	0.584 ± 0.055	0.0712	107	0.51
Chloridazon-desphenyl	µg/l	0.278 ± 0.00853	- ± -	0.0305	-	-
Chloridazon-methyl-desphenyl	µg/l	0.123 ± 0.00511	- ± -	0.016	-	-
Clopyralid	µg/l	0.266 ± 0.038	0.257 ± 0.006	0.0904	96.7	-0.10
Cyanazine	µg/l	0.316 ± 0.0129	0.293 ± 0.007	0.0442	92.8	-0.51
Dimethenamide	µg/l	0.633 ± 0.0185	0.621 ± 0.01	0.0627	98.1	-0.19
Diuron	µg/l	0.3 ± 0.0138	0.284 ± 0.005	0.0391	94.5	-0.42
Metolachlor	µg/l	0.809 ± 0.0215	0.774 ± 0.034	0.121	95.6	-0.29
N,N-Dimethylsulfamide (DMS)	µg/l	0.319 ± 0.0287	- ± -	0.0478	-	-
Nicosulfurone	µg/l	0.422 ± 0.0834	0.478 ± 0.009	0.156	113	0.36
Prometryn	µg/l	0.411 ± 0.0119	0.413 ± 0.005	0.0535	100	0.03
Propazine	µg/l	0.49 ± 0.0145	0.456 ± 0.007	0.0636	93.1	-0.53
Sebuthylazine	µg/l	0.865 ± 0.0278	0.853 ± 0.026	0.0804	98.6	-0.15
Simazine	µg/l	0.225 ± 0.00929	0.232 ± 0.007	0.0247	103	0.29
Terbuthylazine	µg/l	0.202 ± 0.00656	0.191 ± 0.008	0.0222	94.5	-0.50
Terbuthylazine-desethyl	µg/l	0.839 ± 0.038	0.776 ± 0.021	0.0923	92.5	-0.68
Terbutryn	µg/l	1.09 ± 0.0266	1.14 ± 0.033	0.109	105	0.48

Sample: H109B

Parameter	Unit	Assigned value ± U (k=2)	Result ± U	Criterion	Recovery [%]	z-Score
2,6-Dichlorobenzamide	µg/l	0.42 ± 0.023	0.39 ± 0.007	0.063	92.9	-0.48
Alachlor	µg/l	0.561 ± 0.015	0.543 ± 0.01	0.0673	96.8	-0.27

Parameter	Unit	Assigned value ± U (k=2)	Result ± U	Criterion	Recovery [%]	z-Score
Atrazine	µg/l	0.943 ± 0.0251	0.907 ± 0.034	0.104	96.2	-0.35
Atrazine-desethyl	µg/l	0.332 ± 0.0122	0.365 ± 0.006	0.0398	110	0.84
Atrazine-desethyl-desisopropyl	µg/l	0.355 ± 0.0626	- ± -	0.0888	-	-
Atrazine-desisopropyl	µg/l	0.485 ± 0.0152	0.462 ± 0.007	0.0679	95.2	-0.34
Bromacil	µg/l	0.524 ± 0.0207	0.533 ± 0.029	0.0734	102	0.12
Chloridazon	µg/l	0.808 ± 0.0288	0.837 ± 0.054	0.105	104	0.28
Chloridazon-desphenyl	µg/l	0.378 ± 0.00679	- ± -	0.0416	-	-
Chloridazon-methyl-desphenyl	µg/l	0.0237* ± 0.00262	- ± -	-	-	-
Clopyralid	µg/l	0.4 ± 0.0493	0.372 ± 0.005	0.136	93	-0.20
Cyanazine	µg/l	0.545 ± 0.0223	0.506 ± 0.008	0.0763	92.9	-0.51
Dimethenamide	µg/l	0.933 ± 0.0354	0.879 ± 0.01	0.0924	94.2	-0.59
Diuron	µg/l	0.541 ± 0.0313	0.509 ± 0.018	0.0703	94.1	-0.46
Metolachlor	µg/l	0.296 ± 0.00727	0.261 ± 0.008	0.0444	88.1	-0.79
N,N-Dimethylsulfamide (DMS)	µg/l	0.514 ± 0.0272	- ± -	0.0771	-	-
Nicosulfurone	µg/l	0.177* ± 0.0155	0.224 ± 0.007	-	-	-
Prometryn	µg/l	0.707 ± 0.0368	0.712 ± 0.02	0.0919	101	0.06
Propazine	µg/l	0.957 ± 0.0289	0.948 ± 0.027	0.124	99	-0.07
Sebuthylazine	µg/l	0.269 ± 0.00748	0.253 ± 0.007	0.025	94	-0.64
Simazine	µg/l	0.215 ± 0.00823	0.207 ± 0.007	0.0236	96.4	-0.32
Terbuthylazine	µg/l	0.354 ± 0.0123	0.336 ± 0.008	0.039	94.9	-0.47
Terbuthylazine-desethyl	µg/l	0.248 ± 0.00902	0.226 ± 0.005	0.0273	91.1	-0.81
Terbutryn	µg/l	1.23 ± 0.0554	1.3 ± 0.033	0.123	106	0.60

*no evaluation possible, for details please see the respective report



Sample: H109A

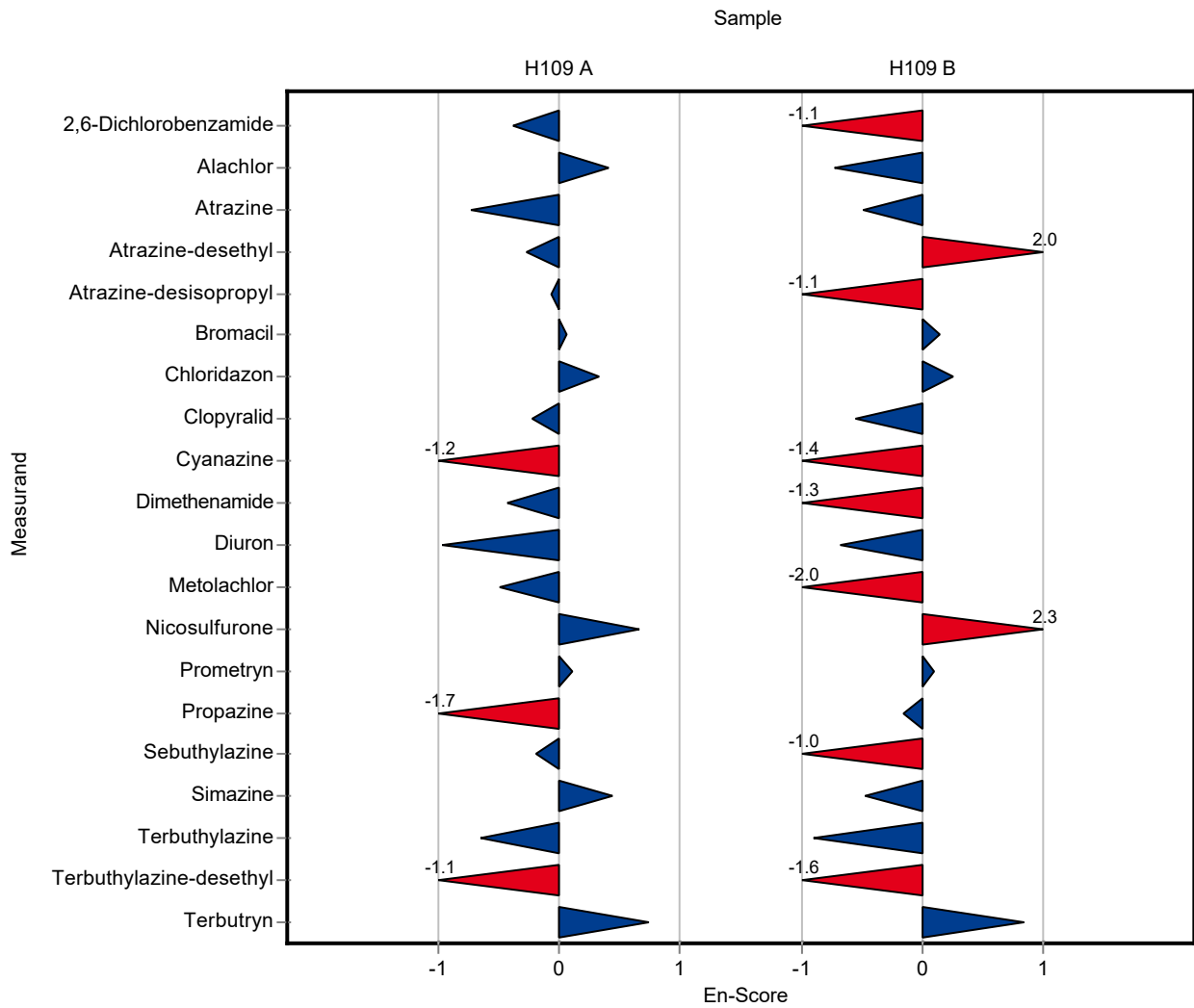
Parameter	Unit	Assigned value ± U (k=2)	Result ± U	Criterion	Recovery [%]	En-Score
2,6-Dichlorobenzamide	µg/l	1.04 ± 0.0504	1.01 ± 0.027	0.156	97.3	-0.38
Alachlor	µg/l	1.18 ± 0.0434	1.21 ± 0.035	0.141	103	0.41
Atrazine	µg/l	0.502 ± 0.0167	0.484 ± 0.009	0.0552	96.5	-0.73
Atrazine-desethyl	µg/l	1.31 ± 0.0533	1.29 ± 0.025	0.157	98.5	-0.28
Atrazine-desethyl-desisopropyl	µg/l	1.28 ± 0.21	- ± -	0.293	-	-
Atrazine-desisopropyl	µg/l	1 ± 0.0449	1 ± 0.025	0.141	99.5	-0.07
Bromacil	µg/l	0.637 ± 0.0196	0.641 ± 0.029	0.0892	101	0.06
Chloridazon	µg/l	0.547 ± 0.0215	0.584 ± 0.055	0.0712	107	0.33
Chloridazon-desphenyl	µg/l	0.278 ± 0.00853	- ± -	0.0305	-	-
Chloridazon-methyl-desphenyl	µg/l	0.123 ± 0.00511	- ± -	0.016	-	-
Clopyralid	µg/l	0.266 ± 0.038	0.257 ± 0.006	0.0904	96.7	-0.22
Cyanazine	µg/l	0.316 ± 0.0129	0.293 ± 0.007	0.0442	92.8	-1.19
Dimethenamide	µg/l	0.633 ± 0.0185	0.621 ± 0.01	0.0627	98.1	-0.44
Diuron	µg/l	0.3 ± 0.0138	0.284 ± 0.005	0.0391	94.5	-0.96
Metolachlor	µg/l	0.809 ± 0.0215	0.774 ± 0.034	0.121	95.6	-0.49
N,N-Dimethylsulfamide (DMS)	µg/l	0.319 ± 0.0287	- ± -	0.0478	-	-
Nicosulfurone	µg/l	0.422 ± 0.0834	0.478 ± 0.009	0.156	113	0.66
Prometryn	µg/l	0.411 ± 0.0119	0.413 ± 0.005	0.0535	100	0.10
Propazine	µg/l	0.49 ± 0.0145	0.456 ± 0.007	0.0636	93.1	-1.67
Sebuthylazine	µg/l	0.865 ± 0.0278	0.853 ± 0.026	0.0804	98.6	-0.20
Simazine	µg/l	0.225 ± 0.00929	0.232 ± 0.007	0.0247	103	0.43
Terbuthylazine	µg/l	0.202 ± 0.00656	0.191 ± 0.008	0.0222	94.5	-0.65
Terbuthylazine-desethyl	µg/l	0.839 ± 0.038	0.776 ± 0.021	0.0923	92.5	-1.11
Terbutryn	µg/l	1.09 ± 0.0266	1.14 ± 0.033	0.109	105	0.74

Sample: H109B

Parameter	Unit	Assigned value ± U (k=2)	Result ± U	Criterion	Recovery [%]	En-Score
2,6-Dichlorobenzamide	µg/l	0.42 ± 0.023	0.39 ± 0.007	0.063	92.9	-1.12
Alachlor	µg/l	0.561 ± 0.015	0.543 ± 0.01	0.0673	96.8	-0.72

Parameter	Unit	Assigned value ± U (k=2)	Result ± U	Criterion Recovery [%]	En-Score
Atrazine	µg/l	0.943 ± 0.0251	0.907 ± 0.034	0.104	96.2 -0.49
Atrazine-desethyl	µg/l	0.332 ± 0.0122	0.365 ± 0.006	0.0398	110 1.95
Atrazine-desethyl-desisopropyl	µg/l	0.355 ± 0.0626	- ± -	0.0888	- -
Atrazine-desisopropyl	µg/l	0.485 ± 0.0152	0.462 ± 0.007	0.0679	95.2 -1.13
Bromacil	µg/l	0.524 ± 0.0207	0.533 ± 0.029	0.0734	102 0.14
Chloridazon	µg/l	0.808 ± 0.0288	0.837 ± 0.054	0.105	104 0.26
Chloridazon-desphenyl	µg/l	0.378 ± 0.00679	- ± -	0.0416	- -
Chloridazon-methyl-desphenyl	µg/l	0.0237* ± 0.00262	- ± -	-	- -
Clopyralid	µg/l	0.4 ± 0.0493	0.372 ± 0.005	0.136	93 -0.55
Cyanazine	µg/l	0.545 ± 0.0223	0.506 ± 0.008	0.0763	92.9 -1.42
Dimethenamide	µg/l	0.933 ± 0.0354	0.879 ± 0.01	0.0924	94.2 -1.34
Diuron	µg/l	0.541 ± 0.0313	0.509 ± 0.018	0.0703	94.1 -0.67
Metolachlor	µg/l	0.296 ± 0.00727	0.261 ± 0.008	0.0444	88.1 -2.01
N,N-Dimethylsulfamide (DMS)	µg/l	0.514 ± 0.0272	- ± -	0.0771	- -
Nicosulfurone	µg/l	0.177* ± 0.0155	0.224 ± 0.007	-	- -
Prometryn	µg/l	0.707 ± 0.0368	0.712 ± 0.02	0.0919	101 0.09
Propazine	µg/l	0.957 ± 0.0289	0.948 ± 0.027	0.124	99 -0.15
Sebuthylazine	µg/l	0.269 ± 0.00748	0.253 ± 0.007	0.025	94 -1.02
Simazine	µg/l	0.215 ± 0.00823	0.207 ± 0.007	0.0236	96.4 -0.47
Terbuthylazine	µg/l	0.354 ± 0.0123	0.336 ± 0.008	0.039	94.9 -0.90
Terbuthylazine-desethyl	µg/l	0.248 ± 0.00902	0.226 ± 0.005	0.0273	91.1 -1.64
Terbutryn	µg/l	1.23 ± 0.0554	1.3 ± 0.033	0.123	106 0.85

*no evaluation possible, for details please see the respective report



Sample: H109A

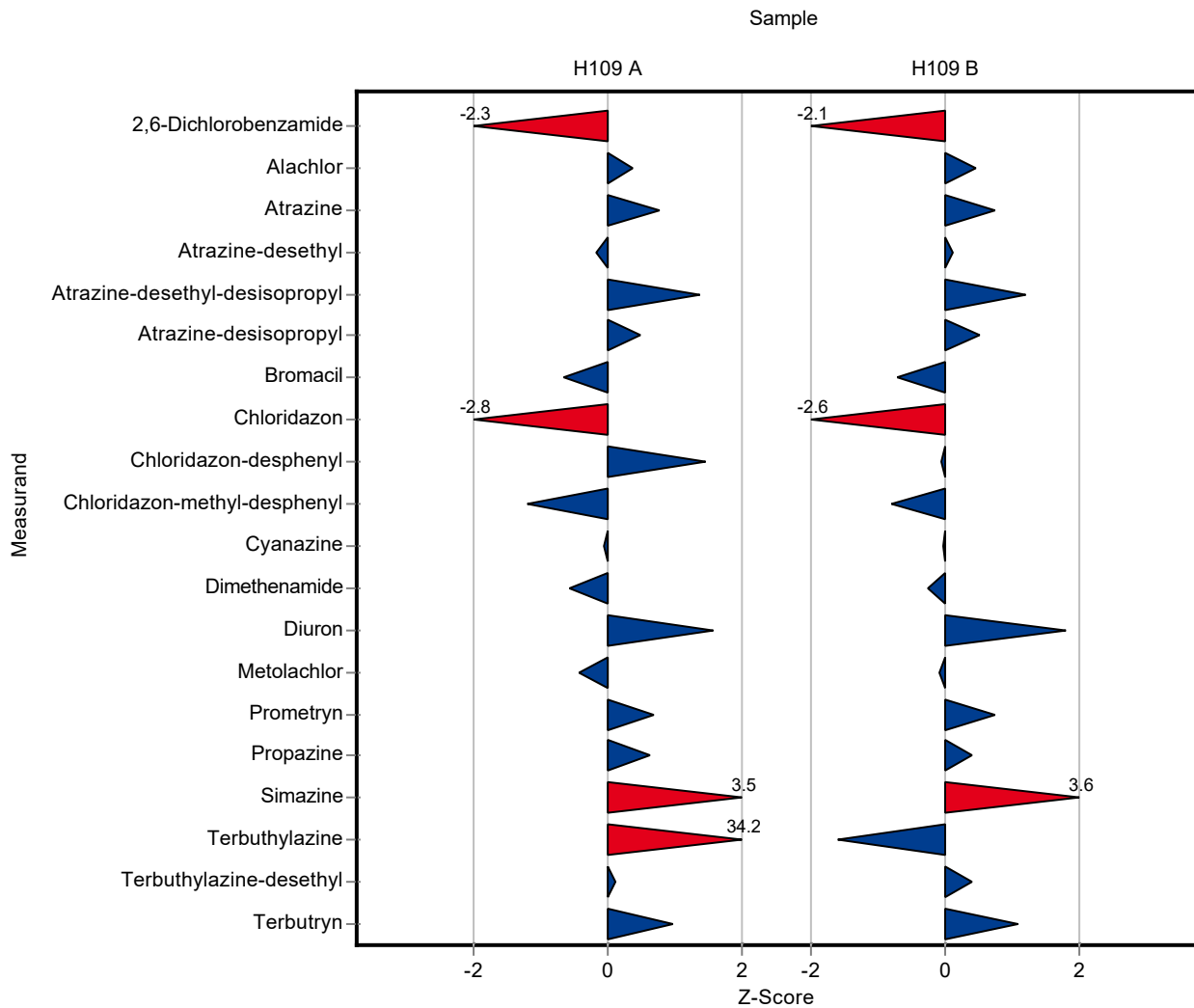
Parameter	Unit	Assigned value ± U (k=2)	Result ± U	Criterion	Recovery [%]	z-Score
2,6-Dichlorobenzamide	µg/l	1.04 ± 0.0504	0.68034875 ± 0.204105	0.156	65.6	-2.30
Alachlor	µg/l	1.18 ± 0.0434	1.224865 ± 0.367459	0.141	104	0.35
Atrazine	µg/l	0.502 ± 0.0167	0.54357125 ± 0.163071	0.0552	108	0.76
Atrazine-desethyl	µg/l	1.31 ± 0.0533	1.27933375 ± 0.3838	0.157	97.6	-0.20
Atrazine-desethyl-desisopropyl	µg/l	1.28 ± 0.21	1.67224875 ± 0.501675	0.293	131	1.35
Atrazine-desisopropyl	µg/l	1 ± 0.0449	1.07252375 ± 0.321757	0.141	107	0.48
Bromacil	µg/l	0.637 ± 0.0196	0.57768 ± 0.185873	0.0892	90.7	-0.67
Chloridazon	µg/l	0.547 ± 0.0215	0.34481 ± 0.103443	0.0712	63	-2.85
Chloridazon-desphenyl	µg/l	0.278 ± 0.00853	0.32183625 ± 0.096551	0.0305	116	1.45
Chloridazon-methyl-desphenyl	µg/l	0.123 ± 0.00511	0.103396657 ± 0.031019	0.016	84.1	-1.22
Clopyralid	µg/l	0.266 ± 0.038	- ± -	0.0904	-	-
Cyanazine	µg/l	0.316 ± 0.0129	0.31242625 ± 0.093728	0.0442	99	-0.07
Dimethenamide	µg/l	0.633 ± 0.0185	0.59566 ± 0.178698	0.0627	94.1	-0.59
Diuron	µg/l	0.3 ± 0.0138	0.3611625 ± 0.108349	0.0391	120	1.55
Metolachlor	µg/l	0.809 ± 0.0215	0.75602125 ± 0.226806	0.121	93.4	-0.44
N,N-Dimethylsulfamide (DMS)	µg/l	0.319 ± 0.0287	- ± -	0.0478	-	-
Nicosulfurone	µg/l	0.422 ± 0.0834	- ± -	0.156	-	-
Prometryn	µg/l	0.411 ± 0.0119	0.448005 ± 0.134402	0.0535	109	0.68
Propazine	µg/l	0.49 ± 0.0145	0.5281575 ± 0.158447	0.0636	108	0.61
Sebuthylazine	µg/l	0.865 ± 0.0278	- ± -	0.0804	-	-
Simazine	µg/l	0.225 ± 0.00929	0.31245875 ± 0.093738	0.0247	139	3.55
Terbuthylazine	µg/l	0.202 ± 0.00656	0.96336125 ± 0.289008	0.0222	477	34.20
Terbuthylazine-desethyl	µg/l	0.839 ± 0.038	0.84963375 ± 0.25489	0.0923	101	0.12
Terbutryn	µg/l	1.09 ± 0.0266	1.1920975 ± 0.357629	0.109	110	0.96

Sample: H109B

Parameter	Unit	Assigned value ± U (k=2)	Result ± U	Criterion	Recovery [%]	z-Score
2,6-Dichlorobenzamide	µg/l	0.42 ± 0.023	0.28631375 ± 0.085894	0.063	68.2	-2.12
Alachlor	µg/l	0.561 ± 0.015	0.5926875 ± 0.177806	0.0673	106	0.47

Parameter	Unit	Assigned value ± U (k=2)	Result ± U	Criterion	Recovery [%]	z-Score
Atrazine	µg/l	0.943 ± 0.0251	1.021425 ± 0.306428	0.104	108	0.76
Atrazine-desethyl	µg/l	0.332 ± 0.0122	0.336505 ± 0.100952	0.0398	102	0.13
Atrazine-desethyl-desisopropyl	µg/l	0.355 ± 0.0626	0.461745 ± 0.138523	0.0888	130	1.20
Atrazine-desisopropyl	µg/l	0.485 ± 0.0152	0.5206125 ± 0.156184	0.0679	107	0.52
Bromacil	µg/l	0.524 ± 0.0207	0.4733325 ± 0.142	0.0734	90.3	-0.69
Chloridazon	µg/l	0.808 ± 0.0288	0.539515 ± 0.161855	0.105	66.8	-2.56
Chloridazon-desphenyl	µg/l	0.378 ± 0.00679	0.376323875 ± 0.153536	0.0416	99.4	-0.05
Chloridazon-methyl-desphenyl	µg/l	0.0237* ± 0.00262	0.018935942 ± 0.005681	-	-	-
Clopyralid	µg/l	0.4 ± 0.0493	- ± -	0.136	-	-
Cyanazine	µg/l	0.545 ± 0.0223	0.5438725 ± 0.163162	0.0763	99.8	-0.01
Dimethenamide	µg/l	0.933 ± 0.0354	0.9110475 ± 0.273314	0.0924	97.6	-0.24
Diuron	µg/l	0.541 ± 0.0313	0.667615 ± 0.200285	0.0703	123	1.80
Metolachlor	µg/l	0.296 ± 0.00727	0.29323875 ± 0.087972	0.0444	99	-0.07
N,N-Dimethylsulfamide (DMS)	µg/l	0.514 ± 0.0272	- ± -	0.0771	-	-
Nicosulfurone	µg/l	0.177* ± 0.0155	- ± -	-	-	-
Prometryn	µg/l	0.707 ± 0.0368	0.77491125 ± 0.232473	0.0919	110	0.74
Propazine	µg/l	0.957 ± 0.0289	1.00783875 ± 0.302352	0.124	105	0.41
Sebuthylazine	µg/l	0.269 ± 0.00748	- ± -	0.025	-	-
Simazine	µg/l	0.215 ± 0.00823	0.3 ± 0.09	0.0236	140	3.61
Terbuthylazine	µg/l	0.354 ± 0.0123	0.2918475 ± 0.087554	0.039	82.4	-1.60
Terbuthylazine-desethyl	µg/l	0.248 ± 0.00902	0.25955625 ± 0.077867	0.0273	105	0.42
Terbutryn	µg/l	1.23 ± 0.0554	1.3599675 ± 0.40799	0.123	111	1.09

*no evaluation possible, for details please see the respective report



Sample: H109A

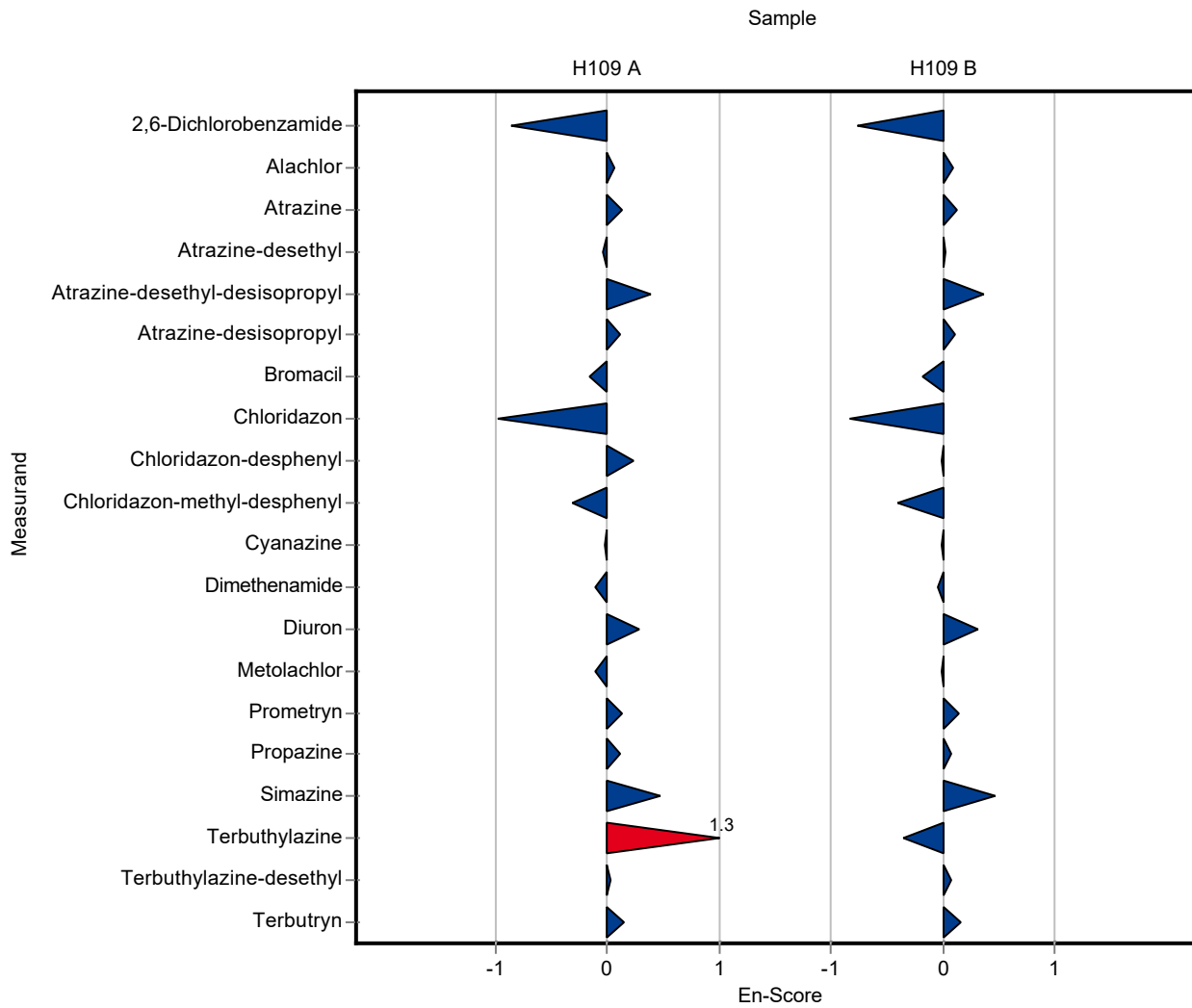
Parameter	Unit	Assigned value ± U (k=2)	Result ± U	Criterion	Recovery [%]	En-Score
2,6-Dichlorobenzamide	µg/l	1.04 ± 0.0504	0.68034875 ± 0.204105	0.156	65.6	-0.87
Alachlor	µg/l	1.18 ± 0.0434	1.224865 ± 0.367459	0.141	104	0.07
Atrazine	µg/l	0.502 ± 0.0167	0.54357125 ± 0.163071	0.0552	108	0.13
Atrazine-desethyl	µg/l	1.31 ± 0.0533	1.27933375 ± 0.3838	0.157	97.6	-0.04
Atrazine-desethyl-desisopropyl	µg/l	1.28 ± 0.21	1.67224875 ± 0.501675	0.293	131	0.39
Atrazine-desisopropyl	µg/l	1 ± 0.0449	1.07252375 ± 0.321757	0.141	107	0.10
Bromacil	µg/l	0.637 ± 0.0196	0.57768 ± 0.185873	0.0892	90.7	-0.16
Chloridazon	µg/l	0.547 ± 0.0215	0.34481 ± 0.103443	0.0712	63	-0.97
Chloridazon-desphenyl	µg/l	0.278 ± 0.00853	0.32183625 ± 0.096551	0.0305	116	0.23
Chloridazon-methyl-desphenyl	µg/l	0.123 ± 0.00511	0.103396657 ± 0.031019	0.016	84.1	-0.31
Clopyralid	µg/l	0.266 ± 0.038	- ± -	0.0904	-	-
Cyanazine	µg/l	0.316 ± 0.0129	0.31242625 ± 0.093728	0.0442	99	-0.02
Dimethenamide	µg/l	0.633 ± 0.0185	0.59566 ± 0.178698	0.0627	94.1	-0.10
Diuron	µg/l	0.3 ± 0.0138	0.3611625 ± 0.108349	0.0391	120	0.28
Metolachlor	µg/l	0.809 ± 0.0215	0.75602125 ± 0.226806	0.121	93.4	-0.12
N,N-Dimethylsulfamide (DMS)	µg/l	0.319 ± 0.0287	- ± -	0.0478	-	-
Nicosulfurone	µg/l	0.422 ± 0.0834	- ± -	0.156	-	-
Prometryn	µg/l	0.411 ± 0.0119	0.448005 ± 0.134402	0.0535	109	0.14
Propazine	µg/l	0.49 ± 0.0145	0.5281575 ± 0.158447	0.0636	108	0.12
Sebuthylazine	µg/l	0.865 ± 0.0278	- ± -	0.0804	-	-
Simazine	µg/l	0.225 ± 0.00929	0.31245875 ± 0.093738	0.0247	139	0.47
Terbuthylazine	µg/l	0.202 ± 0.00656	0.96336125 ± 0.289008	0.0222	477	1.32
Terbuthylazine-desethyl	µg/l	0.839 ± 0.038	0.84963375 ± 0.25489	0.0923	101	0.02
Terbutryn	µg/l	1.09 ± 0.0266	1.1920975 ± 0.357629	0.109	110	0.15

Sample: H109B

Parameter	Unit	Assigned value ± U (k=2)	Result ± U	Criterion	Recovery [%]	En-Score
2,6-Dichlorobenzamide	µg/l	0.42 ± 0.023	0.28631375 ± 0.085894	0.063	68.2	-0.77
Alachlor	µg/l	0.561 ± 0.015	0.5926875 ± 0.177806	0.0673	106	0.09

Parameter	Unit	Assigned value ± U (k=2)	Result ± U	Criterion	Recovery [%]	En-Score
Atrazine	µg/l	0.943 ± 0.0251	1.021425 ± 0.306428	0.104	108	0.13
Atrazine-desethyl	µg/l	0.332 ± 0.0122	0.336505 ± 0.100952	0.0398	102	0.02
Atrazine-desethyl-desisopropyl	µg/l	0.355 ± 0.0626	0.461745 ± 0.138523	0.0888	130	0.38
Atrazine-desisopropyl	µg/l	0.485 ± 0.0152	0.5206125 ± 0.156184	0.0679	107	0.11
Bromacil	µg/l	0.524 ± 0.0207	0.4733325 ± 0.142	0.0734	90.3	-0.18
Chloridazon	µg/l	0.808 ± 0.0288	0.539515 ± 0.161855	0.105	66.8	-0.83
Chloridazon-desphenyl	µg/l	0.378 ± 0.00679	0.376323875 ± 0.153536	0.0416	99.4	-0.01
Chloridazon-methyl-desphenyl	µg/l	0.0237* ± 0.00262	0.018935942 ± 0.005681	-	-	-
Clopyralid	µg/l	0.4 ± 0.0493	- ± -	0.136	-	-
Cyanazine	µg/l	0.545 ± 0.0223	0.5438725 ± 0.163162	0.0763	99.8	0.00
Dimethenamide	µg/l	0.933 ± 0.0354	0.9110475 ± 0.273314	0.0924	97.6	-0.04
Diuron	µg/l	0.541 ± 0.0313	0.667615 ± 0.200285	0.0703	123	0.32
Metolachlor	µg/l	0.296 ± 0.00727	0.29323875 ± 0.087972	0.0444	99	-0.02
N,N-Dimethylsulfamide (DMS)	µg/l	0.514 ± 0.0272	- ± -	0.0771	-	-
Nicosulfurone	µg/l	0.177* ± 0.0155	- ± -	-	-	-
Prometryn	µg/l	0.707 ± 0.0368	0.77491125 ± 0.232473	0.0919	110	0.15
Propazine	µg/l	0.957 ± 0.0289	1.00783875 ± 0.302352	0.124	105	0.08
Sebuthylazine	µg/l	0.269 ± 0.00748	- ± -	0.025	-	-
Simazine	µg/l	0.215 ± 0.00823	0.3 ± 0.09	0.0236	140	0.47
Terbuthylazine	µg/l	0.354 ± 0.0123	0.2918475 ± 0.087554	0.039	82.4	-0.35
Terbuthylazine-desethyl	µg/l	0.248 ± 0.00902	0.25955625 ± 0.077867	0.0273	105	0.07
Terbutryn	µg/l	1.23 ± 0.0554	1.3599675 ± 0.40799	0.123	111	0.16

*no evaluation possible, for details please see the respective report



Sample: H109A

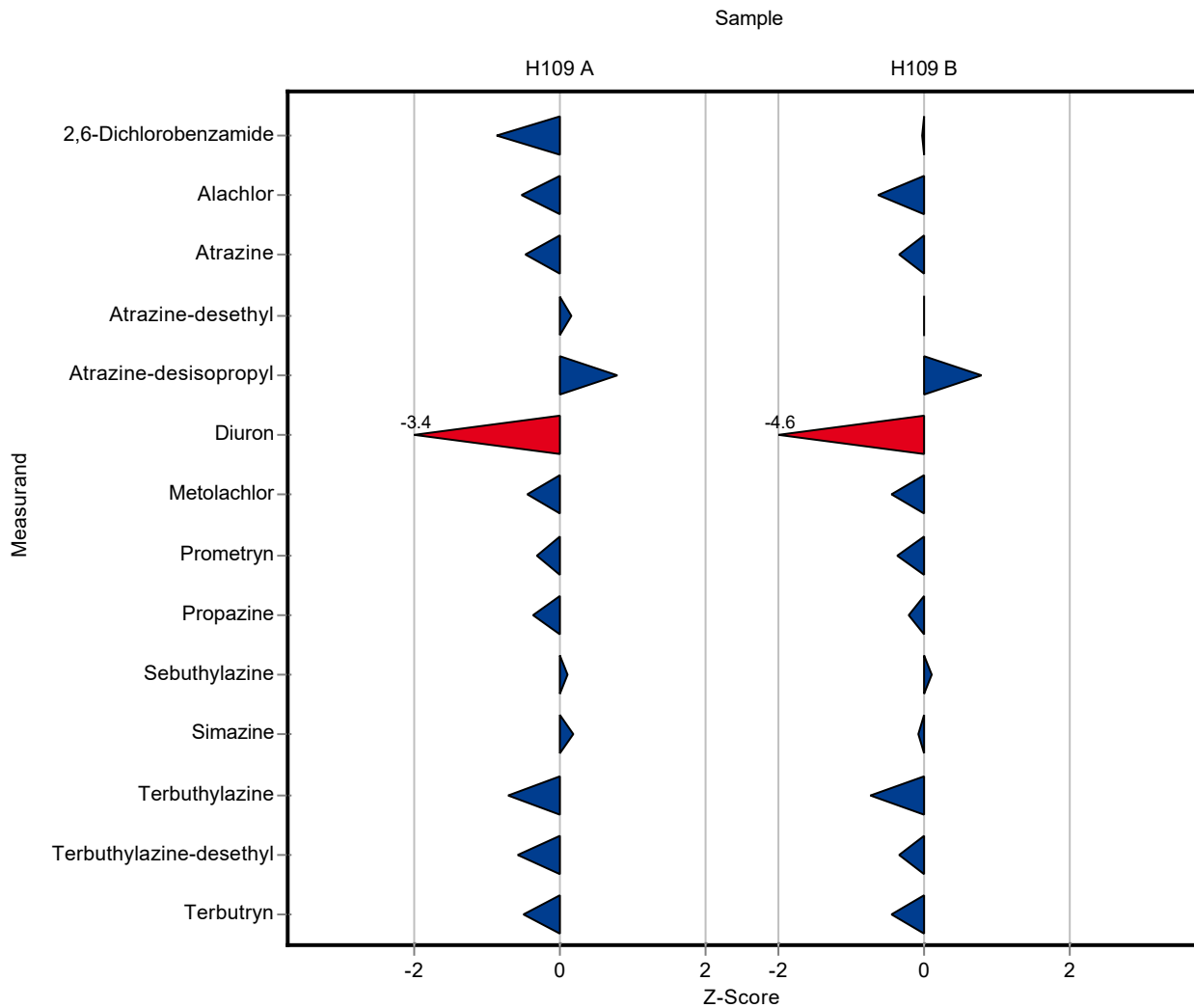
Parameter	Unit	Assigned value ± U (k=2)	Result ± U	Criterion	Recovery [%]	z-Score
2,6-Dichlorobenzamide	µg/l	1.04 ± 0.0504	0.901 ± 0.206	0.156	86.8	-0.88
Alachlor	µg/l	1.18 ± 0.0434	1.101 ± 0.187	0.141	93.6	-0.53
Atrazine	µg/l	0.502 ± 0.0167	0.476 ± 0.074	0.0552	94.9	-0.47
Atrazine-desethyl	µg/l	1.31 ± 0.0533	1.336 ± 0.207	0.157	102	0.16
Atrazine-desethyl-desisopropyl	µg/l	1.28 ± 0.21	- ± -	0.293	-	-
Atrazine-desisopropyl	µg/l	1 ± 0.0449	1.115 ± 0.341	0.141	111	0.78
Bromacil	µg/l	0.637 ± 0.0196	- ± -	0.0892	-	-
Chloridazon	µg/l	0.547 ± 0.0215	- ± -	0.0712	-	-
Chloridazon-desphenyl	µg/l	0.278 ± 0.00853	- ± -	0.0305	-	-
Chloridazon-methyl-desphenyl	µg/l	0.123 ± 0.00511	- ± -	0.016	-	-
Clopyralid	µg/l	0.266 ± 0.038	- ± -	0.0904	-	-
Cyanazine	µg/l	0.316 ± 0.0129	- ± -	0.0442	-	-
Dimethenamide	µg/l	0.633 ± 0.0185	- ± -	0.0627	-	-
Diuron	µg/l	0.3 ± 0.0138	0.167 ± 0.033	0.0391	55.6	-3.42
Metolachlor	µg/l	0.809 ± 0.0215	0.754 ± 0.112	0.121	93.2	-0.46
N,N-Dimethylsulfamide (DMS)	µg/l	0.319 ± 0.0287	- ± -	0.0478	-	-
Nicosulfurone	µg/l	0.422 ± 0.0834	- ± -	0.156	-	-
Prometryn	µg/l	0.411 ± 0.0119	0.394 ± 0.099	0.0535	95.8	-0.33
Propazine	µg/l	0.49 ± 0.0145	0.466 ± 0.132	0.0636	95.2	-0.37
Sebuthylazine	µg/l	0.865 ± 0.0278	0.872 ± 0.192	0.0804	101	0.09
Simazine	µg/l	0.225 ± 0.00929	0.229 ± 0.097	0.0247	102	0.17
Terbuthylazine	µg/l	0.202 ± 0.00656	0.186 ± 0.057	0.0222	92	-0.73
Terbuthylazine-desethyl	µg/l	0.839 ± 0.038	0.785 ± 0.158	0.0923	93.6	-0.58
Terbutryn	µg/l	1.09 ± 0.0266	1.032 ± 0.343	0.109	94.9	-0.51

Sample: H109B

Parameter	Unit	Assigned value ± U (k=2)	Result ± U	Criterion	Recovery [%]	z-Score
2,6-Dichlorobenzamide	µg/l	0.42 ± 0.023	0.419 ± 0.096	0.063	99.8	-0.02
Alachlor	µg/l	0.561 ± 0.015	0.518 ± 0.088	0.0673	92.3	-0.64

Parameter	Unit	Assigned value ± U (k=2)	Result ± U	Criterion	Recovery [%]	z-Score
Atrazine	µg/l	0.943 ± 0.0251	0.908 ± 0.141	0.104	96.3	-0.34
Atrazine-desethyl	µg/l	0.332 ± 0.0122	0.332 ± 0.103	0.0398	100	0.01
Atrazine-desethyl-desisopropyl	µg/l	0.355 ± 0.0626	- ± -	0.0888	-	-
Atrazine-desisopropyl	µg/l	0.485 ± 0.0152	0.54 ± 0.165	0.0679	111	0.81
Bromacil	µg/l	0.524 ± 0.0207	- ± -	0.0734	-	-
Chloridazon	µg/l	0.808 ± 0.0288	- ± -	0.105	-	-
Chloridazon-desphenyl	µg/l	0.378 ± 0.00679	- ± -	0.0416	-	-
Chloridazon-methyl-desphenyl	µg/l	0.0237* ± 0.00262	- ± -	-	-	-
Clopyralid	µg/l	0.4 ± 0.0493	- ± -	0.136	-	-
Cyanazine	µg/l	0.545 ± 0.0223	- ± -	0.0763	-	-
Dimethenamide	µg/l	0.933 ± 0.0354	- ± -	0.0924	-	-
Diuron	µg/l	0.541 ± 0.0313	0.221 ± 0.044	0.0703	40.8	-4.55
Metolachlor	µg/l	0.296 ± 0.00727	0.277 ± 0.041	0.0444	93.5	-0.43
N,N-Dimethylsulfamide (DMS)	µg/l	0.514 ± 0.0272	- ± -	0.0771	-	-
Nicosulfurone	µg/l	0.177* ± 0.0155	- ± -	-	-	-
Prometryn	µg/l	0.707 ± 0.0368	0.673 ± 0.168	0.0919	95.2	-0.37
Propazine	µg/l	0.957 ± 0.0289	0.932 ± 0.265	0.124	97.4	-0.20
Sebuthylazine	µg/l	0.269 ± 0.00748	0.272 ± 0.06	0.025	101	0.12
Simazine	µg/l	0.215 ± 0.00823	0.213 ± 0.091	0.0236	99.2	-0.07
Terbuthylazine	µg/l	0.354 ± 0.0123	0.326 ± 0.1	0.039	92.1	-0.72
Terbuthylazine-desethyl	µg/l	0.248 ± 0.00902	0.239 ± 0.048	0.0273	96.3	-0.33
Terbutryn	µg/l	1.23 ± 0.0554	1.173 ± 0.389	0.123	95.6	-0.44

*no evaluation possible, for details please see the respective report



Sample: H109A

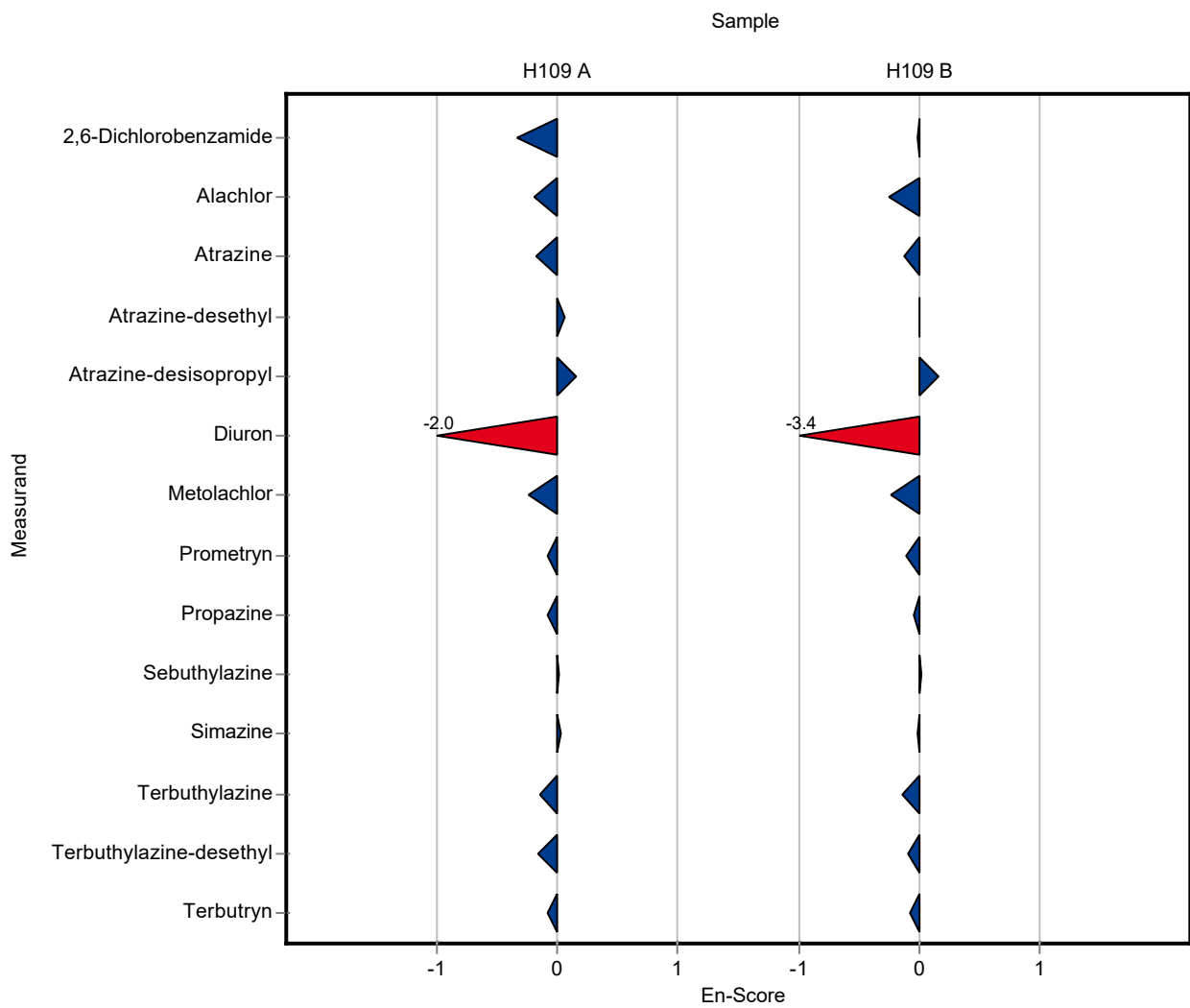
Parameter	Unit	Assigned value ± U (k=2)	Result ± U	Criterion	Recovery [%]	En-Score
2,6-Dichlorobenzamide	µg/l	1.04 ± 0.0504	0.901 ± 0.206	0.156	86.8	-0.33
Alachlor	µg/l	1.18 ± 0.0434	1.101 ± 0.187	0.141	93.6	-0.20
Atrazine	µg/l	0.502 ± 0.0167	0.476 ± 0.074	0.0552	94.9	-0.17
Atrazine-desethyl	µg/l	1.31 ± 0.0533	1.336 ± 0.207	0.157	102	0.06
Atrazine-desethyl-desisopropyl	µg/l	1.28 ± 0.21	- ± -	0.293	-	-
Atrazine-desisopropyl	µg/l	1 ± 0.0449	1.115 ± 0.341	0.141	111	0.16
Bromacil	µg/l	0.637 ± 0.0196	- ± -	0.0892	-	-
Chloridazon	µg/l	0.547 ± 0.0215	- ± -	0.0712	-	-
Chloridazon-desphenyl	µg/l	0.278 ± 0.00853	- ± -	0.0305	-	-
Chloridazon-methyl-desphenyl	µg/l	0.123 ± 0.00511	- ± -	0.016	-	-
Clopyralid	µg/l	0.266 ± 0.038	- ± -	0.0904	-	-
Cyanazine	µg/l	0.316 ± 0.0129	- ± -	0.0442	-	-
Dimethenamide	µg/l	0.633 ± 0.0185	- ± -	0.0627	-	-
Diuron	µg/l	0.3 ± 0.0138	0.167 ± 0.033	0.0391	55.6	-1.98
Metolachlor	µg/l	0.809 ± 0.0215	0.754 ± 0.112	0.121	93.2	-0.25
N,N-Dimethylsulfamide (DMS)	µg/l	0.319 ± 0.0287	- ± -	0.0478	-	-
Nicosulfurone	µg/l	0.422 ± 0.0834	- ± -	0.156	-	-
Prometryn	µg/l	0.411 ± 0.0119	0.394 ± 0.099	0.0535	95.8	-0.09
Propazine	µg/l	0.49 ± 0.0145	0.466 ± 0.132	0.0636	95.2	-0.09
Sebuthylazine	µg/l	0.865 ± 0.0278	0.872 ± 0.192	0.0804	101	0.02
Simazine	µg/l	0.225 ± 0.00929	0.229 ± 0.097	0.0247	102	0.02
Terbuthylazine	µg/l	0.202 ± 0.00656	0.186 ± 0.057	0.0222	92	-0.14
Terbuthylazine-desethyl	µg/l	0.839 ± 0.038	0.785 ± 0.158	0.0923	93.6	-0.17
Terbutryn	µg/l	1.09 ± 0.0266	1.032 ± 0.343	0.109	94.9	-0.08

Sample: H109B

Parameter	Unit	Assigned value ± U (k=2)	Result ± U	Criterion	Recovery [%]	En-Score
2,6-Dichlorobenzamide	µg/l	0.42 ± 0.023	0.419 ± 0.096	0.063	99.8	-0.01
Alachlor	µg/l	0.561 ± 0.015	0.518 ± 0.088	0.0673	92.3	-0.24

Parameter	Unit	Assigned value ± U (k=2)	Result ± U	Criterion Recovery [%]	En-Score
Atrazine	µg/l	0.943 ± 0.0251	0.908 ± 0.141	0.104	96.3 -0.12
Atrazine-desethyl	µg/l	0.332 ± 0.0122	0.332 ± 0.103	0.0398	100 0.00
Atrazine-desethyl-desisopropyl	µg/l	0.355 ± 0.0626	- ± -	0.0888	- -
Atrazine-desisopropyl	µg/l	0.485 ± 0.0152	0.54 ± 0.165	0.0679	111 0.17
Bromacil	µg/l	0.524 ± 0.0207	- ± -	0.0734	- -
Chloridazon	µg/l	0.808 ± 0.0288	- ± -	0.105	- -
Chloridazon-desphenyl	µg/l	0.378 ± 0.00679	- ± -	0.0416	- -
Chloridazon-methyl-desphenyl	µg/l	0.0237* ± 0.00262	- ± -	-	- -
Clopyralid	µg/l	0.4 ± 0.0493	- ± -	0.136	- -
Cyanazine	µg/l	0.545 ± 0.0223	- ± -	0.0763	- -
Dimethenamide	µg/l	0.933 ± 0.0354	- ± -	0.0924	- -
Diuron	µg/l	0.541 ± 0.0313	0.221 ± 0.044	0.0703	40.8 -3.43
Metolachlor	µg/l	0.296 ± 0.00727	0.277 ± 0.041	0.0444	93.5 -0.23
N,N-Dimethylsulfamide (DMS)	µg/l	0.514 ± 0.0272	- ± -	0.0771	- -
Nicosulfurone	µg/l	0.177* ± 0.0155	- ± -	-	- -
Prometryn	µg/l	0.707 ± 0.0368	0.673 ± 0.168	0.0919	95.2 -0.10
Propazine	µg/l	0.957 ± 0.0289	0.932 ± 0.265	0.124	97.4 -0.05
Sebuthylazine	µg/l	0.269 ± 0.00748	0.272 ± 0.06	0.025	101 0.02
Simazine	µg/l	0.215 ± 0.00823	0.213 ± 0.091	0.0236	99.2 -0.01
Terbuthylazine	µg/l	0.354 ± 0.0123	0.326 ± 0.1	0.039	92.1 -0.14
Terbuthylazine-desethyl	µg/l	0.248 ± 0.00902	0.239 ± 0.048	0.0273	96.3 -0.09
Terbutryn	µg/l	1.23 ± 0.0554	1.173 ± 0.389	0.123	95.6 -0.07

*no evaluation possible, for details please see the respective report



Sample: H109A

Parameter	Unit	Assigned value ± U (k=2)	Result ± U	Criterion	Recovery [%]	z-Score
2,6-Dichlorobenzamide	µg/l	1.04 ± 0.0504	- ± -	0.156	-	-
Alachlor	µg/l	1.18 ± 0.0434	- ± -	0.141	-	-
Atrazine	µg/l	0.502 ± 0.0167	- ± -	0.0552	-	-
Atrazine-desethyl	µg/l	1.31 ± 0.0533	- ± -	0.157	-	-
Atrazine-desethyl-desisopropyl	µg/l	1.28 ± 0.21	- ± -	0.293	-	-
Atrazine-desisopropyl	µg/l	1 ± 0.0449	- ± -	0.141	-	-
Bromacil	µg/l	0.637 ± 0.0196	- ± -	0.0892	-	-
Chloridazon	µg/l	0.547 ± 0.0215	- ± -	0.0712	-	-
Chloridazon-desphenyl	µg/l	0.278 ± 0.00853	- ± -	0.0305	-	-
Chloridazon-methyl-desphenyl	µg/l	0.123 ± 0.00511	- ± -	0.016	-	-
Clopyralid	µg/l	0.266 ± 0.038	- ± -	0.0904	-	-
Cyanazine	µg/l	0.316 ± 0.0129	- ± -	0.0442	-	-
Dimethenamide	µg/l	0.633 ± 0.0185	- ± -	0.0627	-	-
Diuron	µg/l	0.3 ± 0.0138	- ± -	0.0391	-	-
Metolachlor	µg/l	0.809 ± 0.0215	- ± -	0.121	-	-
N,N-Dimethylsulfamide (DMS)	µg/l	0.319 ± 0.0287	- ± -	0.0478	-	-
Nicosulfurone	µg/l	0.422 ± 0.0834	- ± -	0.156	-	-
Prometryn	µg/l	0.411 ± 0.0119	- ± -	0.0535	-	-
Propazine	µg/l	0.49 ± 0.0145	- ± -	0.0636	-	-
Sebuthylazine	µg/l	0.865 ± 0.0278	- ± -	0.0804	-	-
Simazine	µg/l	0.225 ± 0.00929	- ± -	0.0247	-	-
Terbuthylazine	µg/l	0.202 ± 0.00656	- ± -	0.0222	-	-
Terbuthylazine-desethyl	µg/l	0.839 ± 0.038	- ± -	0.0923	-	-
Terbutryn	µg/l	1.09 ± 0.0266	- ± -	0.109	-	-

Sample: H109B

Parameter	Unit	Assigned value ± U (k=2)	Result ± U	Criterion	Recovery [%]	z-Score
2,6-Dichlorobenzamide	µg/l	0.42 ± 0.023	- ± -	0.063	-	-
Alachlor	µg/l	0.561 ± 0.015	- ± -	0.0673	-	-

Parameter	Unit	Assigned value ± U (k=2)	Result ± U	Criterion Recovery [%]	z-Score
Atrazine	µg/l	0.943 ± 0.0251	- ± -	0.104	-
Atrazine-desethyl	µg/l	0.332 ± 0.0122	- ± -	0.0398	-
Atrazine-desethyl-desisopropyl	µg/l	0.355 ± 0.0626	- ± -	0.0888	-
Atrazine-desisopropyl	µg/l	0.485 ± 0.0152	- ± -	0.0679	-
Bromacil	µg/l	0.524 ± 0.0207	- ± -	0.0734	-
Chloridazon	µg/l	0.808 ± 0.0288	- ± -	0.105	-
Chloridazon-desphenyl	µg/l	0.378 ± 0.00679	- ± -	0.0416	-
Chloridazon-methyl-desphenyl	µg/l	0.0237* ± 0.00262	- ± -	-	-
Clopyralid	µg/l	0.4 ± 0.0493	- ± -	0.136	-
Cyanazine	µg/l	0.545 ± 0.0223	- ± -	0.0763	-
Dimethenamide	µg/l	0.933 ± 0.0354	- ± -	0.0924	-
Diuron	µg/l	0.541 ± 0.0313	- ± -	0.0703	-
Metolachlor	µg/l	0.296 ± 0.00727	- ± -	0.0444	-
N,N-Dimethylsulfamide (DMS)	µg/l	0.514 ± 0.0272	- ± -	0.0771	-
Nicosulfurone	µg/l	0.177* ± 0.0155	- ± -	-	-
Prometryn	µg/l	0.707 ± 0.0368	- ± -	0.0919	-
Propazine	µg/l	0.957 ± 0.0289	- ± -	0.124	-
Sebuthylazine	µg/l	0.269 ± 0.00748	- ± -	0.025	-
Simazine	µg/l	0.215 ± 0.00823	- ± -	0.0236	-
Terbuthylazine	µg/l	0.354 ± 0.0123	- ± -	0.039	-
Terbuthylazine-desethyl	µg/l	0.248 ± 0.00902	- ± -	0.0273	-
Terbutryn	µg/l	1.23 ± 0.0554	- ± -	0.123	-

*no evaluation possible, for details please see the respective report

Sample: H109A

Parameter	Unit	Assigned value ± U (k=2)	Result ± U	Criterion	Recovery [%]	En-Score
2,6-Dichlorobenzamide	µg/l	1.04 ± 0.0504	- ± -	0.156	-	-
Alachlor	µg/l	1.18 ± 0.0434	- ± -	0.141	-	-
Atrazine	µg/l	0.502 ± 0.0167	- ± -	0.0552	-	-
Atrazine-desethyl	µg/l	1.31 ± 0.0533	- ± -	0.157	-	-
Atrazine-desethyl-desisopropyl	µg/l	1.28 ± 0.21	- ± -	0.293	-	-
Atrazine-desisopropyl	µg/l	1 ± 0.0449	- ± -	0.141	-	-
Bromacil	µg/l	0.637 ± 0.0196	- ± -	0.0892	-	-
Chloridazon	µg/l	0.547 ± 0.0215	- ± -	0.0712	-	-
Chloridazon-desphenyl	µg/l	0.278 ± 0.00853	- ± -	0.0305	-	-
Chloridazon-methyl-desphenyl	µg/l	0.123 ± 0.00511	- ± -	0.016	-	-
Clopyralid	µg/l	0.266 ± 0.038	- ± -	0.0904	-	-
Cyanazine	µg/l	0.316 ± 0.0129	- ± -	0.0442	-	-
Dimethenamide	µg/l	0.633 ± 0.0185	- ± -	0.0627	-	-
Diuron	µg/l	0.3 ± 0.0138	- ± -	0.0391	-	-
Metolachlor	µg/l	0.809 ± 0.0215	- ± -	0.121	-	-
N,N-Dimethylsulfamide (DMS)	µg/l	0.319 ± 0.0287	- ± -	0.0478	-	-
Nicosulfurone	µg/l	0.422 ± 0.0834	- ± -	0.156	-	-
Prometryn	µg/l	0.411 ± 0.0119	- ± -	0.0535	-	-
Propazine	µg/l	0.49 ± 0.0145	- ± -	0.0636	-	-
Sebuthylazine	µg/l	0.865 ± 0.0278	- ± -	0.0804	-	-
Simazine	µg/l	0.225 ± 0.00929	- ± -	0.0247	-	-
Terbuthylazine	µg/l	0.202 ± 0.00656	- ± -	0.0222	-	-
Terbuthylazine-desethyl	µg/l	0.839 ± 0.038	- ± -	0.0923	-	-
Terbutryn	µg/l	1.09 ± 0.0266	- ± -	0.109	-	-

Sample: H109B

Parameter	Unit	Assigned value ± U (k=2)	Result ± U	Criterion	Recovery [%]	En-Score
2,6-Dichlorobenzamide	µg/l	0.42 ± 0.023	- ± -	0.063	-	-
Alachlor	µg/l	0.561 ± 0.015	- ± -	0.0673	-	-

Parameter	Unit	Assigned value ± U (k=2)	Result ± U	Criterion Recovery [%]	En-Score
Atrazine	µg/l	0.943 ± 0.0251	- ± -	0.104	-
Atrazine-desethyl	µg/l	0.332 ± 0.0122	- ± -	0.0398	-
Atrazine-desethyl-desisopropyl	µg/l	0.355 ± 0.0626	- ± -	0.0888	-
Atrazine-desisopropyl	µg/l	0.485 ± 0.0152	- ± -	0.0679	-
Bromacil	µg/l	0.524 ± 0.0207	- ± -	0.0734	-
Chloridazon	µg/l	0.808 ± 0.0288	- ± -	0.105	-
Chloridazon-desphenyl	µg/l	0.378 ± 0.00679	- ± -	0.0416	-
Chloridazon-methyl-desphenyl	µg/l	0.0237* ± 0.00262	- ± -	-	-
Clopyralid	µg/l	0.4 ± 0.0493	- ± -	0.136	-
Cyanazine	µg/l	0.545 ± 0.0223	- ± -	0.0763	-
Dimethenamide	µg/l	0.933 ± 0.0354	- ± -	0.0924	-
Diuron	µg/l	0.541 ± 0.0313	- ± -	0.0703	-
Metolachlor	µg/l	0.296 ± 0.00727	- ± -	0.0444	-
N,N-Dimethylsulfamide (DMS)	µg/l	0.514 ± 0.0272	- ± -	0.0771	-
Nicosulfurone	µg/l	0.177* ± 0.0155	- ± -	-	-
Prometryn	µg/l	0.707 ± 0.0368	- ± -	0.0919	-
Propazine	µg/l	0.957 ± 0.0289	- ± -	0.124	-
Sebuthylazine	µg/l	0.269 ± 0.00748	- ± -	0.025	-
Simazine	µg/l	0.215 ± 0.00823	- ± -	0.0236	-
Terbuthylazine	µg/l	0.354 ± 0.0123	- ± -	0.039	-
Terbuthylazine-desethyl	µg/l	0.248 ± 0.00902	- ± -	0.0273	-
Terbutryn	µg/l	1.23 ± 0.0554	- ± -	0.123	-

*no evaluation possible, for details please see the respective report

Sample: H109A

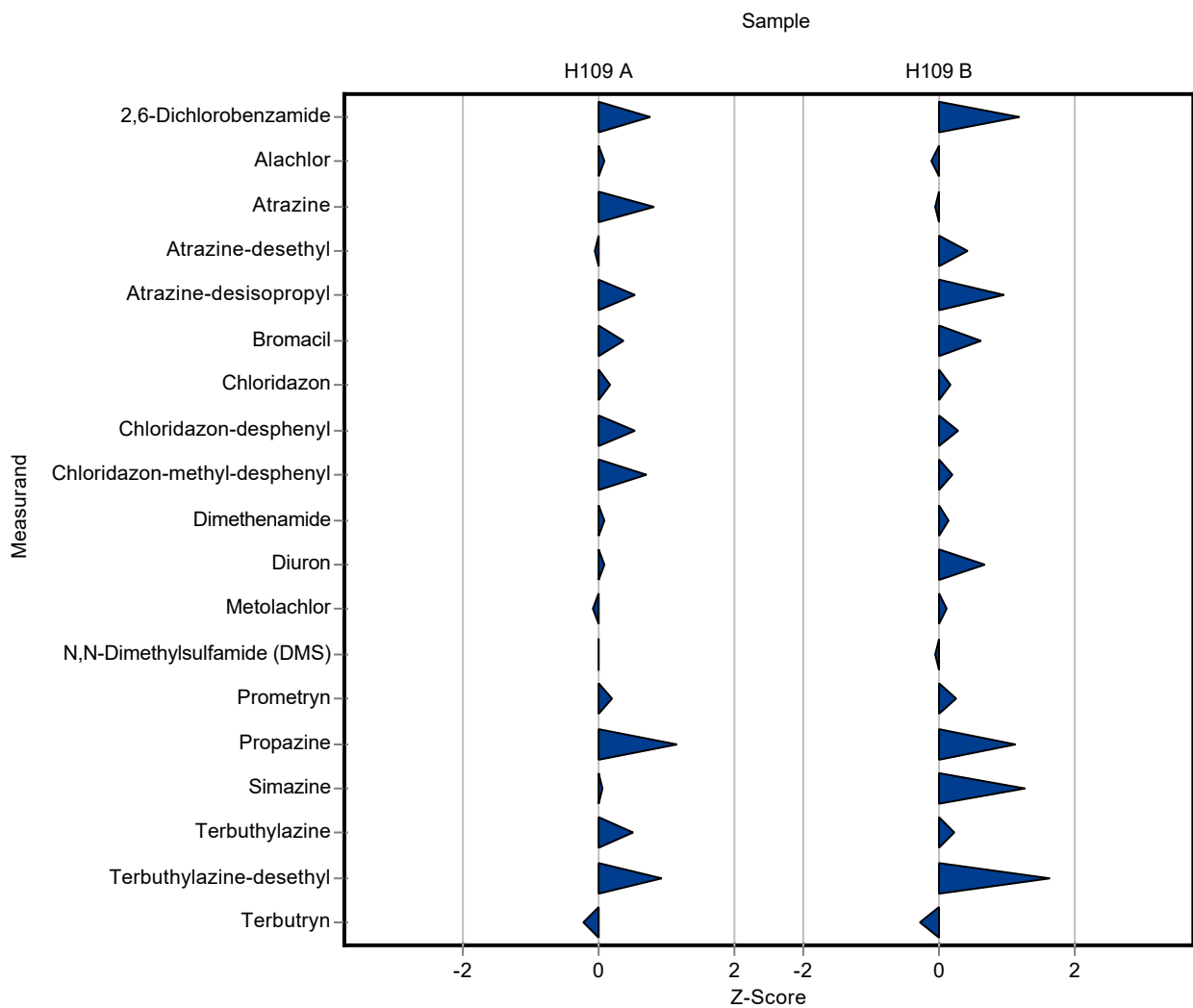
Parameter	Unit	Assigned value ± U (k=2)	Result ± U	Criterion	Recovery [%]	z-Score
2,6-Dichlorobenzamide	µg/l	1.04 ± 0.0504	1.154 ± 0.088	0.156	111	0.75
Alachlor	µg/l	1.18 ± 0.0434	1.187 ± 0.103	0.141	101	0.08
Atrazine	µg/l	0.502 ± 0.0167	0.547 ± 0.053	0.0552	109	0.82
Atrazine-desethyl	µg/l	1.31 ± 0.0533	1.301 ± 0.075	0.157	99.3	-0.06
Atrazine-desethyl-desisopropyl	µg/l	1.28 ± 0.21	- ± -	0.293	-	-
Atrazine-desisopropyl	µg/l	1 ± 0.0449	1.078 ± 0.067	0.141	107	0.52
Bromacil	µg/l	0.637 ± 0.0196	0.67 ± 0.066	0.0892	105	0.37
Chloridazon	µg/l	0.547 ± 0.0215	0.56 ± 0.057	0.0712	102	0.18
Chloridazon-desphenyl	µg/l	0.278 ± 0.00853	0.294 ± 0.017	0.0305	106	0.54
Chloridazon-methyl-desphenyl	µg/l	0.123 ± 0.00511	0.134 ± 0.009	0.016	109	0.69
Clopyralid	µg/l	0.266 ± 0.038	- ± -	0.0904	-	-
Cyanazine	µg/l	0.316 ± 0.0129	- ± -	0.0442	-	-
Dimethenamide	µg/l	0.633 ± 0.0185	0.638 ± 0.048	0.0627	101	0.08
Diuron	µg/l	0.3 ± 0.0138	0.304 ± 0.041	0.0391	101	0.09
Metolachlor	µg/l	0.809 ± 0.0215	0.8 ± 0.057	0.121	98.8	-0.08
N,N-Dimethylsulfamide (DMS)	µg/l	0.319 ± 0.0287	0.318 ± 0.038	0.0478	99.7	-0.02
Nicosulfurone	µg/l	0.422 ± 0.0834	- ± -	0.156	-	-
Prometryn	µg/l	0.411 ± 0.0119	0.422 ± 0.036	0.0535	103	0.20
Propazine	µg/l	0.49 ± 0.0145	0.563 ± 0.053	0.0636	115	1.15
Sebuthylazine	µg/l	0.865 ± 0.0278	- ± -	0.0804	-	-
Simazine	µg/l	0.225 ± 0.00929	0.226 ± 0.015	0.0247	101	0.05
Terbuthylazine	µg/l	0.202 ± 0.00656	0.213 ± 0.021	0.0222	105	0.49
Terbuthylazine-desethyl	µg/l	0.839 ± 0.038	0.923 ± 0.089	0.0923	110	0.91
Terbutryn	µg/l	1.09 ± 0.0266	1.063 ± 0.088	0.109	97.8	-0.22

Sample: H109B

Parameter	Unit	Assigned value ± U (k=2)	Result ± U	Criterion	Recovery [%]	z-Score
2,6-Dichlorobenzamide	µg/l	0.42 ± 0.023	0.494 ± 0.038	0.063	118	1.17
Alachlor	µg/l	0.561 ± 0.015	0.553 ± 0.048	0.0673	98.6	-0.12

Parameter	Unit	Assigned value ± U (k=2)	Result ± U	Criterion	Recovery [%]	z-Score
Atrazine	µg/l	0.943 ± 0.0251	0.938 ± 0.091	0.104	99.5	-0.05
Atrazine-desethyl	µg/l	0.332 ± 0.0122	0.349 ± 0.02	0.0398	105	0.44
Atrazine-desethyl-desisopropyl	µg/l	0.355 ± 0.0626	- ± -	0.0888	-	-
Atrazine-desisopropyl	µg/l	0.485 ± 0.0152	0.55 ± 0.034	0.0679	113	0.95
Bromacil	µg/l	0.524 ± 0.0207	0.569 ± 0.056	0.0734	109	0.61
Chloridazon	µg/l	0.808 ± 0.0288	0.826 ± 0.085	0.105	102	0.17
Chloridazon-desphenyl	µg/l	0.378 ± 0.00679	0.391 ± 0.022	0.0416	103	0.30
Chloridazon-methyl-desphenyl	µg/l	0.0237* ± 0.00262	0.025 ± 0.002	-	-	-
Clopyralid	µg/l	0.4 ± 0.0493	- ± -	0.136	-	-
Cyanazine	µg/l	0.545 ± 0.0223	- ± -	0.0763	-	-
Dimethenamide	µg/l	0.933 ± 0.0354	0.948 ± 0.071	0.0924	102	0.16
Diuron	µg/l	0.541 ± 0.0313	0.589 ± 0.08	0.0703	109	0.68
Metolachlor	µg/l	0.296 ± 0.00727	0.301 ± 0.021	0.0444	102	0.10
N,N-Dimethylsulfamide (DMS)	µg/l	0.514 ± 0.0272	0.509 ± 0.061	0.0771	99.1	-0.06
Nicosulfurone	µg/l	0.177* ± 0.0155	- ± -	-	-	-
Prometryn	µg/l	0.707 ± 0.0368	0.73 ± 0.062	0.0919	103	0.25
Propazine	µg/l	0.957 ± 0.0289	1.097 ± 0.104	0.124	115	1.12
Sebuthylazine	µg/l	0.269 ± 0.00748	- ± -	0.025	-	-
Simazine	µg/l	0.215 ± 0.00823	0.245 ± 0.017	0.0236	114	1.29
Terbuthylazine	µg/l	0.354 ± 0.0123	0.363 ± 0.037	0.039	103	0.23
Terbuthylazine-desethyl	µg/l	0.248 ± 0.00902	0.293 ± 0.028	0.0273	118	1.64
Terbutryn	µg/l	1.23 ± 0.0554	1.193 ± 0.099	0.123	97.2	-0.28

*no evaluation possible, for details please see the respective report



Sample: H109A

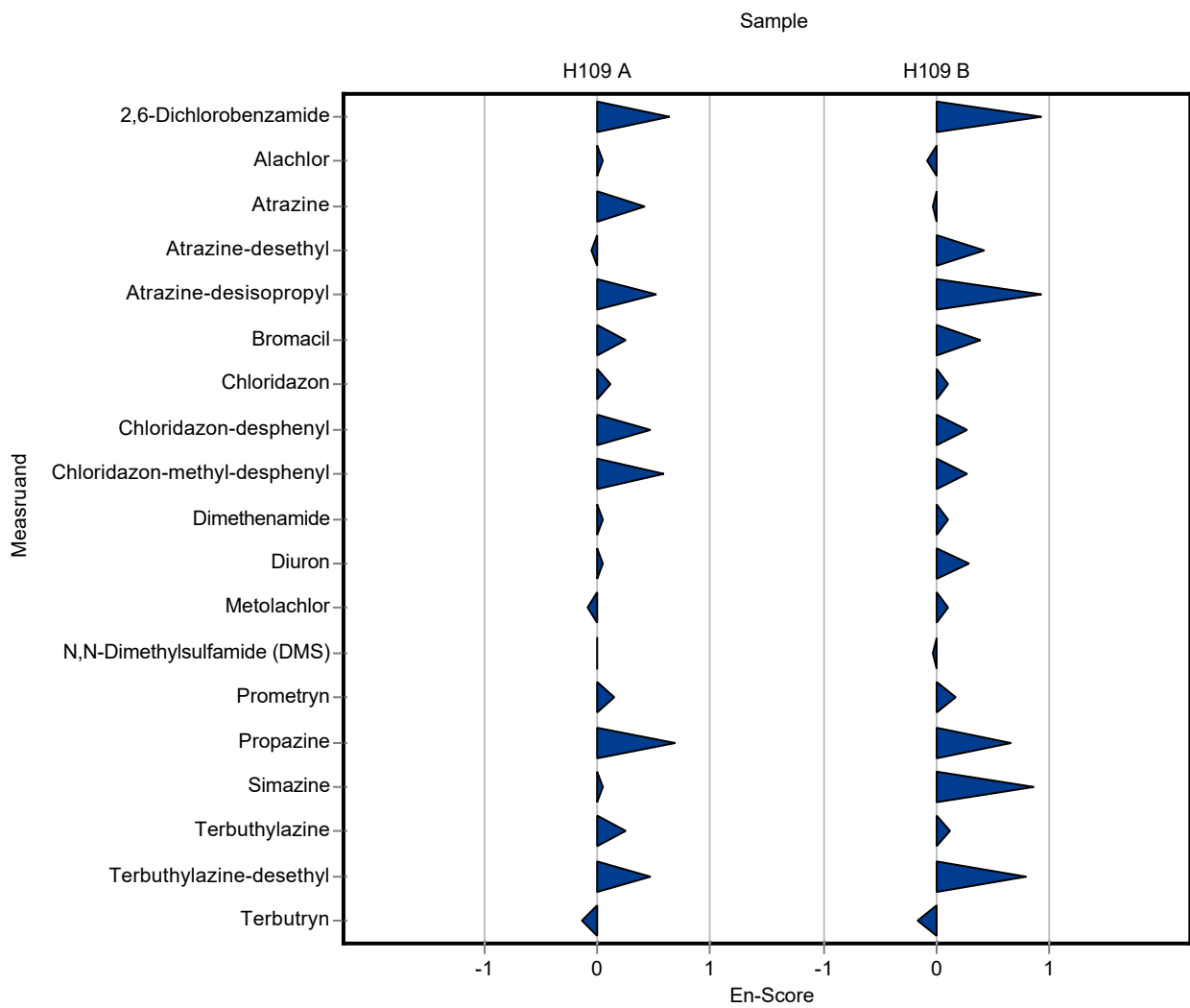
Parameter	Unit	Assigned value ± U (k=2)	Result ± U	Criterion	Recovery [%]	En-Score
2,6-Dichlorobenzamide	µg/l	1.04 ± 0.0504	1.154 ± 0.088	0.156	111	0.64
Alachlor	µg/l	1.18 ± 0.0434	1.187 ± 0.103	0.141	101	0.05
Atrazine	µg/l	0.502 ± 0.0167	0.547 ± 0.053	0.0552	109	0.42
Atrazine-desethyl	µg/l	1.31 ± 0.0533	1.301 ± 0.075	0.157	99.3	-0.06
Atrazine-desethyl-desisopropyl	µg/l	1.28 ± 0.21	- ± -	0.293	-	-
Atrazine-desisopropyl	µg/l	1 ± 0.0449	1.078 ± 0.067	0.141	107	0.52
Bromacil	µg/l	0.637 ± 0.0196	0.67 ± 0.066	0.0892	105	0.25
Chloridazon	µg/l	0.547 ± 0.0215	0.56 ± 0.057	0.0712	102	0.11
Chloridazon-desphenyl	µg/l	0.278 ± 0.00853	0.294 ± 0.017	0.0305	106	0.47
Chloridazon-methyl-desphenyl	µg/l	0.123 ± 0.00511	0.134 ± 0.009	0.016	109	0.59
Clopyralid	µg/l	0.266 ± 0.038	- ± -	0.0904	-	-
Cyanazine	µg/l	0.316 ± 0.0129	- ± -	0.0442	-	-
Dimethenamide	µg/l	0.633 ± 0.0185	0.638 ± 0.048	0.0627	101	0.05
Diuron	µg/l	0.3 ± 0.0138	0.304 ± 0.041	0.0391	101	0.04
Metolachlor	µg/l	0.809 ± 0.0215	0.8 ± 0.057	0.121	98.8	-0.08
N,N-Dimethylsulfamide (DMS)	µg/l	0.319 ± 0.0287	0.318 ± 0.038	0.0478	99.7	-0.01
Nicosulfurone	µg/l	0.422 ± 0.0834	- ± -	0.156	-	-
Prometryn	µg/l	0.411 ± 0.0119	0.422 ± 0.036	0.0535	103	0.14
Propazine	µg/l	0.49 ± 0.0145	0.563 ± 0.053	0.0636	115	0.69
Sebuthylazine	µg/l	0.865 ± 0.0278	- ± -	0.0804	-	-
Simazine	µg/l	0.225 ± 0.00929	0.226 ± 0.015	0.0247	101	0.04
Terbuthylazine	µg/l	0.202 ± 0.00656	0.213 ± 0.021	0.0222	105	0.26
Terbuthylazine-desethyl	µg/l	0.839 ± 0.038	0.923 ± 0.089	0.0923	110	0.46
Terbutryn	µg/l	1.09 ± 0.0266	1.063 ± 0.088	0.109	97.8	-0.14

Sample: H109B

Parameter	Unit	Assigned value ± U (k=2)	Result ± U	Criterion	Recovery [%]	En-Score
2,6-Dichlorobenzamide	µg/l	0.42 ± 0.023	0.494 ± 0.038	0.063	118	0.93
Alachlor	µg/l	0.561 ± 0.015	0.553 ± 0.048	0.0673	98.6	-0.08

Parameter	Unit	Assigned value ± U (k=2)	Result ± U	Criterion	Recovery [%]	En-Score
Atrazine	µg/l	0.943 ± 0.0251	0.938 ± 0.091	0.104	99.5	-0.03
Atrazine-desethyl	µg/l	0.332 ± 0.0122	0.349 ± 0.02	0.0398	105	0.42
Atrazine-desethyl-desisopropyl	µg/l	0.355 ± 0.0626	- ± -	0.0888	-	-
Atrazine-desisopropyl	µg/l	0.485 ± 0.0152	0.55 ± 0.034	0.0679	113	0.93
Bromacil	µg/l	0.524 ± 0.0207	0.569 ± 0.056	0.0734	109	0.39
Chloridazon	µg/l	0.808 ± 0.0288	0.826 ± 0.085	0.105	102	0.10
Chloridazon-desphenyl	µg/l	0.378 ± 0.00679	0.391 ± 0.022	0.0416	103	0.28
Chloridazon-methyl-desphenyl	µg/l	0.0237* ± 0.00262	0.025 ± 0.002	-	-	-
Clopyralid	µg/l	0.4 ± 0.0493	- ± -	0.136	-	-
Cyanazine	µg/l	0.545 ± 0.0223	- ± -	0.0763	-	-
Dimethenamide	µg/l	0.933 ± 0.0354	0.948 ± 0.071	0.0924	102	0.10
Diuron	µg/l	0.541 ± 0.0313	0.589 ± 0.08	0.0703	109	0.29
Metolachlor	µg/l	0.296 ± 0.00727	0.301 ± 0.021	0.0444	102	0.11
N,N-Dimethylsulfamide (DMS)	µg/l	0.514 ± 0.0272	0.509 ± 0.061	0.0771	99.1	-0.04
Nicosulfurone	µg/l	0.177* ± 0.0155	- ± -	-	-	-
Prometryn	µg/l	0.707 ± 0.0368	0.73 ± 0.062	0.0919	103	0.18
Propazine	µg/l	0.957 ± 0.0289	1.097 ± 0.104	0.124	115	0.67
Sebuthylazine	µg/l	0.269 ± 0.00748	- ± -	0.025	-	-
Simazine	µg/l	0.215 ± 0.00823	0.245 ± 0.017	0.0236	114	0.87
Terbuthylazine	µg/l	0.354 ± 0.0123	0.363 ± 0.037	0.039	103	0.12
Terbuthylazine-desethyl	µg/l	0.248 ± 0.00902	0.293 ± 0.028	0.0273	118	0.79
Terbutryn	µg/l	1.23 ± 0.0554	1.193 ± 0.099	0.123	97.2	-0.17

*no evaluation possible, for details please see the respective report



Sample: H109A

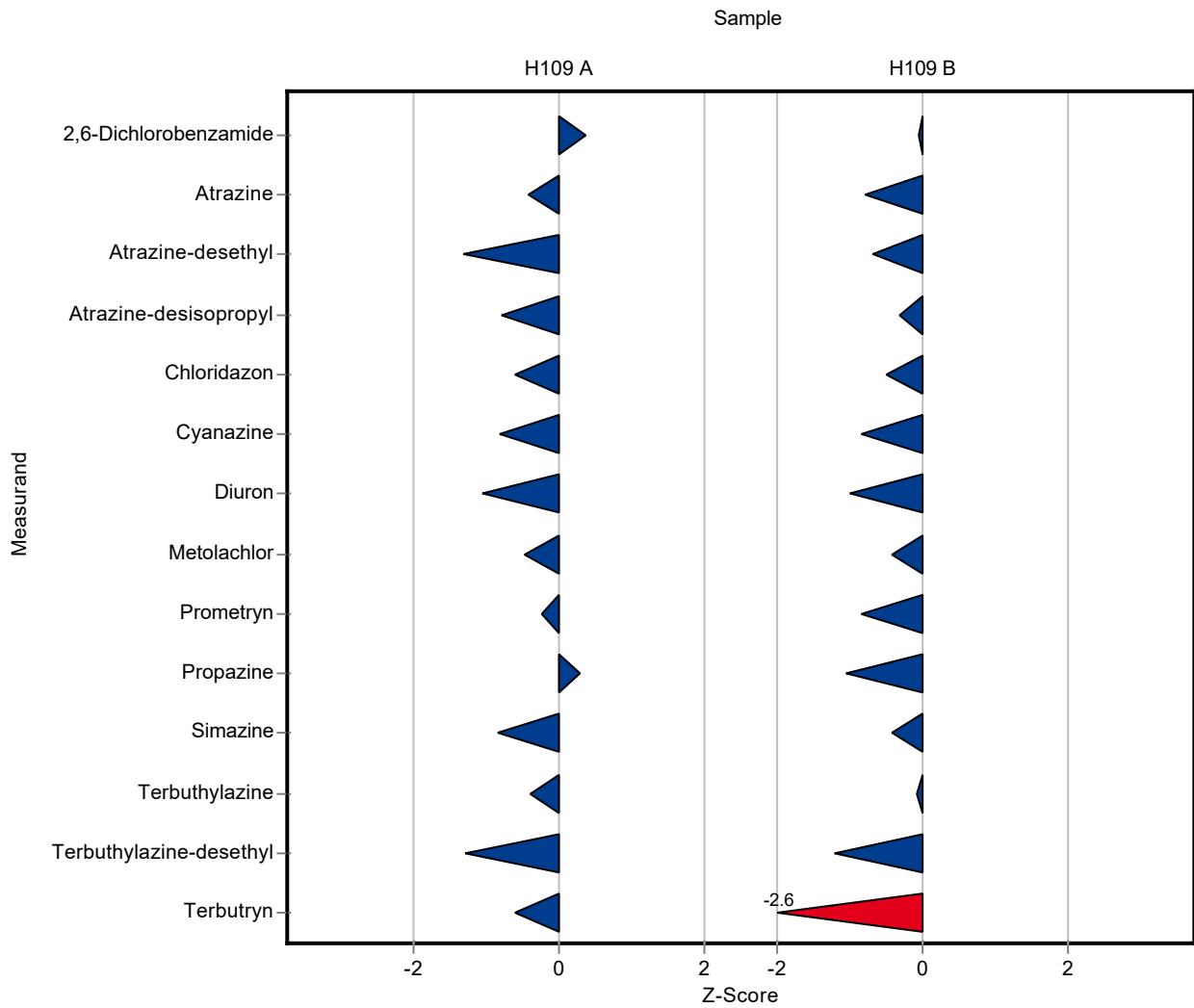
Parameter	Unit	Assigned value ± U (k=2)	Result ± U	Criterion	Recovery [%]	z-Score
2,6-Dichlorobenzamide	µg/l	1.04 ± 0.0504	1.096 ± 0.106	0.156	106	0.37
Alachlor	µg/l	1.18 ± 0.0434	- ± -	0.141	-	-
Atrazine	µg/l	0.502 ± 0.0167	0.478 ± 0.061	0.0552	95.3	-0.43
Atrazine-desethyl	µg/l	1.31 ± 0.0533	1.103 ± 0.287	0.157	84.2	-1.32
Atrazine-desethyl-desisopropyl	µg/l	1.28 ± 0.21	- ± -	0.293	-	-
Atrazine-desisopropyl	µg/l	1 ± 0.0449	0.891 ± 0.099	0.141	88.7	-0.81
Bromacil	µg/l	0.637 ± 0.0196	- ± -	0.0892	-	-
Chloridazon	µg/l	0.547 ± 0.0215	0.503 ± 0.054	0.0712	91.9	-0.63
Chloridazon-desphenyl	µg/l	0.278 ± 0.00853	- ± -	0.0305	-	-
Chloridazon-methyl-desphenyl	µg/l	0.123 ± 0.00511	- ± -	0.016	-	-
Clopyralid	µg/l	0.266 ± 0.038	- ± -	0.0904	-	-
Cyanazine	µg/l	0.316 ± 0.0129	0.279 ± 0.066	0.0442	88.4	-0.83
Dimethenamide	µg/l	0.633 ± 0.0185	- ± -	0.0627	-	-
Diuron	µg/l	0.3 ± 0.0138	0.259 ± 0.048	0.0391	86.2	-1.06
Metolachlor	µg/l	0.809 ± 0.0215	0.752 ± 0.206	0.121	92.9	-0.47
N,N-Dimethylsulfamide (DMS)	µg/l	0.319 ± 0.0287	- ± -	0.0478	-	-
Nicosulfurone	µg/l	0.422 ± 0.0834	- ± -	0.156	-	-
Prometryn	µg/l	0.411 ± 0.0119	0.398 ± 0.058	0.0535	96.7	-0.25
Propazine	µg/l	0.49 ± 0.0145	0.507 ± 0.083	0.0636	104	0.27
Sebuthylazine	µg/l	0.865 ± 0.0278	- ± -	0.0804	-	-
Simazine	µg/l	0.225 ± 0.00929	0.204 ± 0.042	0.0247	90.8	-0.84
Terbuthylazine	µg/l	0.202 ± 0.00656	0.193 ± 0.028	0.0222	95.5	-0.41
Terbuthylazine-desethyl	µg/l	0.839 ± 0.038	0.72 ± 0.084	0.0923	85.8	-1.29
Terbutryn	µg/l	1.09 ± 0.0266	1.022 ± 0.128	0.109	94	-0.60

Sample: H109B

Parameter	Unit	Assigned value ± U (k=2)	Result ± U	Criterion	Recovery [%]	z-Score
2,6-Dichlorobenzamide	µg/l	0.42 ± 0.023	0.417 ± 0.04	0.063	99.3	-0.05
Alachlor	µg/l	0.561 ± 0.015	- ± -	0.0673	-	-

Parameter	Unit	Assigned value ± U (k=2)	Result ± U	Criterion	Recovery [%]	z-Score
Atrazine	µg/l	0.943 ± 0.0251	0.861 ± 0.11	0.104	91.3	-0.79
Atrazine-desethyl	µg/l	0.332 ± 0.0122	0.304 ± 0.079	0.0398	91.7	-0.69
Atrazine-desethyl-desisopropyl	µg/l	0.355 ± 0.0626	- ± -	0.0888	-	-
Atrazine-desisopropyl	µg/l	0.485 ± 0.0152	0.464 ± 0.052	0.0679	95.6	-0.31
Bromacil	µg/l	0.524 ± 0.0207	- ± -	0.0734	-	-
Chloridazon	µg/l	0.808 ± 0.0288	0.756 ± 0.081	0.105	93.6	-0.49
Chloridazon-desphenyl	µg/l	0.378 ± 0.00679	- ± -	0.0416	-	-
Chloridazon-methyl-desphenyl	µg/l	0.0237* ± 0.00262	- ± -	-	-	-
Clopyralid	µg/l	0.4 ± 0.0493	- ± -	0.136	-	-
Cyanazine	µg/l	0.545 ± 0.0223	0.48 ± 0.113	0.0763	88.1	-0.85
Dimethenamide	µg/l	0.933 ± 0.0354	- ± -	0.0924	-	-
Diuron	µg/l	0.541 ± 0.0313	0.471 ± 0.087	0.0703	87	-1.00
Metolachlor	µg/l	0.296 ± 0.00727	0.278 ± 0.076	0.0444	93.8	-0.41
N,N-Dimethylsulfamide (DMS)	µg/l	0.514 ± 0.0272	- ± -	0.0771	-	-
Nicosulfurone	µg/l	0.177* ± 0.0155	- ± -	-	-	-
Prometryn	µg/l	0.707 ± 0.0368	0.629 ± 0.092	0.0919	89	-0.85
Propazine	µg/l	0.957 ± 0.0289	0.826 ± 0.135	0.124	86.3	-1.05
Sebuthylazine	µg/l	0.269 ± 0.00748	- ± -	0.025	-	-
Simazine	µg/l	0.215 ± 0.00823	0.205 ± 0.042	0.0236	95.5	-0.41
Terbuthylazine	µg/l	0.354 ± 0.0123	0.351 ± 0.051	0.039	99.1	-0.08
Terbuthylazine-desethyl	µg/l	0.248 ± 0.00902	0.215 ± 0.025	0.0273	86.7	-1.21
Terbutryn	µg/l	1.23 ± 0.0554	0.911 ± 0.114	0.123	74.3	-2.57

*no evaluation possible, for details please see the respective report



Sample: H109A

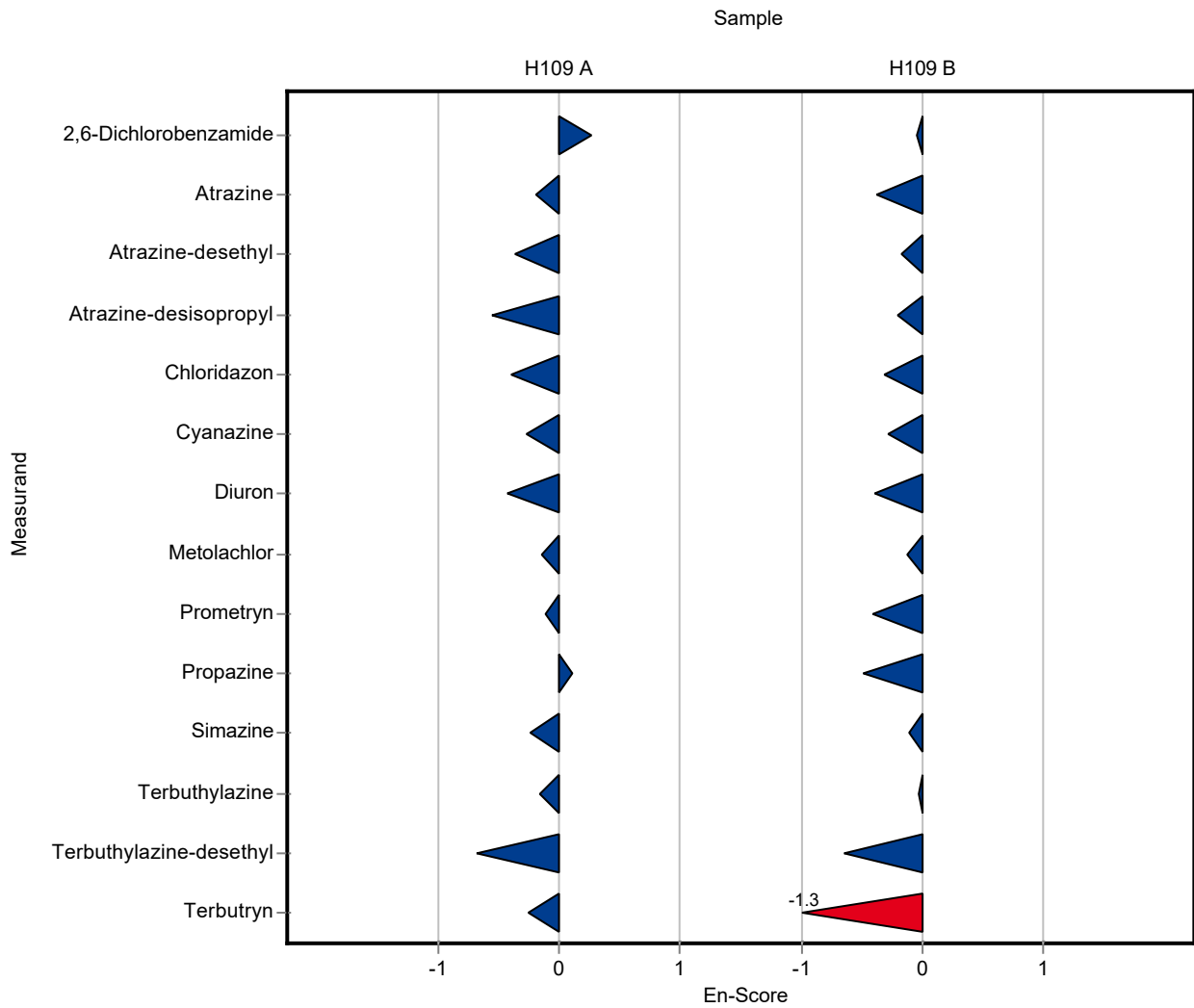
Parameter	Unit	Assigned value ± U (k=2)	Result ± U	Criterion	Recovery [%]	En-Score
2,6-Dichlorobenzamide	µg/l	1.04 ± 0.0504	1.096 ± 0.106	0.156	106	0.27
Alachlor	µg/l	1.18 ± 0.0434	- ± -	0.141	-	-
Atrazine	µg/l	0.502 ± 0.0167	0.478 ± 0.061	0.0552	95.3	-0.19
Atrazine-desethyl	µg/l	1.31 ± 0.0533	1.103 ± 0.287	0.157	84.2	-0.36
Atrazine-desethyl-desisopropyl	µg/l	1.28 ± 0.21	- ± -	0.293	-	-
Atrazine-desisopropyl	µg/l	1 ± 0.0449	0.891 ± 0.099	0.141	88.7	-0.56
Bromacil	µg/l	0.637 ± 0.0196	- ± -	0.0892	-	-
Chloridazon	µg/l	0.547 ± 0.0215	0.503 ± 0.054	0.0712	91.9	-0.40
Chloridazon-desphenyl	µg/l	0.278 ± 0.00853	- ± -	0.0305	-	-
Chloridazon-methyl-desphenyl	µg/l	0.123 ± 0.00511	- ± -	0.016	-	-
Clopyralid	µg/l	0.266 ± 0.038	- ± -	0.0904	-	-
Cyanazine	µg/l	0.316 ± 0.0129	0.279 ± 0.066	0.0442	88.4	-0.28
Dimethenamide	µg/l	0.633 ± 0.0185	- ± -	0.0627	-	-
Diuron	µg/l	0.3 ± 0.0138	0.259 ± 0.048	0.0391	86.2	-0.43
Metolachlor	µg/l	0.809 ± 0.0215	0.752 ± 0.206	0.121	92.9	-0.14
N,N-Dimethylsulfamide (DMS)	µg/l	0.319 ± 0.0287	- ± -	0.0478	-	-
Nicosulfurone	µg/l	0.422 ± 0.0834	- ± -	0.156	-	-
Prometryn	µg/l	0.411 ± 0.0119	0.398 ± 0.058	0.0535	96.7	-0.12
Propazine	µg/l	0.49 ± 0.0145	0.507 ± 0.083	0.0636	104	0.10
Sebuthylazine	µg/l	0.865 ± 0.0278	- ± -	0.0804	-	-
Simazine	µg/l	0.225 ± 0.00929	0.204 ± 0.042	0.0247	90.8	-0.24
Terbuthylazine	µg/l	0.202 ± 0.00656	0.193 ± 0.028	0.0222	95.5	-0.16
Terbuthylazine-desethyl	µg/l	0.839 ± 0.038	0.72 ± 0.084	0.0923	85.8	-0.69
Terbutryn	µg/l	1.09 ± 0.0266	1.022 ± 0.128	0.109	94	-0.25

Sample: H109B

Parameter	Unit	Assigned value ± U (k=2)	Result ± U	Criterion	Recovery [%]	En-Score
2,6-Dichlorobenzamide	µg/l	0.42 ± 0.023	0.417 ± 0.04	0.063	99.3	-0.04
Alachlor	µg/l	0.561 ± 0.015	- ± -	0.0673	-	-

Parameter	Unit	Assigned value ± U (k=2)	Result ± U	Criterion	Recovery [%]	En-Score
Atrazine	µg/l	0.943 ± 0.0251	0.861 ± 0.11	0.104	91.3	-0.37
Atrazine-desethyl	µg/l	0.332 ± 0.0122	0.304 ± 0.079	0.0398	91.7	-0.17
Atrazine-desethyl-desisopropyl	µg/l	0.355 ± 0.0626	- ± -	0.0888	-	-
Atrazine-desisopropyl	µg/l	0.485 ± 0.0152	0.464 ± 0.052	0.0679	95.6	-0.20
Bromacil	µg/l	0.524 ± 0.0207	- ± -	0.0734	-	-
Chloridazon	µg/l	0.808 ± 0.0288	0.756 ± 0.081	0.105	93.6	-0.32
Chloridazon-desphenyl	µg/l	0.378 ± 0.00679	- ± -	0.0416	-	-
Chloridazon-methyl-desphenyl	µg/l	0.0237* ± 0.00262	- ± -	-	-	-
Clopyralid	µg/l	0.4 ± 0.0493	- ± -	0.136	-	-
Cyanazine	µg/l	0.545 ± 0.0223	0.48 ± 0.113	0.0763	88.1	-0.29
Dimethenamide	µg/l	0.933 ± 0.0354	- ± -	0.0924	-	-
Diuron	µg/l	0.541 ± 0.0313	0.471 ± 0.087	0.0703	87	-0.40
Metolachlor	µg/l	0.296 ± 0.00727	0.278 ± 0.076	0.0444	93.8	-0.12
N,N-Dimethylsulfamide (DMS)	µg/l	0.514 ± 0.0272	- ± -	0.0771	-	-
Nicosulfurone	µg/l	0.177* ± 0.0155	- ± -	-	-	-
Prometryn	µg/l	0.707 ± 0.0368	0.629 ± 0.092	0.0919	89	-0.41
Propazine	µg/l	0.957 ± 0.0289	0.826 ± 0.135	0.124	86.3	-0.48
Sebuthylazine	µg/l	0.269 ± 0.00748	- ± -	0.025	-	-
Simazine	µg/l	0.215 ± 0.00823	0.205 ± 0.042	0.0236	95.5	-0.11
Terbuthylazine	µg/l	0.354 ± 0.0123	0.351 ± 0.051	0.039	99.1	-0.03
Terbuthylazine-desethyl	µg/l	0.248 ± 0.00902	0.215 ± 0.025	0.0273	86.7	-0.65
Terbutryn	µg/l	1.23 ± 0.0554	0.911 ± 0.114	0.123	74.3	-1.35

*no evaluation possible, for details please see the respective report



Sample: H109A

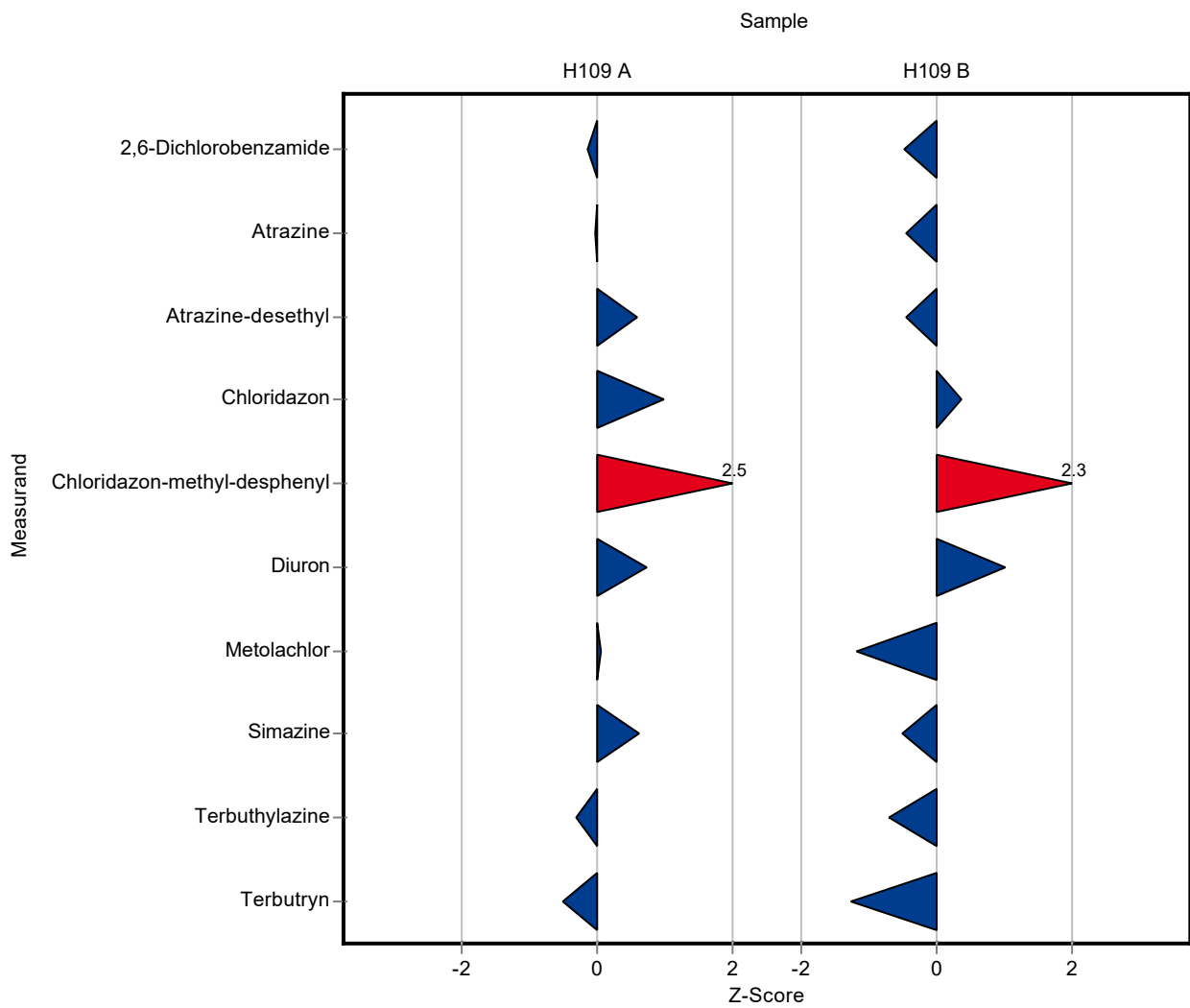
Parameter	Unit	Assigned value ± U (k=2)	Result ± U	Criterion	Recovery [%]	z-Score
2,6-Dichlorobenzamide	µg/l	1.04 ± 0.0504	1.017 ± 0.285	0.156	98	-0.13
Alachlor	µg/l	1.18 ± 0.0434	- ± -	0.141	-	-
Atrazine	µg/l	0.502 ± 0.0167	0.5 ± 0.155	0.0552	99.6	-0.03
Atrazine-desethyl	µg/l	1.31 ± 0.0533	1.403 ± 0.477	0.157	107	0.59
Atrazine-desethyl-desisopropyl	µg/l	1.28 ± 0.21	- ± -	0.293	-	-
Atrazine-desisopropyl	µg/l	1 ± 0.0449	- ± -	0.141	-	-
Bromacil	µg/l	0.637 ± 0.0196	- ± -	0.0892	-	-
Chloridazon	µg/l	0.547 ± 0.0215	0.617 ± 0.185	0.0712	113	0.98
Chloridazon-desphenyl	µg/l	0.278 ± 0.00853	- ± -	0.0305	-	-
Chloridazon-methyl-desphenyl	µg/l	0.123 ± 0.00511	0.163 ± 0.06	0.016	133	2.51
Clopyralid	µg/l	0.266 ± 0.038	- ± -	0.0904	-	-
Cyanazine	µg/l	0.316 ± 0.0129	- ± -	0.0442	-	-
Dimethenamide	µg/l	0.633 ± 0.0185	- ± -	0.0627	-	-
Diuron	µg/l	0.3 ± 0.0138	0.329 ± 0.099	0.0391	110	0.73
Metolachlor	µg/l	0.809 ± 0.0215	0.815 ± 0.228	0.121	101	0.05
N,N-Dimethylsulfamide (DMS)	µg/l	0.319 ± 0.0287	- ± -	0.0478	-	-
Nicosulfurone	µg/l	0.422 ± 0.0834	- ± -	0.156	-	-
Prometryn	µg/l	0.411 ± 0.0119	- ± -	0.0535	-	-
Propazine	µg/l	0.49 ± 0.0145	- ± -	0.0636	-	-
Sebuthylazine	µg/l	0.865 ± 0.0278	- ± -	0.0804	-	-
Simazine	µg/l	0.225 ± 0.00929	0.24 ± 0.072	0.0247	107	0.62
Terbuthylazine	µg/l	0.202 ± 0.00656	0.195 ± 0.057	0.0222	96.5	-0.32
Terbuthylazine-desethyl	µg/l	0.839 ± 0.038	- ± -	0.0923	-	-
Terbutryn	µg/l	1.09 ± 0.0266	1.032 ± 0.268	0.109	94.9	-0.51

Sample: H109B

Parameter	Unit	Assigned value ± U (k=2)	Result ± U	Criterion	Recovery [%]	z-Score
2,6-Dichlorobenzamide	µg/l	0.42 ± 0.023	0.39 ± 0.109	0.063	92.9	-0.48
Alachlor	µg/l	0.561 ± 0.015	- ± -	0.0673	-	-

Parameter	Unit	Assigned value ± U (k=2)	Result ± U	Criterion	Recovery [%]	z-Score
Atrazine	µg/l	0.943 ± 0.0251	0.896 ± 0.278	0.104	95	-0.45
Atrazine-desethyl	µg/l	0.332 ± 0.0122	0.314 ± 0.107	0.0398	94.7	-0.44
Atrazine-desethyl-desisopropyl	µg/l	0.355 ± 0.0626	- ± -	0.0888	-	-
Atrazine-desisopropyl	µg/l	0.485 ± 0.0152	- ± -	0.0679	-	-
Bromacil	µg/l	0.524 ± 0.0207	- ± -	0.0734	-	-
Chloridazon	µg/l	0.808 ± 0.0288	0.846 ± 0.254	0.105	105	0.36
Chloridazon-desphenyl	µg/l	0.378 ± 0.00679	- ± -	0.0416	-	-
Chloridazon-methyl-desphenyl	µg/l	0.0237* ± 0.00262	0.038 ± 0.014	-	-	-
Clopyralid	µg/l	0.4 ± 0.0493	- ± -	0.136	-	-
Cyanazine	µg/l	0.545 ± 0.0223	- ± -	0.0763	-	-
Dimethenamide	µg/l	0.933 ± 0.0354	- ± -	0.0924	-	-
Diuron	µg/l	0.541 ± 0.0313	0.612 ± 0.184	0.0703	113	1.01
Metolachlor	µg/l	0.296 ± 0.00727	0.244 ± 0.068	0.0444	82.3	-1.18
N,N-Dimethylsulfamide (DMS)	µg/l	0.514 ± 0.0272	- ± -	0.0771	-	-
Nicosulfurone	µg/l	0.177* ± 0.0155	- ± -	-	-	-
Prometryn	µg/l	0.707 ± 0.0368	- ± -	0.0919	-	-
Propazine	µg/l	0.957 ± 0.0289	- ± -	0.124	-	-
Sebuthylazine	µg/l	0.269 ± 0.00748	- ± -	0.025	-	-
Simazine	µg/l	0.215 ± 0.00823	0.203 ± 0.061	0.0236	94.6	-0.49
Terbuthylazine	µg/l	0.354 ± 0.0123	0.327 ± 0.095	0.039	92.3	-0.70
Terbuthylazine-desethyl	µg/l	0.248 ± 0.00902	- ± -	0.0273	-	-
Terbutryn	µg/l	1.23 ± 0.0554	1.072 ± 0.279	0.123	87.4	-1.26

*no evaluation possible, for details please see the respective report



Sample: H109A

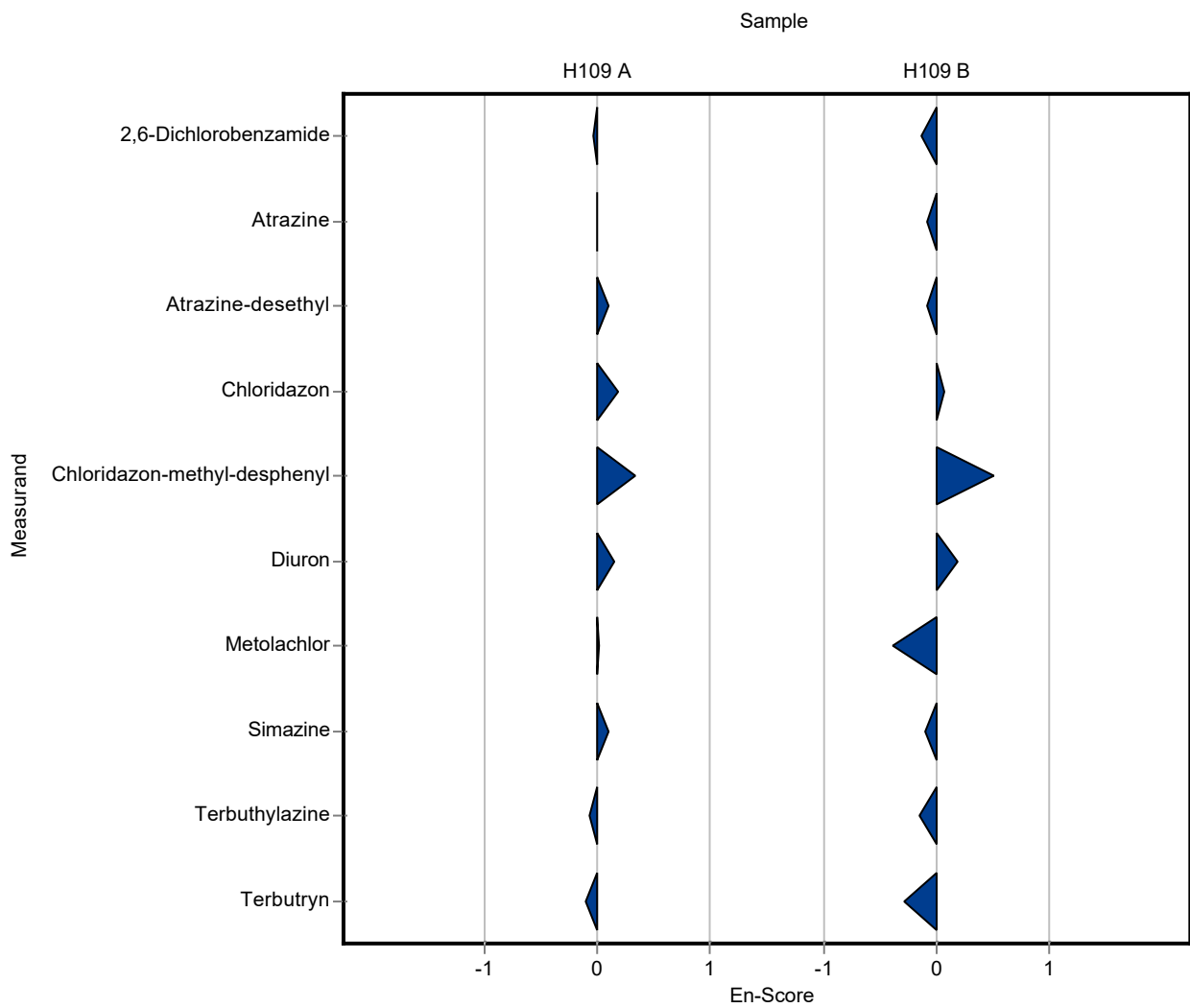
Parameter	Unit	Assigned value ± U (k=2)	Result ± U	Criterion	Recovery [%]	En-Score
2,6-Dichlorobenzamide	µg/l	1.04 ± 0.0504	1.017 ± 0.285	0.156	98	-0.04
Alachlor	µg/l	1.18 ± 0.0434	- ± -	0.141	-	-
Atrazine	µg/l	0.502 ± 0.0167	0.5 ± 0.155	0.0552	99.6	-0.01
Atrazine-desethyl	µg/l	1.31 ± 0.0533	1.403 ± 0.477	0.157	107	0.10
Atrazine-desethyl-desisopropyl	µg/l	1.28 ± 0.21	- ± -	0.293	-	-
Atrazine-desisopropyl	µg/l	1 ± 0.0449	- ± -	0.141	-	-
Bromacil	µg/l	0.637 ± 0.0196	- ± -	0.0892	-	-
Chloridazon	µg/l	0.547 ± 0.0215	0.617 ± 0.185	0.0712	113	0.19
Chloridazon-desphenyl	µg/l	0.278 ± 0.00853	- ± -	0.0305	-	-
Chloridazon-methyl-desphenyl	µg/l	0.123 ± 0.00511	0.163 ± 0.06	0.016	133	0.33
Clopyralid	µg/l	0.266 ± 0.038	- ± -	0.0904	-	-
Cyanazine	µg/l	0.316 ± 0.0129	- ± -	0.0442	-	-
Dimethenamide	µg/l	0.633 ± 0.0185	- ± -	0.0627	-	-
Diuron	µg/l	0.3 ± 0.0138	0.329 ± 0.099	0.0391	110	0.14
Metolachlor	µg/l	0.809 ± 0.0215	0.815 ± 0.228	0.121	101	0.01
N,N-Dimethylsulfamide (DMS)	µg/l	0.319 ± 0.0287	- ± -	0.0478	-	-
Nicosulfurone	µg/l	0.422 ± 0.0834	- ± -	0.156	-	-
Prometryn	µg/l	0.411 ± 0.0119	- ± -	0.0535	-	-
Propazine	µg/l	0.49 ± 0.0145	- ± -	0.0636	-	-
Sebuthylazine	µg/l	0.865 ± 0.0278	- ± -	0.0804	-	-
Simazine	µg/l	0.225 ± 0.00929	0.24 ± 0.072	0.0247	107	0.11
Terbuthylazine	µg/l	0.202 ± 0.00656	0.195 ± 0.057	0.0222	96.5	-0.06
Terbuthylazine-desethyl	µg/l	0.839 ± 0.038	- ± -	0.0923	-	-
Terbutryn	µg/l	1.09 ± 0.0266	1.032 ± 0.268	0.109	94.9	-0.10

Sample: H109B

Parameter	Unit	Assigned value ± U (k=2)	Result ± U	Criterion	Recovery [%]	En-Score
2,6-Dichlorobenzamide	µg/l	0.42 ± 0.023	0.39 ± 0.109	0.063	92.9	-0.14
Alachlor	µg/l	0.561 ± 0.015	- ± -	0.0673	-	-

Parameter	Unit	Assigned value ± U (k=2)	Result ± U	Criterion	Recovery [%]	En-Score
Atrazine	µg/l	0.943 ± 0.0251	0.896 ± 0.278	0.104	95	-0.08
Atrazine-desethyl	µg/l	0.332 ± 0.0122	0.314 ± 0.107	0.0398	94.7	-0.08
Atrazine-desethyl-desisopropyl	µg/l	0.355 ± 0.0626	- ± -	0.0888	-	-
Atrazine-desisopropyl	µg/l	0.485 ± 0.0152	- ± -	0.0679	-	-
Bromacil	µg/l	0.524 ± 0.0207	- ± -	0.0734	-	-
Chloridazon	µg/l	0.808 ± 0.0288	0.846 ± 0.254	0.105	105	0.07
Chloridazon-desphenyl	µg/l	0.378 ± 0.00679	- ± -	0.0416	-	-
Chloridazon-methyl-desphenyl	µg/l	0.0237* ± 0.00262	0.038 ± 0.014	-	-	-
Clopyralid	µg/l	0.4 ± 0.0493	- ± -	0.136	-	-
Cyanazine	µg/l	0.545 ± 0.0223	- ± -	0.0763	-	-
Dimethenamide	µg/l	0.933 ± 0.0354	- ± -	0.0924	-	-
Diuron	µg/l	0.541 ± 0.0313	0.612 ± 0.184	0.0703	113	0.19
Metolachlor	µg/l	0.296 ± 0.00727	0.244 ± 0.068	0.0444	82.3	-0.38
N,N-Dimethylsulfamide (DMS)	µg/l	0.514 ± 0.0272	- ± -	0.0771	-	-
Nicosulfurone	µg/l	0.177* ± 0.0155	- ± -	-	-	-
Prometryn	µg/l	0.707 ± 0.0368	- ± -	0.0919	-	-
Propazine	µg/l	0.957 ± 0.0289	- ± -	0.124	-	-
Sebuthylazine	µg/l	0.269 ± 0.00748	- ± -	0.025	-	-
Simazine	µg/l	0.215 ± 0.00823	0.203 ± 0.061	0.0236	94.6	-0.10
Terbuthylazine	µg/l	0.354 ± 0.0123	0.327 ± 0.095	0.039	92.3	-0.14
Terbuthylazine-desethyl	µg/l	0.248 ± 0.00902	- ± -	0.0273	-	-
Terbutryn	µg/l	1.23 ± 0.0554	1.072 ± 0.279	0.123	87.4	-0.28

*no evaluation possible, for details please see the respective report



Sample: H109A

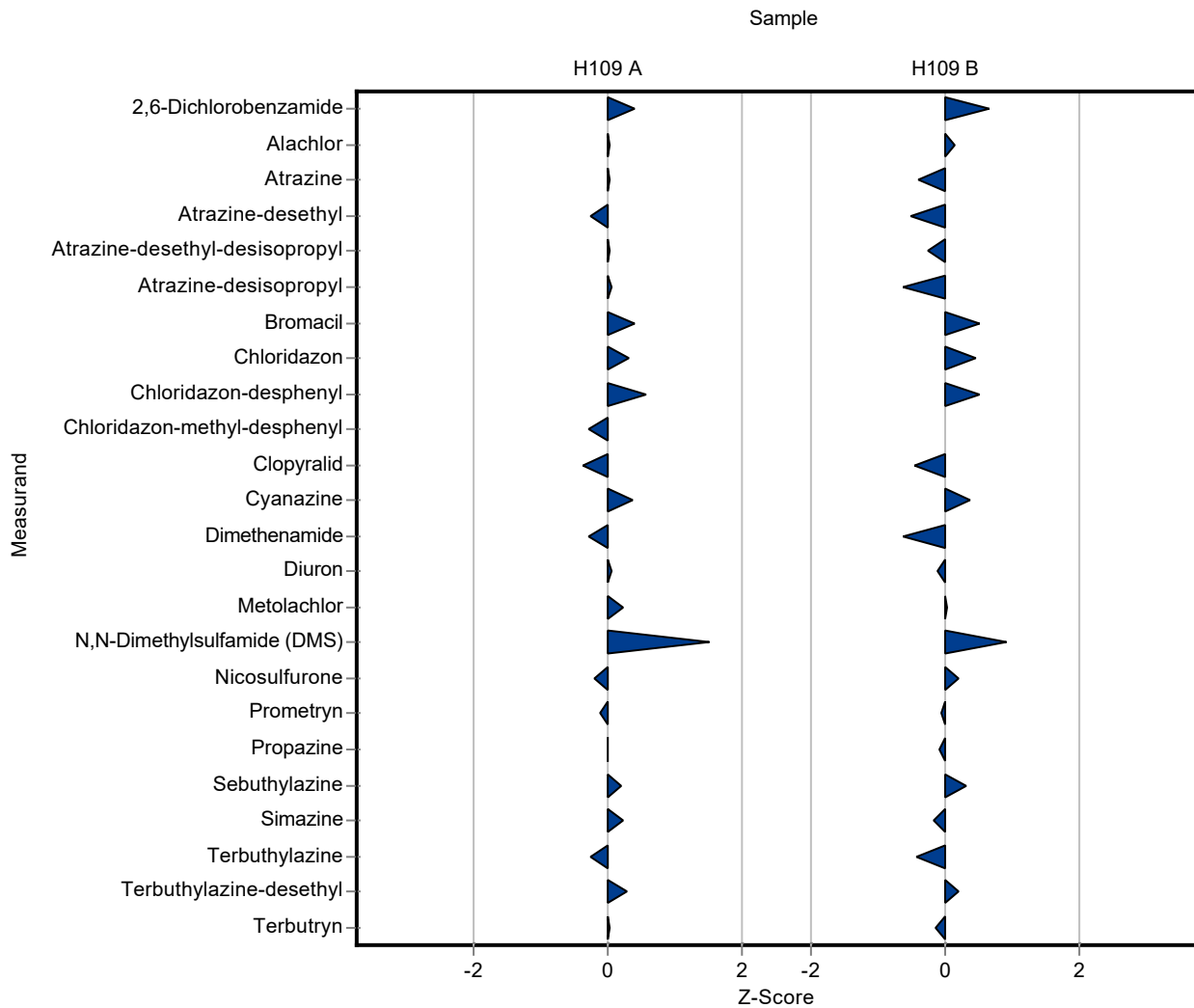
Parameter	Unit	Assigned value ± U (k=2)	Result ± U	Criterion	Recovery [%]	z-Score
2,6-Dichlorobenzamide	µg/l	1.04 ± 0.0504	1.1 ± 0.1	0.156	106	0.40
Alachlor	µg/l	1.18 ± 0.0434	1.18 ± 0.19	0.141	100	0.03
Atrazine	µg/l	0.502 ± 0.0167	0.502 ± 0.102	0.0552	100	0.00
Atrazine-desethyl	µg/l	1.31 ± 0.0533	1.27 ± 0.39	0.157	96.9	-0.26
Atrazine-desethyl-desisopropyl	µg/l	1.28 ± 0.21	1.28 ± 0.16	0.293	100	0.02
Atrazine-desisopropyl	µg/l	1 ± 0.0449	1.01 ± 0.203	0.141	101	0.04
Bromacil	µg/l	0.637 ± 0.0196	0.672 ± 0.143	0.0892	105	0.39
Chloridazon	µg/l	0.547 ± 0.0215	0.569 ± 0.139	0.0712	104	0.30
Chloridazon-desphenyl	µg/l	0.278 ± 0.00853	0.295 ± 0.032	0.0305	106	0.57
Chloridazon-methyl-desphenyl	µg/l	0.123 ± 0.00511	0.118 ± 0.012	0.016	96	-0.31
Clopyralid	µg/l	0.266 ± 0.038	0.23 ± 0.04	0.0904	86.5	-0.40
Cyanazine	µg/l	0.316 ± 0.0129	0.332 ± 0.038	0.0442	105	0.37
Dimethenamide	µg/l	0.633 ± 0.0185	0.614 ± 0.061	0.0627	97	-0.30
Diuron	µg/l	0.3 ± 0.0138	0.302 ± 0.05	0.0391	101	0.04
Metolachlor	µg/l	0.809 ± 0.0215	0.834 ± 0.136	0.121	103	0.20
N,N-Dimethylsulfamide (DMS)	µg/l	0.319 ± 0.0287	0.39 ± 0.103	0.0478	122	1.49
Nicosulfurone	µg/l	0.422 ± 0.0834	0.391 ± 0.06	0.156	92.7	-0.20
Prometryn	µg/l	0.411 ± 0.0119	0.405 ± 0.08	0.0535	98.4	-0.12
Propazine	µg/l	0.49 ± 0.0145	0.488 ± 0.049	0.0636	99.7	-0.03
Sebuthylazine	µg/l	0.865 ± 0.0278	0.88 ± 0.061	0.0804	102	0.19
Simazine	µg/l	0.225 ± 0.00929	0.23 ± 0.062	0.0247	102	0.21
Terbuthylazine	µg/l	0.202 ± 0.00656	0.196 ± 0.026	0.0222	97	-0.28
Terbuthylazine-desethyl	µg/l	0.839 ± 0.038	0.865 ± 0.18	0.0923	103	0.28
Terbutryn	µg/l	1.09 ± 0.0266	1.09 ± 0.208	0.109	100	0.02

Sample: H109B

Parameter	Unit	Assigned value ± U (k=2)	Result ± U	Criterion	Recovery [%]	z-Score
2,6-Dichlorobenzamide	µg/l	0.42 ± 0.023	0.463 ± 0.042	0.063	110	0.68
Alachlor	µg/l	0.561 ± 0.015	0.571 ± 0.09	0.0673	102	0.15

Parameter	Unit	Assigned value ± U (k=2)	Result ± U	Criterion	Recovery [%]	z-Score
Atrazine	µg/l	0.943 ± 0.0251	0.904 ± 0.184	0.104	95.9	-0.38
Atrazine-desethyl	µg/l	0.332 ± 0.0122	0.312 ± 0.097	0.0398	94.1	-0.49
Atrazine-desethyl-desisopropyl	µg/l	0.355 ± 0.0626	0.333 ± 0.042	0.0888	93.7	-0.25
Atrazine-desisopropyl	µg/l	0.485 ± 0.0152	0.443 ± 0.089	0.0679	91.3	-0.62
Bromacil	µg/l	0.524 ± 0.0207	0.562 ± 0.12	0.0734	107	0.52
Chloridazon	µg/l	0.808 ± 0.0288	0.856 ± 0.21	0.105	106	0.46
Chloridazon-desphenyl	µg/l	0.378 ± 0.00679	0.4 ± 0.044	0.0416	106	0.52
Chloridazon-methyl-desphenyl	µg/l	0.0237* ± 0.00262	<0.025 (LOQ) ± -	-	-	-
Clopyralid	µg/l	0.4 ± 0.0493	0.339 ± 0.058	0.136	84.8	-0.45
Cyanazine	µg/l	0.545 ± 0.0223	0.574 ± 0.066	0.0763	105	0.38
Dimethenamide	µg/l	0.933 ± 0.0354	0.876 ± 0.086	0.0924	93.9	-0.62
Diuron	µg/l	0.541 ± 0.0313	0.533 ± 0.089	0.0703	98.5	-0.12
Metolachlor	µg/l	0.296 ± 0.00727	0.298 ± 0.048	0.0444	101	0.04
N,N-Dimethylsulfamide (DMS)	µg/l	0.514 ± 0.0272	0.584 ± 0.154	0.0771	114	0.91
Nicosulfurone	µg/l	0.177* ± 0.0155	0.19 ± 0.029	-	-	-
Prometryn	µg/l	0.707 ± 0.0368	0.703 ± 0.139	0.0919	99.4	-0.04
Propazine	µg/l	0.957 ± 0.0289	0.948 ± 0.096	0.124	99	-0.07
Sebuthylazine	µg/l	0.269 ± 0.00748	0.277 ± 0.019	0.025	103	0.32
Simazine	µg/l	0.215 ± 0.00823	0.211 ± 0.057	0.0236	98.3	-0.15
Terbuthylazine	µg/l	0.354 ± 0.0123	0.338 ± 0.044	0.039	95.4	-0.41
Terbuthylazine-desethyl	µg/l	0.248 ± 0.00902	0.254 ± 0.053	0.0273	102	0.22
Terbutryn	µg/l	1.23 ± 0.0554	1.212 ± 0.232	0.123	98.8	-0.12

*no evaluation possible, for details please see the respective report



Sample: H109A

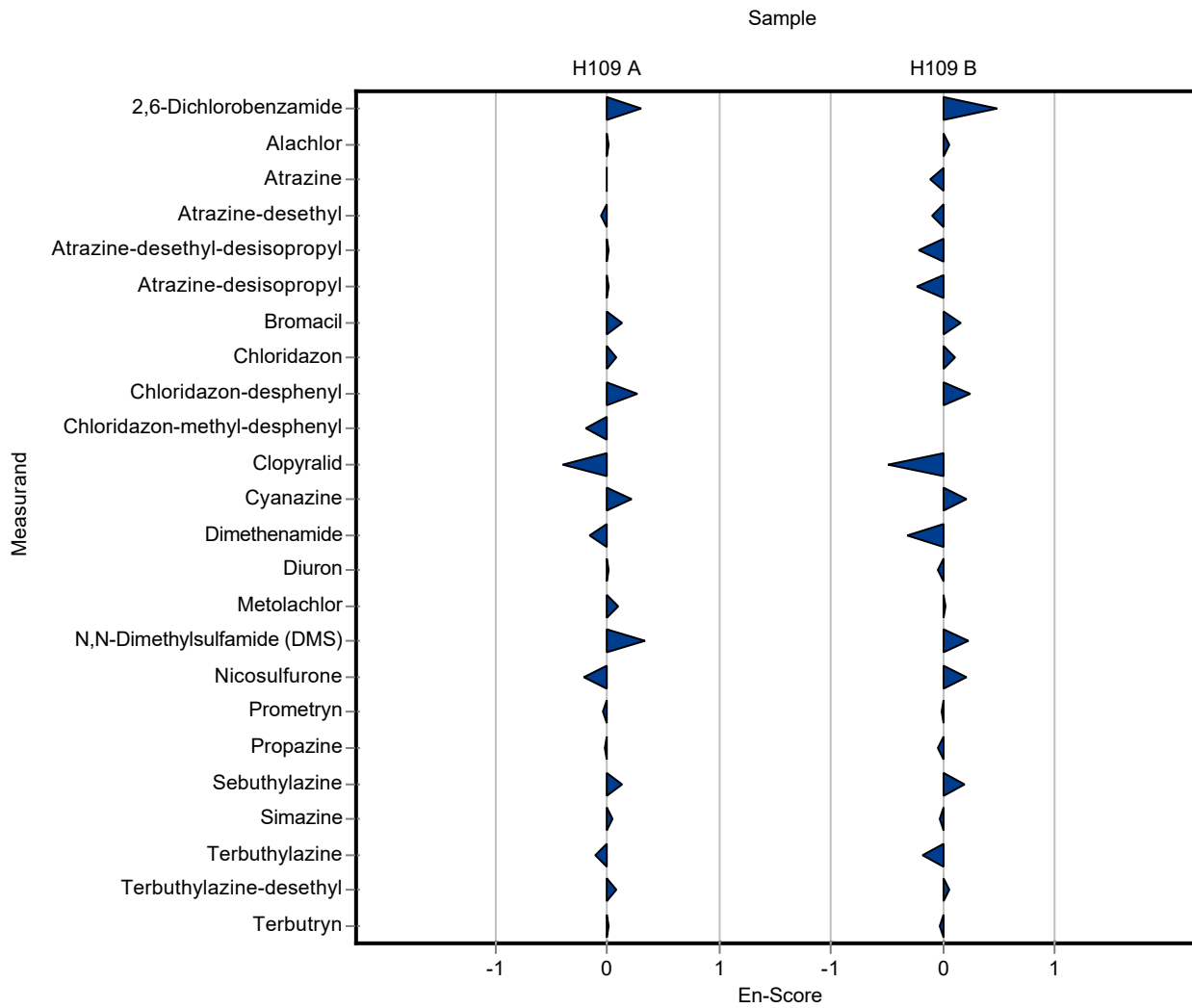
Parameter	Unit	Assigned value ± U (k=2)	Result ± U	Criterion	Recovery [%]	En-Score
2,6-Dichlorobenzamide	µg/l	1.04 ± 0.0504	1.1 ± 0.1	0.156	106	0.30
Alachlor	µg/l	1.18 ± 0.0434	1.18 ± 0.19	0.141	100	0.01
Atrazine	µg/l	0.502 ± 0.0167	0.502 ± 0.102	0.0552	100	0.00
Atrazine-desethyl	µg/l	1.31 ± 0.0533	1.27 ± 0.39	0.157	96.9	-0.05
Atrazine-desethyl-desisopropyl	µg/l	1.28 ± 0.21	1.28 ± 0.16	0.293	100	0.01
Atrazine-desisopropyl	µg/l	1 ± 0.0449	1.01 ± 0.203	0.141	101	0.01
Bromacil	µg/l	0.637 ± 0.0196	0.672 ± 0.143	0.0892	105	0.12
Chloridazon	µg/l	0.547 ± 0.0215	0.569 ± 0.139	0.0712	104	0.08
Chloridazon-desphenyl	µg/l	0.278 ± 0.00853	0.295 ± 0.032	0.0305	106	0.27
Chloridazon-methyl-desphenyl	µg/l	0.123 ± 0.00511	0.118 ± 0.012	0.016	96	-0.20
Clopyralid	µg/l	0.266 ± 0.038	0.23 ± 0.04	0.0904	86.5	-0.41
Cyanazine	µg/l	0.316 ± 0.0129	0.332 ± 0.038	0.0442	105	0.21
Dimethenamide	µg/l	0.633 ± 0.0185	0.614 ± 0.061	0.0627	97	-0.15
Diuron	µg/l	0.3 ± 0.0138	0.302 ± 0.05	0.0391	101	0.02
Metolachlor	µg/l	0.809 ± 0.0215	0.834 ± 0.136	0.121	103	0.09
N,N-Dimethylsulfamide (DMS)	µg/l	0.319 ± 0.0287	0.39 ± 0.103	0.0478	122	0.34
Nicosulfurone	µg/l	0.422 ± 0.0834	0.391 ± 0.06	0.156	92.7	-0.21
Prometryn	µg/l	0.411 ± 0.0119	0.405 ± 0.08	0.0535	98.4	-0.04
Propazine	µg/l	0.49 ± 0.0145	0.488 ± 0.049	0.0636	99.7	-0.02
Sebuthylazine	µg/l	0.865 ± 0.0278	0.88 ± 0.061	0.0804	102	0.12
Simazine	µg/l	0.225 ± 0.00929	0.23 ± 0.062	0.0247	102	0.04
Terbuthylazine	µg/l	0.202 ± 0.00656	0.196 ± 0.026	0.0222	97	-0.12
Terbuthylazine-desethyl	µg/l	0.839 ± 0.038	0.865 ± 0.18	0.0923	103	0.07
Terbutryn	µg/l	1.09 ± 0.0266	1.09 ± 0.208	0.109	100	0.01

Sample: H109B

Parameter	Unit	Assigned value ± U (k=2)	Result ± U	Criterion	Recovery [%]	En-Score
2,6-Dichlorobenzamide	µg/l	0.42 ± 0.023	0.463 ± 0.042	0.063	110	0.49
Alachlor	µg/l	0.561 ± 0.015	0.571 ± 0.09	0.0673	102	0.06

Parameter	Unit	Assigned value ± U (k=2)	Result ± U	Criterion	Recovery [%]	En-Score
Atrazine	µg/l	0.943 ± 0.0251	0.904 ± 0.184	0.104	95.9	-0.10
Atrazine-desethyl	µg/l	0.332 ± 0.0122	0.312 ± 0.097	0.0398	94.1	-0.10
Atrazine-desethyl-desisopropyl	µg/l	0.355 ± 0.0626	0.333 ± 0.042	0.0888	93.7	-0.21
Atrazine-desisopropyl	µg/l	0.485 ± 0.0152	0.443 ± 0.089	0.0679	91.3	-0.24
Bromacil	µg/l	0.524 ± 0.0207	0.562 ± 0.12	0.0734	107	0.16
Chloridazon	µg/l	0.808 ± 0.0288	0.856 ± 0.21	0.105	106	0.11
Chloridazon-desphenyl	µg/l	0.378 ± 0.00679	0.4 ± 0.044	0.0416	106	0.24
Chloridazon-methyl-desphenyl	µg/l	0.0237* ± 0.00262	<0.025 (LOQ) ± -	-	-	-
Clopyralid	µg/l	0.4 ± 0.0493	0.339 ± 0.058	0.136	84.8	-0.48
Cyanazine	µg/l	0.545 ± 0.0223	0.574 ± 0.066	0.0763	105	0.22
Dimethenamide	µg/l	0.933 ± 0.0354	0.876 ± 0.086	0.0924	93.9	-0.33
Diuron	µg/l	0.541 ± 0.0313	0.533 ± 0.089	0.0703	98.5	-0.04
Metolachlor	µg/l	0.296 ± 0.00727	0.298 ± 0.048	0.0444	101	0.02
N,N-Dimethylsulfamide (DMS)	µg/l	0.514 ± 0.0272	0.584 ± 0.154	0.0771	114	0.23
Nicosulfurone	µg/l	0.177* ± 0.0155	0.19 ± 0.029	-	-	-
Prometryn	µg/l	0.707 ± 0.0368	0.703 ± 0.139	0.0919	99.4	-0.01
Propazine	µg/l	0.957 ± 0.0289	0.948 ± 0.096	0.124	99	-0.05
Sebuthylazine	µg/l	0.269 ± 0.00748	0.277 ± 0.019	0.025	103	0.20
Simazine	µg/l	0.215 ± 0.00823	0.211 ± 0.057	0.0236	98.3	-0.03
Terbuthylazine	µg/l	0.354 ± 0.0123	0.338 ± 0.044	0.039	95.4	-0.18
Terbuthylazine-desethyl	µg/l	0.248 ± 0.00902	0.254 ± 0.053	0.0273	102	0.06
Terbutryn	µg/l	1.23 ± 0.0554	1.212 ± 0.232	0.123	98.8	-0.03

*no evaluation possible, for details please see the respective report



Sample: H109A

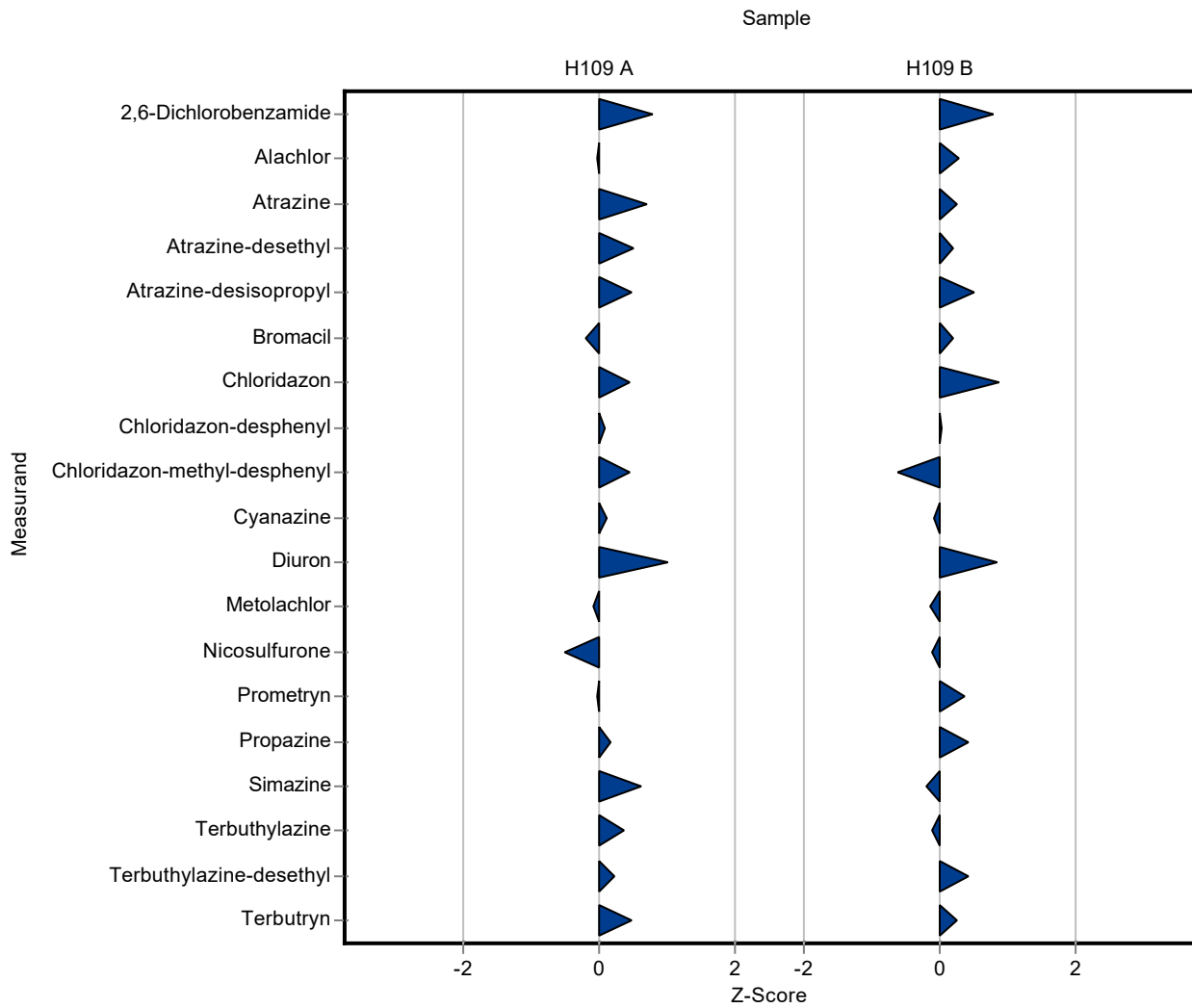
Parameter	Unit	Assigned value ± U (k=2)	Result ± U	Criterion	Recovery [%]	z-Score
2,6-Dichlorobenzamide	µg/l	1.04 ± 0.0504	1.16 ± 0.21	0.156	112	0.79
Alachlor	µg/l	1.18 ± 0.0434	1.17 ± 0.21	0.141	99.5	-0.04
Atrazine	µg/l	0.502 ± 0.0167	0.54 ± 0.098	0.0552	108	0.69
Atrazine-desethyl	µg/l	1.31 ± 0.0533	1.39 ± 0.249	0.157	106	0.51
Atrazine-desethyl-desisopropyl	µg/l	1.28 ± 0.21	- ± -	0.293	-	-
Atrazine-desisopropyl	µg/l	1 ± 0.0449	1.07 ± 0.193	0.141	106	0.46
Bromacil	µg/l	0.637 ± 0.0196	0.62 ± 0.111	0.0892	97.3	-0.19
Chloridazon	µg/l	0.547 ± 0.0215	0.58 ± 0.104	0.0712	106	0.46
Chloridazon-desphenyl	µg/l	0.278 ± 0.00853	0.28 ± 0.05	0.0305	101	0.08
Chloridazon-methyl-desphenyl	µg/l	0.123 ± 0.00511	0.13 ± 0.023	0.016	106	0.44
Clopyralid	µg/l	0.266 ± 0.038	- ± -	0.0904	-	-
Cyanazine	µg/l	0.316 ± 0.0129	0.32 ± 0.058	0.0442	101	0.10
Dimethenamide	µg/l	0.633 ± 0.0185	- ± -	0.0627	-	-
Diuron	µg/l	0.3 ± 0.0138	0.34 ± 0.061	0.0391	113	1.01
Metolachlor	µg/l	0.809 ± 0.0215	0.8 ± 0.145	0.121	98.8	-0.08
N,N-Dimethylsulfamide (DMS)	µg/l	0.319 ± 0.0287	- ± -	0.0478	-	-
Nicosulfurone	µg/l	0.422 ± 0.0834	0.34 ± 0.061	0.156	80.6	-0.53
Prometryn	µg/l	0.411 ± 0.0119	0.41 ± 0.074	0.0535	99.7	-0.03
Propazine	µg/l	0.49 ± 0.0145	0.5 ± 0.09	0.0636	102	0.16
Sebuthylazine	µg/l	0.865 ± 0.0278	- ± -	0.0804	-	-
Simazine	µg/l	0.225 ± 0.00929	0.24 ± 0.043	0.0247	107	0.62
Terbuthylazine	µg/l	0.202 ± 0.00656	0.21 ± 0.039	0.0222	104	0.35
Terbuthylazine-desethyl	µg/l	0.839 ± 0.038	0.86 ± 0.155	0.0923	103	0.23
Terbutryn	µg/l	1.09 ± 0.0266	1.14 ± 0.205	0.109	105	0.48

Sample: H109B

Parameter	Unit	Assigned value ± U (k=2)	Result ± U	Criterion	Recovery [%]	z-Score
2,6-Dichlorobenzamide	µg/l	0.42 ± 0.023	0.47 ± 0.084	0.063	112	0.79
Alachlor	µg/l	0.561 ± 0.015	0.58 ± 0.104	0.0673	103	0.28

Parameter	Unit	Assigned value ± U (k=2)	Result ± U	Criterion	Recovery [%]	z-Score
Atrazine	µg/l	0.943 ± 0.0251	0.97 ± 0.175	0.104	103	0.26
Atrazine-desethyl	µg/l	0.332 ± 0.0122	0.34 ± 0.061	0.0398	103	0.21
Atrazine-desethyl-desisopropyl	µg/l	0.355 ± 0.0626	- ± -	0.0888	-	-
Atrazine-desisopropyl	µg/l	0.485 ± 0.0152	0.52 ± 0.093	0.0679	107	0.51
Bromacil	µg/l	0.524 ± 0.0207	0.54 ± 0.098	0.0734	103	0.22
Chloridazon	µg/l	0.808 ± 0.0288	0.9 ± 0.161	0.105	111	0.88
Chloridazon-desphenyl	µg/l	0.378 ± 0.00679	0.38 ± 0.069	0.0416	100	0.04
Chloridazon-methyl-desphenyl	µg/l	0.0237* ± 0.00262	0.02 ± 0.004	-	-	-
Clopyralid	µg/l	0.4 ± 0.0493	- ± -	0.136	-	-
Cyanazine	µg/l	0.545 ± 0.0223	0.54 ± 0.098	0.0763	99.1	-0.06
Dimethenamide	µg/l	0.933 ± 0.0354	- ± -	0.0924	-	-
Diuron	µg/l	0.541 ± 0.0313	0.6 ± 0.108	0.0703	111	0.84
Metolachlor	µg/l	0.296 ± 0.00727	0.29 ± 0.053	0.0444	97.9	-0.14
N,N-Dimethylsulfamide (DMS)	µg/l	0.514 ± 0.0272	- ± -	0.0771	-	-
Nicosulfurone	µg/l	0.177* ± 0.0155	0.17 ± 0.03	-	-	-
Prometryn	µg/l	0.707 ± 0.0368	0.74 ± 0.133	0.0919	105	0.36
Propazine	µg/l	0.957 ± 0.0289	1.01 ± 0.182	0.124	106	0.42
Sebuthylazine	µg/l	0.269 ± 0.00748	- ± -	0.025	-	-
Simazine	µg/l	0.215 ± 0.00823	0.21 ± 0.037	0.0236	97.8	-0.20
Terbuthylazine	µg/l	0.354 ± 0.0123	0.35 ± 0.064	0.039	98.8	-0.11
Terbuthylazine-desethyl	µg/l	0.248 ± 0.00902	0.26 ± 0.047	0.0273	105	0.44
Terbutryn	µg/l	1.23 ± 0.0554	1.26 ± 0.227	0.123	103	0.27

*no evaluation possible, for details please see the respective report



Sample: H109A

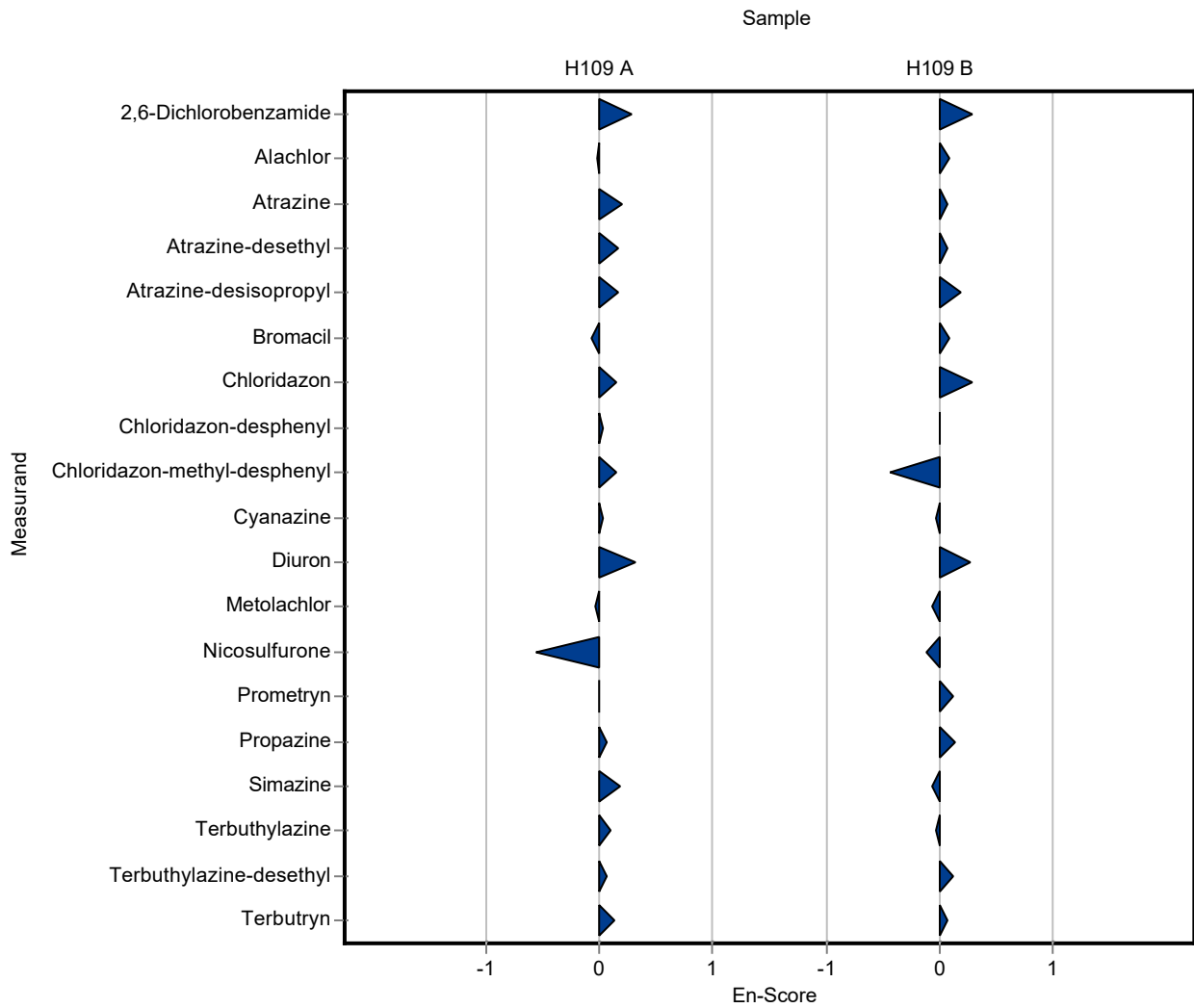
Parameter	Unit	Assigned value ± U (k=2)	Result ± U	Criterion	Recovery [%]	En-Score
2,6-Dichlorobenzamide	µg/l	1.04 ± 0.0504	1.16 ± 0.21	0.156	112	0.29
Alachlor	µg/l	1.18 ± 0.0434	1.17 ± 0.21	0.141	99.5	-0.01
Atrazine	µg/l	0.502 ± 0.0167	0.54 ± 0.098	0.0552	108	0.19
Atrazine-desethyl	µg/l	1.31 ± 0.0533	1.39 ± 0.249	0.157	106	0.16
Atrazine-desethyl-desisopropyl	µg/l	1.28 ± 0.21	- ± -	0.293	-	-
Atrazine-desisopropyl	µg/l	1 ± 0.0449	1.07 ± 0.193	0.141	106	0.17
Bromacil	µg/l	0.637 ± 0.0196	0.62 ± 0.111	0.0892	97.3	-0.08
Chloridazon	µg/l	0.547 ± 0.0215	0.58 ± 0.104	0.0712	106	0.16
Chloridazon-desphenyl	µg/l	0.278 ± 0.00853	0.28 ± 0.05	0.0305	101	0.02
Chloridazon-methyl-desphenyl	µg/l	0.123 ± 0.00511	0.13 ± 0.023	0.016	106	0.15
Clopyralid	µg/l	0.266 ± 0.038	- ± -	0.0904	-	-
Cyanazine	µg/l	0.316 ± 0.0129	0.32 ± 0.058	0.0442	101	0.04
Dimethenamide	µg/l	0.633 ± 0.0185	- ± -	0.0627	-	-
Diuron	µg/l	0.3 ± 0.0138	0.34 ± 0.061	0.0391	113	0.32
Metolachlor	µg/l	0.809 ± 0.0215	0.8 ± 0.145	0.121	98.8	-0.03
N,N-Dimethylsulfamide (DMS)	µg/l	0.319 ± 0.0287	- ± -	0.0478	-	-
Nicosulfurone	µg/l	0.422 ± 0.0834	0.34 ± 0.061	0.156	80.6	-0.56
Prometryn	µg/l	0.411 ± 0.0119	0.41 ± 0.074	0.0535	99.7	-0.01
Propazine	µg/l	0.49 ± 0.0145	0.5 ± 0.09	0.0636	102	0.06
Sebuthylazine	µg/l	0.865 ± 0.0278	- ± -	0.0804	-	-
Simazine	µg/l	0.225 ± 0.00929	0.24 ± 0.043	0.0247	107	0.18
Terbuthylazine	µg/l	0.202 ± 0.00656	0.21 ± 0.039	0.0222	104	0.10
Terbuthylazine-desethyl	µg/l	0.839 ± 0.038	0.86 ± 0.155	0.0923	103	0.07
Terbutryn	µg/l	1.09 ± 0.0266	1.14 ± 0.205	0.109	105	0.13

Sample: H109B

Parameter	Unit	Assigned value ± U (k=2)	Result ± U	Criterion	Recovery [%]	En-Score
2,6-Dichlorobenzamide	µg/l	0.42 ± 0.023	0.47 ± 0.084	0.063	112	0.29
Alachlor	µg/l	0.561 ± 0.015	0.58 ± 0.104	0.0673	103	0.09

Parameter	Unit	Assigned value ± U (k=2)	Result ± U	Criterion Recovery [%]	En-Score
Atrazine	µg/l	0.943 ± 0.0251	0.97 ± 0.175	0.104	103
Atrazine-desethyl	µg/l	0.332 ± 0.0122	0.34 ± 0.061	0.0398	103
Atrazine-desethyl-desisopropyl	µg/l	0.355 ± 0.0626	- ± -	0.0888	-
Atrazine-desisopropyl	µg/l	0.485 ± 0.0152	0.52 ± 0.093	0.0679	107
Bromacil	µg/l	0.524 ± 0.0207	0.54 ± 0.098	0.0734	103
Chloridazon	µg/l	0.808 ± 0.0288	0.9 ± 0.161	0.105	111
Chloridazon-desphenyl	µg/l	0.378 ± 0.00679	0.38 ± 0.069	0.0416	100
Chloridazon-methyl-desphenyl	µg/l	0.0237* ± 0.00262	0.02 ± 0.004	-	-
Clopyralid	µg/l	0.4 ± 0.0493	- ± -	0.136	-
Cyanazine	µg/l	0.545 ± 0.0223	0.54 ± 0.098	0.0763	99.1
Dimethenamide	µg/l	0.933 ± 0.0354	- ± -	0.0924	-
Diuron	µg/l	0.541 ± 0.0313	0.6 ± 0.108	0.0703	111
Metolachlor	µg/l	0.296 ± 0.00727	0.29 ± 0.053	0.0444	97.9
N,N-Dimethylsulfamide (DMS)	µg/l	0.514 ± 0.0272	- ± -	0.0771	-
Nicosulfurone	µg/l	0.177* ± 0.0155	0.17 ± 0.03	-	-
Prometryn	µg/l	0.707 ± 0.0368	0.74 ± 0.133	0.0919	105
Propazine	µg/l	0.957 ± 0.0289	1.01 ± 0.182	0.124	106
Sebuthylazine	µg/l	0.269 ± 0.00748	- ± -	0.025	-
Simazine	µg/l	0.215 ± 0.00823	0.21 ± 0.037	0.0236	97.8
Terbuthylazine	µg/l	0.354 ± 0.0123	0.35 ± 0.064	0.039	98.8
Terbuthylazine-desethyl	µg/l	0.248 ± 0.00902	0.26 ± 0.047	0.0273	105
Terbutryn	µg/l	1.23 ± 0.0554	1.26 ± 0.227	0.123	103

*no evaluation possible, for details please see the respective report



Sample: H109A

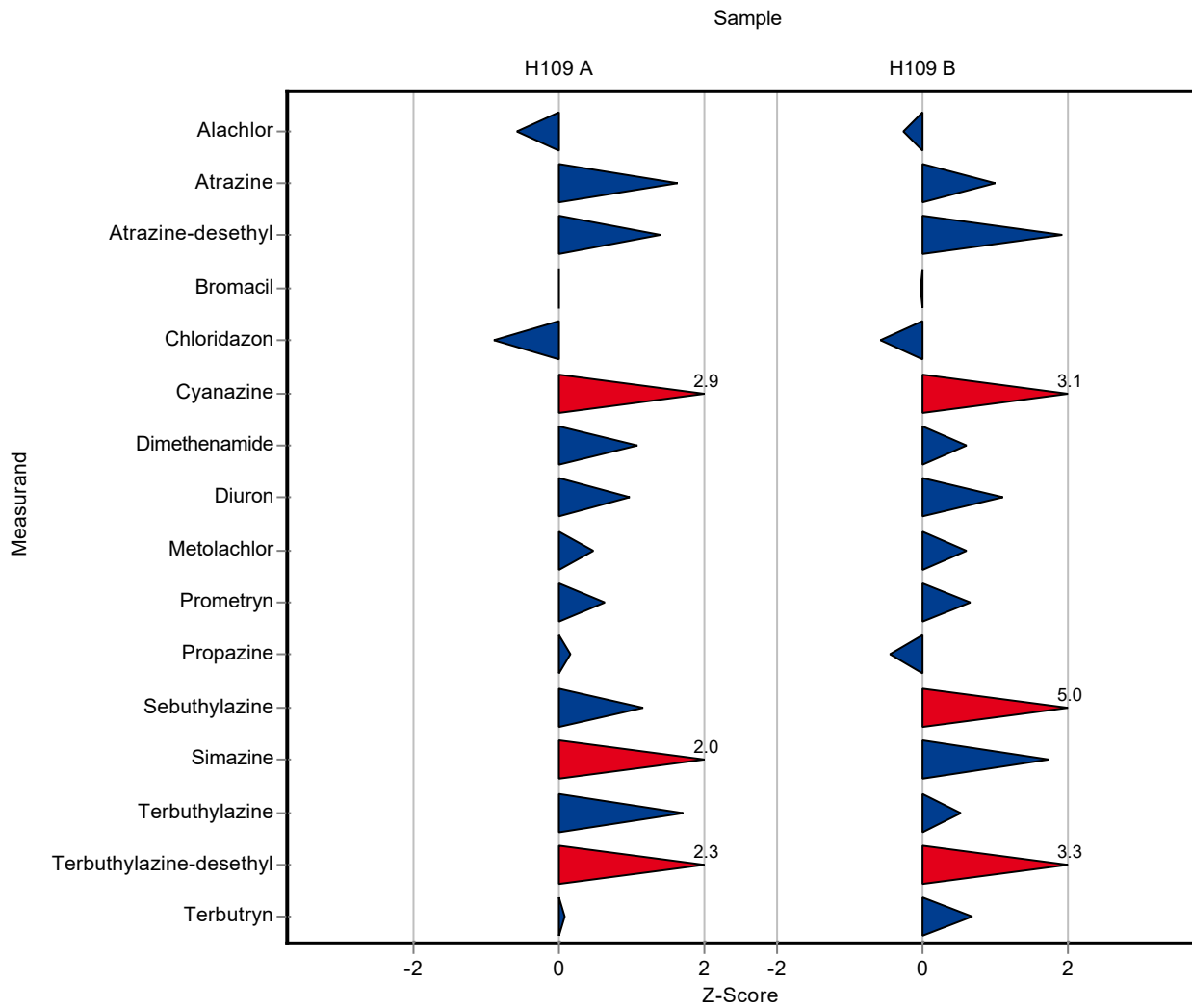
Parameter	Unit	Assigned value ± U (k=2)	Result ± U	Criterion	Recovery [%]	z-Score
2,6-Dichlorobenzamide	µg/l	1.04 ± 0.0504	- ± -	0.156	-	-
Alachlor	µg/l	1.18 ± 0.0434	1.093 ± 0.328	0.141	93	-0.59
Atrazine	µg/l	0.502 ± 0.0167	0.592 ± 0.178	0.0552	118	1.63
Atrazine-desethyl	µg/l	1.31 ± 0.0533	1.53 ± 0.459	0.157	117	1.40
Atrazine-desethyl-desisopropyl	µg/l	1.28 ± 0.21	- ± -	0.293	-	-
Atrazine-desisopropyl	µg/l	1 ± 0.0449	- ± -	0.141	-	-
Bromacil	µg/l	0.637 ± 0.0196	0.636 ± 0.191	0.0892	99.8	-0.01
Chloridazon	µg/l	0.547 ± 0.0215	0.483 ± 0.145	0.0712	88.2	-0.91
Chloridazon-desphenyl	µg/l	0.278 ± 0.00853	- ± -	0.0305	-	-
Chloridazon-methyl-desphenyl	µg/l	0.123 ± 0.00511	- ± -	0.016	-	-
Clopyralid	µg/l	0.266 ± 0.038	- ± -	0.0904	-	-
Cyanazine	µg/l	0.316 ± 0.0129	0.443 ± 0.133	0.0442	140	2.88
Dimethenamide	µg/l	0.633 ± 0.0185	0.701 ± 0.21	0.0627	111	1.09
Diuron	µg/l	0.3 ± 0.0138	0.338 ± 0.101	0.0391	113	0.96
Metolachlor	µg/l	0.809 ± 0.0215	0.866 ± 0.26	0.121	107	0.47
N,N-Dimethylsulfamide (DMS)	µg/l	0.319 ± 0.0287	- ± -	0.0478	-	-
Nicosulfurone	µg/l	0.422 ± 0.0834	<0.1 (LOQ) ± -	0.156	-	-
Prometryn	µg/l	0.411 ± 0.0119	0.445 ± 0.134	0.0535	108	0.63
Propazine	µg/l	0.49 ± 0.0145	0.499 ± 0.15	0.0636	102	0.15
Sebuthylazine	µg/l	0.865 ± 0.0278	0.957 ± 0.287	0.0804	111	1.15
Simazine	µg/l	0.225 ± 0.00929	0.275 ± 0.083	0.0247	122	2.03
Terbuthylazine	µg/l	0.202 ± 0.00656	0.24 ± 0.072	0.0222	119	1.70
Terbuthylazine-desethyl	µg/l	0.839 ± 0.038	1.051 ± 0.315	0.0923	125	2.30
Terbutryn	µg/l	1.09 ± 0.0266	1.096 ± 0.329	0.109	101	0.08

Sample: H109B

Parameter	Unit	Assigned value ± U (k=2)	Result ± U	Criterion	Recovery [%]	z-Score
2,6-Dichlorobenzamide	µg/l	0.42 ± 0.023	- ± -	0.063	-	-
Alachlor	µg/l	0.561 ± 0.015	0.544 ± 0.163	0.0673	97	-0.25

Parameter	Unit	Assigned value ± U (k=2)	Result ± U	Criterion	Recovery [%]	z-Score
Atrazine	µg/l	0.943 ± 0.0251	1.048 ± 0.314	0.104	111	1.01
Atrazine-desethyl	µg/l	0.332 ± 0.0122	0.408 ± 0.122	0.0398	123	1.92
Atrazine-desethyl-desisopropyl	µg/l	0.355 ± 0.0626	- ± -	0.0888	-	-
Atrazine-desisopropyl	µg/l	0.485 ± 0.0152	- ± -	0.0679	-	-
Bromacil	µg/l	0.524 ± 0.0207	0.523 ± 0.157	0.0734	99.8	-0.02
Chloridazon	µg/l	0.808 ± 0.0288	0.748 ± 0.224	0.105	92.6	-0.57
Chloridazon-desphenyl	µg/l	0.378 ± 0.00679	- ± -	0.0416	-	-
Chloridazon-methyl-desphenyl	µg/l	0.0237* ± 0.00262	- ± -	-	-	-
Clopyralid	µg/l	0.4 ± 0.0493	- ± -	0.136	-	-
Cyanazine	µg/l	0.545 ± 0.0223	0.782 ± 0.235	0.0763	143	3.11
Dimethenamide	µg/l	0.933 ± 0.0354	0.989 ± 0.297	0.0924	106	0.60
Diuron	µg/l	0.541 ± 0.0313	0.62 ± 0.186	0.0703	115	1.12
Metolachlor	µg/l	0.296 ± 0.00727	0.323 ± 0.097	0.0444	109	0.60
N,N-Dimethylsulfamide (DMS)	µg/l	0.514 ± 0.0272	- ± -	0.0771	-	-
Nicosulfurone	µg/l	0.177* ± 0.0155	<0.1 (LOQ) ± -	-	-	-
Prometryn	µg/l	0.707 ± 0.0368	0.768 ± 0.23	0.0919	109	0.66
Propazine	µg/l	0.957 ± 0.0289	0.902 ± 0.271	0.124	94.2	-0.44
Sebuthylazine	µg/l	0.269 ± 0.00748	0.395 ± 0.119	0.025	147	5.03
Simazine	µg/l	0.215 ± 0.00823	0.256 ± 0.077	0.0236	119	1.75
Terbuthylazine	µg/l	0.354 ± 0.0123	0.375 ± 0.113	0.039	106	0.54
Terbuthylazine-desethyl	µg/l	0.248 ± 0.00902	0.337 ± 0.101	0.0273	136	3.26
Terbutryn	µg/l	1.23 ± 0.0554	1.311 ± 0.393	0.123	107	0.69

*no evaluation possible, for details please see the respective report



Sample: H109A

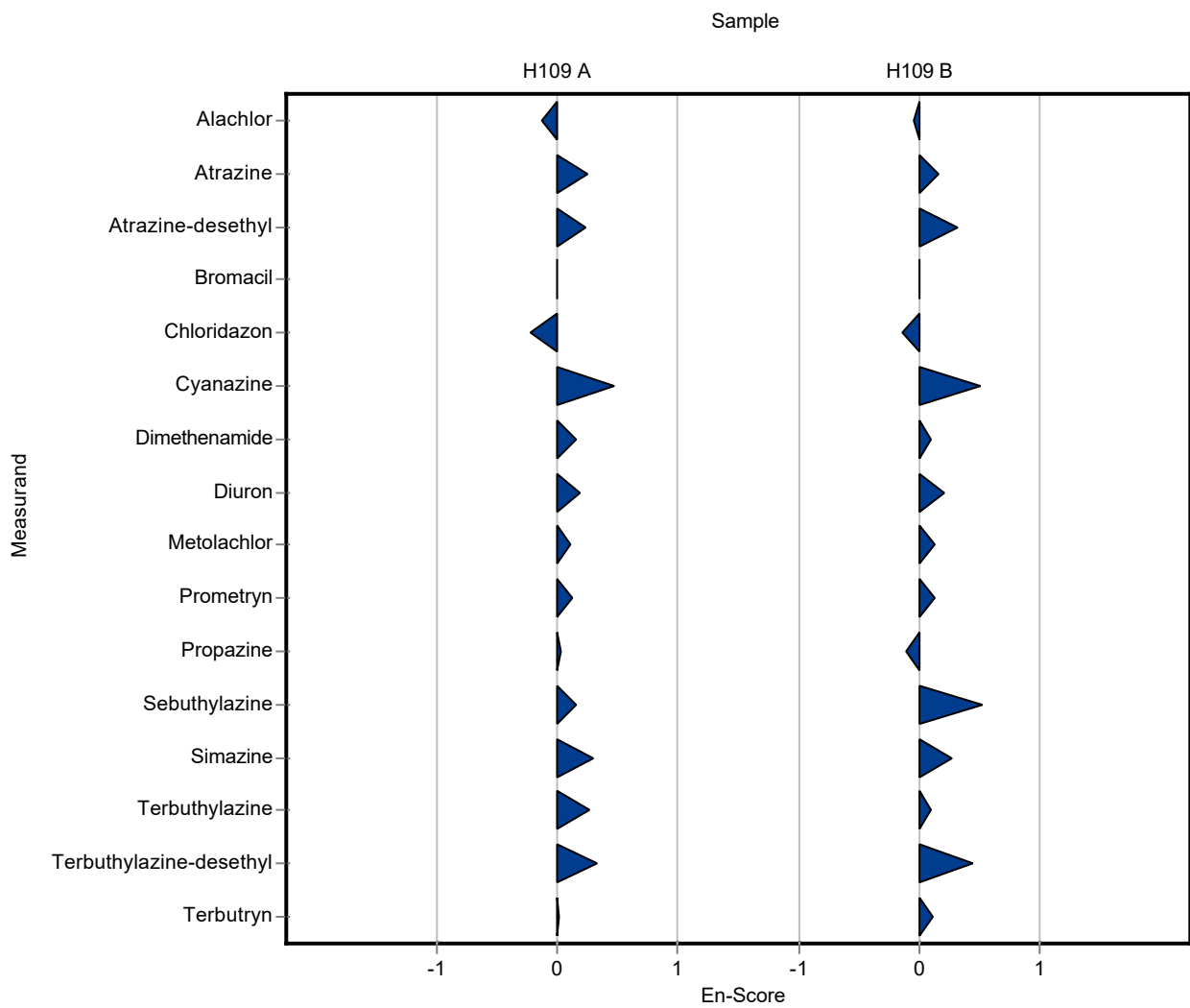
Parameter	Unit	Assigned value ± U (k=2)	Result ± U	Criterion	Recovery [%]	En-Score
2,6-Dichlorobenzamide	µg/l	1.04 ± 0.0504	- ± -	0.156	-	-
Alachlor	µg/l	1.18 ± 0.0434	1.093 ± 0.328	0.141	93	-0.13
Atrazine	µg/l	0.502 ± 0.0167	0.592 ± 0.178	0.0552	118	0.25
Atrazine-desethyl	µg/l	1.31 ± 0.0533	1.53 ± 0.459	0.157	117	0.24
Atrazine-desethyl-desisopropyl	µg/l	1.28 ± 0.21	- ± -	0.293	-	-
Atrazine-desisopropyl	µg/l	1 ± 0.0449	- ± -	0.141	-	-
Bromacil	µg/l	0.637 ± 0.0196	0.636 ± 0.191	0.0892	99.8	0.00
Chloridazon	µg/l	0.547 ± 0.0215	0.483 ± 0.145	0.0712	88.2	-0.22
Chloridazon-desphenyl	µg/l	0.278 ± 0.00853	- ± -	0.0305	-	-
Chloridazon-methyl-desphenyl	µg/l	0.123 ± 0.00511	- ± -	0.016	-	-
Clopyralid	µg/l	0.266 ± 0.038	- ± -	0.0904	-	-
Cyanazine	µg/l	0.316 ± 0.0129	0.443 ± 0.133	0.0442	140	0.48
Dimethenamide	µg/l	0.633 ± 0.0185	0.701 ± 0.21	0.0627	111	0.16
Diuron	µg/l	0.3 ± 0.0138	0.338 ± 0.101	0.0391	113	0.19
Metolachlor	µg/l	0.809 ± 0.0215	0.866 ± 0.26	0.121	107	0.11
N,N-Dimethylsulfamide (DMS)	µg/l	0.319 ± 0.0287	- ± -	0.0478	-	-
Nicosulfurone	µg/l	0.422 ± 0.0834	<0.1 (LOQ) ± -	0.156	-	-
Prometryn	µg/l	0.411 ± 0.0119	0.445 ± 0.134	0.0535	108	0.13
Propazine	µg/l	0.49 ± 0.0145	0.499 ± 0.15	0.0636	102	0.03
Sebuthylazine	µg/l	0.865 ± 0.0278	0.957 ± 0.287	0.0804	111	0.16
Simazine	µg/l	0.225 ± 0.00929	0.275 ± 0.083	0.0247	122	0.30
Terbuthylazine	µg/l	0.202 ± 0.00656	0.24 ± 0.072	0.0222	119	0.26
Terbuthylazine-desethyl	µg/l	0.839 ± 0.038	1.051 ± 0.315	0.0923	125	0.34
Terbutryn	µg/l	1.09 ± 0.0266	1.096 ± 0.329	0.109	101	0.01

Sample: H109B

Parameter	Unit	Assigned value ± U (k=2)	Result ± U	Criterion	Recovery [%]	En-Score
2,6-Dichlorobenzamide	µg/l	0.42 ± 0.023	- ± -	0.063	-	-
Alachlor	µg/l	0.561 ± 0.015	0.544 ± 0.163	0.0673	97	-0.05

Parameter	Unit	Assigned value ± U (k=2)	Result ± U	Criterion Recovery [%]	En-Score
Atrazine	µg/l	0.943 ± 0.0251	1.048 ± 0.314	0.104	111
Atrazine-desethyl	µg/l	0.332 ± 0.0122	0.408 ± 0.122	0.0398	123
Atrazine-desethyl-desisopropyl	µg/l	0.355 ± 0.0626	- ± -	0.0888	-
Atrazine-desisopropyl	µg/l	0.485 ± 0.0152	- ± -	0.0679	-
Bromacil	µg/l	0.524 ± 0.0207	0.523 ± 0.157	0.0734	99.8
Chloridazon	µg/l	0.808 ± 0.0288	0.748 ± 0.224	0.105	92.6
Chloridazon-desphenyl	µg/l	0.378 ± 0.00679	- ± -	0.0416	-
Chloridazon-methyl-desphenyl	µg/l	0.0237* ± 0.00262	- ± -	-	-
Clopyralid	µg/l	0.4 ± 0.0493	- ± -	0.136	-
Cyanazine	µg/l	0.545 ± 0.0223	0.782 ± 0.235	0.0763	143
Dimethenamide	µg/l	0.933 ± 0.0354	0.989 ± 0.297	0.0924	106
Diuron	µg/l	0.541 ± 0.0313	0.62 ± 0.186	0.0703	115
Metolachlor	µg/l	0.296 ± 0.00727	0.323 ± 0.097	0.0444	109
N,N-Dimethylsulfamide (DMS)	µg/l	0.514 ± 0.0272	- ± -	0.0771	-
Nicosulfurone	µg/l	0.177* ± 0.0155	<0.1 (LOQ) ± -	-	-
Prometryn	µg/l	0.707 ± 0.0368	0.768 ± 0.23	0.0919	109
Propazine	µg/l	0.957 ± 0.0289	0.902 ± 0.271	0.124	94.2
Sebuthylazine	µg/l	0.269 ± 0.00748	0.395 ± 0.119	0.025	147
Simazine	µg/l	0.215 ± 0.00823	0.256 ± 0.077	0.0236	119
Terbuthylazine	µg/l	0.354 ± 0.0123	0.375 ± 0.113	0.039	106
Terbuthylazine-desethyl	µg/l	0.248 ± 0.00902	0.337 ± 0.101	0.0273	136
Terbutryn	µg/l	1.23 ± 0.0554	1.311 ± 0.393	0.123	107

*no evaluation possible, for details please see the respective report



Sample: H109A

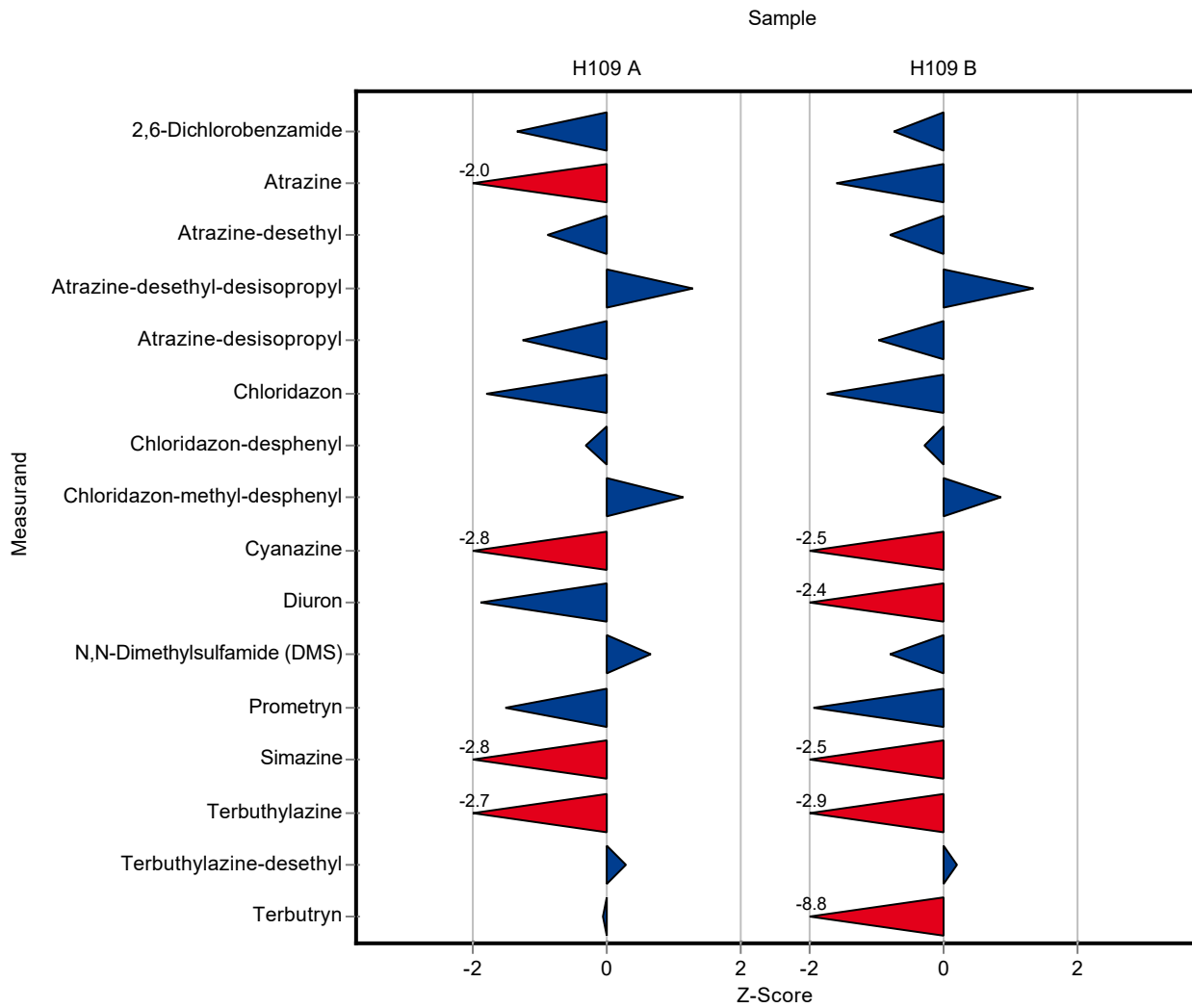
Parameter	Unit	Assigned value ± U (k=2)	Result ± U	Criterion	Recovery [%]	z-Score
2,6-Dichlorobenzamide	µg/l	1.04 ± 0.0504	0.828 ± 0.05	0.156	79.8	-1.35
Alachlor	µg/l	1.18 ± 0.0434	- ± -	0.141	-	-
Atrazine	µg/l	0.502 ± 0.0167	0.39 ± 0.05	0.0552	77.7	-2.03
Atrazine-desethyl	µg/l	1.31 ± 0.0533	1.17 ± 0.05	0.157	89.3	-0.89
Atrazine-desethyl-desisopropyl	µg/l	1.28 ± 0.21	1.65 ± 0.05	0.293	129	1.28
Atrazine-desisopropyl	µg/l	1 ± 0.0449	0.825 ± 0.05	0.141	82.1	-1.28
Bromacil	µg/l	0.637 ± 0.0196	- ± -	0.0892	-	-
Chloridazon	µg/l	0.547 ± 0.0215	0.419 ± 0.05	0.0712	76.5	-1.81
Chloridazon-desphenyl	µg/l	0.278 ± 0.00853	0.268 ± 0.05	0.0305	96.5	-0.32
Chloridazon-methyl-desphenyl	µg/l	0.123 ± 0.00511	0.141 ± 0.05	0.016	115	1.13
Clopyralid	µg/l	0.266 ± 0.038	- ± -	0.0904	-	-
Cyanazine	µg/l	0.316 ± 0.0129	0.193 ± 0.05	0.0442	61.2	-2.77
Dimethenamide	µg/l	0.633 ± 0.0185	- ± -	0.0627	-	-
Diuron	µg/l	0.3 ± 0.0138	0.226 ± 0.05	0.0391	75.2	-1.91
Metolachlor	µg/l	0.809 ± 0.0215	- ± -	0.121	-	-
N,N-Dimethylsulfamide (DMS)	µg/l	0.319 ± 0.0287	0.349 ± 0.05	0.0478	109	0.63
Nicosulfurone	µg/l	0.422 ± 0.0834	- ± -	0.156	-	-
Prometryn	µg/l	0.411 ± 0.0119	0.33 ± 0.05	0.0535	80.2	-1.52
Propazine	µg/l	0.49 ± 0.0145	- ± -	0.0636	-	-
Sebuthylazine	µg/l	0.865 ± 0.0278	- ± -	0.0804	-	-
Simazine	µg/l	0.225 ± 0.00929	0.1543 ± 0.05	0.0247	68.7	-2.85
Terbuthylazine	µg/l	0.202 ± 0.00656	0.143 ± 0.05	0.0222	70.7	-2.66
Terbuthylazine-desethyl	µg/l	0.839 ± 0.038	0.864 ± 0.05	0.0923	103	0.27
Terbutryn	µg/l	1.09 ± 0.0266	1.08 ± 0.05	0.109	99.3	-0.07

Sample: H109B

Parameter	Unit	Assigned value ± U (k=2)	Result ± U	Criterion	Recovery [%]	z-Score
2,6-Dichlorobenzamide	µg/l	0.42 ± 0.023	0.3733 ± 0.05	0.063	88.9	-0.74
Alachlor	µg/l	0.561 ± 0.015	- ± -	0.0673	-	-

Parameter	Unit	Assigned value ± U (k=2)	Result ± U	Criterion	Recovery [%]	z-Score
Atrazine	µg/l	0.943 ± 0.0251	0.779 ± 0.05	0.104	82.6	-1.58
Atrazine-desethyl	µg/l	0.332 ± 0.0122	0.3 ± 0.05	0.0398	90.5	-0.79
Atrazine-desethyl-desisopropyl	µg/l	0.355 ± 0.0626	0.475 ± 0.05	0.0888	134	1.35
Atrazine-desisopropyl	µg/l	0.485 ± 0.0152	0.421 ± 0.05	0.0679	86.7	-0.95
Bromacil	µg/l	0.524 ± 0.0207	- ± -	0.0734	-	-
Chloridazon	µg/l	0.808 ± 0.0288	0.626 ± 0.05	0.105	77.5	-1.73
Chloridazon-desphenyl	µg/l	0.378 ± 0.00679	0.367 ± 0.05	0.0416	97	-0.28
Chloridazon-methyl-desphenyl	µg/l	0.0237* ± 0.00262	0.029 ± 0.05	-	-	-
Clopyralid	µg/l	0.4 ± 0.0493	- ± -	0.136	-	-
Cyanazine	µg/l	0.545 ± 0.0223	0.356 ± 0.05	0.0763	65.3	-2.48
Dimethenamide	µg/l	0.933 ± 0.0354	- ± -	0.0924	-	-
Diuron	µg/l	0.541 ± 0.0313	0.375 ± 0.05	0.0703	69.3	-2.36
Metolachlor	µg/l	0.296 ± 0.00727	- ± -	0.0444	-	-
N,N-Dimethylsulfamide (DMS)	µg/l	0.514 ± 0.0272	0.4531 ± 0.05	0.0771	88.2	-0.79
Nicosulfurone	µg/l	0.177* ± 0.0155	- ± -	-	-	-
Prometryn	µg/l	0.707 ± 0.0368	0.53 ± 0.05	0.0919	75	-1.93
Propazine	µg/l	0.957 ± 0.0289	- ± -	0.124	-	-
Sebuthylazine	µg/l	0.269 ± 0.00748	- ± -	0.025	-	-
Simazine	µg/l	0.215 ± 0.00823	0.155 ± 0.05	0.0236	72.2	-2.53
Terbuthylazine	µg/l	0.354 ± 0.0123	0.243 ± 0.05	0.039	68.6	-2.85
Terbuthylazine-desethyl	µg/l	0.248 ± 0.00902	0.254 ± 0.05	0.0273	102	0.22
Terbutryn	µg/l	1.23 ± 0.0554	0.15 ± 0.05	0.123	12.2	-8.78

*no evaluation possible, for details please see the respective report



Sample: H109A

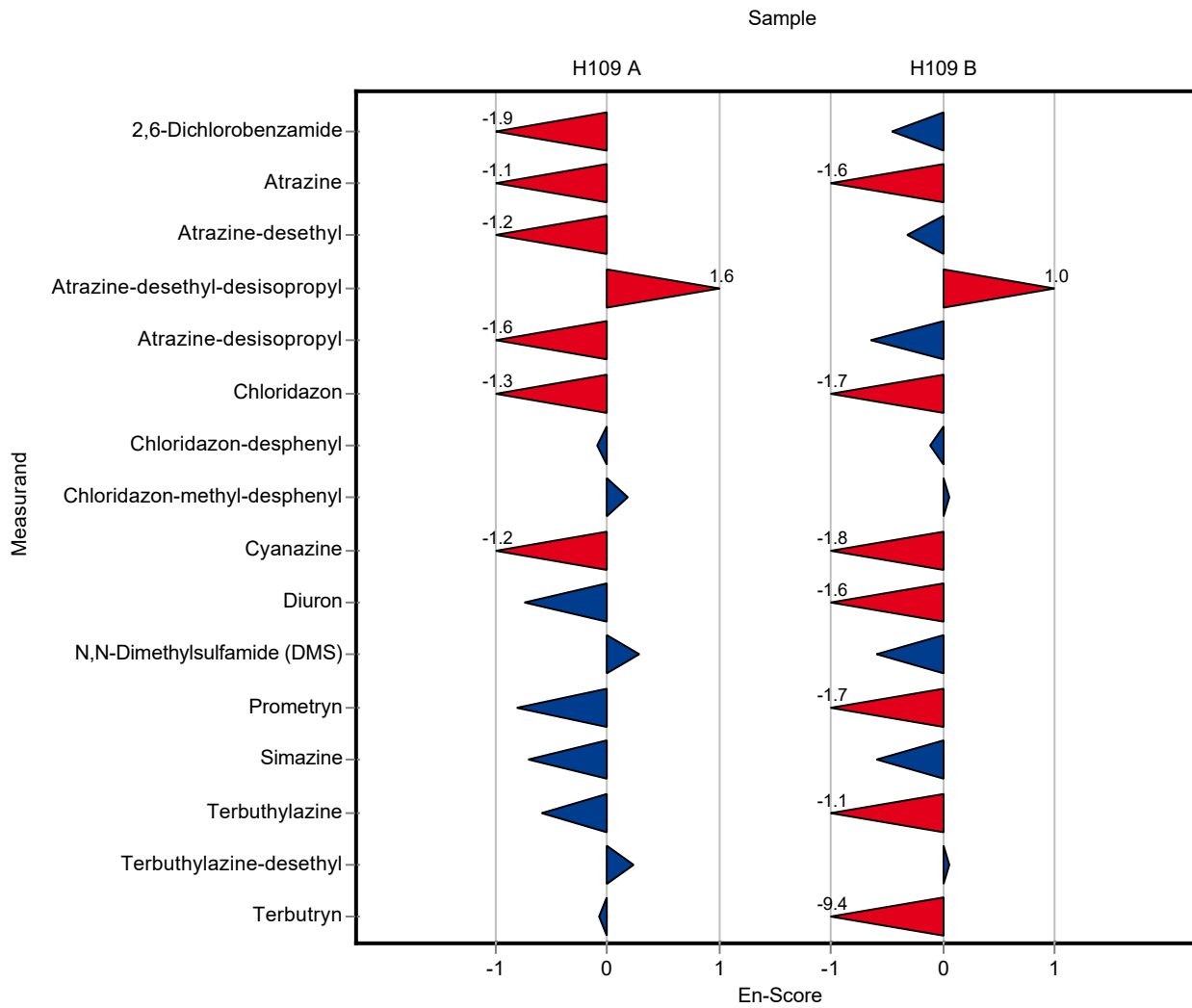
Parameter	Unit	Assigned value ± U (k=2)	Result ± U	Criterion	Recovery [%]	En-Score
2,6-Dichlorobenzamide	µg/l	1.04 ± 0.0504	0.828 ± 0.05	0.156	79.8	-1.87
Alachlor	µg/l	1.18 ± 0.0434	- ± -	0.141	-	-
Atrazine	µg/l	0.502 ± 0.0167	0.39 ± 0.05	0.0552	77.7	-1.10
Atrazine-desethyl	µg/l	1.31 ± 0.0533	1.17 ± 0.05	0.157	89.3	-1.24
Atrazine-desethyl-desisopropyl	µg/l	1.28 ± 0.21	1.65 ± 0.05	0.293	129	1.61
Atrazine-desisopropyl	µg/l	1 ± 0.0449	0.825 ± 0.05	0.141	82.1	-1.64
Bromacil	µg/l	0.637 ± 0.0196	- ± -	0.0892	-	-
Chloridazon	µg/l	0.547 ± 0.0215	0.419 ± 0.05	0.0712	76.5	-1.26
Chloridazon-desphenyl	µg/l	0.278 ± 0.00853	0.268 ± 0.05	0.0305	96.5	-0.10
Chloridazon-methyl-desphenyl	µg/l	0.123 ± 0.00511	0.141 ± 0.05	0.016	115	0.18
Clopyralid	µg/l	0.266 ± 0.038	- ± -	0.0904	-	-
Cyanazine	µg/l	0.316 ± 0.0129	0.193 ± 0.05	0.0442	61.2	-1.22
Dimethenamide	µg/l	0.633 ± 0.0185	- ± -	0.0627	-	-
Diuron	µg/l	0.3 ± 0.0138	0.226 ± 0.05	0.0391	75.2	-0.74
Metolachlor	µg/l	0.809 ± 0.0215	- ± -	0.121	-	-
N,N-Dimethylsulfamide (DMS)	µg/l	0.319 ± 0.0287	0.349 ± 0.05	0.0478	109	0.29
Nicosulfurone	µg/l	0.422 ± 0.0834	- ± -	0.156	-	-
Prometryn	µg/l	0.411 ± 0.0119	0.33 ± 0.05	0.0535	80.2	-0.81
Propazine	µg/l	0.49 ± 0.0145	- ± -	0.0636	-	-
Sebuthylazine	µg/l	0.865 ± 0.0278	- ± -	0.0804	-	-
Simazine	µg/l	0.225 ± 0.00929	0.1543 ± 0.05	0.0247	68.7	-0.70
Terbuthylazine	µg/l	0.202 ± 0.00656	0.143 ± 0.05	0.0222	70.7	-0.59
Terbuthylazine-desethyl	µg/l	0.839 ± 0.038	0.864 ± 0.05	0.0923	103	0.23
Terbutryn	µg/l	1.09 ± 0.0266	1.08 ± 0.05	0.109	99.3	-0.07

Sample: H109B

Parameter	Unit	Assigned value ± U (k=2)	Result ± U	Criterion	Recovery [%]	En-Score
2,6-Dichlorobenzamide	µg/l	0.42 ± 0.023	0.3733 ± 0.05	0.063	88.9	-0.46
Alachlor	µg/l	0.561 ± 0.015	- ± -	0.0673	-	-

Parameter	Unit	Assigned value ± U (k=2)	Result ± U	Criterion Recovery	En-Score	En-Score [%]
Atrazine	µg/l	0.943 ± 0.0251	0.779 ± 0.05	0.104	82.6	-1.59
Atrazine-desethyl	µg/l	0.332 ± 0.0122	0.3 ± 0.05	0.0398	90.5	-0.31
Atrazine-desethyl-desisopropyl	µg/l	0.355 ± 0.0626	0.475 ± 0.05	0.0888	134	1.01
Atrazine-desisopropyl	µg/l	0.485 ± 0.0152	0.421 ± 0.05	0.0679	86.7	-0.64
Bromacil	µg/l	0.524 ± 0.0207	- ± -	0.0734	-	-
Chloridazon	µg/l	0.808 ± 0.0288	0.626 ± 0.05	0.105	77.5	-1.75
Chloridazon-desphenyl	µg/l	0.378 ± 0.00679	0.367 ± 0.05	0.0416	97	-0.12
Chloridazon-methyl-desphenyl	µg/l	0.0237* ± 0.00262	0.029 ± 0.05	-	-	-
Clopyralid	µg/l	0.4 ± 0.0493	- ± -	0.136	-	-
Cyanazine	µg/l	0.545 ± 0.0223	0.356 ± 0.05	0.0763	65.3	-1.84
Dimethenamide	µg/l	0.933 ± 0.0354	- ± -	0.0924	-	-
Diuron	µg/l	0.541 ± 0.0313	0.375 ± 0.05	0.0703	69.3	-1.59
Metolachlor	µg/l	0.296 ± 0.00727	- ± -	0.0444	-	-
N,N-Dimethylsulfamide (DMS)	µg/l	0.514 ± 0.0272	0.4531 ± 0.05	0.0771	88.2	-0.59
Nicosulfurone	µg/l	0.177* ± 0.0155	- ± -	-	-	-
Prometryn	µg/l	0.707 ± 0.0368	0.53 ± 0.05	0.0919	75	-1.66
Propazine	µg/l	0.957 ± 0.0289	- ± -	0.124	-	-
Sebuthylazine	µg/l	0.269 ± 0.00748	- ± -	0.025	-	-
Simazine	µg/l	0.215 ± 0.00823	0.155 ± 0.05	0.0236	72.2	-0.59
Terbuthylazine	µg/l	0.354 ± 0.0123	0.243 ± 0.05	0.039	68.6	-1.10
Terbuthylazine-desethyl	µg/l	0.248 ± 0.00902	0.254 ± 0.05	0.0273	102	0.06
Terbutryn	µg/l	1.23 ± 0.0554	0.15 ± 0.05	0.123	12.2	-9.42

*no evaluation possible, for details please see the respective report



Sample: H109A

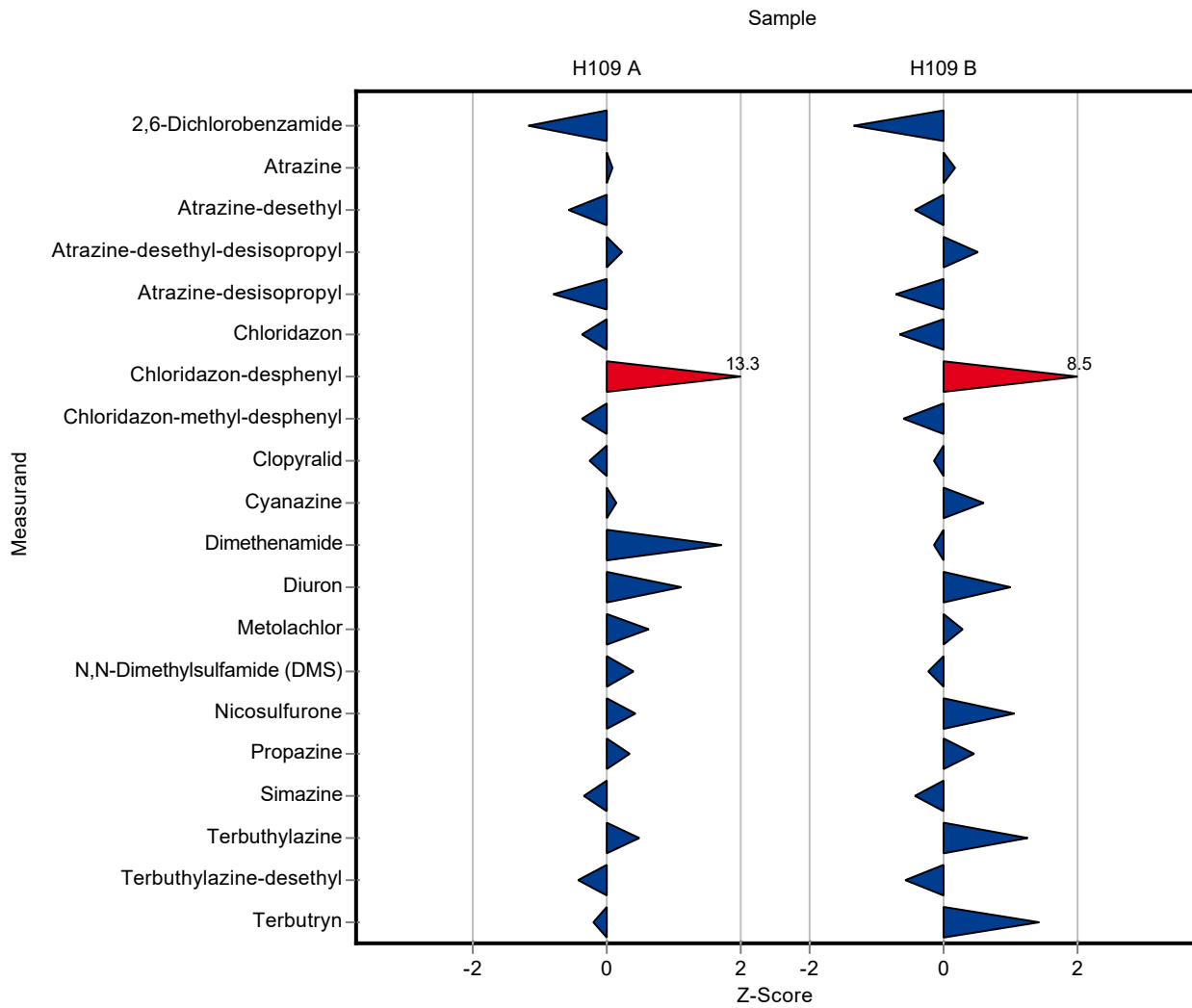
Parameter	Unit	Assigned value ± U (k=2)	Result ± U	Criterion	Recovery [%]	z-Score
2,6-Dichlorobenzamide	µg/l	1.04 ± 0.0504	0.856 ± 0.257	0.156	82.5	-1.17
Alachlor	µg/l	1.18 ± 0.0434	- ± -	0.141	-	-
Atrazine	µg/l	0.502 ± 0.0167	0.506 ± 0.152	0.0552	101	0.08
Atrazine-desethyl	µg/l	1.31 ± 0.0533	1.22 ± 0.366	0.157	93.1	-0.57
Atrazine-desethyl-desisopropyl	µg/l	1.28 ± 0.21	1.336 ± 0.401	0.293	105	0.21
Atrazine-desisopropyl	µg/l	1 ± 0.0449	0.89 ± 0.267	0.141	88.6	-0.82
Bromacil	µg/l	0.637 ± 0.0196	- ± -	0.0892	-	-
Chloridazon	µg/l	0.547 ± 0.0215	0.521 ± 0.156	0.0712	95.2	-0.37
Chloridazon-desphenyl	µg/l	0.278 ± 0.00853	0.685 ± 0.206	0.0305	247	13.30
Chloridazon-methyl-desphenyl	µg/l	0.123 ± 0.00511	0.117 ± 0.035	0.016	95.2	-0.37
Clopyralid	µg/l	0.266 ± 0.038	0.242 ± 0.072	0.0904	91	-0.26
Cyanazine	µg/l	0.316 ± 0.0129	0.321 ± 0.096	0.0442	102	0.12
Dimethenamide	µg/l	0.633 ± 0.0185	0.74 ± 0.222	0.0627	117	1.71
Diuron	µg/l	0.3 ± 0.0138	0.344 ± 0.103	0.0391	114	1.12
Metolachlor	µg/l	0.809 ± 0.0215	0.883 ± 0.265	0.121	109	0.61
N,N-Dimethylsulfamide (DMS)	µg/l	0.319 ± 0.0287	0.337 ± 0.101	0.0478	106	0.38
Nicosulfurone	µg/l	0.422 ± 0.0834	0.489 ± 0.147	0.156	116	0.43
Prometryn	µg/l	0.411 ± 0.0119	- ± -	0.0535	-	-
Propazine	µg/l	0.49 ± 0.0145	0.511 ± 0.153	0.0636	104	0.34
Sebuthylazine	µg/l	0.865 ± 0.0278	- ± -	0.0804	-	-
Simazine	µg/l	0.225 ± 0.00929	0.216 ± 0.065	0.0247	96.1	-0.35
Terbuthylazine	µg/l	0.202 ± 0.00656	0.213 ± 0.064	0.0222	105	0.49
Terbuthylazine-desethyl	µg/l	0.839 ± 0.038	0.798 ± 0.24	0.0923	95.1	-0.44
Terbutryn	µg/l	1.09 ± 0.0266	1.063 ± 0.319	0.109	97.8	-0.22

Sample: H109B

Parameter	Unit	Assigned value ± U (k=2)	Result ± U	Criterion	Recovery [%]	z-Score
2,6-Dichlorobenzamide	µg/l	0.42 ± 0.023	0.337 ± 0.101	0.063	80.2	-1.32
Alachlor	µg/l	0.561 ± 0.015	- ± -	0.0673	-	-

Parameter	Unit	Assigned value ± U (k=2)	Result ± U	Criterion	Recovery [%]	z-Score
Atrazine	µg/l	0.943 ± 0.0251	0.963 ± 0.289	0.104	102	0.19
Atrazine-desethyl	µg/l	0.332 ± 0.0122	0.315 ± 0.094	0.0398	95	-0.41
Atrazine-desethyl-desisopropyl	µg/l	0.355 ± 0.0626	0.401 ± 0.12	0.0888	113	0.51
Atrazine-desisopropyl	µg/l	0.485 ± 0.0152	0.437 ± 0.131	0.0679	90	-0.71
Bromacil	µg/l	0.524 ± 0.0207	- ± -	0.0734	-	-
Chloridazon	µg/l	0.808 ± 0.0288	0.74 ± 0.222	0.105	91.6	-0.65
Chloridazon-desphenyl	µg/l	0.378 ± 0.00679	0.731 ± 0.219	0.0416	193	8.47
Chloridazon-methyl-desphenyl	µg/l	0.0237* ± 0.00262	0.02 ± 0.006	-	-	-
Clopyralid	µg/l	0.4 ± 0.0493	0.383 ± 0.115	0.136	95.8	-0.12
Cyanazine	µg/l	0.545 ± 0.0223	0.591 ± 0.177	0.0763	108	0.60
Dimethenamide	µg/l	0.933 ± 0.0354	0.92 ± 0.276	0.0924	98.6	-0.14
Diuron	µg/l	0.541 ± 0.0313	0.613 ± 0.184	0.0703	113	1.02
Metolachlor	µg/l	0.296 ± 0.00727	0.309 ± 0.093	0.0444	104	0.28
N,N-Dimethylsulfamide (DMS)	µg/l	0.514 ± 0.0272	0.497 ± 0.149	0.0771	96.7	-0.22
Nicosulfurone	µg/l	0.177* ± 0.0155	0.247 ± 0.074	-	-	-
Prometryn	µg/l	0.707 ± 0.0368	- ± -	0.0919	-	-
Propazine	µg/l	0.957 ± 0.0289	1.017 ± 0.305	0.124	106	0.48
Sebuthylazine	µg/l	0.269 ± 0.00748	- ± -	0.025	-	-
Simazine	µg/l	0.215 ± 0.00823	0.205 ± 0.061	0.0236	95.5	-0.41
Terbuthylazine	µg/l	0.354 ± 0.0123	0.403 ± 0.121	0.039	114	1.25
Terbuthylazine-desethyl	µg/l	0.248 ± 0.00902	0.233 ± 0.07	0.0273	93.9	-0.55
Terbutryn	µg/l	1.23 ± 0.0554	1.402 ± 0.421	0.123	114	1.43

*no evaluation possible, for details please see the respective report



Sample: H109A

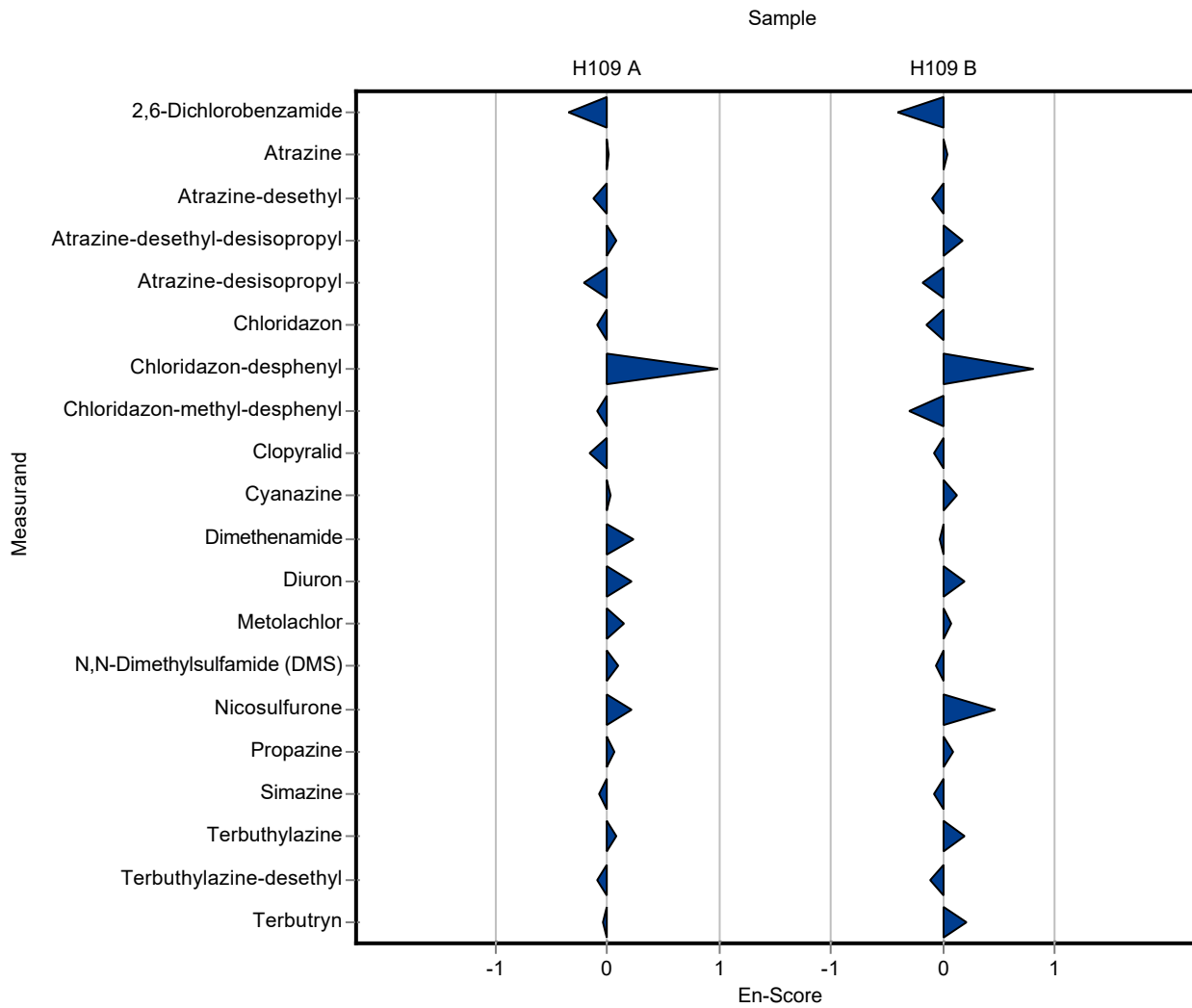
Parameter	Unit	Assigned value ± U (k=2)	Result ± U	Criterion	Recovery [%]	En-Score
2,6-Dichlorobenzamide	µg/l	1.04 ± 0.0504	0.856 ± 0.257	0.156	82.5	-0.35
Alachlor	µg/l	1.18 ± 0.0434	- ± -	0.141	-	-
Atrazine	µg/l	0.502 ± 0.0167	0.506 ± 0.152	0.0552	101	0.01
Atrazine-desethyl	µg/l	1.31 ± 0.0533	1.22 ± 0.366	0.157	93.1	-0.12
Atrazine-desethyl-desisopropyl	µg/l	1.28 ± 0.21	1.336 ± 0.401	0.293	105	0.07
Atrazine-desisopropyl	µg/l	1 ± 0.0449	0.89 ± 0.267	0.141	88.6	-0.21
Bromacil	µg/l	0.637 ± 0.0196	- ± -	0.0892	-	-
Chloridazon	µg/l	0.547 ± 0.0215	0.521 ± 0.156	0.0712	95.2	-0.08
Chloridazon-desphenyl	µg/l	0.278 ± 0.00853	0.685 ± 0.206	0.0305	247	0.99
Chloridazon-methyl-desphenyl	µg/l	0.123 ± 0.00511	0.117 ± 0.035	0.016	95.2	-0.08
Clopyralid	µg/l	0.266 ± 0.038	0.242 ± 0.072	0.0904	91	-0.16
Cyanazine	µg/l	0.316 ± 0.0129	0.321 ± 0.096	0.0442	102	0.03
Dimethenamide	µg/l	0.633 ± 0.0185	0.74 ± 0.222	0.0627	117	0.24
Diuron	µg/l	0.3 ± 0.0138	0.344 ± 0.103	0.0391	114	0.21
Metolachlor	µg/l	0.809 ± 0.0215	0.883 ± 0.265	0.121	109	0.14
N,N-Dimethylsulfamide (DMS)	µg/l	0.319 ± 0.0287	0.337 ± 0.101	0.0478	106	0.09
Nicosulfurone	µg/l	0.422 ± 0.0834	0.489 ± 0.147	0.156	116	0.22
Prometryn	µg/l	0.411 ± 0.0119	- ± -	0.0535	-	-
Propazine	µg/l	0.49 ± 0.0145	0.511 ± 0.153	0.0636	104	0.07
Sebuthylazine	µg/l	0.865 ± 0.0278	- ± -	0.0804	-	-
Simazine	µg/l	0.225 ± 0.00929	0.216 ± 0.065	0.0247	96.1	-0.07
Terbuthylazine	µg/l	0.202 ± 0.00656	0.213 ± 0.064	0.0222	105	0.08
Terbuthylazine-desethyl	µg/l	0.839 ± 0.038	0.798 ± 0.24	0.0923	95.1	-0.08
Terbutryn	µg/l	1.09 ± 0.0266	1.063 ± 0.319	0.109	97.8	-0.04

Sample: H109B

Parameter	Unit	Assigned value ± U (k=2)	Result ± U	Criterion	Recovery [%]	En-Score
2,6-Dichlorobenzamide	µg/l	0.42 ± 0.023	0.337 ± 0.101	0.063	80.2	-0.41
Alachlor	µg/l	0.561 ± 0.015	- ± -	0.0673	-	-

Parameter	Unit	Assigned value ± U (k=2)	Result ± U	Criterion Recovery [%]	En-Score	
Atrazine	µg/l	0.943 ± 0.0251	0.963 ± 0.289	0.104	102	0.03
Atrazine-desethyl	µg/l	0.332 ± 0.0122	0.315 ± 0.094	0.0398	95	-0.09
Atrazine-desethyl-desisopropyl	µg/l	0.355 ± 0.0626	0.401 ± 0.12	0.0888	113	0.18
Atrazine-desisopropyl	µg/l	0.485 ± 0.0152	0.437 ± 0.131	0.0679	90	-0.18
Bromacil	µg/l	0.524 ± 0.0207	- ± -	0.0734	-	-
Chloridazon	µg/l	0.808 ± 0.0288	0.74 ± 0.222	0.105	91.6	-0.15
Chloridazon-desphenyl	µg/l	0.378 ± 0.00679	0.731 ± 0.219	0.0416	193	0.81
Chloridazon-methyl-desphenyl	µg/l	0.0237* ± 0.00262	0.02 ± 0.006	-	-	-
Clopyralid	µg/l	0.4 ± 0.0493	0.383 ± 0.115	0.136	95.8	-0.07
Cyanazine	µg/l	0.545 ± 0.0223	0.591 ± 0.177	0.0763	108	0.13
Dimethenamide	µg/l	0.933 ± 0.0354	0.92 ± 0.276	0.0924	98.6	-0.02
Diuron	µg/l	0.541 ± 0.0313	0.613 ± 0.184	0.0703	113	0.20
Metolachlor	µg/l	0.296 ± 0.00727	0.309 ± 0.093	0.0444	104	0.07
N,N-Dimethylsulfamide (DMS)	µg/l	0.514 ± 0.0272	0.497 ± 0.149	0.0771	96.7	-0.06
Nicosulfurone	µg/l	0.177* ± 0.0155	0.247 ± 0.074	-	-	-
Prometryn	µg/l	0.707 ± 0.0368	- ± -	0.0919	-	-
Propazine	µg/l	0.957 ± 0.0289	1.017 ± 0.305	0.124	106	0.10
Sebuthylazine	µg/l	0.269 ± 0.00748	- ± -	0.025	-	-
Simazine	µg/l	0.215 ± 0.00823	0.205 ± 0.061	0.0236	95.5	-0.08
Terbuthylazine	µg/l	0.354 ± 0.0123	0.403 ± 0.121	0.039	114	0.20
Terbuthylazine-desethyl	µg/l	0.248 ± 0.00902	0.233 ± 0.07	0.0273	93.9	-0.11
Terbutryn	µg/l	1.23 ± 0.0554	1.402 ± 0.421	0.123	114	0.21

*no evaluation possible, for details please see the respective report



Sample: H109A

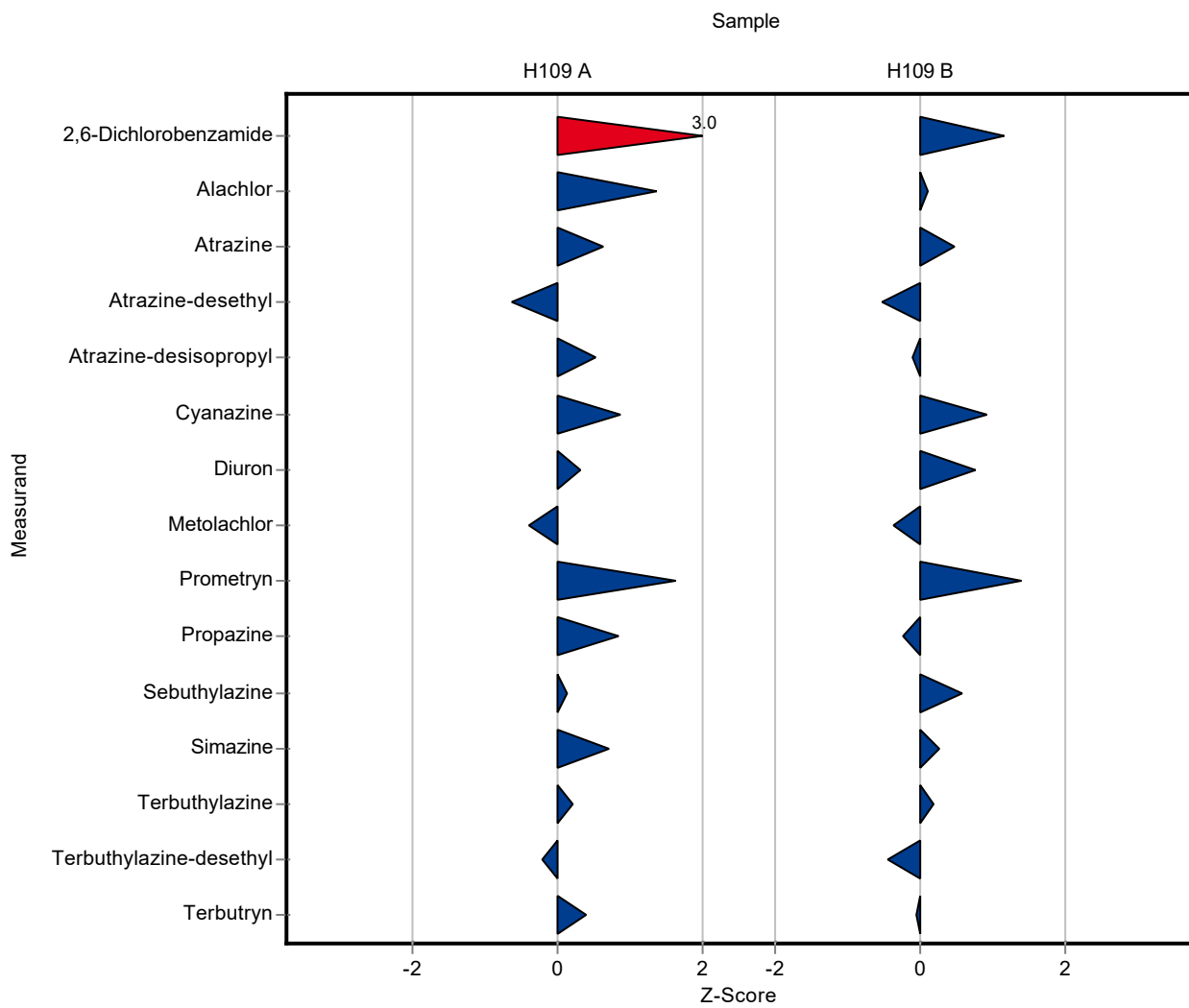
Parameter	Unit	Assigned value ± U (k=2)	Result ± U	Criterion	Recovery [%]	z-Score
2,6-Dichlorobenzamide	µg/l	1.04 ± 0.0504	1.51 ± 0.097	0.156	146	3.03
Alachlor	µg/l	1.18 ± 0.0434	1.37 ± 0.036	0.141	117	1.38
Atrazine	µg/l	0.502 ± 0.0167	0.537 ± 0.013	0.0552	107	0.64
Atrazine-desethyl	µg/l	1.31 ± 0.0533	1.21 ± 0.025	0.157	92.4	-0.64
Atrazine-desethyl-desisopropyl	µg/l	1.28 ± 0.21	- ± -	0.293	-	-
Atrazine-desisopropyl	µg/l	1 ± 0.0449	1.08 ± 0.041	0.141	107	0.53
Bromacil	µg/l	0.637 ± 0.0196	- ± -	0.0892	-	-
Chloridazon	µg/l	0.547 ± 0.0215	- ± -	0.0712	-	-
Chloridazon-desphenyl	µg/l	0.278 ± 0.00853	- ± -	0.0305	-	-
Chloridazon-methyl-desphenyl	µg/l	0.123 ± 0.00511	- ± -	0.016	-	-
Clopyralid	µg/l	0.266 ± 0.038	- ± -	0.0904	-	-
Cyanazine	µg/l	0.316 ± 0.0129	0.354 ± 0.025	0.0442	112	0.87
Dimethenamide	µg/l	0.633 ± 0.0185	- ± -	0.0627	-	-
Diuron	µg/l	0.3 ± 0.0138	0.313 ± 0.02	0.0391	104	0.32
Metolachlor	µg/l	0.809 ± 0.0215	0.76 ± 0.024	0.121	93.9	-0.41
N,N-Dimethylsulfamide (DMS)	µg/l	0.319 ± 0.0287	- ± -	0.0478	-	-
Nicosulfurone	µg/l	0.422 ± 0.0834	- ± -	0.156	-	-
Prometryn	µg/l	0.411 ± 0.0119	0.498 ± 0.009	0.0535	121	1.62
Propazine	µg/l	0.49 ± 0.0145	0.543 ± 0.017	0.0636	111	0.84
Sebuthylazine	µg/l	0.865 ± 0.0278	0.876 ± 0.025	0.0804	101	0.14
Simazine	µg/l	0.225 ± 0.00929	0.242 ± 0.014	0.0247	108	0.70
Terbuthylazine	µg/l	0.202 ± 0.00656	0.207 ± 0.0081	0.0222	102	0.22
Terbuthylazine-desethyl	µg/l	0.839 ± 0.038	0.819 ± 0.04	0.0923	97.6	-0.21
Terbutryn	µg/l	1.09 ± 0.0266	1.13 ± 0.077	0.109	104	0.39

Sample: H109B

Parameter	Unit	Assigned value ± U (k=2)	Result ± U	Criterion	Recovery [%]	z-Score
2,6-Dichlorobenzamide	µg/l	0.42 ± 0.023	0.493 ± 0.011	0.063	117	1.16
Alachlor	µg/l	0.561 ± 0.015	0.569 ± 0.0087	0.0673	101	0.12

Parameter	Unit	Assigned value ± U (k=2)	Result ± U	Criterion	Recovery [%]	z-Score
Atrazine	µg/l	0.943 ± 0.0251	0.992 ± 0.034	0.104	105	0.47
Atrazine-desethyl	µg/l	0.332 ± 0.0122	0.311 ± 0.014	0.0398	93.8	-0.52
Atrazine-desethyl-desisopropyl	µg/l	0.355 ± 0.0626	- ± -	0.0888	-	-
Atrazine-desisopropyl	µg/l	0.485 ± 0.0152	0.478 ± 0.022	0.0679	98.5	-0.11
Bromacil	µg/l	0.524 ± 0.0207	- ± -	0.0734	-	-
Chloridazon	µg/l	0.808 ± 0.0288	- ± -	0.105	-	-
Chloridazon-desphenyl	µg/l	0.378 ± 0.00679	- ± -	0.0416	-	-
Chloridazon-methyl-desphenyl	µg/l	0.0237* ± 0.00262	- ± -	-	-	-
Clopyralid	µg/l	0.4 ± 0.0493	- ± -	0.136	-	-
Cyanazine	µg/l	0.545 ± 0.0223	0.616 ± 0.011	0.0763	113	0.93
Dimethenamide	µg/l	0.933 ± 0.0354	- ± -	0.0924	-	-
Diuron	µg/l	0.541 ± 0.0313	0.596 ± 0.016	0.0703	110	0.78
Metolachlor	µg/l	0.296 ± 0.00727	0.28 ± 0.012	0.0444	94.5	-0.37
N,N-Dimethylsulfamide (DMS)	µg/l	0.514 ± 0.0272	- ± -	0.0771	-	-
Nicosulfurone	µg/l	0.177* ± 0.0155	- ± -	-	-	-
Prometryn	µg/l	0.707 ± 0.0368	0.837 ± 0.018	0.0919	118	1.42
Propazine	µg/l	0.957 ± 0.0289	0.927 ± 0.018	0.124	96.8	-0.24
Sebuthylazine	µg/l	0.269 ± 0.00748	0.284 ± 0.006	0.025	106	0.59
Simazine	µg/l	0.215 ± 0.00823	0.221 ± 0.0021	0.0236	103	0.27
Terbuthylazine	µg/l	0.354 ± 0.0123	0.362 ± 0.0069	0.039	102	0.20
Terbuthylazine-desethyl	µg/l	0.248 ± 0.00902	0.236 ± 0.011	0.0273	95.1	-0.44
Terbutryn	µg/l	1.23 ± 0.0554	1.22 ± 0.05	0.123	99.4	-0.06

*no evaluation possible, for details please see the respective report



Sample: H109A

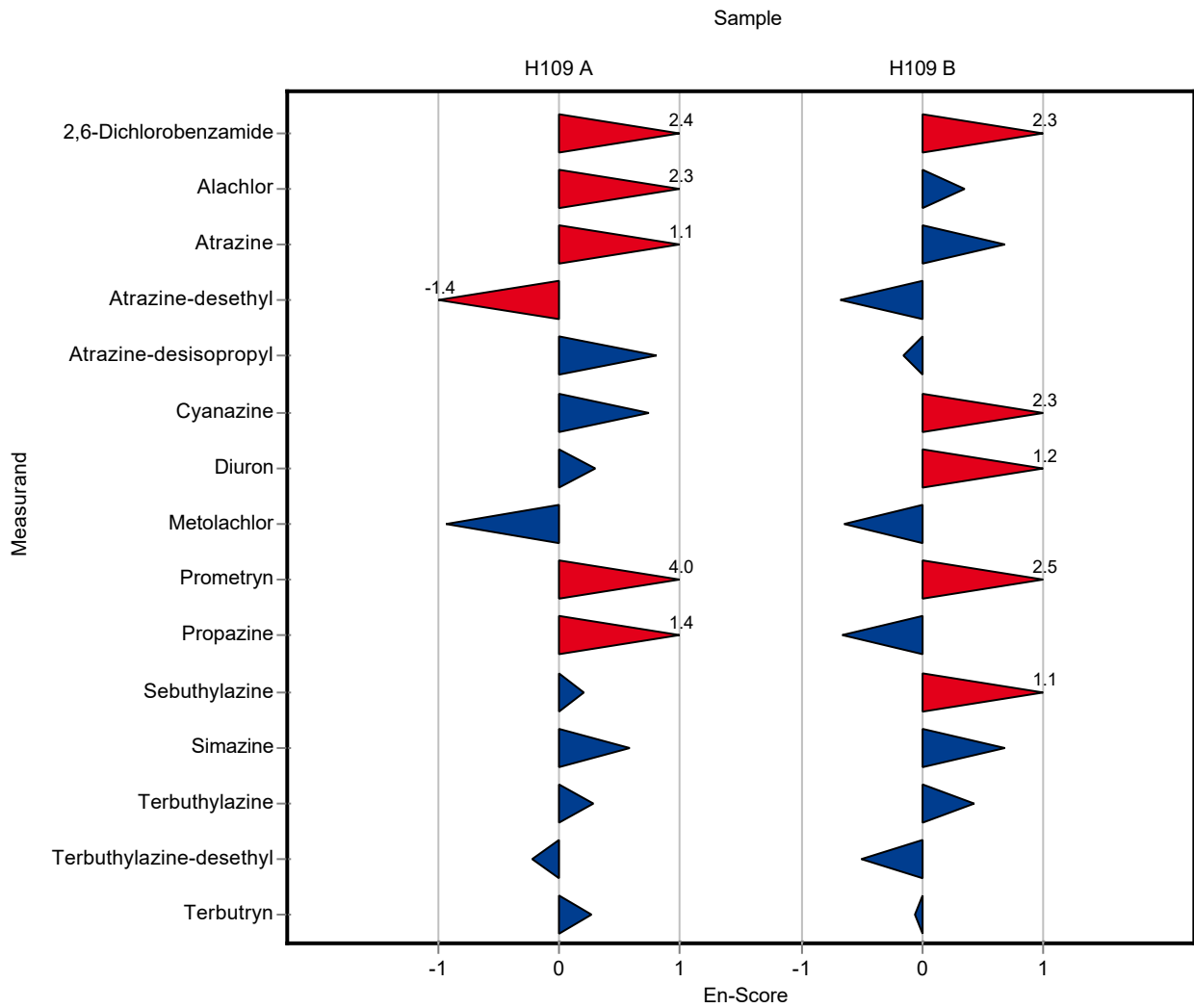
Parameter	Unit	Assigned value ± U (k=2)	Result ± U	Criterion	Recovery [%]	En-Score
2,6-Dichlorobenzamide	µg/l	1.04 ± 0.0504	1.51 ± 0.097	0.156	146	2.36
Alachlor	µg/l	1.18 ± 0.0434	1.37 ± 0.036	0.141	117	2.31
Atrazine	µg/l	0.502 ± 0.0167	0.537 ± 0.013	0.0552	107	1.14
Atrazine-desethyl	µg/l	1.31 ± 0.0533	1.21 ± 0.025	0.157	92.4	-1.37
Atrazine-desethyl-desisopropyl	µg/l	1.28 ± 0.21	- ± -	0.293	-	-
Atrazine-desisopropyl	µg/l	1 ± 0.0449	1.08 ± 0.041	0.141	107	0.80
Bromacil	µg/l	0.637 ± 0.0196	- ± -	0.0892	-	-
Chloridazon	µg/l	0.547 ± 0.0215	- ± -	0.0712	-	-
Chloridazon-desphenyl	µg/l	0.278 ± 0.00853	- ± -	0.0305	-	-
Chloridazon-methyl-desphenyl	µg/l	0.123 ± 0.00511	- ± -	0.016	-	-
Clopyralid	µg/l	0.266 ± 0.038	- ± -	0.0904	-	-
Cyanazine	µg/l	0.316 ± 0.0129	0.354 ± 0.025	0.0442	112	0.74
Dimethenamide	µg/l	0.633 ± 0.0185	- ± -	0.0627	-	-
Diuron	µg/l	0.3 ± 0.0138	0.313 ± 0.02	0.0391	104	0.30
Metolachlor	µg/l	0.809 ± 0.0215	0.76 ± 0.024	0.121	93.9	-0.94
N,N-Dimethylsulfamide (DMS)	µg/l	0.319 ± 0.0287	- ± -	0.0478	-	-
Nicosulfurone	µg/l	0.422 ± 0.0834	- ± -	0.156	-	-
Prometryn	µg/l	0.411 ± 0.0119	0.498 ± 0.009	0.0535	121	4.01
Propazine	µg/l	0.49 ± 0.0145	0.543 ± 0.017	0.0636	111	1.44
Sebuthylazine	µg/l	0.865 ± 0.0278	0.876 ± 0.025	0.0804	101	0.20
Simazine	µg/l	0.225 ± 0.00929	0.242 ± 0.014	0.0247	108	0.58
Terbuthylazine	µg/l	0.202 ± 0.00656	0.207 ± 0.0081	0.0222	102	0.28
Terbuthylazine-desethyl	µg/l	0.839 ± 0.038	0.819 ± 0.04	0.0923	97.6	-0.22
Terbutryn	µg/l	1.09 ± 0.0266	1.13 ± 0.077	0.109	104	0.27

Sample: H109B

Parameter	Unit	Assigned value ± U (k=2)	Result ± U	Criterion	Recovery [%]	En-Score
2,6-Dichlorobenzamide	µg/l	0.42 ± 0.023	0.493 ± 0.011	0.063	117	2.29
Alachlor	µg/l	0.561 ± 0.015	0.569 ± 0.0087	0.0673	101	0.35

Parameter	Unit	Assigned value ± U (k=2)	Result ± U	Criterion	Recovery [%]	En-Score
Atrazine	µg/l	0.943 ± 0.0251	0.992 ± 0.034	0.104	105	0.68
Atrazine-desethyl	µg/l	0.332 ± 0.0122	0.311 ± 0.014	0.0398	93.8	-0.67
Atrazine-desethyl-desisopropyl	µg/l	0.355 ± 0.0626	- ± -	0.0888	-	-
Atrazine-desisopropyl	µg/l	0.485 ± 0.0152	0.478 ± 0.022	0.0679	98.5	-0.16
Bromacil	µg/l	0.524 ± 0.0207	- ± -	0.0734	-	-
Chloridazon	µg/l	0.808 ± 0.0288	- ± -	0.105	-	-
Chloridazon-desphenyl	µg/l	0.378 ± 0.00679	- ± -	0.0416	-	-
Chloridazon-methyl-desphenyl	µg/l	0.0237* ± 0.00262	- ± -	-	-	-
Clopyralid	µg/l	0.4 ± 0.0493	- ± -	0.136	-	-
Cyanazine	µg/l	0.545 ± 0.0223	0.616 ± 0.011	0.0763	113	2.27
Dimethenamide	µg/l	0.933 ± 0.0354	- ± -	0.0924	-	-
Diuron	µg/l	0.541 ± 0.0313	0.596 ± 0.016	0.0703	110	1.23
Metolachlor	µg/l	0.296 ± 0.00727	0.28 ± 0.012	0.0444	94.5	-0.65
N,N-Dimethylsulfamide (DMS)	µg/l	0.514 ± 0.0272	- ± -	0.0771	-	-
Nicosulfurone	µg/l	0.177* ± 0.0155	- ± -	-	-	-
Prometryn	µg/l	0.707 ± 0.0368	0.837 ± 0.018	0.0919	118	2.52
Propazine	µg/l	0.957 ± 0.0289	0.927 ± 0.018	0.124	96.8	-0.66
Sebuthylazine	µg/l	0.269 ± 0.00748	0.284 ± 0.006	0.025	106	1.05
Simazine	µg/l	0.215 ± 0.00823	0.221 ± 0.0021	0.0236	103	0.69
Terbuthylazine	µg/l	0.354 ± 0.0123	0.362 ± 0.0069	0.039	102	0.43
Terbuthylazine-desethyl	µg/l	0.248 ± 0.00902	0.236 ± 0.011	0.0273	95.1	-0.51
Terbutryn	µg/l	1.23 ± 0.0554	1.22 ± 0.05	0.123	99.4	-0.06

*no evaluation possible, for details please see the respective report



Sample: H109A

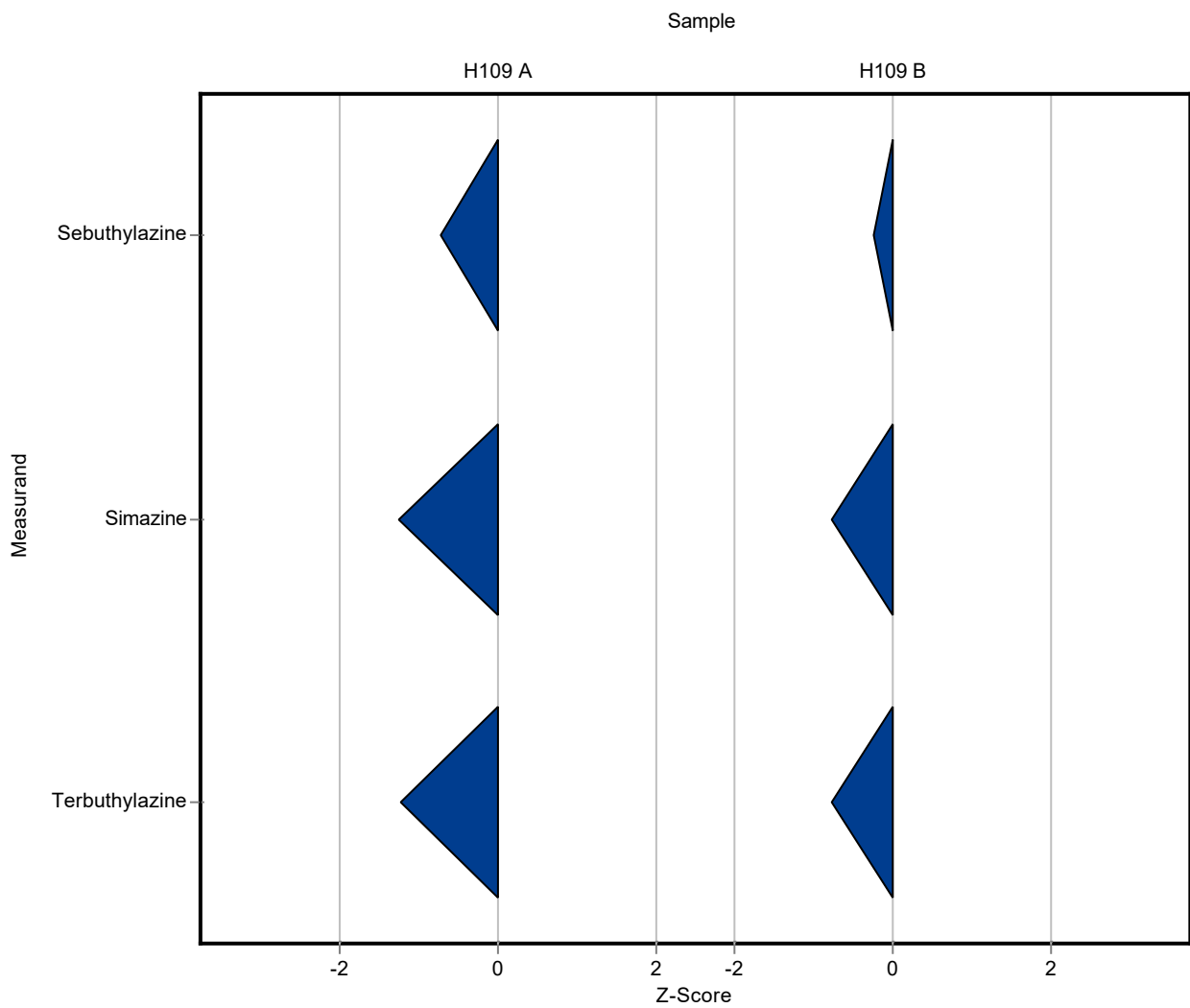
Parameter	Unit	Assigned value ± U (k=2)	Result ± U	Criterion	Recovery [%]	z-Score
2,6-Dichlorobenzamide	µg/l	1.04 ± 0.0504	- ± -	0.156	-	-
Alachlor	µg/l	1.18 ± 0.0434	- ± -	0.141	-	-
Atrazine	µg/l	0.502 ± 0.0167	- ± -	0.0552	-	-
Atrazine-desethyl	µg/l	1.31 ± 0.0533	- ± -	0.157	-	-
Atrazine-desethyl-desisopropyl	µg/l	1.28 ± 0.21	- ± -	0.293	-	-
Atrazine-desisopropyl	µg/l	1 ± 0.0449	- ± -	0.141	-	-
Bromacil	µg/l	0.637 ± 0.0196	- ± -	0.0892	-	-
Chloridazon	µg/l	0.547 ± 0.0215	- ± -	0.0712	-	-
Chloridazon-desphenyl	µg/l	0.278 ± 0.00853	- ± -	0.0305	-	-
Chloridazon-methyl-desphenyl	µg/l	0.123 ± 0.00511	- ± -	0.016	-	-
Clopyralid	µg/l	0.266 ± 0.038	- ± -	0.0904	-	-
Cyanazine	µg/l	0.316 ± 0.0129	- ± -	0.0442	-	-
Dimethenamide	µg/l	0.633 ± 0.0185	- ± -	0.0627	-	-
Diuron	µg/l	0.3 ± 0.0138	- ± -	0.0391	-	-
Metolachlor	µg/l	0.809 ± 0.0215	- ± -	0.121	-	-
N,N-Dimethylsulfamide (DMS)	µg/l	0.319 ± 0.0287	- ± -	0.0478	-	-
Nicosulfurone	µg/l	0.422 ± 0.0834	- ± -	0.156	-	-
Prometryn	µg/l	0.411 ± 0.0119	- ± -	0.0535	-	-
Propazine	µg/l	0.49 ± 0.0145	- ± -	0.0636	-	-
Sebuthylazine	µg/l	0.865 ± 0.0278	0.808 ± 0.18	0.0804	93.4	-0.71
Simazine	µg/l	0.225 ± 0.00929	0.194 ± 0.04	0.0247	86.3	-1.24
Terbuthylazine	µg/l	0.202 ± 0.00656	0.175 ± 0.05	0.0222	86.6	-1.22
Terbuthylazine-desethyl	µg/l	0.839 ± 0.038	- ± -	0.0923	-	-
Terbutryn	µg/l	1.09 ± 0.0266	- ± -	0.109	-	-

Sample: H109B

Parameter	Unit	Assigned value ± U (k=2)	Result ± U	Criterion	Recovery [%]	z-Score
2,6-Dichlorobenzamide	µg/l	0.42 ± 0.023	- ± -	0.063	-	-
Alachlor	µg/l	0.561 ± 0.015	- ± -	0.0673	-	-

Parameter	Unit	Assigned value ± U (k=2)	Result ± U	Criterion Recovery [%]	z-Score	
Atrazine	µg/l	0.943 ± 0.0251	- ± -	0.104	-	
Atrazine-desethyl	µg/l	0.332 ± 0.0122	- ± -	0.0398	-	
Atrazine-desethyl-desisopropyl	µg/l	0.355 ± 0.0626	- ± -	0.0888	-	
Atrazine-desisopropyl	µg/l	0.485 ± 0.0152	- ± -	0.0679	-	
Bromacil	µg/l	0.524 ± 0.0207	- ± -	0.0734	-	
Chloridazon	µg/l	0.808 ± 0.0288	- ± -	0.105	-	
Chloridazon-desphenyl	µg/l	0.378 ± 0.00679	- ± -	0.0416	-	
Chloridazon-methyl-desphenyl	µg/l	0.0237* ± 0.00262	- ± -	-	-	
Clopyralid	µg/l	0.4 ± 0.0493	- ± -	0.136	-	
Cyanazine	µg/l	0.545 ± 0.0223	- ± -	0.0763	-	
Dimethenamide	µg/l	0.933 ± 0.0354	- ± -	0.0924	-	
Diuron	µg/l	0.541 ± 0.0313	- ± -	0.0703	-	
Metolachlor	µg/l	0.296 ± 0.00727	- ± -	0.0444	-	
N,N-Dimethylsulfamide (DMS)	µg/l	0.514 ± 0.0272	- ± -	0.0771	-	
Nicosulfurone	µg/l	0.177* ± 0.0155	- ± -	-	-	
Prometryn	µg/l	0.707 ± 0.0368	- ± -	0.0919	-	
Propazine	µg/l	0.957 ± 0.0289	- ± -	0.124	-	
Sebuthylazine	µg/l	0.269 ± 0.00748	0.263 ± 0.18	0.025	97.7	-0.24
Simazine	µg/l	0.215 ± 0.00823	0.196 ± 0.04	0.0236	91.3	-0.79
Terbuthylazine	µg/l	0.354 ± 0.0123	0.324 ± 0.05	0.039	91.5	-0.77
Terbuthylazine-desethyl	µg/l	0.248 ± 0.00902	- ± -	0.0273	-	-
Terbutryn	µg/l	1.23 ± 0.0554	- ± -	0.123	-	-

*no evaluation possible, for details please see the respective report



Sample: H109A

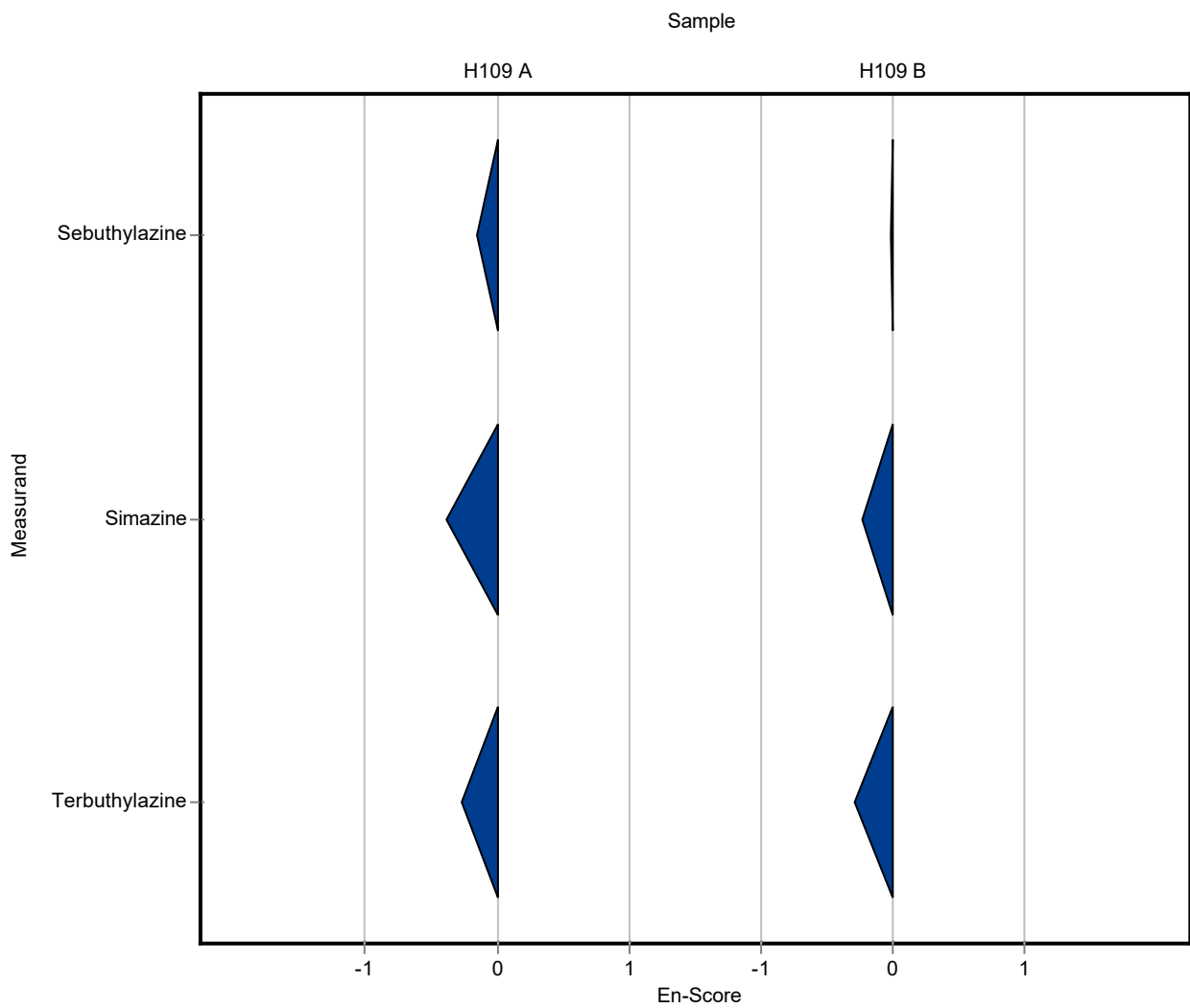
Parameter	Unit	Assigned value ± U (k=2)	Result ± U	Criterion	Recovery [%]	En-Score
2,6-Dichlorobenzamide	µg/l	1.04 ± 0.0504	- ± -	0.156	-	-
Alachlor	µg/l	1.18 ± 0.0434	- ± -	0.141	-	-
Atrazine	µg/l	0.502 ± 0.0167	- ± -	0.0552	-	-
Atrazine-desethyl	µg/l	1.31 ± 0.0533	- ± -	0.157	-	-
Atrazine-desethyl-desisopropyl	µg/l	1.28 ± 0.21	- ± -	0.293	-	-
Atrazine-desisopropyl	µg/l	1 ± 0.0449	- ± -	0.141	-	-
Bromacil	µg/l	0.637 ± 0.0196	- ± -	0.0892	-	-
Chloridazon	µg/l	0.547 ± 0.0215	- ± -	0.0712	-	-
Chloridazon-desphenyl	µg/l	0.278 ± 0.00853	- ± -	0.0305	-	-
Chloridazon-methyl-desphenyl	µg/l	0.123 ± 0.00511	- ± -	0.016	-	-
Clopyralid	µg/l	0.266 ± 0.038	- ± -	0.0904	-	-
Cyanazine	µg/l	0.316 ± 0.0129	- ± -	0.0442	-	-
Dimethenamide	µg/l	0.633 ± 0.0185	- ± -	0.0627	-	-
Diuron	µg/l	0.3 ± 0.0138	- ± -	0.0391	-	-
Metolachlor	µg/l	0.809 ± 0.0215	- ± -	0.121	-	-
N,N-Dimethylsulfamide (DMS)	µg/l	0.319 ± 0.0287	- ± -	0.0478	-	-
Nicosulfurone	µg/l	0.422 ± 0.0834	- ± -	0.156	-	-
Prometryn	µg/l	0.411 ± 0.0119	- ± -	0.0535	-	-
Propazine	µg/l	0.49 ± 0.0145	- ± -	0.0636	-	-
Sebuthylazine	µg/l	0.865 ± 0.0278	0.808 ± 0.18	0.0804	93.4	-0.16
Simazine	µg/l	0.225 ± 0.00929	0.194 ± 0.04	0.0247	86.3	-0.38
Terbuthylazine	µg/l	0.202 ± 0.00656	0.175 ± 0.05	0.0222	86.6	-0.27
Terbuthylazine-desethyl	µg/l	0.839 ± 0.038	- ± -	0.0923	-	-
Terbutryn	µg/l	1.09 ± 0.0266	- ± -	0.109	-	-

Sample: H109B

Parameter	Unit	Assigned value ± U (k=2)	Result ± U	Criterion	Recovery [%]	En-Score
2,6-Dichlorobenzamide	µg/l	0.42 ± 0.023	- ± -	0.063	-	-
Alachlor	µg/l	0.561 ± 0.015	- ± -	0.0673	-	-

Parameter	Unit	Assigned value ± U (k=2)	Result ± U	Criterion Recovery [%]	En-Score
Atrazine	µg/l	0.943 ± 0.0251	- ± -	0.104	-
Atrazine-desethyl	µg/l	0.332 ± 0.0122	- ± -	0.0398	-
Atrazine-desethyl-desisopropyl	µg/l	0.355 ± 0.0626	- ± -	0.0888	-
Atrazine-desisopropyl	µg/l	0.485 ± 0.0152	- ± -	0.0679	-
Bromacil	µg/l	0.524 ± 0.0207	- ± -	0.0734	-
Chloridazon	µg/l	0.808 ± 0.0288	- ± -	0.105	-
Chloridazon-desphenyl	µg/l	0.378 ± 0.00679	- ± -	0.0416	-
Chloridazon-methyl-desphenyl	µg/l	0.0237* ± 0.00262	- ± -	-	-
Clopyralid	µg/l	0.4 ± 0.0493	- ± -	0.136	-
Cyanazine	µg/l	0.545 ± 0.0223	- ± -	0.0763	-
Dimethenamide	µg/l	0.933 ± 0.0354	- ± -	0.0924	-
Diuron	µg/l	0.541 ± 0.0313	- ± -	0.0703	-
Metolachlor	µg/l	0.296 ± 0.00727	- ± -	0.0444	-
N,N-Dimethylsulfamide (DMS)	µg/l	0.514 ± 0.0272	- ± -	0.0771	-
Nicosulfurone	µg/l	0.177* ± 0.0155	- ± -	-	-
Prometryn	µg/l	0.707 ± 0.0368	- ± -	0.0919	-
Propazine	µg/l	0.957 ± 0.0289	- ± -	0.124	-
Sebuthylazine	µg/l	0.269 ± 0.00748	0.263 ± 0.18	0.025	97.7
Simazine	µg/l	0.215 ± 0.00823	0.196 ± 0.04	0.0236	91.3
Terbuthylazine	µg/l	0.354 ± 0.0123	0.324 ± 0.05	0.039	91.5
Terbuthylazine-desethyl	µg/l	0.248 ± 0.00902	- ± -	0.0273	-
Terbutryn	µg/l	1.23 ± 0.0554	- ± -	0.123	-

*no evaluation possible, for details please see the respective report



Sample: H109A

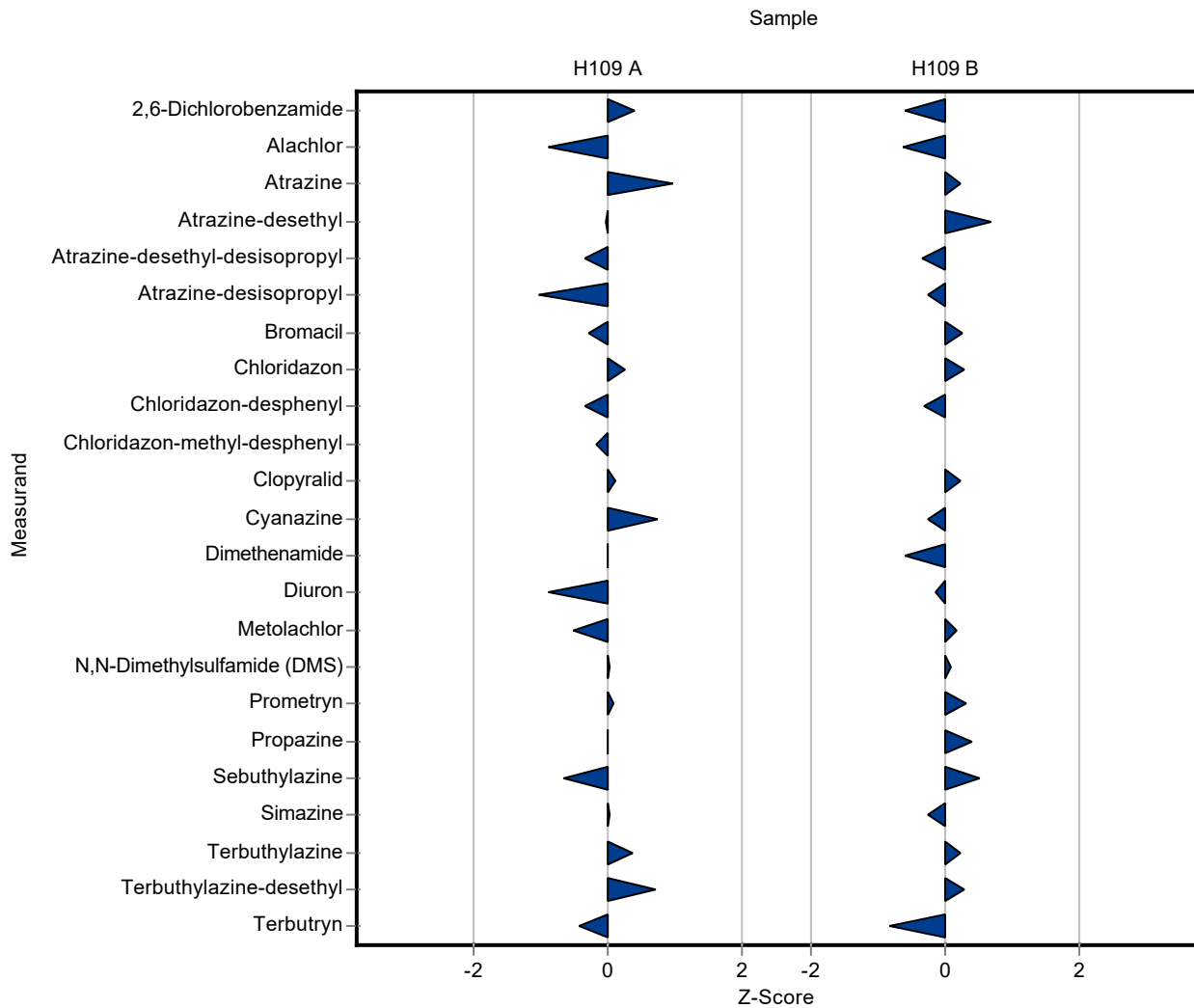
Parameter	Unit	Assigned value ± U (k=2)	Result ± U	Criterion	Recovery [%]	z-Score
2,6-Dichlorobenzamide	µg/l	1.04 ± 0.0504	1.097 ± 0.165	0.156	106	0.38
Alachlor	µg/l	1.18 ± 0.0434	1.05 ± 0.158	0.141	89.3	-0.89
Atrazine	µg/l	0.502 ± 0.0167	0.554 ± 0.083	0.0552	110	0.95
Atrazine-desethyl	µg/l	1.31 ± 0.0533	1.303 ± 0.195	0.157	99.5	-0.05
Atrazine-desethyl-desisopropyl	µg/l	1.28 ± 0.21	1.172 ± 0.176	0.293	91.9	-0.35
Atrazine-desisopropyl	µg/l	1 ± 0.0449	0.859 ± 0.128	0.141	85.5	-1.04
Bromacil	µg/l	0.637 ± 0.0196	0.61 ± 0.092	0.0892	95.7	-0.30
Chloridazon	µg/l	0.547 ± 0.0215	0.564 ± 0.085	0.0712	103	0.23
Chloridazon-desphenyl	µg/l	0.278 ± 0.00853	0.267 ± 0.04	0.0305	96.2	-0.35
Chloridazon-methyl-desphenyl	µg/l	0.123 ± 0.00511	0.12 ± 0.018	0.016	97.6	-0.18
Clopyralid	µg/l	0.266 ± 0.038	0.275 ± 0.041	0.0904	103	0.10
Cyanazine	µg/l	0.316 ± 0.0129	0.348 ± 0.052	0.0442	110	0.73
Dimethenamide	µg/l	0.633 ± 0.0185	0.632 ± 0.095	0.0627	99.9	-0.01
Diuron	µg/l	0.3 ± 0.0138	0.265 ± 0.04	0.0391	88.2	-0.91
Metolachlor	µg/l	0.809 ± 0.0215	0.746 ± 0.111	0.121	92.2	-0.52
N,N-Dimethylsulfamide (DMS)	µg/l	0.319 ± 0.0287	0.319 ± 0.048	0.0478	100	0.00
Nicosulfurone	µg/l	0.422 ± 0.0834	- ± -	0.156	-	-
Prometryn	µg/l	0.411 ± 0.0119	0.415 ± 0.062	0.0535	101	0.07
Propazine	µg/l	0.49 ± 0.0145	0.489 ± 0.073	0.0636	99.9	-0.01
Sebuthylazine	µg/l	0.865 ± 0.0278	0.811 ± 0.121	0.0804	93.8	-0.67
Simazine	µg/l	0.225 ± 0.00929	0.225 ± 0.034	0.0247	100	0.01
Terbuthylazine	µg/l	0.202 ± 0.00656	0.21 ± 0.031	0.0222	104	0.35
Terbuthylazine-desethyl	µg/l	0.839 ± 0.038	0.903 ± 0.135	0.0923	108	0.69
Terbutryn	µg/l	1.09 ± 0.0266	1.041 ± 0.156	0.109	95.7	-0.43

Sample: H109B

Parameter	Unit	Assigned value ± U (k=2)	Result ± U	Criterion	Recovery [%]	z-Score
2,6-Dichlorobenzamide	µg/l	0.42 ± 0.023	0.383 ± 0.057	0.063	91.2	-0.59
Alachlor	µg/l	0.561 ± 0.015	0.519 ± 0.078	0.0673	92.5	-0.62

Parameter	Unit	Assigned value ± U (k=2)	Result ± U	Criterion	Recovery [%]	z-Score
Atrazine	µg/l	0.943 ± 0.0251	0.969 ± 0.145	0.104	103	0.25
Atrazine-desethyl	µg/l	0.332 ± 0.0122	0.359 ± 0.054	0.0398	108	0.69
Atrazine-desethyl-desisopropyl	µg/l	0.355 ± 0.0626	0.327 ± 0.049	0.0888	92	-0.32
Atrazine-desisopropyl	µg/l	0.485 ± 0.0152	0.468 ± 0.07	0.0679	96.4	-0.26
Bromacil	µg/l	0.524 ± 0.0207	0.543 ± 0.081	0.0734	104	0.26
Chloridazon	µg/l	0.808 ± 0.0288	0.838 ± 0.126	0.105	104	0.29
Chloridazon-desphenyl	µg/l	0.378 ± 0.00679	0.366 ± 0.055	0.0416	96.7	-0.30
Chloridazon-methyl-desphenyl	µg/l	0.0237* ± 0.00262	<0.05 (LOQ) ± -	-	-	-
Clopyralid	µg/l	0.4 ± 0.0493	0.434 ± 0.065	0.136	109	0.25
Cyanazine	µg/l	0.545 ± 0.0223	0.526 ± 0.079	0.0763	96.5	-0.25
Dimethenamide	µg/l	0.933 ± 0.0354	0.879 ± 0.132	0.0924	94.2	-0.59
Diuron	µg/l	0.541 ± 0.0313	0.532 ± 0.08	0.0703	98.3	-0.13
Metolachlor	µg/l	0.296 ± 0.00727	0.304 ± 0.046	0.0444	103	0.17
N,N-Dimethylsulfamide (DMS)	µg/l	0.514 ± 0.0272	0.522 ± 0.078	0.0771	102	0.11
Nicosulfurone	µg/l	0.177* ± 0.0155	- ± -	-	-	-
Prometryn	µg/l	0.707 ± 0.0368	0.736 ± 0.11	0.0919	104	0.32
Propazine	µg/l	0.957 ± 0.0289	1.01 ± 0.152	0.124	106	0.42
Sebuthylazine	µg/l	0.269 ± 0.00748	0.282 ± 0.042	0.025	105	0.52
Simazine	µg/l	0.215 ± 0.00823	0.209 ± 0.031	0.0236	97.4	-0.24
Terbuthylazine	µg/l	0.354 ± 0.0123	0.363 ± 0.054	0.039	103	0.23
Terbuthylazine-desethyl	µg/l	0.248 ± 0.00902	0.256 ± 0.038	0.0273	103	0.29
Terbutryn	µg/l	1.23 ± 0.0554	1.125 ± 0.169	0.123	91.7	-0.83

*no evaluation possible, for details please see the respective report



Sample: H109A

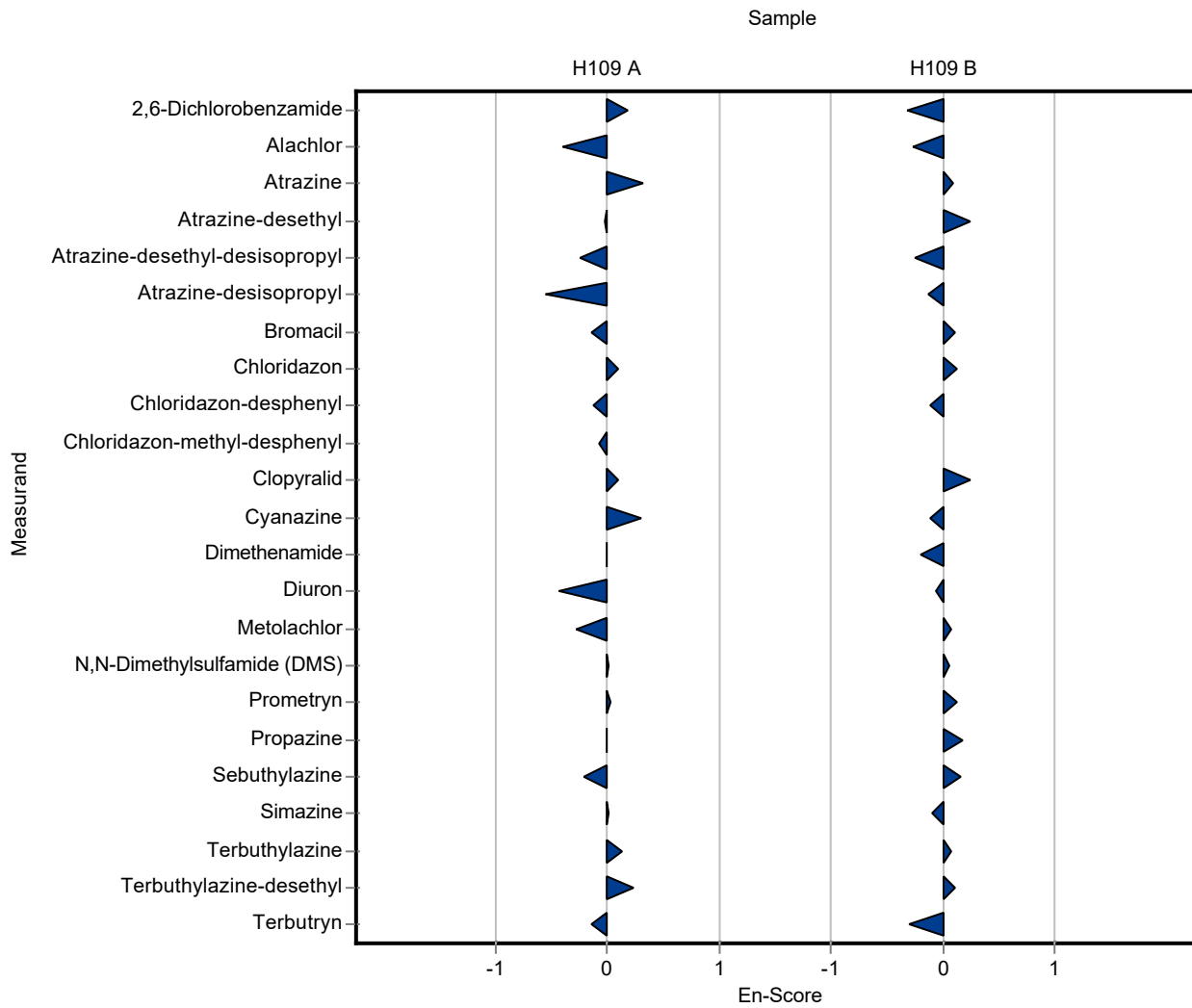
Parameter	Unit	Assigned value ± U (k=2)	Result ± U	Criterion	Recovery [%]	En-Score
2,6-Dichlorobenzamide	µg/l	1.04 ± 0.0504	1.097 ± 0.165	0.156	106	0.18
Alachlor	µg/l	1.18 ± 0.0434	1.05 ± 0.158	0.141	89.3	-0.39
Atrazine	µg/l	0.502 ± 0.0167	0.554 ± 0.083	0.0552	110	0.31
Atrazine-desethyl	µg/l	1.31 ± 0.0533	1.303 ± 0.195	0.157	99.5	-0.02
Atrazine-desethyl-desisopropyl	µg/l	1.28 ± 0.21	1.172 ± 0.176	0.293	91.9	-0.25
Atrazine-desisopropyl	µg/l	1 ± 0.0449	0.859 ± 0.128	0.141	85.5	-0.56
Bromacil	µg/l	0.637 ± 0.0196	0.61 ± 0.092	0.0892	95.7	-0.15
Chloridazon	µg/l	0.547 ± 0.0215	0.564 ± 0.085	0.0712	103	0.10
Chloridazon-desphenyl	µg/l	0.278 ± 0.00853	0.267 ± 0.04	0.0305	96.2	-0.13
Chloridazon-methyl-desphenyl	µg/l	0.123 ± 0.00511	0.12 ± 0.018	0.016	97.6	-0.08
Clopyralid	µg/l	0.266 ± 0.038	0.275 ± 0.041	0.0904	103	0.10
Cyanazine	µg/l	0.316 ± 0.0129	0.348 ± 0.052	0.0442	110	0.31
Dimethenamide	µg/l	0.633 ± 0.0185	0.632 ± 0.095	0.0627	99.9	0.00
Diuron	µg/l	0.3 ± 0.0138	0.265 ± 0.04	0.0391	88.2	-0.44
Metolachlor	µg/l	0.809 ± 0.0215	0.746 ± 0.111	0.121	92.2	-0.28
N,N-Dimethylsulfamide (DMS)	µg/l	0.319 ± 0.0287	0.319 ± 0.048	0.0478	100	0.00
Nicosulfurone	µg/l	0.422 ± 0.0834	- ± -	0.156	-	-
Prometryn	µg/l	0.411 ± 0.0119	0.415 ± 0.062	0.0535	101	0.03
Propazine	µg/l	0.49 ± 0.0145	0.489 ± 0.073	0.0636	99.9	0.00
Sebuthylazine	µg/l	0.865 ± 0.0278	0.811 ± 0.121	0.0804	93.8	-0.22
Simazine	µg/l	0.225 ± 0.00929	0.225 ± 0.034	0.0247	100	0.00
Terbuthylazine	µg/l	0.202 ± 0.00656	0.21 ± 0.031	0.0222	104	0.13
Terbuthylazine-desethyl	µg/l	0.839 ± 0.038	0.903 ± 0.135	0.0923	108	0.23
Terbutryn	µg/l	1.09 ± 0.0266	1.041 ± 0.156	0.109	95.7	-0.15

Sample: H109B

Parameter	Unit	Assigned value ± U (k=2)	Result ± U	Criterion	Recovery [%]	En-Score
2,6-Dichlorobenzamide	µg/l	0.42 ± 0.023	0.383 ± 0.057	0.063	91.2	-0.32
Alachlor	µg/l	0.561 ± 0.015	0.519 ± 0.078	0.0673	92.5	-0.27

Parameter	Unit	Assigned value ± U (k=2)	Result ± U	Criterion	Recovery [%]	En-Score
Atrazine	µg/l	0.943 ± 0.0251	0.969 ± 0.145	0.104	103	0.09
Atrazine-desethyl	µg/l	0.332 ± 0.0122	0.359 ± 0.054	0.0398	108	0.25
Atrazine-desethyl-desisopropyl	µg/l	0.355 ± 0.0626	0.327 ± 0.049	0.0888	92	-0.24
Atrazine-desisopropyl	µg/l	0.485 ± 0.0152	0.468 ± 0.07	0.0679	96.4	-0.12
Bromacil	µg/l	0.524 ± 0.0207	0.543 ± 0.081	0.0734	104	0.12
Chloridazon	µg/l	0.808 ± 0.0288	0.838 ± 0.126	0.105	104	0.12
Chloridazon-desphenyl	µg/l	0.378 ± 0.00679	0.366 ± 0.055	0.0416	96.7	-0.11
Chloridazon-methyl-desphenyl	µg/l	0.0237* ± 0.00262	<0.05 (LOQ) ± -	-	-	-
Clopyralid	µg/l	0.4 ± 0.0493	0.434 ± 0.065	0.136	109	0.25
Cyanazine	µg/l	0.545 ± 0.0223	0.526 ± 0.079	0.0763	96.5	-0.12
Dimethenamide	µg/l	0.933 ± 0.0354	0.879 ± 0.132	0.0924	94.2	-0.20
Diuron	µg/l	0.541 ± 0.0313	0.532 ± 0.08	0.0703	98.3	-0.06
Metolachlor	µg/l	0.296 ± 0.00727	0.304 ± 0.046	0.0444	103	0.08
N,N-Dimethylsulfamide (DMS)	µg/l	0.514 ± 0.0272	0.522 ± 0.078	0.0771	102	0.05
Nicosulfurone	µg/l	0.177* ± 0.0155	- ± -	-	-	-
Prometryn	µg/l	0.707 ± 0.0368	0.736 ± 0.11	0.0919	104	0.13
Propazine	µg/l	0.957 ± 0.0289	1.01 ± 0.152	0.124	106	0.17
Sebuthylazine	µg/l	0.269 ± 0.00748	0.282 ± 0.042	0.025	105	0.15
Simazine	µg/l	0.215 ± 0.00823	0.209 ± 0.031	0.0236	97.4	-0.09
Terbuthylazine	µg/l	0.354 ± 0.0123	0.363 ± 0.054	0.039	103	0.08
Terbuthylazine-desethyl	µg/l	0.248 ± 0.00902	0.256 ± 0.038	0.0273	103	0.10
Terbutryn	µg/l	1.23 ± 0.0554	1.125 ± 0.169	0.123	91.7	-0.30

*no evaluation possible, for details please see the respective report



Sample: H109A

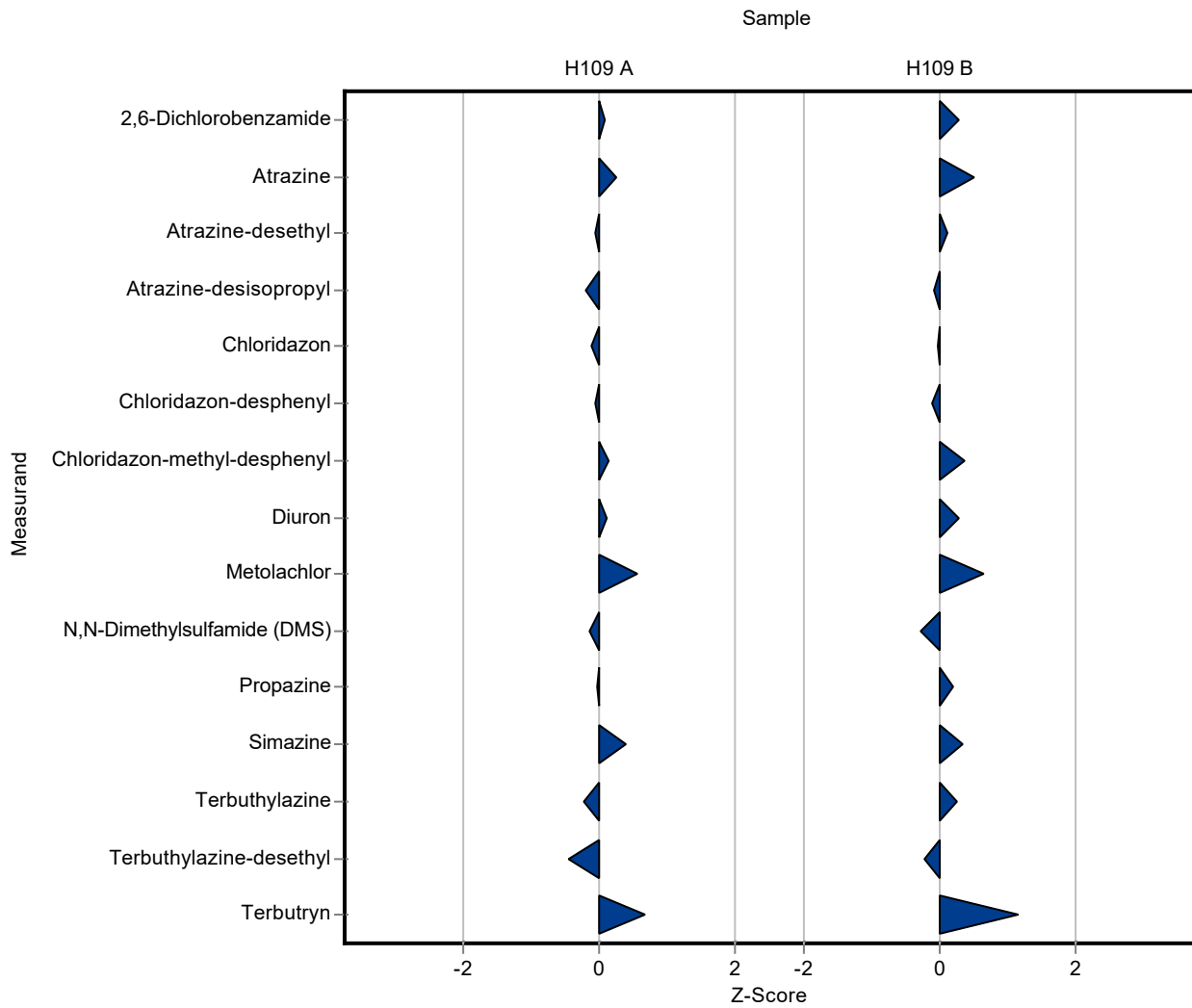
Parameter	Unit	Assigned value ± U (k=2)	Result ± U	Criterion	Recovery [%]	z-Score
2,6-Dichlorobenzamide	µg/l	1.04 ± 0.0504	1.05 ± 0.158	0.156	101	0.08
Alachlor	µg/l	1.18 ± 0.0434	- ± -	0.141	-	-
Atrazine	µg/l	0.502 ± 0.0167	0.515 ± 0.077	0.0552	103	0.24
Atrazine-desethyl	µg/l	1.31 ± 0.0533	1.3 ± 0.195	0.157	99.2	-0.06
Atrazine-desethyl-desisopropyl	µg/l	1.28 ± 0.21	- ± -	0.293	-	-
Atrazine-desisopropyl	µg/l	1 ± 0.0449	0.978 ± 0.147	0.141	97.3	-0.19
Bromacil	µg/l	0.637 ± 0.0196	- ± -	0.0892	-	-
Chloridazon	µg/l	0.547 ± 0.0215	0.539 ± 0.081	0.0712	98.5	-0.12
Chloridazon-desphenyl	µg/l	0.278 ± 0.00853	0.276 ± 0.041	0.0305	99.4	-0.05
Chloridazon-methyl-desphenyl	µg/l	0.123 ± 0.00511	0.125 ± 0.019	0.016	102	0.13
Clopyralid	µg/l	0.266 ± 0.038	- ± -	0.0904	-	-
Cyanazine	µg/l	0.316 ± 0.0129	- ± -	0.0442	-	-
Dimethenamide	µg/l	0.633 ± 0.0185	- ± -	0.0627	-	-
Diuron	µg/l	0.3 ± 0.0138	0.305 ± 0.046	0.0391	102	0.12
Metolachlor	µg/l	0.809 ± 0.0215	0.878 ± 0.132	0.121	108	0.57
N,N-Dimethylsulfamide (DMS)	µg/l	0.319 ± 0.0287	0.312 ± 0.047	0.0478	97.9	-0.14
Nicosulfurone	µg/l	0.422 ± 0.0834	- ± -	0.156	-	-
Prometryn	µg/l	0.411 ± 0.0119	- ± -	0.0535	-	-
Propazine	µg/l	0.49 ± 0.0145	0.488 ± 0.073	0.0636	99.7	-0.03
Sebuthylazine	µg/l	0.865 ± 0.0278	- ± -	0.0804	-	-
Simazine	µg/l	0.225 ± 0.00929	0.234 ± 0.035	0.0247	104	0.38
Terbuthylazine	µg/l	0.202 ± 0.00656	0.197 ± 0.03	0.0222	97.4	-0.23
Terbuthylazine-desethyl	µg/l	0.839 ± 0.038	0.796 ± 0.119	0.0923	94.9	-0.47
Terbutryn	µg/l	1.09 ± 0.0266	1.16 ± 0.174	0.109	107	0.67

Sample: H109B

Parameter	Unit	Assigned value ± U (k=2)	Result ± U	Criterion	Recovery [%]	z-Score
2,6-Dichlorobenzamide	µg/l	0.42 ± 0.023	0.439 ± 0.066	0.063	105	0.30
Alachlor	µg/l	0.561 ± 0.015	- ± -	0.0673	-	-

Parameter	Unit	Assigned value ± U (k=2)	Result ± U	Criterion	Recovery [%]	z-Score
Atrazine	µg/l	0.943 ± 0.0251	0.995 ± 0.149	0.104	106	0.50
Atrazine-desethyl	µg/l	0.332 ± 0.0122	0.336 ± 0.05	0.0398	101	0.11
Atrazine-desethyl-desisopropyl	µg/l	0.355 ± 0.0626	- ± -	0.0888	-	-
Atrazine-desisopropyl	µg/l	0.485 ± 0.0152	0.48 ± 0.072	0.0679	98.9	-0.08
Bromacil	µg/l	0.524 ± 0.0207	- ± -	0.0734	-	-
Chloridazon	µg/l	0.808 ± 0.0288	0.807 ± 0.121	0.105	99.9	-0.01
Chloridazon-desphenyl	µg/l	0.378 ± 0.00679	0.374 ± 0.056	0.0416	98.8	-0.11
Chloridazon-methyl-desphenyl	µg/l	0.0237* ± 0.00262	0.026 ± 0.004	-	-	-
Clopyralid	µg/l	0.4 ± 0.0493	- ± -	0.136	-	-
Cyanazine	µg/l	0.545 ± 0.0223	- ± -	0.0763	-	-
Dimethenamide	µg/l	0.933 ± 0.0354	- ± -	0.0924	-	-
Diuron	µg/l	0.541 ± 0.0313	0.562 ± 0.084	0.0703	104	0.30
Metolachlor	µg/l	0.296 ± 0.00727	0.325 ± 0.049	0.0444	110	0.65
N,N-Dimethylsulfamide (DMS)	µg/l	0.514 ± 0.0272	0.492 ± 0.074	0.0771	95.8	-0.28
Nicosulfurone	µg/l	0.177* ± 0.0155	- ± -	-	-	-
Prometryn	µg/l	0.707 ± 0.0368	- ± -	0.0919	-	-
Propazine	µg/l	0.957 ± 0.0289	0.984 ± 0.148	0.124	103	0.21
Sebuthylazine	µg/l	0.269 ± 0.00748	- ± -	0.025	-	-
Simazine	µg/l	0.215 ± 0.00823	0.223 ± 0.033	0.0236	104	0.35
Terbuthylazine	µg/l	0.354 ± 0.0123	0.364 ± 0.055	0.039	103	0.25
Terbuthylazine-desethyl	µg/l	0.248 ± 0.00902	0.242 ± 0.036	0.0273	97.5	-0.22
Terbutryn	µg/l	1.23 ± 0.0554	1.37 ± 0.206	0.123	112	1.17

*no evaluation possible, for details please see the respective report



Sample: H109A

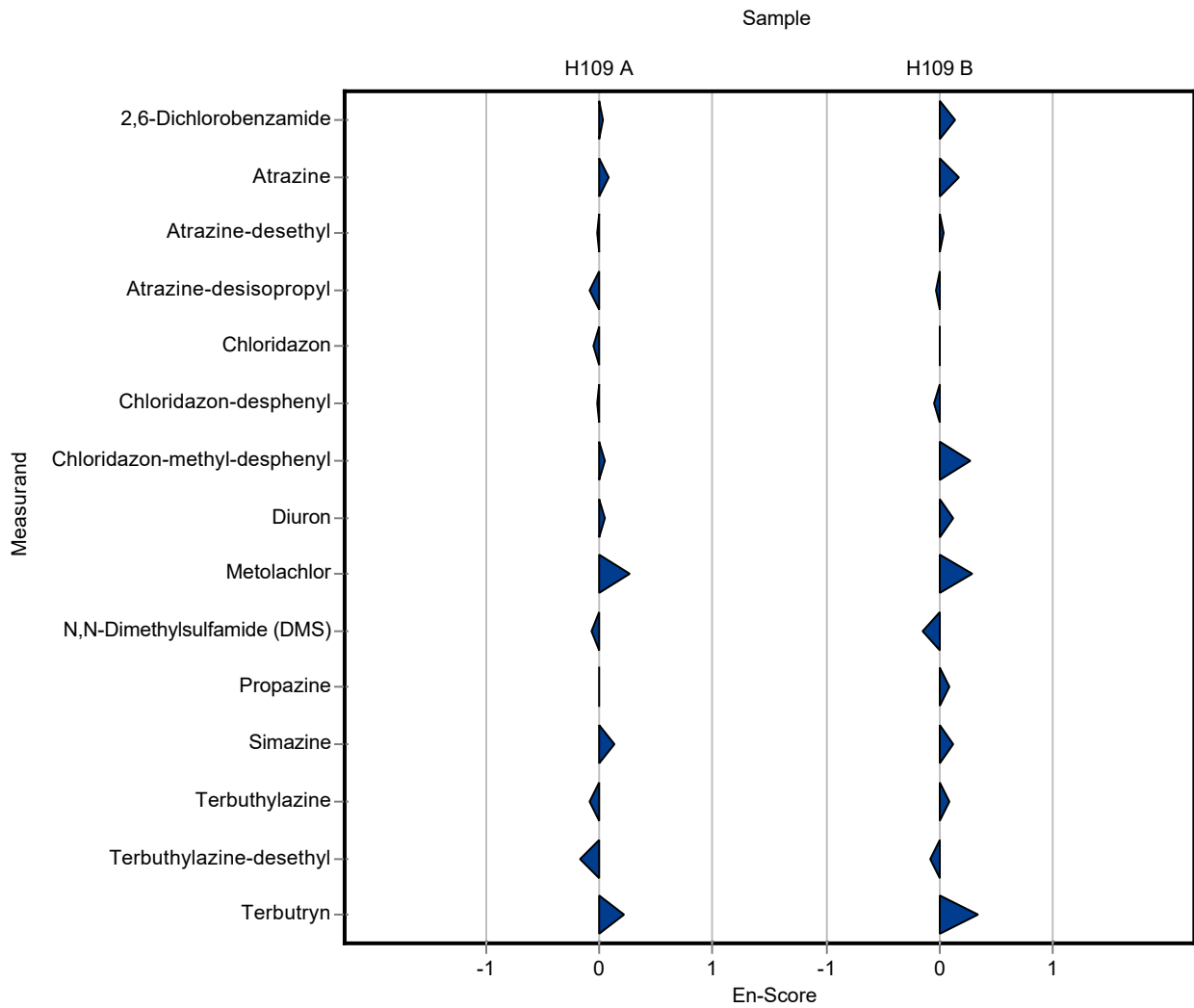
Parameter	Unit	Assigned value ± U (k=2)	Result ± U	Criterion	Recovery [%]	En-Score
2,6-Dichlorobenzamide	µg/l	1.04 ± 0.0504	1.05 ± 0.158	0.156	101	0.04
Alachlor	µg/l	1.18 ± 0.0434	- ± -	0.141	-	-
Atrazine	µg/l	0.502 ± 0.0167	0.515 ± 0.077	0.0552	103	0.09
Atrazine-desethyl	µg/l	1.31 ± 0.0533	1.3 ± 0.195	0.157	99.2	-0.03
Atrazine-desethyl-desisopropyl	µg/l	1.28 ± 0.21	- ± -	0.293	-	-
Atrazine-desisopropyl	µg/l	1 ± 0.0449	0.978 ± 0.147	0.141	97.3	-0.09
Bromacil	µg/l	0.637 ± 0.0196	- ± -	0.0892	-	-
Chloridazon	µg/l	0.547 ± 0.0215	0.539 ± 0.081	0.0712	98.5	-0.05
Chloridazon-desphenyl	µg/l	0.278 ± 0.00853	0.276 ± 0.041	0.0305	99.4	-0.02
Chloridazon-methyl-desphenyl	µg/l	0.123 ± 0.00511	0.125 ± 0.019	0.016	102	0.05
Clopyralid	µg/l	0.266 ± 0.038	- ± -	0.0904	-	-
Cyanazine	µg/l	0.316 ± 0.0129	- ± -	0.0442	-	-
Dimethenamide	µg/l	0.633 ± 0.0185	- ± -	0.0627	-	-
Diuron	µg/l	0.3 ± 0.0138	0.305 ± 0.046	0.0391	102	0.05
Metolachlor	µg/l	0.809 ± 0.0215	0.878 ± 0.132	0.121	108	0.26
N,N-Dimethylsulfamide (DMS)	µg/l	0.319 ± 0.0287	0.312 ± 0.047	0.0478	97.9	-0.07
Nicosulfurone	µg/l	0.422 ± 0.0834	- ± -	0.156	-	-
Prometryn	µg/l	0.411 ± 0.0119	- ± -	0.0535	-	-
Propazine	µg/l	0.49 ± 0.0145	0.488 ± 0.073	0.0636	99.7	-0.01
Sebuthylazine	µg/l	0.865 ± 0.0278	- ± -	0.0804	-	-
Simazine	µg/l	0.225 ± 0.00929	0.234 ± 0.035	0.0247	104	0.13
Terbuthylazine	µg/l	0.202 ± 0.00656	0.197 ± 0.03	0.0222	97.4	-0.09
Terbuthylazine-desethyl	µg/l	0.839 ± 0.038	0.796 ± 0.119	0.0923	94.9	-0.18
Terbutryn	µg/l	1.09 ± 0.0266	1.16 ± 0.174	0.109	107	0.21

Sample: H109B

Parameter	Unit	Assigned value ± U (k=2)	Result ± U	Criterion	Recovery [%]	En-Score
2,6-Dichlorobenzamide	µg/l	0.42 ± 0.023	0.439 ± 0.066	0.063	105	0.14
Alachlor	µg/l	0.561 ± 0.015	- ± -	0.0673	-	-

Parameter	Unit	Assigned value ± U (k=2)	Result ± U	Criterion Recovery	En-Score	En-Score [%]
Atrazine	µg/l	0.943 ± 0.0251	0.995 ± 0.149	0.104	106	0.17
Atrazine-desethyl	µg/l	0.332 ± 0.0122	0.336 ± 0.05	0.0398	101	0.04
Atrazine-desethyl-desisopropyl	µg/l	0.355 ± 0.0626	- ± -	0.0888	-	-
Atrazine-desisopropyl	µg/l	0.485 ± 0.0152	0.48 ± 0.072	0.0679	98.9	-0.04
Bromacil	µg/l	0.524 ± 0.0207	- ± -	0.0734	-	-
Chloridazon	µg/l	0.808 ± 0.0288	0.807 ± 0.121	0.105	99.9	0.00
Chloridazon-desphenyl	µg/l	0.378 ± 0.00679	0.374 ± 0.056	0.0416	98.8	-0.04
Chloridazon-methyl-desphenyl	µg/l	0.0237* ± 0.00262	0.026 ± 0.004	-	-	-
Clopyralid	µg/l	0.4 ± 0.0493	- ± -	0.136	-	-
Cyanazine	µg/l	0.545 ± 0.0223	- ± -	0.0763	-	-
Dimethenamide	µg/l	0.933 ± 0.0354	- ± -	0.0924	-	-
Diuron	µg/l	0.541 ± 0.0313	0.562 ± 0.084	0.0703	104	0.12
Metolachlor	µg/l	0.296 ± 0.00727	0.325 ± 0.049	0.0444	110	0.29
N,N-Dimethylsulfamide (DMS)	µg/l	0.514 ± 0.0272	0.492 ± 0.074	0.0771	95.8	-0.14
Nicosulfurone	µg/l	0.177* ± 0.0155	- ± -	-	-	-
Prometryn	µg/l	0.707 ± 0.0368	- ± -	0.0919	-	-
Propazine	µg/l	0.957 ± 0.0289	0.984 ± 0.148	0.124	103	0.09
Sebuthylazine	µg/l	0.269 ± 0.00748	- ± -	0.025	-	-
Simazine	µg/l	0.215 ± 0.00823	0.223 ± 0.033	0.0236	104	0.13
Terbuthylazine	µg/l	0.354 ± 0.0123	0.364 ± 0.055	0.039	103	0.09
Terbuthylazine-desethyl	µg/l	0.248 ± 0.00902	0.242 ± 0.036	0.0273	97.5	-0.08
Terbutryn	µg/l	1.23 ± 0.0554	1.37 ± 0.206	0.123	112	0.34

*no evaluation possible, for details please see the respective report



Sample: H109A

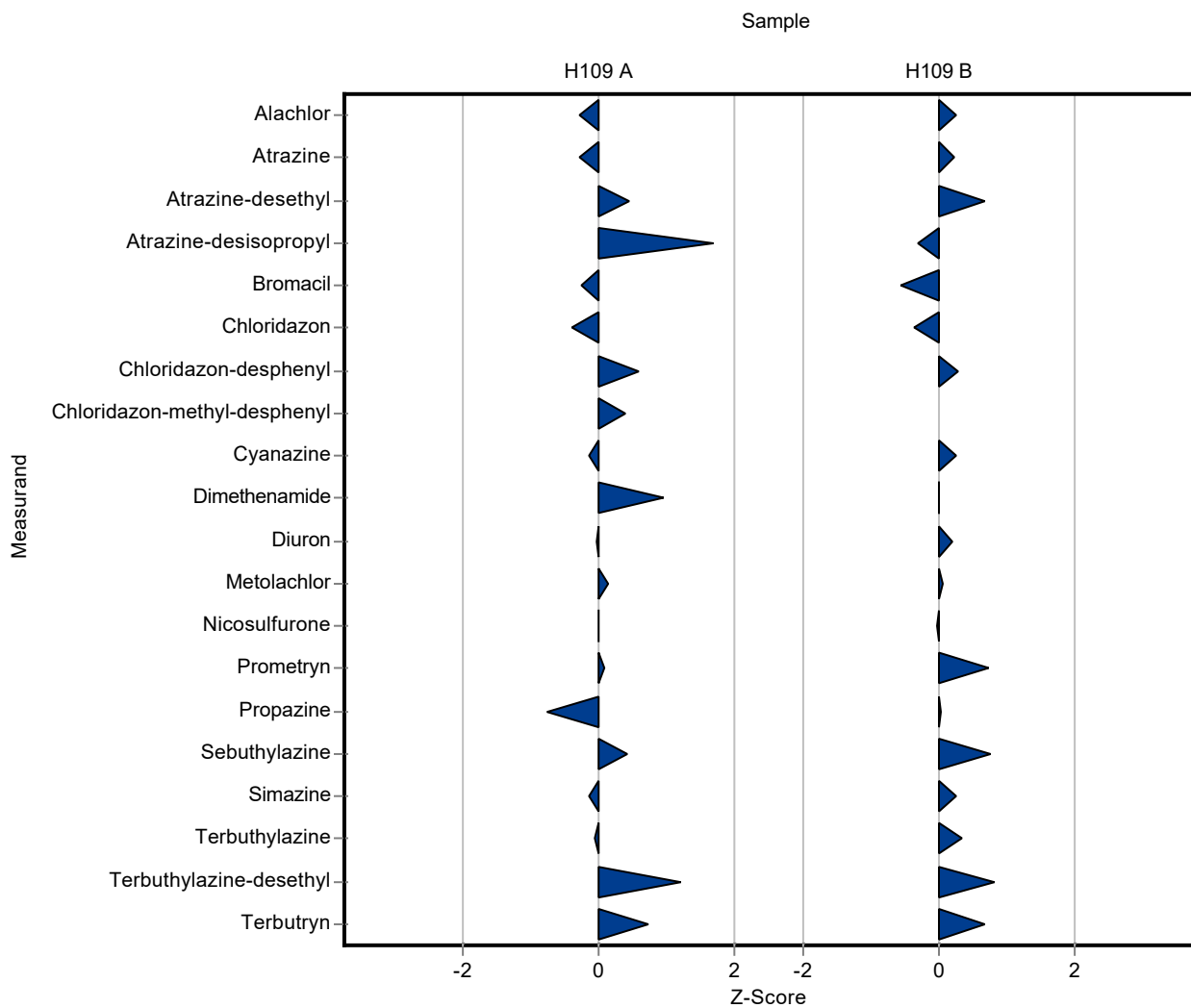
Parameter	Unit	Assigned value ± U (k=2)	Result ± U	Criterion	Recovery [%]	z-Score
2,6-Dichlorobenzamide	µg/l	1.04 ± 0.0504	- ± -	0.156	-	-
Alachlor	µg/l	1.18 ± 0.0434	1.135 ± 0.3405	0.141	96.5	-0.29
Atrazine	µg/l	0.502 ± 0.0167	0.4855 ± 0.14565	0.0552	96.8	-0.29
Atrazine-desethyl	µg/l	1.31 ± 0.0533	1.38 ± 0.414	0.157	105	0.44
Atrazine-desethyl-desisopropyl	µg/l	1.28 ± 0.21	- ± -	0.293	-	-
Atrazine-desisopropyl	µg/l	1 ± 0.0449	1.24 ± 0.372	0.141	123	1.67
Bromacil	µg/l	0.637 ± 0.0196	0.6135 ± 0.18405	0.0892	96.3	-0.27
Chloridazon	µg/l	0.547 ± 0.0215	0.5185 ± 0.15555	0.0712	94.7	-0.41
Chloridazon-desphenyl	µg/l	0.278 ± 0.00853	0.2955 ± 0.08865	0.0305	106	0.58
Chloridazon-methyl-desphenyl	µg/l	0.123 ± 0.00511	0.129 ± 0.0387	0.016	105	0.38
Clopyralid	µg/l	0.266 ± 0.038	- ± -	0.0904	-	-
Cyanazine	µg/l	0.316 ± 0.0129	0.3095 ± 0.09285	0.0442	98.1	-0.14
Dimethenamide	µg/l	0.633 ± 0.0185	0.693 ± 0.2079	0.0627	109	0.96
Diuron	µg/l	0.3 ± 0.0138	0.2995 ± 0.08985	0.0391	99.7	-0.02
Metolachlor	µg/l	0.809 ± 0.0215	0.8265 ± 0.24795	0.121	102	0.14
N,N-Dimethylsulfamide (DMS)	µg/l	0.319 ± 0.0287	- ± -	0.0478	-	-
Nicosulfurone	µg/l	0.422 ± 0.0834	0.419 ± 0.1257	0.156	99.3	-0.02
Prometryn	µg/l	0.411 ± 0.0119	0.415 ± 0.1245	0.0535	101	0.07
Propazine	µg/l	0.49 ± 0.0145	0.4405 ± 0.13215	0.0636	90	-0.77
Sebuthylazine	µg/l	0.865 ± 0.0278	0.899 ± 0.2697	0.0804	104	0.42
Simazine	µg/l	0.225 ± 0.00929	0.221 ± 0.0663	0.0247	98.3	-0.15
Terbuthylazine	µg/l	0.202 ± 0.00656	0.2005 ± 0.06015	0.0222	99.2	-0.07
Terbuthylazine-desethyl	µg/l	0.839 ± 0.038	0.9505 ± 0.28515	0.0923	113	1.21
Terbutryn	µg/l	1.09 ± 0.0266	1.165 ± 0.3495	0.109	107	0.71

Sample: H109B

Parameter	Unit	Assigned value ± U (k=2)	Result ± U	Criterion	Recovery [%]	z-Score
2,6-Dichlorobenzamide	µg/l	0.42 ± 0.023	- ± -	0.063	-	-
Alachlor	µg/l	0.561 ± 0.015	0.578 ± 0.1734	0.0673	103	0.25

Parameter	Unit	Assigned value ± U (k=2)	Result ± U	Criterion	Recovery [%]	z-Score
Atrazine	µg/l	0.943 ± 0.0251	0.967 ± 0.2901	0.104	103	0.23
Atrazine-desethyl	µg/l	0.332 ± 0.0122	0.3585 ± 0.10755	0.0398	108	0.68
Atrazine-desethyl-desisopropyl	µg/l	0.355 ± 0.0626	- ± -	0.0888	-	-
Atrazine-desisopropyl	µg/l	0.485 ± 0.0152	0.465 ± 0.1395	0.0679	95.8	-0.30
Bromacil	µg/l	0.524 ± 0.0207	0.483 ± 0.1449	0.0734	92.2	-0.56
Chloridazon	µg/l	0.808 ± 0.0288	0.7705 ± 0.23115	0.105	95.4	-0.36
Chloridazon-desphenyl	µg/l	0.378 ± 0.00679	0.391 ± 0.1173	0.0416	103	0.30
Chloridazon-methyl-desphenyl	µg/l	0.0237* ± 0.00262	<0.05 (LOQ) ± -	-	-	-
Clopyralid	µg/l	0.4 ± 0.0493	- ± -	0.136	-	-
Cyanazine	µg/l	0.545 ± 0.0223	0.5645 ± 0.16935	0.0763	104	0.26
Dimethenamide	µg/l	0.933 ± 0.0354	0.9345 ± 0.28035	0.0924	100	0.01
Diuron	µg/l	0.541 ± 0.0313	0.555 ± 0.1665	0.0703	103	0.20
Metolachlor	µg/l	0.296 ± 0.00727	0.299 ± 0.0897	0.0444	101	0.06
N,N-Dimethylsulfamide (DMS)	µg/l	0.514 ± 0.0272	- ± -	0.0771	-	-
Nicosulfurone	µg/l	0.177* ± 0.0155	0.176 ± 0.0528	-	-	-
Prometryn	µg/l	0.707 ± 0.0368	0.774 ± 0.2322	0.0919	109	0.73
Propazine	µg/l	0.957 ± 0.0289	0.96 ± 0.288	0.124	100	0.02
Sebuthylazine	µg/l	0.269 ± 0.00748	0.2885 ± 0.08655	0.025	107	0.78
Simazine	µg/l	0.215 ± 0.00823	0.221 ± 0.0663	0.0236	103	0.27
Terbuthylazine	µg/l	0.354 ± 0.0123	0.367 ± 0.1101	0.039	104	0.33
Terbuthylazine-desethyl	µg/l	0.248 ± 0.00902	0.2705 ± 0.08115	0.0273	109	0.82
Terbutryn	µg/l	1.23 ± 0.0554	1.31 ± 0.393	0.123	107	0.68

*no evaluation possible, for details please see the respective report



Sample: H109A

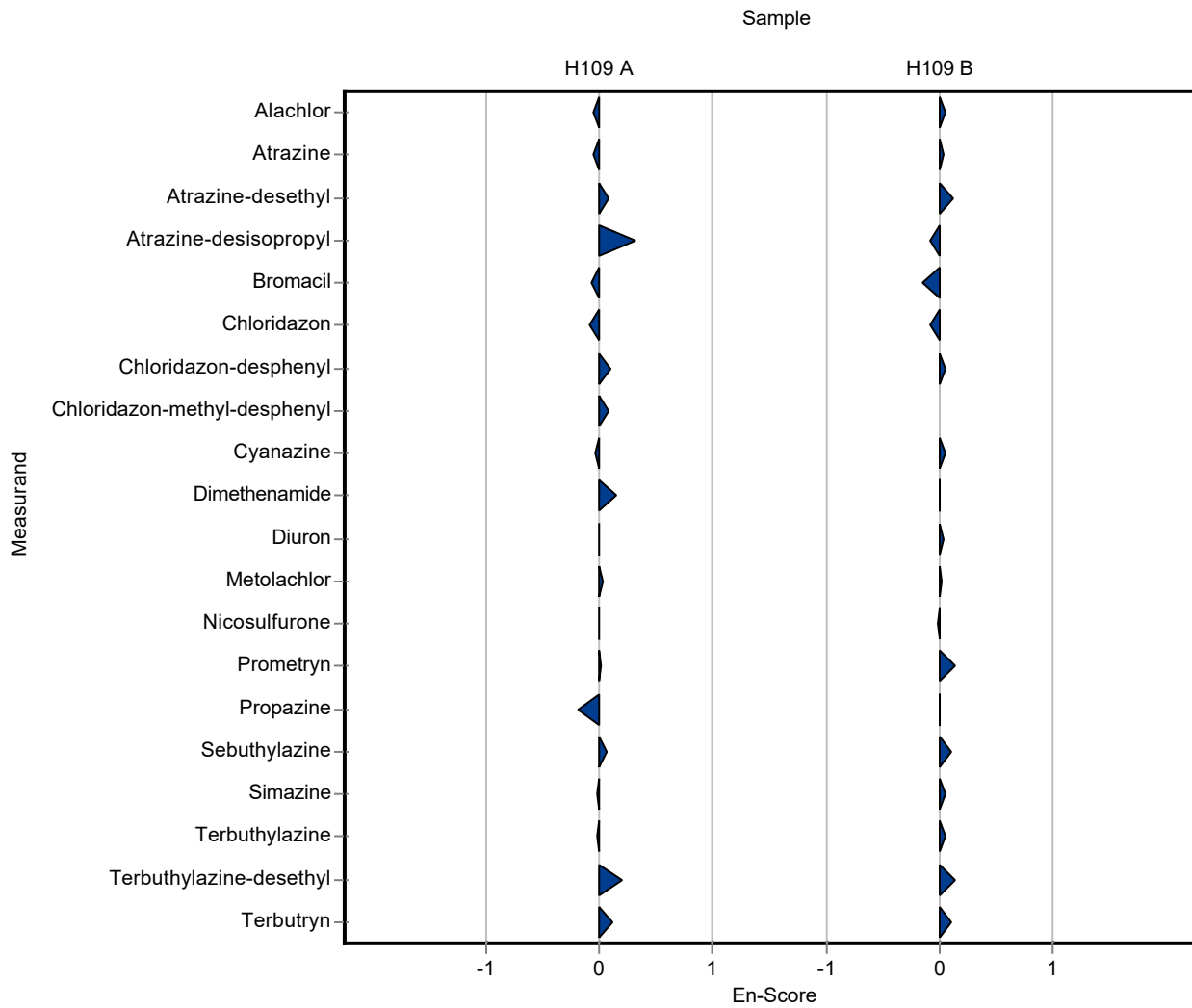
Parameter	Unit	Assigned value ± U (k=2)	Result ± U	Criterion	Recovery [%]	En-Score
2,6-Dichlorobenzamide	µg/l	1.04 ± 0.0504	- ± -	0.156	-	-
Alachlor	µg/l	1.18 ± 0.0434	1.135 ± 0.3405	0.141	96.5	-0.06
Atrazine	µg/l	0.502 ± 0.0167	0.4855 ± 0.14565	0.0552	96.8	-0.06
Atrazine-desethyl	µg/l	1.31 ± 0.0533	1.38 ± 0.414	0.157	105	0.08
Atrazine-desethyl-desisopropyl	µg/l	1.28 ± 0.21	- ± -	0.293	-	-
Atrazine-desisopropyl	µg/l	1 ± 0.0449	1.24 ± 0.372	0.141	123	0.32
Bromacil	µg/l	0.637 ± 0.0196	0.6135 ± 0.18405	0.0892	96.3	-0.06
Chloridazon	µg/l	0.547 ± 0.0215	0.5185 ± 0.15555	0.0712	94.7	-0.09
Chloridazon-desphenyl	µg/l	0.278 ± 0.00853	0.2955 ± 0.08865	0.0305	106	0.10
Chloridazon-methyl-desphenyl	µg/l	0.123 ± 0.00511	0.129 ± 0.0387	0.016	105	0.08
Clopyralid	µg/l	0.266 ± 0.038	- ± -	0.0904	-	-
Cyanazine	µg/l	0.316 ± 0.0129	0.3095 ± 0.09285	0.0442	98.1	-0.03
Dimethenamide	µg/l	0.633 ± 0.0185	0.693 ± 0.2079	0.0627	109	0.14
Diuron	µg/l	0.3 ± 0.0138	0.2995 ± 0.08985	0.0391	99.7	-0.01
Metolachlor	µg/l	0.809 ± 0.0215	0.8265 ± 0.24795	0.121	102	0.03
N,N-Dimethylsulfamide (DMS)	µg/l	0.319 ± 0.0287	- ± -	0.0478	-	-
Nicosulfurone	µg/l	0.422 ± 0.0834	0.419 ± 0.1257	0.156	99.3	-0.01
Prometryn	µg/l	0.411 ± 0.0119	0.415 ± 0.1245	0.0535	101	0.01
Propazine	µg/l	0.49 ± 0.0145	0.4405 ± 0.13215	0.0636	90	-0.19
Sebuthylazine	µg/l	0.865 ± 0.0278	0.899 ± 0.2697	0.0804	104	0.06
Simazine	µg/l	0.225 ± 0.00929	0.221 ± 0.0663	0.0247	98.3	-0.03
Terbuthylazine	µg/l	0.202 ± 0.00656	0.2005 ± 0.06015	0.0222	99.2	-0.01
Terbuthylazine-desethyl	µg/l	0.839 ± 0.038	0.9505 ± 0.28515	0.0923	113	0.20
Terbutryn	µg/l	1.09 ± 0.0266	1.165 ± 0.3495	0.109	107	0.11

Sample: H109B

Parameter	Unit	Assigned value ± U (k=2)	Result ± U	Criterion	Recovery [%]	En-Score
2,6-Dichlorobenzamide	µg/l	0.42 ± 0.023	- ± -	0.063	-	-
Alachlor	µg/l	0.561 ± 0.015	0.578 ± 0.1734	0.0673	103	0.05

Parameter	Unit	Assigned value ± U (k=2)	Result ± U	Criterion Recovery	En-Score	En-Score [%]
Atrazine	µg/l	0.943 ± 0.0251	0.967 ± 0.2901	0.104	103	0.04
Atrazine-desethyl	µg/l	0.332 ± 0.0122	0.3585 ± 0.10755	0.0398	108	0.13
Atrazine-desethyl-desisopropyl	µg/l	0.355 ± 0.0626	- ± -	0.0888	-	-
Atrazine-desisopropyl	µg/l	0.485 ± 0.0152	0.465 ± 0.1395	0.0679	95.8	-0.07
Bromacil	µg/l	0.524 ± 0.0207	0.483 ± 0.1449	0.0734	92.2	-0.14
Chloridazon	µg/l	0.808 ± 0.0288	0.7705 ± 0.23115	0.105	95.4	-0.08
Chloridazon-desphenyl	µg/l	0.378 ± 0.00679	0.391 ± 0.1173	0.0416	103	0.05
Chloridazon-methyl-desphenyl	µg/l	0.0237* ± 0.00262	<0.05 (LOQ) ± -	-	-	-
Clopyralid	µg/l	0.4 ± 0.0493	- ± -	0.136	-	-
Cyanazine	µg/l	0.545 ± 0.0223	0.5645 ± 0.16935	0.0763	104	0.06
Dimethenamide	µg/l	0.933 ± 0.0354	0.9345 ± 0.28035	0.0924	100	0.00
Diuron	µg/l	0.541 ± 0.0313	0.555 ± 0.1665	0.0703	103	0.04
Metolachlor	µg/l	0.296 ± 0.00727	0.299 ± 0.0897	0.0444	101	0.01
N,N-Dimethylsulfamide (DMS)	µg/l	0.514 ± 0.0272	- ± -	0.0771	-	-
Nicosulfurone	µg/l	0.177* ± 0.0155	0.176 ± 0.0528	-	-	-
Prometryn	µg/l	0.707 ± 0.0368	0.774 ± 0.2322	0.0919	109	0.14
Propazine	µg/l	0.957 ± 0.0289	0.96 ± 0.288	0.124	100	0.00
Sebuthylazine	µg/l	0.269 ± 0.00748	0.2885 ± 0.08655	0.025	107	0.11
Simazine	µg/l	0.215 ± 0.00823	0.221 ± 0.0663	0.0236	103	0.05
Terbuthylazine	µg/l	0.354 ± 0.0123	0.367 ± 0.1101	0.039	104	0.06
Terbuthylazine-desethyl	µg/l	0.248 ± 0.00902	0.2705 ± 0.08115	0.0273	109	0.14
Terbutryn	µg/l	1.23 ± 0.0554	1.31 ± 0.393	0.123	107	0.11

*no evaluation possible, for details please see the respective report



Sample: H109A

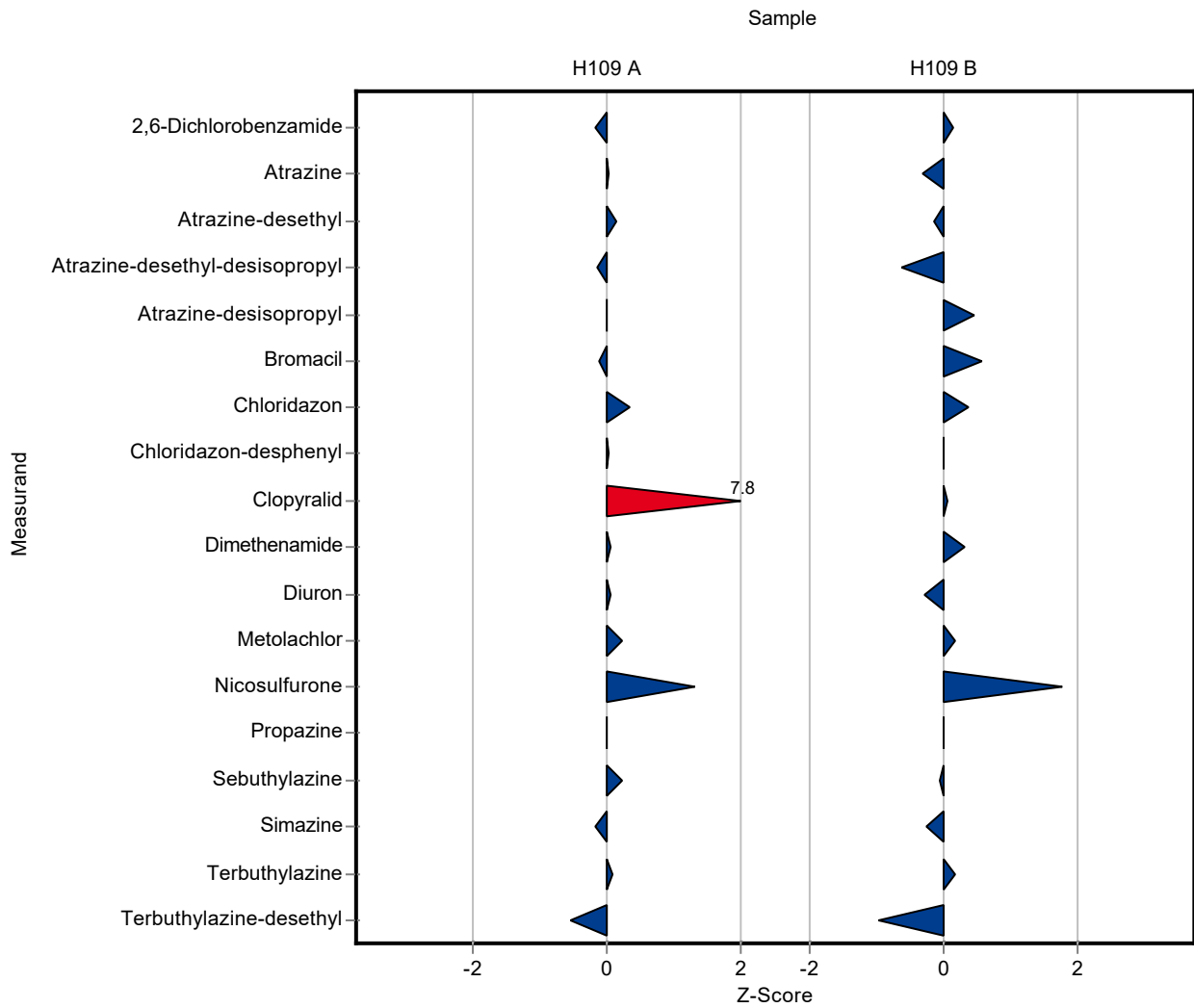
Parameter	Unit	Assigned value ± U (k=2)	Result ± U	Criterion	Recovery [%]	z-Score
2,6-Dichlorobenzamide	µg/l	1.04 ± 0.0504	1.008 ± 0.101	0.156	97.1	-0.19
Alachlor	µg/l	1.18 ± 0.0434	- ± -	0.141	-	-
Atrazine	µg/l	0.502 ± 0.0167	0.502 ± 0.1	0.0552	100	0.00
Atrazine-desethyl	µg/l	1.31 ± 0.0533	1.333 ± 0.139	0.157	102	0.14
Atrazine-desethyl-desisopropyl	µg/l	1.28 ± 0.21	1.229 ± 0.277	0.293	96.4	-0.16
Atrazine-desisopropyl	µg/l	1 ± 0.0449	1.002 ± 0.112	0.141	99.7	-0.02
Bromacil	µg/l	0.637 ± 0.0196	0.625 ± 0.151	0.0892	98.1	-0.14
Chloridazon	µg/l	0.547 ± 0.0215	0.572 ± 0.079	0.0712	104	0.34
Chloridazon-desphenyl	µg/l	0.278 ± 0.00853	0.278 ± 0.02	0.0305	100	0.01
Chloridazon-methyl-desphenyl	µg/l	0.123 ± 0.00511	- ± -	0.016	-	-
Clopyralid	µg/l	0.266 ± 0.038	0.968 ± 0.096	0.0904	364	7.77
Cyanazine	µg/l	0.316 ± 0.0129	- ± -	0.0442	-	-
Dimethenamide	µg/l	0.633 ± 0.0185	0.635 ± 0.063	0.0627	100	0.03
Diuron	µg/l	0.3 ± 0.0138	0.302 ± 0.072	0.0391	101	0.04
Metolachlor	µg/l	0.809 ± 0.0215	0.836 ± 0.11	0.121	103	0.22
N,N-Dimethylsulfamide (DMS)	µg/l	0.319 ± 0.0287	- ± -	0.0478	-	-
Nicosulfurone	µg/l	0.422 ± 0.0834	0.623 ± 0.082	0.156	148	1.29
Prometryn	µg/l	0.411 ± 0.0119	- ± -	0.0535	-	-
Propazine	µg/l	0.49 ± 0.0145	0.488 ± 0.036	0.0636	99.7	-0.03
Sebuthylazine	µg/l	0.865 ± 0.0278	0.883 ± 0.06	0.0804	102	0.23
Simazine	µg/l	0.225 ± 0.00929	0.22 ± 0.046	0.0247	97.9	-0.19
Terbuthylazine	µg/l	0.202 ± 0.00656	0.204 ± 0.037	0.0222	101	0.08
Terbuthylazine-desethyl	µg/l	0.839 ± 0.038	0.789 ± 0.075	0.0923	94.1	-0.54
Terbutryn	µg/l	1.09 ± 0.0266	- ± -	0.109	-	-

Sample: H109B

Parameter	Unit	Assigned value ± U (k=2)	Result ± U	Criterion	Recovery [%]	z-Score
2,6-Dichlorobenzamide	µg/l	0.42 ± 0.023	0.43 ± 0.066	0.063	102	0.16
Alachlor	µg/l	0.561 ± 0.015	- ± -	0.0673	-	-

Parameter	Unit	Assigned value ± U (k=2)	Result ± U	Criterion	Recovery [%]	z-Score
Atrazine	µg/l	0.943 ± 0.0251	0.911 ± 0.031	0.104	96.6	-0.31
Atrazine-desethyl	µg/l	0.332 ± 0.0122	0.326 ± 0.069	0.0398	98.3	-0.14
Atrazine-desethyl-desisopropyl	µg/l	0.355 ± 0.0626	0.3 ± 0.035	0.0888	84.4	-0.62
Atrazine-desisopropyl	µg/l	0.485 ± 0.0152	0.518 ± 0.1	0.0679	107	0.48
Bromacil	µg/l	0.524 ± 0.0207	0.566 ± 0.056	0.0734	108	0.57
Chloridazon	µg/l	0.808 ± 0.0288	0.847 ± 0.058	0.105	105	0.37
Chloridazon-desphenyl	µg/l	0.378 ± 0.00679	0.379 ± 0.025	0.0416	100	0.01
Chloridazon-methyl-desphenyl	µg/l	0.0237* ± 0.00262	- ± -	-	-	-
Clopyralid	µg/l	0.4 ± 0.0493	0.408 ± 0.047	0.136	102	0.06
Cyanazine	µg/l	0.545 ± 0.0223	- ± -	0.0763	-	-
Dimethenamide	µg/l	0.933 ± 0.0354	0.963 ± 0.057	0.0924	103	0.32
Diuron	µg/l	0.541 ± 0.0313	0.521 ± 0.106	0.0703	96.3	-0.29
Metolachlor	µg/l	0.296 ± 0.00727	0.304 ± 0.013	0.0444	103	0.17
N,N-Dimethylsulfamide (DMS)	µg/l	0.514 ± 0.0272	- ± -	0.0771	-	-
Nicosulfurone	µg/l	0.177* ± 0.0155	0.293 ± 0.048	-	-	-
Prometryn	µg/l	0.707 ± 0.0368	- ± -	0.0919	-	-
Propazine	µg/l	0.957 ± 0.0289	0.959 ± 0.089	0.124	100	0.01
Sebuthylazine	µg/l	0.269 ± 0.00748	0.268 ± 0.031	0.025	99.6	-0.04
Simazine	µg/l	0.215 ± 0.00823	0.209 ± 0.017	0.0236	97.4	-0.24
Terbuthylazine	µg/l	0.354 ± 0.0123	0.361 ± 0.042	0.039	102	0.18
Terbuthylazine-desethyl	µg/l	0.248 ± 0.00902	0.222 ± 0.009	0.0273	89.5	-0.96
Terbutryn	µg/l	1.23 ± 0.0554	- ± -	0.123	-	-

*no evaluation possible, for details please see the respective report



Sample: H109A

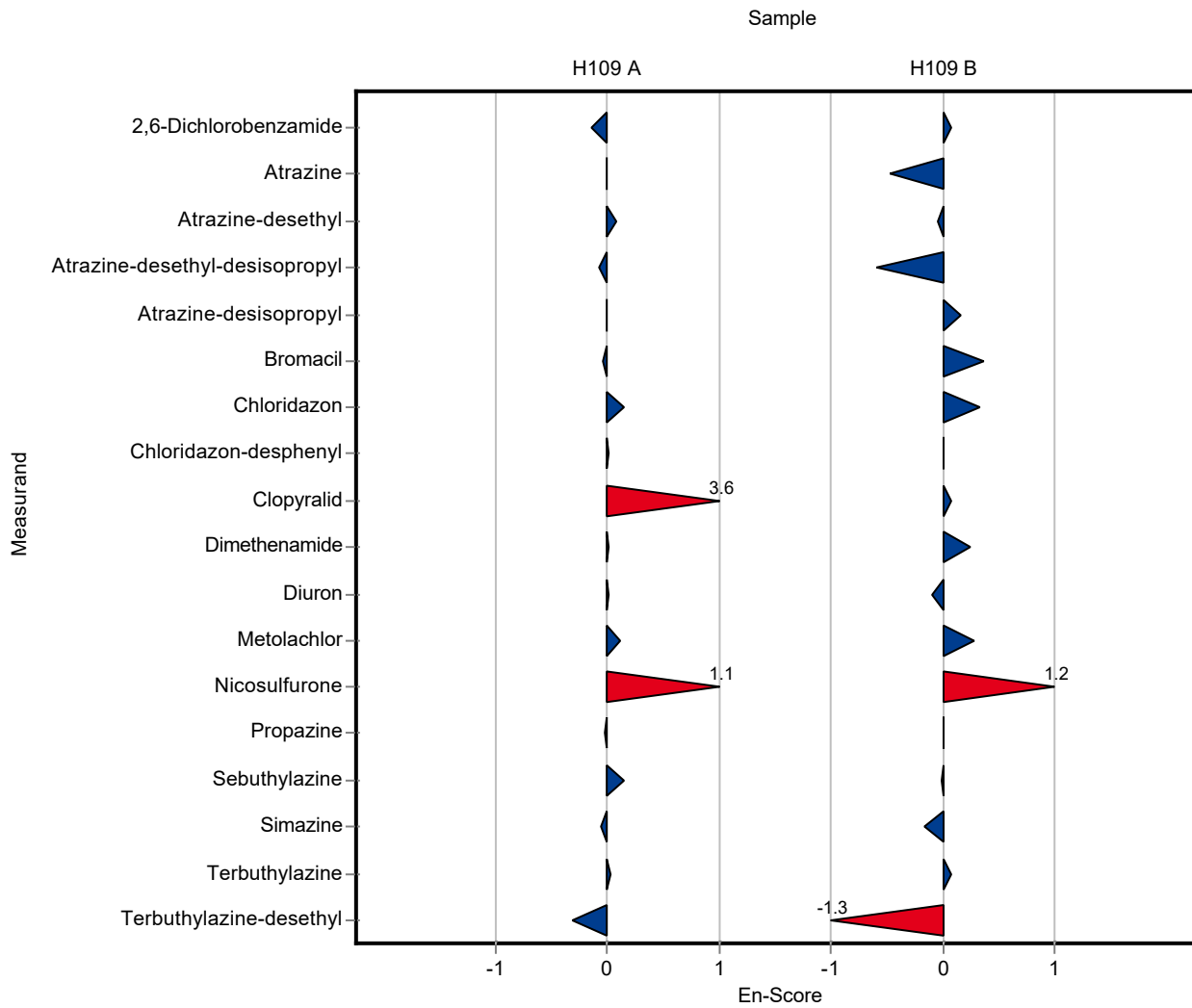
Parameter	Unit	Assigned value ± U (k=2)	Result ± U	Criterion	Recovery [%]	En-Score
2,6-Dichlorobenzamide	µg/l	1.04 ± 0.0504	1.008 ± 0.101	0.156	97.1	-0.14
Alachlor	µg/l	1.18 ± 0.0434	- ± -	0.141	-	-
Atrazine	µg/l	0.502 ± 0.0167	0.502 ± 0.1	0.0552	100	0.00
Atrazine-desethyl	µg/l	1.31 ± 0.0533	1.333 ± 0.139	0.157	102	0.08
Atrazine-desethyl-desisopropyl	µg/l	1.28 ± 0.21	1.229 ± 0.277	0.293	96.4	-0.08
Atrazine-desisopropyl	µg/l	1 ± 0.0449	1.002 ± 0.112	0.141	99.7	-0.01
Bromacil	µg/l	0.637 ± 0.0196	0.625 ± 0.151	0.0892	98.1	-0.04
Chloridazon	µg/l	0.547 ± 0.0215	0.572 ± 0.079	0.0712	104	0.15
Chloridazon-desphenyl	µg/l	0.278 ± 0.00853	0.278 ± 0.02	0.0305	100	0.01
Chloridazon-methyl-desphenyl	µg/l	0.123 ± 0.00511	- ± -	0.016	-	-
Clopyralid	µg/l	0.266 ± 0.038	0.968 ± 0.096	0.0904	364	3.59
Cyanazine	µg/l	0.316 ± 0.0129	- ± -	0.0442	-	-
Dimethenamide	µg/l	0.633 ± 0.0185	0.635 ± 0.063	0.0627	100	0.02
Diuron	µg/l	0.3 ± 0.0138	0.302 ± 0.072	0.0391	101	0.01
Metolachlor	µg/l	0.809 ± 0.0215	0.836 ± 0.11	0.121	103	0.12
N,N-Dimethylsulfamide (DMS)	µg/l	0.319 ± 0.0287	- ± -	0.0478	-	-
Nicosulfurone	µg/l	0.422 ± 0.0834	0.623 ± 0.082	0.156	148	1.09
Prometryn	µg/l	0.411 ± 0.0119	- ± -	0.0535	-	-
Propazine	µg/l	0.49 ± 0.0145	0.488 ± 0.036	0.0636	99.7	-0.02
Sebuthylazine	µg/l	0.865 ± 0.0278	0.883 ± 0.06	0.0804	102	0.15
Simazine	µg/l	0.225 ± 0.00929	0.22 ± 0.046	0.0247	97.9	-0.05
Terbuthylazine	µg/l	0.202 ± 0.00656	0.204 ± 0.037	0.0222	101	0.02
Terbuthylazine-desethyl	µg/l	0.839 ± 0.038	0.789 ± 0.075	0.0923	94.1	-0.32
Terbutryn	µg/l	1.09 ± 0.0266	- ± -	0.109	-	-

Sample: H109B

Parameter	Unit	Assigned value ± U (k=2)	Result ± U	Criterion	Recovery [%]	En-Score
2,6-Dichlorobenzamide	µg/l	0.42 ± 0.023	0.43 ± 0.066	0.063	102	0.07
Alachlor	µg/l	0.561 ± 0.015	- ± -	0.0673	-	-

Parameter	Unit	Assigned value ± U (k=2)	Result ± U	Criterion	Recovery [%]	En-Score
Atrazine	µg/l	0.943 ± 0.0251	0.911 ± 0.031	0.104	96.6	-0.48
Atrazine-desethyl	µg/l	0.332 ± 0.0122	0.326 ± 0.069	0.0398	98.3	-0.04
Atrazine-desethyl-desisopropyl	µg/l	0.355 ± 0.0626	0.3 ± 0.035	0.0888	84.4	-0.59
Atrazine-desisopropyl	µg/l	0.485 ± 0.0152	0.518 ± 0.1	0.0679	107	0.16
Bromacil	µg/l	0.524 ± 0.0207	0.566 ± 0.056	0.0734	108	0.37
Chloridazon	µg/l	0.808 ± 0.0288	0.847 ± 0.058	0.105	105	0.33
Chloridazon-desphenyl	µg/l	0.378 ± 0.00679	0.379 ± 0.025	0.0416	100	0.01
Chloridazon-methyl-desphenyl	µg/l	0.0237* ± 0.00262	- ± -	-	-	-
Clopyralid	µg/l	0.4 ± 0.0493	0.408 ± 0.047	0.136	102	0.08
Cyanazine	µg/l	0.545 ± 0.0223	- ± -	0.0763	-	-
Dimethenamide	µg/l	0.933 ± 0.0354	0.963 ± 0.057	0.0924	103	0.25
Diuron	µg/l	0.541 ± 0.0313	0.521 ± 0.106	0.0703	96.3	-0.09
Metolachlor	µg/l	0.296 ± 0.00727	0.304 ± 0.013	0.0444	103	0.28
N,N-Dimethylsulfamide (DMS)	µg/l	0.514 ± 0.0272	- ± -	0.0771	-	-
Nicosulfurone	µg/l	0.177* ± 0.0155	0.293 ± 0.048	-	-	-
Prometryn	µg/l	0.707 ± 0.0368	- ± -	0.0919	-	-
Propazine	µg/l	0.957 ± 0.0289	0.959 ± 0.089	0.124	100	0.01
Sebuthylazine	µg/l	0.269 ± 0.00748	0.268 ± 0.031	0.025	99.6	-0.02
Simazine	µg/l	0.215 ± 0.00823	0.209 ± 0.017	0.0236	97.4	-0.16
Terbuthylazine	µg/l	0.354 ± 0.0123	0.361 ± 0.042	0.039	102	0.08
Terbuthylazine-desethyl	µg/l	0.248 ± 0.00902	0.222 ± 0.009	0.0273	89.5	-1.30
Terbutryn	µg/l	1.23 ± 0.0554	- ± -	0.123	-	-

*no evaluation possible, for details please see the respective report



E9. Methodenübersicht / Overview of methods

LabCode	Sample	2,6-Dichlorobenzamide	Alachlor	Atrazine	Atrazine-desethyl
LC0001	H109A	LC-MS/MS direct; DIN 38407-36	LC-MS/MS; DIN 38407-35	LC-MS/MS direct; DIN 38407-36	LC-MS/MS direct; DIN 38407-36
LC0002	H109A	LC-MS direct;		LC-MS direct;	LC-MS direct;
LC0003	H109A	LC-MS/MS direct; DIN 38407-36	LC-MS/MS direct; DIN 38407-36	LC-MS/MS direct; DIN 38407-36	LC-MS/MS direct; DIN 38407-36
LC0004	H109A		LC-MS/MS direct; DIN 38407-36	LC-MS/MS direct; DIN 38407-36	LC-MS/MS direct; DIN 38407-36
LC0005	H109A	LC-MS/MS direct;		LC-MS/MS direct;	
LC0006	H109A	LC-MS/MS direct; DIN 38407-36			
LC0007	H109A	LC (UV-detection); EN ISO 11369		LC (UV-detection); EN ISO 11369	LC (UV-detection); EN ISO 11369
LC0008	H109A		GC-MS; EN 16693	GC-MS; EN 16693	GC-MS; EN 16693
LC0009	H109A	LC (UV-detection); EN ISO 11369	LC (UV-detection); EN ISO 11369	LC (UV-detection); EN ISO 11369	LC (UV-detection); EN ISO 11369
LC0010	H109A	LC-MS/MS;	LC-MS/MS;	LC-MS/MS;	LC-MS/MS;
LC0011	H109A	GC; EN ISO 10695	GC; EN ISO 10695	GC; EN ISO 10695	GC; EN ISO 10695
LC0012	H109A				
LC0013	H109A	LC-MS/MS direct; DIN 38407-36	LC-MS/MS direct; DIN 38407-36	LC-MS/MS direct; DIN 38407-36	LC-MS/MS direct; DIN 38407-36
LC0014	H109A	LC-MS/MS;		LC-MS/MS;	LC-MS/MS;
LC0015	H109A	GC-MS; (Screening)		GC-MS; (Screening)	GC-MS; (Screening)
LC0016	H109A	LC-MS/MS direct; DIN 38407-36	LC-MS/MS direct; DIN 38407-36	LC-MS/MS direct; DIN 38407-36	LC-MS/MS direct; DIN 38407-36
LC0017	H109A	LC-MS/MS;	LC-MS/MS;	LC-MS/MS;	LC-MS/MS;
LC0018	H109A	;	LC-MS/MS; (house method)	LC-MS/MS; (house method)	LC-MS/MS; (house method)
LC0019	H109A	LC-MS/MS;		LC-MS/MS;	LC-MS/MS;
LC0020	H109A	house method;		house method;	house method;
LC0021	H109A	LC-MS/MS direct; DIN 38407-36	LC-MS/MS direct; DIN 38407-36	LC-MS/MS direct; DIN 38407-36	LC-MS/MS direct; DIN 38407-36
LC0022	H109A				
LC0023	H109A	LC-MS/MS direct; DIN 38407-36	LC-MS/MS direct; DIN 38407-36	GC; EN ISO 10695	LC-MS/MS direct; DIN 38407-36
LC0024	H109A	LC-MS/MS; (house method)		LC-MS/MS; (house method)	LC-MS/MS; (house method)
LC0025	H109A		LC-MS/MS;	LC-MS/MS;	LC-MS/MS;
LC0026	H109A	LC-MS/MS direct; DIN 38407-36		LC-MS/MS direct; DIN 38407-36	LC-MS/MS direct; DIN 38407-36

LabCode	Sample	Terbuthylazine-desethyl	Atrazine-desisopropyl	Bromacil	Cyanazine
LC0001	H109A	LC-MS/MS direct; DIN 38407-36	LC-MS/MS direct; DIN 38407-36	LC-MS/MS direct; DIN 38407-36	
LC0002	H109A		LC-MS direct;	LC-MS direct;	LC-MS direct;
LC0003	H109A	LC-MS/MS direct; DIN 38407-36	LC-MS/MS direct; DIN 38407-36	LC-MS/MS direct; DIN 38407-36	LC-MS/MS direct; DIN 38407-36
LC0004	H109A	LC-MS/MS direct; DIN 38407-36	LC-MS/MS direct; DIN 38407-36		LC-MS/MS direct; DIN 38407-36
LC0005	H109A	LC-MS/MS direct;			
LC0006	H109A				
LC0007	H109A	LC (UV-detection); EN ISO 11369	LC (UV-detection); EN ISO 11369		
LC0008	H109A		GC-MS; EN 16693	LC-MS/MS; DIN 38407-35	GC-MS; EN 16693
LC0009	H109A	LC (UV-detection); EN ISO 11369	LC (UV-detection); EN ISO 11369	LC-MS/MS direct; DIN 38407-36	LC (UV-detection); EN ISO 11369
LC0010	H109A	LC-MS/MS;	LC-MS/MS;	LC-MS/MS;	LC-MS/MS;
LC0011	H109A	GC; EN ISO 10695	GC; EN ISO 10695		
LC0012	H109A				
LC0013	H109A	LC-MS/MS direct; DIN 38407-36	LC-MS/MS direct; DIN 38407-36	LC-MS/MS direct; DIN 38407-36	
LC0014	H109A	LC-MS/MS;	LC-MS/MS;		LC-MS/MS;
LC0015	H109A				
LC0016	H109A	LC-MS/MS direct; DIN 38407-36	LC-MS/MS direct; DIN 38407-36	LC-MS/MS direct; DIN 38407-36	LC-MS/MS direct; DIN 38407-36
LC0017	H109A	LC-MS/MS;	LC-MS/MS;	LC-MS/MS;	LC-MS/MS;
LC0018	H109A	LC-MS/MS; (house method)	;	LC-MS/MS; (house method)	LC-MS/MS; (house method)
LC0019	H109A	LC-MS/MS;	LC-MS/MS;		LC-MS/MS;
LC0020	H109A	house method;	house method;		house method;
LC0021	H109A	LC-MS/MS direct; DIN 38407-36	LC-MS/MS direct; DIN 38407-36		LC-MS/MS direct; DIN 38407-36
LC0022	H109A				
LC0023	H109A	GC; EN ISO 10695	GC; EN ISO 10695	LC-MS/MS direct; DIN 38407-36	GC; EN ISO 10695
LC0024	H109A	LC-MS/MS; (house method)	LC-MS/MS; (house method)		
LC0025	H109A	LC-MS/MS;	LC-MS/MS;	LC-MS/MS;	LC-MS/MS;
LC0026	H109A	LC-MS/MS direct; DIN 38407-36	LC-MS/MS direct; DIN 38407-36	LC-MS/MS direct; DIN 38407-36	

LabCode	Sample	Diuron	Metolachlor	Prometryn	Propazine
LC0001	H109A	LC-MS/MS direct; DIN 38407-36	LC-MS/MS direct; DIN 38407-36		LC-MS/MS direct; DIN 38407-36
LC0002	H109A	LC-MS direct;	LC-MS direct;	LC-MS direct;	LC-MS direct;
LC0003	H109A	LC-MS/MS direct; DIN 38407-36	LC-MS/MS direct; DIN 38407-36	LC-MS/MS direct; DIN 38407-36	LC-MS/MS direct; DIN 38407-36
LC0004	H109A	LC-MS/MS direct; DIN 38407-36	LC-MS/MS direct; DIN 38407-36	LC-MS/MS direct; DIN 38407-36	LC-MS/MS direct; DIN 38407-36
LC0005	H109A	LC-MS/MS direct;	LC-MS/MS direct;		
LC0006	H109A				
LC0007	H109A	LC (UV-detection); EN ISO 11369	LC-MS/MS;		LC (UV-detection); EN ISO 11369
LC0008	H109A			GC-MS; EN 16693	GC-MS; EN 16693
LC0009	H109A	LC-MS/MS direct; DIN 38407-36	LC (UV-detection); EN ISO 11369	LC (UV-detection); EN ISO 11369	LC (UV-detection); EN ISO 11369
LC0010	H109A	LC-MS/MS;	LC-MS/MS;	LC-MS/MS;	LC-MS/MS;
LC0011	H109A	LC-MS;	GC; EN ISO 10695	GC; EN ISO 10695	GC; EN ISO 10695
LC0012	H109A				
LC0013	H109A	LC-MS/MS direct; DIN 38407-36	LC-MS/MS direct; DIN 38407-36	LC-MS/MS direct; DIN 38407-36	LC-MS/MS direct; DIN 38407-36
LC0014	H109A	LC-MS/MS;	LC-MS/MS;	LC-MS/MS;	LC-MS/MS;
LC0015	H109A	LC-MS/MS direct;	GC-MS; (Screening)		
LC0016	H109A	LC-MS/MS direct; DIN 38407-36	LC-MS/MS direct; DIN 38407-36	LC-MS/MS direct; DIN 38407-36	LC-MS/MS direct; DIN 38407-36
LC0017	H109A	LC-MS/MS;	LC-MS/MS;	LC-MS/MS;	LC-MS/MS;
LC0018	H109A	LC-MS/MS; (house method)	LC-MS/MS; (house method)	LC-MS/MS; (house method)	LC-MS/MS; (house method)
LC0019	H109A	LC-MS/MS;		LC-MS/MS;	
LC0020	H109A	house method;	house method;		house method;
LC0021	H109A	LC-MS/MS direct; DIN 38407-36	LC-MS/MS direct; DIN 38407-36	LC-MS/MS direct; DIN 38407-36	LC-MS/MS direct; DIN 38407-36
LC0022	H109A				
LC0023	H109A	LC-MS/MS direct; DIN 38407-36	GC; EN ISO 10695	LC-MS/MS direct; DIN 38407-36	GC; EN ISO 10695
LC0024	H109A	LC-MS/MS; (house method)	LC-MS/MS; (house method)		LC-MS/MS; (house method)
LC0025	H109A	LC-MS/MS;	LC-MS/MS;	LC-MS/MS;	LC-MS/MS;
LC0026	H109A	LC-MS/MS direct; DIN 38407-36	LC-MS/MS direct; DIN 38407-36		LC-MS/MS direct; DIN 38407-36

LabCode	Sample	Sebuthylazine	Simazine	Terbuthylazine	Terbutryn
LC0001	H109A	LC-MS/MS direct; DIN 38407-36	LC-MS/MS direct; DIN 38407-36	LC-MS/MS direct; DIN 38407-36	
LC0002	H109A	LC-MS direct;	LC-MS direct;	LC-MS direct;	LC-MS direct;
LC0003	H109A	LC-MS/MS direct; DIN 38407-36	LC-MS/MS direct; DIN 38407-36	LC-MS/MS direct; DIN 38407-36	LC-MS/MS direct; DIN 38407-36
LC0004	H109A		LC-MS/MS direct; DIN 38407-36		
LC0005	H109A		LC-MS/MS direct;	LC-MS/MS direct;	LC-MS/MS direct;
LC0006	H109A				
LC0007	H109A	LC (UV-detection); EN ISO 11369	LC (UV-detection); EN ISO 11369	LC (UV-detection); EN ISO 11369	
LC0008	H109A	GC-MS; EN 16693	GC-MS; EN 16693	GC-MS; EN 16693	
LC0009	H109A	LC (UV-detection); EN ISO 11369	LC (UV-detection); EN ISO 11369	LC (UV-detection); EN ISO 11369	LC (UV-detection); EN ISO 11369
LC0010	H109A		LC-MS/MS;	LC-MS/MS;	LC-MS/MS;
LC0011	H109A	GC; EN ISO 10695	GC; EN ISO 10695	GC; EN ISO 10695	GC; EN ISO 10695
LC0012	H109A				
LC0013	H109A		LC-MS/MS direct; DIN 38407-36	LC-MS/MS direct; DIN 38407-36	LC-MS/MS direct; DIN 38407-36
LC0014	H109A		LC-MS/MS;	LC-MS/MS;	LC-MS/MS;
LC0015	H109A		GC-MS; (Screening)	GC-MS; (Screening)	GC-MS; (Screening)
LC0016	H109A	LC-MS/MS direct; DIN 38407-36	LC-MS/MS direct; DIN 38407-36	LC-MS/MS direct; DIN 38407-36	LC-MS/MS direct; DIN 38407-36
LC0017	H109A		LC-MS/MS;	LC-MS/MS;	LC-MS/MS;
LC0018	H109A	LC-MS/MS; (house method)	LC-MS/MS; (house method)	LC-MS/MS; (house method)	LC-MS/MS; (house method)
LC0019	H109A		LC-MS/MS;	LC-MS/MS;	GC-MS/MS;
LC0020	H109A		house method;	house method;	house method;
LC0021	H109A	LC-MS/MS direct; DIN 38407-36	LC-MS/MS direct; DIN 38407-36	LC-MS/MS direct; DIN 38407-36	LC-MS/MS direct; DIN 38407-36
LC0022	H109A	LC (UV-detection); EN ISO 11369	LC (UV-detection); EN ISO 11369	LC (UV-detection); EN ISO 11369	
LC0023	H109A	GC; EN ISO 10695	GC; EN ISO 10695	GC; EN ISO 10695	LC-MS/MS direct; DIN 38407-36
LC0024	H109A		LC-MS/MS; (house method)	LC-MS/MS; (house method)	LC-MS/MS; (house method)
LC0025	H109A	LC-MS/MS;	LC-MS/MS;	LC-MS/MS;	LC-MS/MS;
LC0026	H109A	LC-MS/MS direct; DIN 38407-36	LC-MS/MS direct; DIN 38407-36	LC-MS/MS direct; DIN 38407-36	

LabCode	Sample	Chloridazon	Chloridazon-desphenyl	Chloridazon-methyl-desphenyl	Atrazine-desethyl-desisopropyl
LC0001	H109A	LC-MS/MS; DIN 38407-35	LC-MS/MS; DIN 38407-35	LC-MS/MS direct; DIN 38407-36	LC-MS/MS; DIN 38407-35
LC0002	H109A	LC-MS direct;	LC-MS direct;	LC-MS direct;	
LC0003	H109A				
LC0004	H109A	LC-MS/MS direct; DIN 38407-36	LC-MS/MS direct; DIN 38407-36	LC-MS/MS direct; DIN 38407-36	
LC0005	H109A	LC-MS/MS direct;	LC-MS/MS direct;	LC-MS/MS direct;	
LC0006	H109A				
LC0007	H109A	LC-MS/MS;			
LC0008	H109A	LC-MS/MS; DIN 38407-35			GC-MS; EN 16693
LC0009	H109A	LC-MS/MS direct; DIN 38407-36			
LC0010	H109A	LC-MS/MS;	LC-MS/MS;	LC-MS/MS;	LC-MS/MS;
LC0011	H109A				
LC0012	H109A				
LC0013	H109A	LC-MS/MS direct; DIN 38407-36	LC-MS/MS direct; DIN 38407-36	LC-MS/MS direct; DIN 38407-36	
LC0014	H109A	LC-MS/MS;			
LC0015	H109A	LC-MS/MS direct;		GC-MS; (Screening)	
LC0016	H109A	LC-MS/MS direct; DIN 38407-36	LC-MS/MS direct; DIN 38407-36	LC-MS/MS direct; DIN 38407-36	LC-MS/MS direct; DIN 38407-36
LC0017	H109A	LC-MS/MS;	LC-MS/MS;	LC-MS/MS;	
LC0018	H109A	LC-MS/MS; (house method)	;	;	;
LC0019	H109A	LC-MS/MS;	LC-MS/MS;	LC-MS/MS;	LC-MS/MS;
LC0020	H109A	house method;	house method;	house method;	house method;
LC0021	H109A				
LC0022	H109A				
LC0023	H109A	LC-MS/MS direct; DIN 38407-36	LC-MS/MS direct; DIN 38407-36	LC-MS/MS direct; DIN 38407-36	LC-MS/MS direct; DIN 38407-36
LC0024	H109A	LC-MS/MS; (house method)	LC-MS/MS; (house method)	LC-MS/MS; (house method)	
LC0025	H109A	LC-MS/MS;	LC-MS/MS;	LC-MS/MS;	
LC0026	H109A	LC-MS/MS direct; DIN 38407-36	LC-MS/MS direct; DIN 38407-36		LC-MS/MS direct; DIN 38407-36

LabCode	Sample	Nicosulfurone	Clopyralid	Dimethenamide	N,N-Dimethylsulfamide (DMS)
LC0001	H109A	LC-MS/MS direct; DIN 38407-36	LC-MS/MS; DIN 38407-35	LC-MS/MS direct; DIN 38407-36	LC-MS/MS; DIN 38407-35
LC0002	H109A			LC-MS direct;	LC-MS direct;
LC0003	H109A	LC-MS/MS direct; DIN 38407-36		LC-MS/MS direct; DIN 38407-36	
LC0004	H109A	LC-MS/MS direct; DIN 38407-36		LC-MS/MS direct; DIN 38407-36	
LC0005	H109A	LC-MS/MS direct;		LC-MS/MS direct;	LC-MS/MS direct;
LC0006	H109A				
LC0007	H109A				
LC0008	H109A		LC-MS/MS; DIN 38407-35		
LC0009	H109A	LC-MS/MS direct; DIN 38407-36	LC-MS/MS direct; DIN 38407-36	LC-MS/MS direct; DIN 38407-36	
LC0010	H109A			LC-MS/MS;	
LC0011	H109A				
LC0012	H109A				
LC0013	H109A			LC-MS/MS direct; DIN 38407-36	LC-MS/MS direct; DIN 38407-36
LC0014	H109A				
LC0015	H109A				
LC0016	H109A	LC-MS/MS direct; DIN 38407-36	LC-MS/MS; DIN 38407-35	LC-MS/MS direct; DIN 38407-36	LC-MS/MS direct; DIN 38407-36
LC0017	H109A	LC-MS/MS;			
LC0018	H109A	LC-MS/MS; (house method)	;	LC-MS/MS; (house method)	;
LC0019	H109A				LC-MS/MS;
LC0020	H109A	house method;	house method;	house method;	house method;
LC0021	H109A				
LC0022	H109A				
LC0023	H109A		LC-MS/MS direct; DIN 38407-36	LC-MS/MS direct; DIN 38407-36	LC-MS/MS direct; DIN 38407-36
LC0024	H109A				LC-MS/MS; (house method)
LC0025	H109A	LC-MS/MS;		LC-MS/MS;	
LC0026	H109A	LC-MS/MS direct; DIN 38407-36	LC-MS/MS direct; DIN 38407-36	LC-MS/MS direct; DIN 38407-36	

LabCode	Sample	2,6-Dichlorobenzamide	Alachlor	Atrazine	Atrazine-desethyl
LC0001	H109B	LC-MS/MS direct; DIN 38407-36	LC-MS/MS; DIN 38407-35	LC-MS/MS direct; DIN 38407-36	LC-MS/MS direct; DIN 38407-36
LC0002	H109B	LC-MS direct;		LC-MS direct;	LC-MS direct;
LC0003	H109B	LC-MS/MS direct; DIN 38407-36	LC-MS/MS direct; DIN 38407-36	LC-MS/MS direct; DIN 38407-36	LC-MS/MS direct; DIN 38407-36
LC0004	H109B		LC-MS/MS direct; DIN 38407-36	LC-MS/MS direct; DIN 38407-36	LC-MS/MS direct; DIN 38407-36
LC0005	H109B	LC-MS/MS direct;		LC-MS/MS direct;	
LC0006	H109B				
LC0007	H109B	LC (UV-detection); EN ISO 11369		LC (UV-detection); EN ISO 11369	LC (UV-detection); EN ISO 11369
LC0008	H109B		GC-MS; EN 16693	GC-MS; EN 16693	GC-MS; EN 16693
LC0009	H109B	LC (UV-detection); EN ISO 11369	LC (UV-detection); EN ISO 11369	LC (UV-detection); EN ISO 11369	LC (UV-detection); EN ISO 11369
LC0010	H109B	LC-MS/MS;	LC-MS/MS;	LC-MS/MS;	LC-MS/MS;
LC0011	H109B	GC; EN ISO 10695	GC; EN ISO 10695	GC; EN ISO 10695	GC; EN ISO 10695
LC0012	H109B				
LC0013	H109B	LC-MS/MS direct; DIN 38407-36	LC-MS/MS direct; DIN 38407-36	LC-MS/MS direct; DIN 38407-36	LC-MS/MS direct; DIN 38407-36
LC0014	H109B	LC-MS/MS;		LC-MS/MS;	LC-MS/MS;
LC0015	H109B	GC-MS; (Screening)		GC-MS; (Screening)	GC-MS; (Screening)
LC0016	H109B	LC-MS/MS direct; DIN 38407-36	LC-MS/MS direct; DIN 38407-36	LC-MS/MS direct; DIN 38407-36	LC-MS/MS direct; DIN 38407-36
LC0017	H109B	LC-MS/MS;	LC-MS/MS;	LC-MS/MS;	LC-MS/MS;
LC0018	H109B	;	LC-MS/MS; (house method)	LC-MS/MS; (house method)	LC-MS/MS; (house method)
LC0019	H109B	LC-MS/MS;		LC-MS/MS;	LC-MS/MS;
LC0020	H109B	house method;		house method;	house method;
LC0021	H109B	LC-MS/MS direct; DIN 38407-36	LC-MS/MS direct; DIN 38407-36	LC-MS/MS direct; DIN 38407-36	LC-MS/MS direct; DIN 38407-36
LC0022	H109B				
LC0023	H109B	GC; EN ISO 10695	GC; EN ISO 10695	LC-MS/MS direct; DIN 38407-36	GC; EN ISO 10695
LC0024	H109B	LC-MS/MS; (house method)		LC-MS/MS; (house method)	LC-MS/MS; (house method)
LC0025	H109B		LC-MS/MS;	LC-MS/MS;	LC-MS/MS;
LC0026	H109B	LC-MS/MS direct; DIN 38407-36		LC-MS/MS direct; DIN 38407-36	LC-MS/MS direct; DIN 38407-36

LabCode	Sample	Terbuthylazine-desethyl	Atrazine-desisopropyl	Bromacil	Cyanazine
LC0001	H109B	LC-MS/MS direct; DIN 38407-36	LC-MS/MS direct; DIN 38407-36	LC-MS/MS direct; DIN 38407-36	
LC0002	H109B		LC-MS direct;	LC-MS direct;	LC-MS direct;
LC0003	H109B	LC-MS/MS direct; DIN 38407-36	LC-MS/MS direct; DIN 38407-36	LC-MS/MS direct; DIN 38407-36	LC-MS/MS direct; DIN 38407-36
LC0004	H109B	LC-MS/MS direct; DIN 38407-36	LC-MS/MS direct; DIN 38407-36		LC-MS/MS direct; DIN 38407-36
LC0005	H109B	LC-MS/MS direct;			
LC0006	H109B				
LC0007	H109B	LC (UV-detection); EN ISO 11369	LC (UV-detection); EN ISO 11369		
LC0008	H109B		GC-MS; EN 16693	LC-MS/MS; DIN 38407-35	GC-MS; EN 16693
LC0009	H109B	LC (UV-detection); EN ISO 11369	LC (UV-detection); EN ISO 11369	LC-MS/MS direct; DIN 38407-36	LC (UV-detection); EN ISO 11369
LC0010	H109B	LC-MS/MS;	LC-MS/MS;	LC-MS/MS;	LC-MS/MS;
LC0011	H109B	GC; EN ISO 10695	GC; EN ISO 10695		
LC0012	H109B				
LC0013	H109B	LC-MS/MS direct; DIN 38407-36	LC-MS/MS direct; DIN 38407-36	LC-MS/MS direct; DIN 38407-36	
LC0014	H109B	LC-MS/MS;	LC-MS/MS;		LC-MS/MS;
LC0015	H109B				
LC0016	H109B	LC-MS/MS direct; DIN 38407-36	LC-MS/MS direct; DIN 38407-36	LC-MS/MS direct; DIN 38407-36	LC-MS/MS direct; DIN 38407-36
LC0017	H109B	LC-MS/MS;	LC-MS/MS;	LC-MS/MS;	LC-MS/MS;
LC0018	H109B	LC-MS/MS; (house method)	;	LC-MS/MS; (house method)	LC-MS/MS; (house method)
LC0019	H109B	LC-MS/MS;	LC-MS/MS;		LC-MS/MS;
LC0020	H109B	house method;	house method;		house method;
LC0021	H109B	LC-MS/MS direct; DIN 38407-36	LC-MS/MS direct; DIN 38407-36		LC-MS/MS direct; DIN 38407-36
LC0022	H109B				
LC0023	H109B	GC; EN ISO 10695	GC; EN ISO 10695	LC-MS/MS direct; DIN 38407-36	GC; EN ISO 10695
LC0024	H109B	LC-MS/MS; (house method)	LC-MS/MS; (house method)		
LC0025	H109B	LC-MS/MS;	LC-MS/MS;	LC-MS/MS;	LC-MS/MS;
LC0026	H109B	LC-MS/MS direct; DIN 38407-36	LC-MS/MS direct; DIN 38407-36	LC-MS/MS direct; DIN 38407-36	

LabCode	Sample	Sebuthylazine	Simazine	Terbuthylazine	Terbutryn
LC0001	H109B	LC-MS/MS direct; DIN 38407-36	LC-MS/MS direct; DIN 38407-36	LC-MS/MS direct; DIN 38407-36	
LC0002	H109B	LC-MS direct;	LC-MS direct;	LC-MS direct;	LC-MS direct;
LC0003	H109B	LC-MS/MS direct; DIN 38407-36	LC-MS/MS direct; DIN 38407-36	LC-MS/MS direct; DIN 38407-36	LC-MS/MS direct; DIN 38407-36
LC0004	H109B		LC-MS/MS direct; DIN 38407-36		
LC0005	H109B		LC-MS/MS direct;	LC-MS/MS direct;	LC-MS/MS direct;
LC0006	H109B				
LC0007	H109B	LC (UV-detection); EN ISO 11369	LC (UV-detection); EN ISO 11369	LC (UV-detection); EN ISO 11369	
LC0008	H109B	GC-MS; EN 16693	GC-MS; EN 16693	GC-MS; EN 16693	
LC0009	H109B	LC (UV-detection); EN ISO 11369	LC (UV-detection); EN ISO 11369	LC (UV-detection); EN ISO 11369	LC (UV-detection); EN ISO 11369
LC0010	H109B		LC-MS/MS;	LC-MS/MS;	LC-MS/MS;
LC0011	H109B	GC; EN ISO 10695	GC; EN ISO 10695	GC; EN ISO 10695	GC; EN ISO 10695
LC0012	H109B				
LC0013	H109B		LC-MS/MS direct; DIN 38407-36	LC-MS/MS direct; DIN 38407-36	LC-MS/MS direct; DIN 38407-36
LC0014	H109B		LC-MS/MS;	LC-MS/MS;	LC-MS/MS;
LC0015	H109B		GC-MS; (Screening)	GC-MS; (Screening)	GC-MS; (Screening)
LC0016	H109B	LC-MS/MS direct; DIN 38407-36	LC-MS/MS direct; DIN 38407-36	LC-MS/MS direct; DIN 38407-36	LC-MS/MS direct; DIN 38407-36
LC0017	H109B		LC-MS/MS;	LC-MS/MS;	LC-MS/MS;
LC0018	H109B	LC-MS/MS; (house method)	LC-MS/MS; (house method)	LC-MS/MS; (house method)	LC-MS/MS; (house method)
LC0019	H109B		LC-MS/MS;	LC-MS/MS;	GC-MS/MS;
LC0020	H109B		house method;	house method;	house method;
LC0021	H109B	LC-MS/MS direct; DIN 38407-36	LC-MS/MS direct; DIN 38407-36	LC-MS/MS direct; DIN 38407-36	LC-MS/MS direct; DIN 38407-36
LC0022	H109B	LC (UV-detection); EN ISO 11369	LC (UV-detection); EN ISO 11369	LC (UV-detection); EN ISO 11369	
LC0023	H109B	GC; EN ISO 10695	GC; EN ISO 10695	GC; EN ISO 10695	LC-MS/MS direct; DIN 38407-36
LC0024	H109B		LC-MS/MS; (house method)	LC-MS/MS; (house method)	LC-MS/MS; (house method)
LC0025	H109B	LC-MS/MS;	LC-MS/MS;	LC-MS/MS;	LC-MS/MS;
LC0026	H109B	LC-MS/MS direct; DIN 38407-36	LC-MS/MS direct; DIN 38407-36	LC-MS/MS direct; DIN 38407-47	

LabCode	Sample	Sebuthylazine	Simazine	Terbutylazine	Terbutryn
LC0001	H109B	LC-MS/MS direct; DIN 38407-36	LC-MS/MS direct; DIN 38407-36	LC-MS/MS direct; DIN 38407-36	
LC0002	H109B	LC-MS direct;	LC-MS direct;	LC-MS direct;	LC-MS direct;
LC0003	H109B	LC-MS/MS direct; DIN 38407-36	LC-MS/MS direct; DIN 38407-36	LC-MS/MS direct; DIN 38407-36	LC-MS/MS direct; DIN 38407-36
LC0004	H109B		LC-MS/MS direct; DIN 38407-36		
LC0005	H109B		LC-MS/MS direct;	LC-MS/MS direct;	LC-MS/MS direct;
LC0006	H109B				
LC0007	H109B	LC (UV-detection); EN ISO 11369	LC (UV-detection); EN ISO 11369	LC (UV-detection); EN ISO 11369	
LC0008	H109B	GC-MS; EN 16693	GC-MS; EN 16693	GC-MS; EN 16693	
LC0009	H109B	LC (UV-detection); EN ISO 11369	LC (UV-detection); EN ISO 11369	LC (UV-detection); EN ISO 11369	LC (UV-detection); EN ISO 11369
LC0010	H109B		LC-MS/MS;	LC-MS/MS;	LC-MS/MS;
LC0011	H109B	GC; EN ISO 10695	GC; EN ISO 10695	GC; EN ISO 10695	GC; EN ISO 10695
LC0012	H109B				
LC0013	H109B		LC-MS/MS direct; DIN 38407-36	LC-MS/MS direct; DIN 38407-36	LC-MS/MS direct; DIN 38407-36
LC0014	H109B		LC-MS/MS;	LC-MS/MS;	LC-MS/MS;
LC0015	H109B		GC-MS; (Screening)	GC-MS; (Screening)	GC-MS; (Screening)
LC0016	H109B	LC-MS/MS direct; DIN 38407-36	LC-MS/MS direct; DIN 38407-36	LC-MS/MS direct; DIN 38407-36	LC-MS/MS direct; DIN 38407-36
LC0017	H109B		LC-MS/MS;	LC-MS/MS;	LC-MS/MS;
LC0018	H109B	LC-MS/MS; (house method)	LC-MS/MS; (house method)	LC-MS/MS; (house method)	LC-MS/MS; (house method)
LC0019	H109B		LC-MS/MS;	LC-MS/MS;	GC-MS/MS;
LC0020	H109B		house method;	house method;	house method;
LC0021	H109B	LC-MS/MS direct; DIN 38407-36	LC-MS/MS direct; DIN 38407-36	LC-MS/MS direct; DIN 38407-36	LC-MS/MS direct; DIN 38407-36
LC0022	H109B	LC (UV-detection); EN ISO 11369	LC (UV-detection); EN ISO 11369	LC (UV-detection); EN ISO 11369	
LC0023	H109B	GC; EN ISO 10695	GC; EN ISO 10695	GC; EN ISO 10695	LC-MS/MS direct; DIN 38407-36
LC0024	H109B		LC-MS/MS; (house method)	LC-MS/MS; (house method)	LC-MS/MS; (house method)
LC0025	H109B	LC-MS/MS;	LC-MS/MS;	LC-MS/MS;	LC-MS/MS;
LC0026	H109B	LC-MS/MS direct; DIN 38407-36	LC-MS/MS direct; DIN 38407-36	LC-MS/MS direct; DIN 38407-36	

LabCode	Sample	Chloridazon	Chloridazon-desphenyl	Chloridazon-methyl-desphenyl	Atrazine-desethyl-desisopropyl
LC0001	H109B	LC-MS/MS; DIN 38407-35	LC-MS/MS; DIN 38407-35	LC-MS/MS direct; DIN 38407-36	LC-MS/MS; DIN 38407-35
LC0002	H109B	LC-MS direct;	LC-MS direct;	LC-MS direct;	
LC0003	H109B				
LC0004	H109B	LC-MS/MS direct; DIN 38407-36	LC-MS/MS direct; DIN 38407-36	LC-MS/MS direct; DIN 38407-36	
LC0005	H109B	LC-MS/MS direct;	LC-MS/MS direct;	LC-MS/MS direct;	
LC0006	H109B				
LC0007	H109B	LC-MS/MS;			
LC0008	H109B	LC-MS/MS; DIN 38407-35			GC-MS; EN 16693
LC0009	H109B	LC-MS/MS direct; DIN 38407-36			
LC0010	H109B	LC-MS/MS;	LC-MS/MS;	LC-MS/MS;	LC-MS/MS;
LC0011	H109B				
LC0012	H109B				
LC0013	H109B	LC-MS/MS direct; DIN 38407-36	LC-MS/MS direct; DIN 38407-36	LC-MS/MS direct; DIN 38407-36	
LC0014	H109B	LC-MS/MS;			
LC0015	H109B	LC-MS/MS direct;		GC-MS; (Screening)	
LC0016	H109B	LC-MS/MS direct; DIN 38407-36	LC-MS/MS direct; DIN 38407-36	LC-MS/MS direct; DIN 38407-36	LC-MS/MS direct; DIN 38407-36
LC0017	H109B	LC-MS/MS;	LC-MS/MS;	LC-MS/MS;	
LC0018	H109B	LC-MS/MS; (house method)	;	;	;
LC0019	H109B	LC-MS/MS;	LC-MS/MS;	LC-MS/MS;	
LC0020	H109B	house method;	house method;	house method;	house method;
LC0021	H109B				
LC0022	H109B				
LC0023	H109B	LC-MS/MS direct; DIN 38407-36	LC-MS/MS direct; DIN 38407-36	LC-MS/MS direct; DIN 38407-36	LC-MS/MS direct; DIN 38407-36
LC0024	H109B	LC-MS/MS; (house method)	LC-MS/MS; (house method)	LC-MS/MS; (house method)	
LC0025	H109B	LC-MS/MS;	LC-MS/MS;	LC-MS/MS;	
LC0026	H109B	LC-MS/MS direct; DIN 38407-36	LC-MS/MS direct; DIN 38407-36		LC-MS/MS direct; DIN 38407-36

LabCode	Sample	Nicosulfurone	Clopyralid	Dimethenamide	N,N-Dimethylsulfamide (DMS)
LC0001	H109B	LC-MS/MS direct; DIN 38407-36	LC-MS/MS; DIN 38407-35	LC-MS/MS direct; DIN 38407-36	LC-MS/MS; DIN 38407-35
LC0002	H109B			LC-MS direct;	LC-MS direct;
LC0003	H109B	LC-MS/MS direct; DIN 38407-36		LC-MS/MS direct; DIN 38407-36	
LC0004	H109B	LC-MS/MS direct; DIN 38407-36		LC-MS/MS direct; DIN 38407-36	
LC0005	H109B	LC-MS/MS direct;		LC-MS/MS direct;	LC-MS/MS direct;
LC0006	H109B				
LC0007	H109B				
LC0008	H109B		LC-MS/MS; DIN 38407-35		
LC0009	H109B	LC-MS/MS direct; DIN 38407-36	LC-MS/MS direct; DIN 38407-36	LC-MS/MS direct; DIN 38407-36	
LC0010	H109B			LC-MS/MS;	
LC0011	H109B				
LC0012	H109B				
LC0013	H109B			LC-MS/MS direct; DIN 38407-36	LC-MS/MS direct; DIN 38407-36
LC0014	H109B				
LC0015	H109B				
LC0016	H109B	LC-MS/MS direct; DIN 38407-36	LC-MS/MS; DIN 38407-35	LC-MS/MS direct; DIN 38407-36	LC-MS/MS direct; DIN 38407-36
LC0017	H109B	LC-MS/MS;			
LC0018	H109B	LC-MS/MS; (house method)	;	LC-MS/MS; (house method)	;
LC0019	H109B				LC-MS/MS;
LC0020	H109B	house method;	house method;	house method;	house method;
LC0021	H109B				
LC0022	H109B				
LC0023	H109B		LC-MS/MS direct; DIN 38407-36	LC-MS/MS direct; DIN 38407-36	LC-MS/MS direct; DIN 38407-36
LC0024	H109B				LC-MS/MS; (house method)
LC0025	H109B	LC-MS/MS;		LC-MS/MS;	
LC0026	H109B	LC-MS/MS direct; DIN 38407-36	LC-MS/MS direct; DIN 38407-36	LC-MS/MS direct; DIN 38407-36	