

Proficiency Testing Scheme für die Wasseranalytik - Realproben H115 Herbizide/Pestizide

Proficiency Testing Scheme for Water Analysis - natural water samples H115 Herbicides/Pesticides

BERICHT / REPORT

Probenversand / Sample dispatch: 21.02.2023

Ausgabe/Edition 1: 04.04.2023

Dieser Report umfasst 363 Seiten.
This report comprises 363 pages.

Durchführung gemäß Verfahren VA_1005_PT_CA (2021-01-25).
In accordance with the procedure VA_1005_PT_CA (2021-01-25).



Anbieter der Eignungsprüfung / Provider of the proficiency test:

Anschrift / Address: Umweltbundesamt GmbH
Spittelauer Lände 5
1090 Vienna/Austria

E-Mail: ringversuche@umweltbundesamt.at

Tel: +43 (0) 1 31304 4334

Website deutsch: www.umweltbundesamt.at/ringversuche
www.ifatest.at

Website english: <https://www.umweltbundesamt.at/en/proficiency-testing>
www.ifatest.eu

Koordination und technische Leitung Eignungsprüfungen / coordinator and technical management:

Dipl.-Ing. Monika Denner

Verantwortlich für die Durchführung der Eignungsprüfungsrunde / Responsible for the implementation of this proficiency test:

Dipl.-Ing. Johannes Urteil, Martha Schmid MSc unter Mitarbeit Mag. Vito Satrapa
Tel.: +43 (0) 1 31304 4334

Verantwortlich für die Freigabe des Berichts / Responsible for authorizing the report:

Dipl.-Ing. Monika Denner

Leitung Eignungsprüfungen für den Bereich chemische Analytik / Management for proficiency tests for chemical analysis

Inhaltsverzeichnis / Table of Contents

D1. Beschreibung des Ringversuchs.....	5
D1.1. Ausgestaltung und Durchführung	5
D1.2. Beschreibung der Prüfgegenstände	5
D1.3. Anweisungen für die Teilnehmenden.....	6
D1.4. Kontrollanalytik zur Bewertung der Homogenität	6
D1.5. Trendtest zur Bewertung der Stabilität.....	6
D1.6. Ermittlung des zugewiesenen Wertes.....	7
D2. Kriterien der Leistungsbewertung	8
D2.1. Leistungskriterium z-Score.....	8
D2.2. Leistungskriterium E _n -Score	8
D2.3. Leistungsbewertung z-Score und E _n -Score.....	9
D3. Darstellung und Interpretation der Messergebnisse.....	9
D4. Anmerkungen zur Auswertung.....	10
D5. Erläuterung zu Tabellen und Grafiken	11
D5.1. Angaben und Abkürzungen in Tabellen.....	11
D5.2. Graphische Darstellung der Ergebnisse	14
D6. Zusammenfassung	17
D6.1. Tabelle der zugewiesenen Werte	17
D6.2. Zusammenfassung der ausreißerbereinigten Ringversuchsergebnisse ..	18
E1. Description of the proficiency test	20
E1.1. Design and implementation	20
E1.2. Description of the proficiency test items	20
E1.3. Instructions for the participants.....	20
E1.4. Control testing for homogeneity evaluation.....	21
E1.5. Trend test for stability evaluation	21
E1.6. Determination of the assigned values.....	22
E2. Criteria of performance evaluation	23
E2.1. Performance criterion z-Score	23
E2.2. Performance criterion E _n -Score	23
E2.3. Performance evaluation z-Score and E _n -Score	24
E3. Representation and interpretation of measurement results.....	24
E4. Explanatory notes	25

E5. Annotations on tables and charts	26
E5.1. Information and abbreviations in tables	26
E5.2. Graphical presentation of results	28
E6. Summary	31
E6.1. Table of assigned values	31
E6.2. Summary of results, after removal of outliers.....	32
E7. Parameterorientierte Auswertung / Parameter oriented report.....	34
E8. Labororientierte Auswertung / Laboratory oriented report.....	225
E9. Methodenübersicht / Overview of methods	352

D1. Beschreibung des Ringversuchs

D1.1. Ausgestaltung und Durchführung

- Anzahl der Anmeldungen: 21
- Anzahl der übermittelten Datensätze: 21
- Probenversand: 21.02.2023
- Einsendeschluss der Daten: 28.03.2023

Die Ergebnisabgabe erfolgte auf elektronischem Weg mittels passwortgeschützter Online-Dateneingabe. Beim Abschluss der Dateneingabe bestätigten die Teilnehmenden die vollständige und korrekte Eingabe aller Daten und die Freigabe der Ergebnisse zur Auswertung.

Zur Anonymisierung der Ergebnisse wurde jedem Labor willkürlich ein Laborcode zugeteilt.

D1.2. Beschreibung der Prüfgegenstände

Die Probenahme von Grundwasser und Oberflächenwasser erfolgte am 16.02.2023. Das Probenmaterial umfasste:

- 1 Probe Grundwasser (H115 A)
- 1 Probe Oberflächenwasser (H115 B)

Alle Proben wurden bis zur weiteren Verarbeitung gekühlt gelagert (4 +/- 3°C).

Das Abfüllen der Proben erfolgte nach Filtration (40 µm) unter ständigem Rühren (Rührkessel). Die o.a. Proben wurden zusätzlich mit einzelnen Substanzen im Rührkessel dotiert. Die Stabilisierung erfolgte durch Kühlung.

Die homogenen Prüfgegenstände wurden am 21.02.2023 verschickt.

Jedes teilnehmende Labor erhielt:

- 2 Proben zu je 600 ml, abgefüllt in 2 x 300 ml Aluminium-Flaschen oder
- 2 Proben zu je 2000 ml, abgefüllt in 2 x 1000 ml Aluminium-Flaschen oder
- 2 Proben zu je 4000 ml, abgefüllt in 4 x 1000 ml Aluminium-Flaschen

D1.3. Anweisungen für die Teilnehmenden

Aus Stabilitätsgründen wurde empfohlen bis spätestens 01.03.2023 mit den Analysen zu beginnen.

Den Teilnehmenden stand die Wahl der Analysenmethode bzw. der verwendeten Norm frei, welche mit ihrem Routineverfahren übereinstimmen sollte. Eine Übersicht der angewendeten Methoden findet sich unter E9.

D1.4. Kontrollanalytik zur Bewertung der Homogenität

Im Zuge der Abfüllung wurden zu willkürlichen Zeitpunkten mehrere Aliquote pro Probe zur Kontrollanalytik entnommen.

Es wurden für die A- bzw. B-Probe jeweils n=5 Kontrollproben sowie n=1 undotierte Realprobe dem Labor zur Analyse übergeben.

Alle Parameter wurden in der Prüfstelle am Umweltbundesamt (Prüfstelle für Umwelt-, GVO- & Treibstoffanalytik) zeitnah zum Probenversand analysiert.

Im Zuge der Auswertung wurde die relative Standardabweichung zwischen den Kontrollprobenabfüllungen bewertet und mit der Vergleichsstandardabweichung beim aktuellen Ringversuch verglichen.

Die Ergebnisse der Kontrollanalytik sind in der parameterorientierten Auswertung (E7) in Form von Mittelwerten \pm Messunsicherheit als Kontrollwert (control test value) \pm U gelistet (jeweils angegeben als erweiterte Messunsicherheit, k=2).

D1.5. Trendtest zur Bewertung der Stabilität

Die Bewertung der Stabilität der Prüfgegenstände (Realproben) erfolgte auf Basis der Datenstatistik aus den vergangenen Runden für Realproben im Zeitraum 2013 bis 2021.

Um die ausreichende Stabilität der Prüfgegenstände der aktuellen Eignungsprüfungsrunde bis zum Abgabetermin zu überprüfen, wurde die Darstellung der Ergebnisse der Teilnehmenden nach Analysendatum ausgewertet und auf systematische Trends geprüft (unauffällig). Durch Darstellung der Ergebnisse der Teilnehmenden nach Abfüllreihenfolge wurde auf das Vorliegen möglicher systematischer Trends der Ergebnisse geprüft (unauffällig).

Aufgrund der bisherigen Erfahrungen und aufgrund der Bewertungsgrundlagen der aktuellen Eignungsprüfungsrunde gilt die Stabilität der Prüfgegenstände im empfohlenen Zeitraum für die Analyse bis zum Abgabeschluss als gewährleistet.

D1.6. Ermittlung des zugewiesenen Wertes

Die Ergebnisse der Analysen mussten spätestens bis zum 28.03.2023 beim Veranstalter vorliegen. Später eingehende Werte wurden nicht berücksichtigt.

Im Zuge der Plausibilitätsprüfung der Daten (z.B. Check korrekte Einheiten, Messunsicherheitsangabe, ...) wurden die Teilnehmenden mit auffälligen Ergebnissen zum erneuten Datencheck der Eingabe und um Rückmeldung binnen 24 h aufgefordert.

Nach Abschluss der Plausibilitätsprüfung, wurde der Ausreißertest nach Hampel durchgeführt und die Ausreißer ermittelt. Die von diesem Test auffällig eingestuft Werte wurden in der Auswertung gekennzeichnet („H“). In begründeten Fällen, z.B. wenn der Ausreißertest nach Hampel nicht anwendbar ist (z.B. Ergebnisse liegen sehr eng beieinander oder überwiegend selber Zahlenwert bzw. bei wenig abgegebenen Daten mit sehr hoher Streuung), kann eine Ausreißereliminierung nach weiteren Kriterien erfolgen (z.B. Dean- und Dixon Test bzw. manuelle Ausreißerdefinition aufgrund Expertenbefund). Diese Vorgangsweise wird nach Anwendung unter Punkt D4 des Berichts dokumentiert.

Die weitere Auswertung erfolgte gemäß ISO 5725-2. Eine statistische Auswertung der Ringversuchsdaten erfolgte erst ab zumindest 6 gültigen, numerischen Ergebnissen pro Parameter. Ergebnisse kleiner Bestimmungs- oder Nachweisgrenze wurden bei den Berechnungen nicht berücksichtigt.

Der zugewiesene Wert wird im Normalfall jeweils als der ausreißerbereinigte Mittelwert über alle übermittelten Ergebnisse gebildet.

Bei sehr hohen Streuungen der Ergebnisse der Teilnehmenden von über 50 % oder bei mangelhafter Rückführbarkeit der statistischen Kenndaten aus den ausreißerbereinigten Ergebnissen der Teilnehmenden auf den Mittelwert des Kontrolllabores bzw. einer zu geringen Anzahl an ausreißerbereinigten Ergebnissen über die Gruppe der akkreditierten Labore, kann die Situation auftreten, dass kein zugewiesener Wert für den aktuellen Ringversuch festgelegt werden kann und daher keine Bewertung der Ergebnisse der Teilnehmenden für diesen Parameter möglich ist. Ein entsprechender Hinweis wird im Bericht unter E7 bei der informativen Auswertung angebracht. Im Rahmen der internen Qualitätssicherung der Teilnehmenden kann ein Vergleich mit den Ergebnissen des Kontrolllabors durchgeführt werden. Diese

Vorgehensweise wird bei Anwendung jeweils parameter- und probenbezogen unter Punkt D4 des Berichts dokumentiert.

D2. Kriterien der Leistungsbewertung

D2.1. Leistungskriterium z-Score

Als Basis zur Berechnung der Wiederfindungsraten sowie der z-Scores wurde der ausreißerbereinigte Mittelwert über alle übermittelten Ergebnisse herangezogen.

Die Ermittlung der z-Scores erfolgte gemäß nachfolgender Formel:

$$z - score = \frac{x_i - \bar{X}}{\text{Kriterium}}$$

Dabei ist:

x_i	Messergebnis des teilnehmenden Labors
\bar{X}	zugewiesener Wert Sollwert für die Leistungsbewertung der Teilnehmenden (angegeben auf 3 signifikante Stellen); im Regelfall: ausreißerbereinigter Mittelwert der Ergebnisse der Teilnehmenden. Eine davon abweichende Vorgehensweise wird unter Punkt D4 des Berichts beschrieben.
<i>Kriterium</i>	Vergleichsstandardabweichung berechnet aus den Statistiken für reale Wasserproben der vorangegangenen Runden im Zeitraum 2013 bis 2021 (RSDpooled) bzw. aus den ausreißerbereinigten Ergebnissen der Teilnehmenden (sR) des aktuellen Ringversuchs (falls noch weniger als 6 vorangegangene Runden für A und B-Proben vorlagen). In begründeten Fällen (z.B. Ergebnisse Realproben nahe an Mindestbestimmungsgrenze oder regulatorischer Vorgaben) erfolgt die Festlegung nach Expertenbefund und die Vorgangsweise wird unter Punkt D4 des Berichts beschrieben.

D2.2. Leistungskriterium E_n-Score

Für die realen Wasserproben erfolgen seit 2019 zusätzliche Bewertungen unter Einbeziehung der erweiterten Messunsicherheiten der Teilnehmenden und der erweiterten Messunsicherheit des zugewiesenen Wertes, gemäß E_n-Score. Diese Auswertungen werden für die Teilnehmenden im Bericht unter Punkt E8, jeweils im Anschluss an die z-Score Auswertung dargestellt.

Die Ermittlung der E_n-Scores erfolgte gemäß nachfolgender Formel:

$$E_n - score = \frac{x_i - \bar{X}}{\sqrt{U(x_i)^2 + U(\bar{X})^2}}$$

Dabei ist:

x_i	Messergebnis des teilnehmenden Labors
\bar{X}	zugewiesener Wert Sollwert für die Leistungsbewertung der Teilnehmenden (angegeben auf 3 signifikante Stellen); im Regelfall: ausreißerbereinigter Mittelwert der Ergebnisse der Teilnehmenden. Eine davon abweichende Vorgehensweise wird unter Punkt D4 des Berichts beschrieben.
$U(x_i)$	erweiterte Messunsicherheit des Messergebnisses (Ergebnisse der Teilnehmenden), $k=2$
$U(\bar{X})$	erweiterte Messunsicherheit des zugewiesenen Wertes, $k=2$

D2.3. Leistungsbewertung z-Score und E_n-Score

Interpretation der z-Scores:

- $|z\text{-Score}| \leq 2.0$ Ergebnis gut
- $2.0 < |z\text{-Score}| < 3.0$ Ergebnis fragwürdig
- $|z\text{-Score}| \geq 3.0$ Ergebnis nicht zufriedenstellend

Hinweis: Bei der Bewertung mittels z-Score wird die Messunsicherheit der Teilnehmenden nicht mitberücksichtigt. Der Vergleich der Abweichung zum zugewiesenen Wert erfolgt über das Kriterium.

Interpretation der E_n-Scores:

- $|E_n\text{-Score}| \leq 1.0$ zufriedenstellende Leistung
- $|E_n\text{-Score}| > 1.0$ nicht zufriedenstellende Leistung

Hinweis: Bei der Bewertung mittels E_n-Score erfolgt die Berücksichtigung der erweiterten Messunsicherheiten der Teilnehmenden und des zugewiesenen Wertes. $|E_n\text{-Score}| > 1.0$ können darauf hinweisen, dass die Unsicherheitsschätzungen überprüft oder ein Messproblem korrigiert werden muss.

D3. Darstellung und Interpretation der Messergebnisse

In der parameterorientierten Auswertung ist eine tabellarische Übersicht mit den Messergebnissen inklusive der Unsicherheit ($\pm U$), der Wiederfindung zum zugewiesenen Wert und dem berechneten z-Score dargestellt. Weiterhin werden unter

Anmerkungen die Ausreißer gekennzeichnet. Die in der Tabelle angeführten Ergebnisse werden auch grafisch dargestellt.

In der labororientierten Auswertung werden pro Labor in anonymisierter Form die Ergebnisse der einzelnen Labore als Messergebnis $\pm U$ sowie die Wiederfindungen und die ermittelten z-Scores bezugnehmend auf das Kriterium dargestellt. Weiters werden die E_n -Scores unter Berücksichtigung der erweiterten Unsicherheiten in unabhängigen Tabellen ausgegeben. Die labororientierten Auswertungen enthalten jeweils die Bewertungsgrundlagen wie zugewiesener Wert samt erweiterter Messunsicherheit sowie das Kriterium.

Eine Erläuterung zu den Tabellen und Grafiken kann Punkt D5 entnommen werden.

D4. Anmerkungen zur Auswertung

Wie unter Punkt D2 ersichtlich, können die z-Scores auch unter Einbeziehung der Vergleichsstandardabweichung der ausreißerbereinigten Ergebnisse der Teilnehmenden des aktuellen Ringversuchs berechnet werden. Das kann zur Folge haben, dass es bei Parametern mit hoher Ergebnisstreuung dazu kommen kann, dass der Bereich z-Score - 2 bis z-Score + 2 einen ungewöhnlich hohen Wiederfindungsbereich abdeckt. Umgekehrt führt eine sehr geringe Streuung der Ergebnisse der Teilnehmenden dazu, dass z-Score - 2 bis z-Score + 2 einen ungewöhnlich kleinen Wiederfindungsbereich abdeckt.

Die Wiederfindungsrate wird unabhängig von der Streuung der Ergebnisse, als prozentuelle Abweichung vom zugewiesenen Wert berechnet und sollte bei der Bewertung von Ergebnissen im Rahmen des internen Qualitätsmanagementsystems der teilnehmenden Labore berücksichtigt werden.

Als Ergebnis einer Langzeitauswertung über aktuell 9 Eignungsprüfungsrunden (2013–2021) in Realproben wurden Kriterien (RSDpool) zur Ergebnisbewertung berechnet. Diese wurden im Zuge der Auswertung den relativen Vergleichsstandardabweichungen (vR) des aktuellen Ringversuchs gegenübergestellt.

Parameter Sebuthylazin bei Probe H115 A: Aufgrund des geringen Gehaltes in der Probe konnte kein Sollwert berechnet werden. Für diesen Parameter empfehlen wir einen Vergleich mit den Ergebnissen des Kontrolllabors.

Parameter Bromacil, Prometryn, Propazin und Terbutryn bei Probe H115 A und Parameter Atrazin-Desisopropyl, Chloridazon-Methyl-Desphenyl, Prometryn und Terbutryn bei Probe H115 B: Die auf Basis der Ergebnisse der Teilnehmenden berechneten Sollwerte lagen außerhalb der Messunsicherheit des Kontrollwertes und es ist über das Kontrolllabor keine Rückführbarkeit möglich. Der zugewiesene Wert

wurde daher über die ausreißerbereinigten Mittelwerte aus der Gruppe der akkreditierten Teilnehmenden berechnet.

Parameter Prometryn bei Probe H115 A: Für diesen Parameter wurden der Mittelwert und die Vergleichsstandardabweichung über die Ergebnisse der akkreditierten Labore ohne Hampel-Ausreißer (H95) ermittelt und als Kriterium die relative Vergleichsstandardabweichung (vR) von 16 % für die Bewertung festgelegt.

Bei den restlichen Parametern erfolgt die Berechnung der Scores nach D2.

D5. Erläuterung zu Tabellen und Grafiken

D5.1. Angaben und Abkürzungen in Tabellen

Parameter	Allgemeine Bezeichnung des Analysenparameters
Probe	Bezeichnung der übermittelten Probe
Einheit	Vorgegebene Einheit für Messwert und Ergebnisunsicherheit (z.B. µg/l)
Zugewiesener Wert	Sollwert für die Leistungsbewertung der Teilnehmenden (angegeben auf 3 signifikante Stellen)
U (k=2)	erweiterte Unsicherheit (k=2) des zugewiesenen Wertes, (angegeben auf 3 signifikante Stellen)
Kriterium	Vorgabewert zur Ermittlung des z-Scores in der angegebenen Einheit (angegeben auf 3 signifikante Stellen)
Kriterium [%]	Vorgabewert zur Ermittlung des z-Scores in % des zugewiesenen Wertes (angegeben auf 2 signifikante Stellen)
Mittelwert	Ausreißerbereinigter Mittelwert über die Ergebnisse der Teilnehmenden (angegeben auf 3 signifikante Stellen)
VB (99%)	99 % Vertrauensbereich (angegeben auf 3 signifikante Stellen)
Minimum	Minimales abgegebenes Messergebnis, ausreißerbereinigt (angegeben auf 3 signifikante Stellen)
Maximum	Maximales abgegebenes Messergebnis, ausreißerbereinigt (angegeben auf 3 signifikante Stellen)
sR	Vergleichsstandardabweichung, berechnet aus den ausreißerbereinigten Ergebnissen der Teilnehmenden des aktuellen Ringversuchs (angegeben auf 3 signifikante Stellen)
vR	relative Vergleichsstandardabweichung in %, berechnet aus den ausreißerbereinigten Ergebnissen der

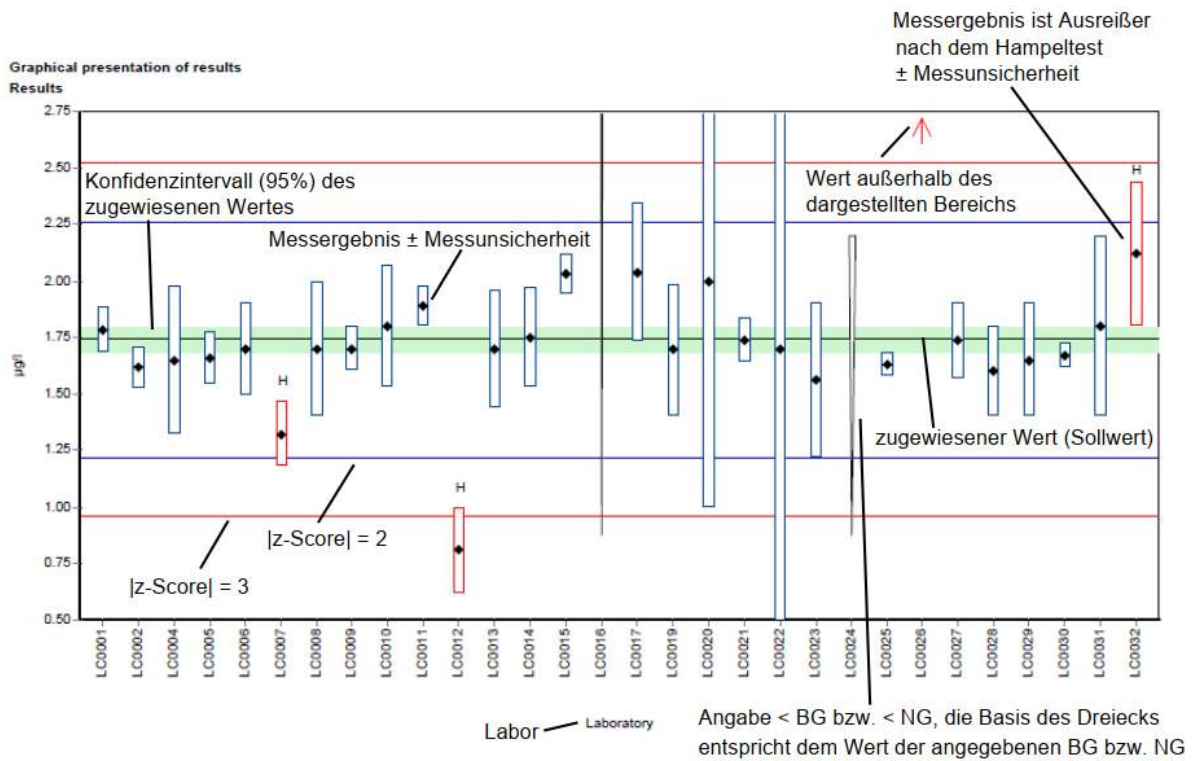
	Teilnehmenden des aktuellen Ringversuchs bezogen auf den Mittelwert (angegeben auf 2 signifikante Stellen)
Kontrollwert \pm U (k=2)	Mittelwert der Kontrollmessungen des Veranstalters \pm erweiterte Ergebnisunsicherheit des Kontrollwertes (jeweils angegeben auf 3 signifikante Stellen)
Laborcode	anonymisierte, eindeutige Kennung des teilnehmenden Labors im jeweiligen Ringversuch
Messwert	einzelne(r) Messwert(e) lt. Angabe der Teilnehmenden (maximal 5 Nachkommastellen dargestellt)
Messergebnis	Für die Bewertung herangezogenes Ergebnis lt. Angabe der Teilnehmenden (maximal 5 Nachkommastellen dargestellt). Bei Eignungsprüfungsrunden mit Vorgabe von unabhängigen Mehrfachbestimmungen, entspricht dies dem berechneten Mittelwert aus den einzelnen Messwerten der Teilnehmenden.
\pm U	kombinierte Messunsicherheit ohne Erweiterungsfaktor (k=1) lt. Angabe der Teilnehmenden (maximal 5 Nachkommastellen dargestellt)
BG	Bestimmungsgrenze
NG	Nachweisgrenze
WF	Wiederfindungsrate in %, bezogen auf den zugewiesenen Wert (angegeben auf 3 signifikante Stellen, dargestellt maximal 1 Nachkommastelle)
MW	Mittelwert
z-Score	Abweichung des Messergebnisses zum zugewiesenen Wert, ausgedrückt als Vielfaches des Kriteriums (angegeben auf 3 signifikante Stellen, dargestellt maximal 2 Nachkommastellen)
E _n -Score	Abweichung des Messergebnisses zum zugewiesenen Wert, ausgedrückt als Vielfaches der kombinierten Messunsicherheiten, bestehend aus erweiterter Unsicherheit des zugewiesenen Wertes und der erweiterten Unsicherheit der Messergebnisse der Teilnehmenden (angegeben auf 3 signifikante Stellen, dargestellt maximal 2 Nachkommastellen). Beim E _n -Score erfolgt die Berücksichtigung der Messunsicherheit der Teilnehmenden.
-	Keine Daten übermittelt bzw. keine Berechnung möglich
Anmerkungen	Anmerkungen zum jeweiligen Messergebnis (z.B. H, FN, FP)
H	Ausreißer nach dem Hampel-Test

FN	Falsch negativ – Messergebnis kleiner Bestimmungsgrenze dessen Betrag die Bedingungen eines Ausreißers nach dem Hampeltest erfüllt.
FP	Falsch positiv – Falls aufgrund des geringen Analytgehalts kein zugewiesener Wert ermittelt werden kann ($n < 6$), wird der Median der Beträge der übermittelten Nachweis- bzw. Bestimmungsgrenzen ermittelt. Als falsch positiv wird ein Messergebnis bewertet, welches diesen Median um mehr als 100 % übersteigt.
Standardabweichung	Vergleichsstandardabweichung berechnet aus den Ergebnissen der Teilnehmenden des aktuellen Ringversuchs (angegeben auf 3 signifikante Stellen)
rel. Standardabweichung	relative Vergleichsstandardabweichung in %, berechnet aus den Ergebnissen der Teilnehmenden des aktuellen Ringversuchs bezogen auf den Mittelwert (angegeben auf 3 signifikante Stellen)
n	Anzahl der Messergebnisse
*	Kennzeichnung für Hinweise zur Erläuterung

D5.2. Graphische Darstellung der Ergebnisse

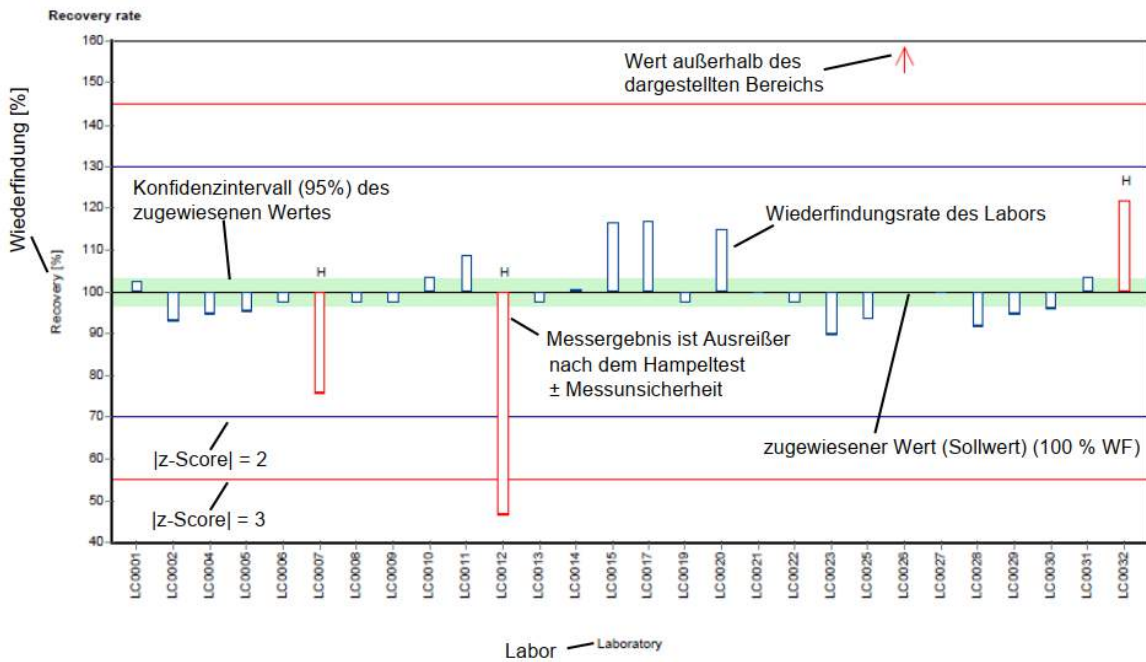
Nachfolgend wird die graphische Darstellung anhand von kommentierten Beispieldiagrammen erläutert.

Beispieldiagramm: Messwerte



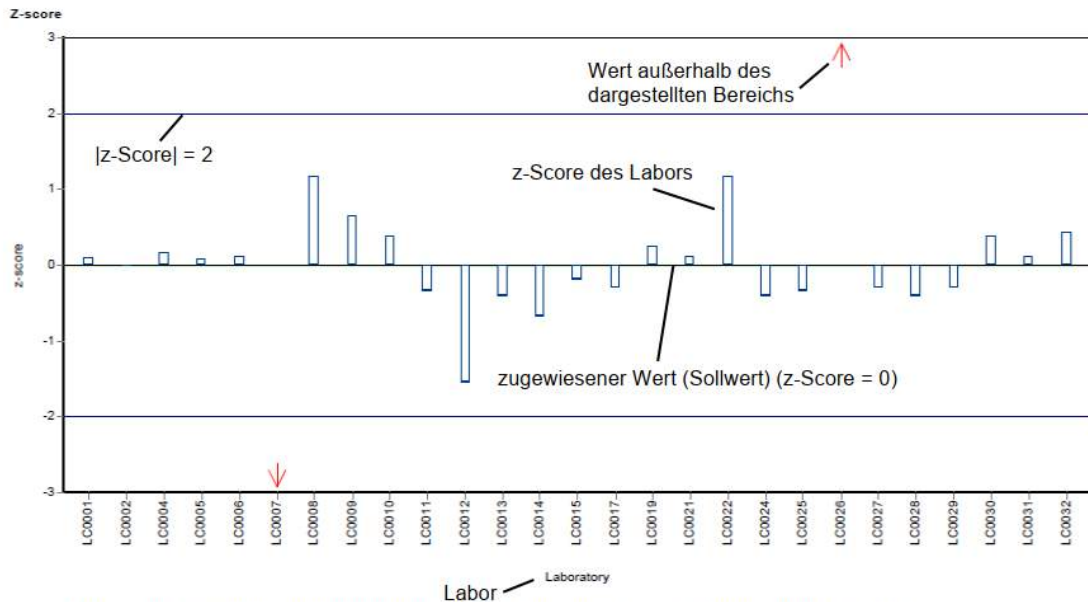
Unterschiedliche Analysenmethoden werden mit unterschiedlichen Farben kenntlich gemacht.

Beispieldiagramm: Wiederfindung zum zugewiesenen Wert



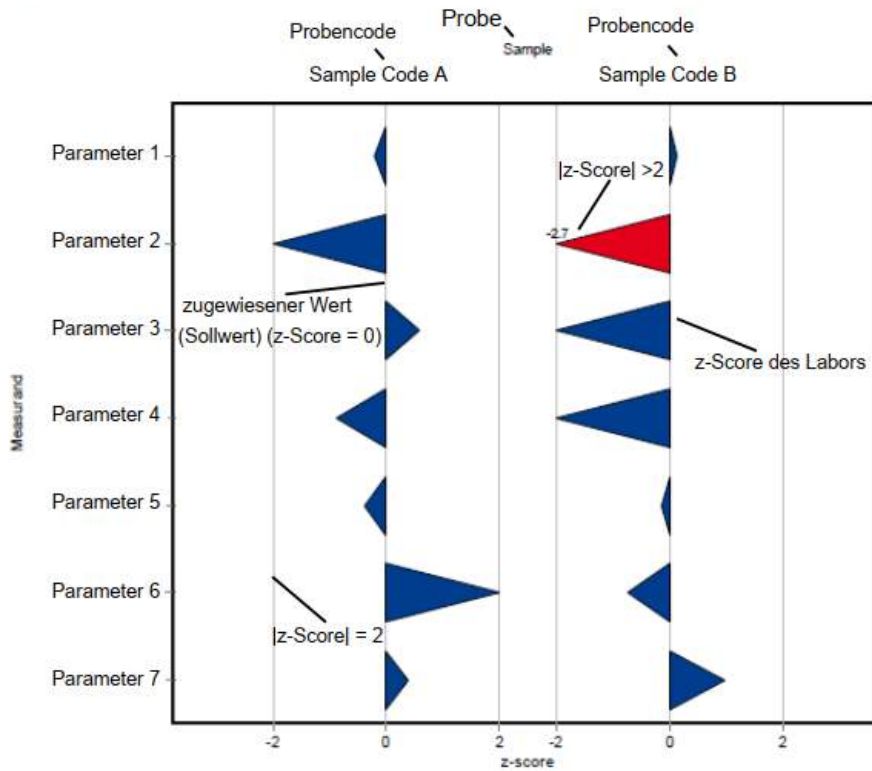
Unterschiedliche Analysenmethoden werden mit unterschiedlichen Farben kenntlich gemacht.

Beispieldiagramm: z-Score

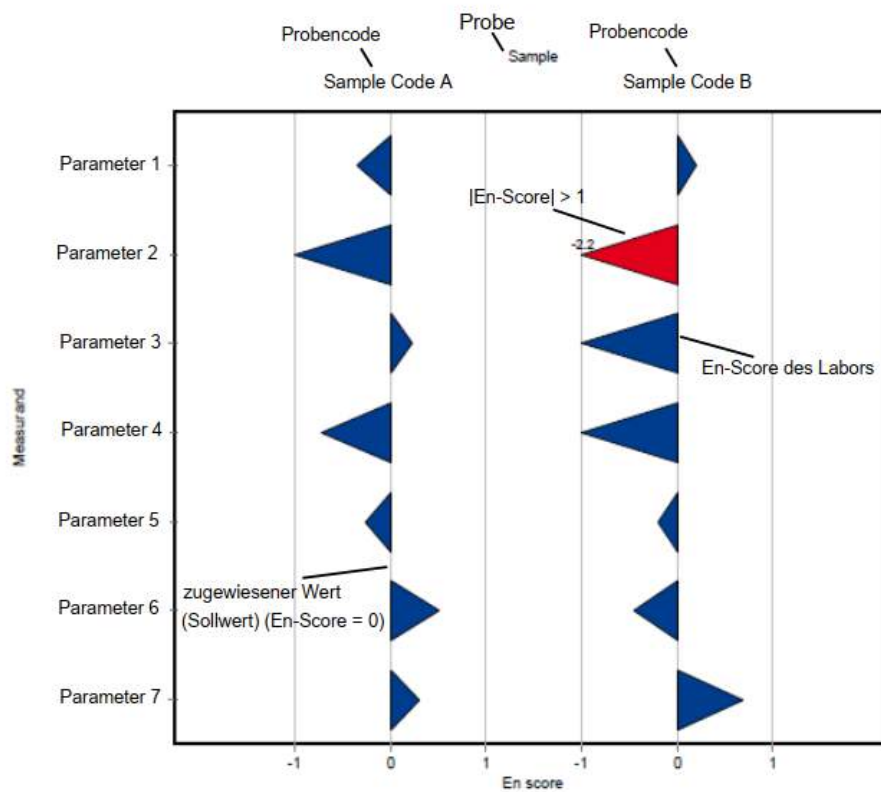


Unterschiedliche Analysenmethoden werden mit unterschiedlichen Farben kenntlich gemacht.

Beispieldiagramm: z-Score (labororientierte Auswertung)



Beispieldiagramm: En-Score (labororientierte Auswertung)



D6. Zusammenfassung

D6.1. Tabelle der zugewiesenen Werte

Parameter	Probe	Einheit	zugewiesener	±	U (k=2)	Kriterium	Kriterium [%]
2,6-Dichlorbenzamid	H115 A	µg/l	0.782	±	0.0372	0.117	15
	H115 B	µg/l	0.38	±	0.0147	0.057	15
Alachlor	H115 A	µg/l	0.424	±	0.0275	0.0508	12
	H115 B	µg/l	0.82	±	0.0367	0.0984	12
Atrazin	H115 A	µg/l	0.376	±	0.014	0.0414	11
	H115 B	µg/l	0.703	±	0.0253	0.0773	11
Atrazin-Desethyl	H115 A	µg/l	0.863	±	0.0646	0.104	12
	H115 B	µg/l	0.34	±	0.0137	0.0409	12
Atrazin-Desethyl-Desisopropyl	H115 A	µg/l	0.474	±	0.0623	0.147	31
	H115 B	µg/l	0.637	±	0.16	0.197	31
Atrazin-Desisopropyl	H115 A	µg/l	0.763	±	0.0459	0.107	14
	H115 B	µg/l	0.388	±	0.0166	0.0543	14
Bromacil	H115 A	µg/l	0.36	±	0.0134	0.0504	14
	H115 B	µg/l	0.37	±	0.0168	0.0518	14
Chloridazon	H115 A	µg/l	0.136	±	0.0124	0.0176	13
	H115 B	µg/l	0.323	±	0.0189	0.042	13
Chloridazon-Desphenyl	H115 A	µg/l	0.23	±	0.0231	0.0253	11
	H115 B	µg/l	0.392	±	0.0215	0.0432	11
Chloridazon-Methyl-Desphenyl	H115 A	µg/l	0.75	±	0.0255	0.0975	13
	H115 B	µg/l	0.805	±	0.0343	0.105	13
Clopyralid	H115 A	µg/l	0.263	±	0.0205	0.0656	25
	H115 B	µg/l	0.706	±	0.0561	0.176	25
Cyanazin	H115 A	µg/l	0.306	±	0.0189	0.0428	14
	H115 B	µg/l	0.623	±	0.045	0.0873	14
Dimethenamid	H115 A	µg/l	0.481	±	0.0447	0.0481	10
	H115 B	µg/l	0.201	±	0.00949	0.0201	10
Diuron	H115 A	µg/l	0.647	±	0.0498	0.0841	13
	H115 B	µg/l	0.195	±	0.00956	0.0253	13
Metolachlor	H115 A	µg/l	0.496	±	0.0154	0.0743	15
	H115 B	µg/l	0.151	±	0.00462	0.0227	15
N,N-Dimethylsulfamid (DMS)	H115 A	µg/l	0.19	±	0.0158	0.0285	15
	H115 B	µg/l	0.382	±	0.0292	0.0573	15
Nicosulfuron	H115 A	µg/l	0.305	±	0.0313	0.0764	25
	H115 B	µg/l	0.694	±	0.0492	0.173	25
Prometryn	H115 A	µg/l	0.593	±	0.0599	0.0948	16
	H115 B	µg/l	0.34	±	0.00812	0.0442	13
Propazin	H115 A	µg/l	0.346	±	0.0138	0.045	13
	H115 B	µg/l	0.723	±	0.0266	0.094	13
Sebuthylazin	H115 A	µg/l	-	±	-	-	-
	H115 B	µg/l	0.691	±	0.0428	0.0643	9.3
Simazin	H115 A	µg/l	0.167	±	0.00807	0.0184	11
	H115 B	µg/l	0.163	±	0.0114	0.0179	11
Terbuthylazin	H115 A	µg/l	0.177	±	0.00605	0.0194	11
	H115 B	µg/l	0.387	±	0.0188	0.0425	11
Terbuthylazin-Desethyl	H115 A	µg/l	0.402	±	0.0151	0.0442	11
	H115 B	µg/l	0.166	±	0.0119	0.0183	11
Terbutryn	H115 A	µg/l	0.342	±	0.0185	0.0342	10
	H115 B	µg/l	0.367	±	0.0171	0.0367	10

D6.2. Zusammenfassung der ausreißerbereinigten Ringversuchsergebnisse

Parameter	Probe	Anzahl Labors für Berechnung	Anzahl Ausreißer Labors	Einheit	Mittelwert	± VB (99%)	Minimum	Maximum	sR	vR [%]
2,6-Dichlorbenzamid	H115 A	17	0	µg/l	0.782	± 0.0558	0.667	0.905	0.0766	9.8
	H115 B	17	0	µg/l	0.38	± 0.0221	0.341	0.435	0.0303	8
Alachlor	H115 A	12	0	µg/l	0.424	± 0.0412	0.326	0.479	0.0476	11
	H115 B	12	0	µg/l	0.82	± 0.0551	0.702	0.907	0.0636	7.8
Atrazin	H115 A	19	2	µg/l	0.376	± 0.0209	0.338	0.45	0.0304	8.1
	H115 B	21	0	µg/l	0.703	± 0.0379	0.583	0.78	0.0579	8.2
Atrazin-Desethyl	H115 A	21	0	µg/l	0.863	± 0.0969	0.571	1.23	0.148	17
	H115 B	17	4	µg/l	0.34	± 0.0205	0.284	0.392	0.0282	8.3
Atrazin-Desethyl-Desisopropyl	H115 A	6	0	µg/l	0.474	± 0.0934	0.356	0.555	0.0763	16
	H115 B	6	0	µg/l	0.637	± 0.241	0.308	0.875	0.196	31
Atrazin-Desisopropyl	H115 A	17	3	µg/l	0.763	± 0.0689	0.513	0.882	0.0947	12
	H115 B	17	3	µg/l	0.384	± 0.0246	0.305	0.449	0.0338	8.8
Bromacil	H115 A	10	1	µg/l	0.361	± 0.0184	0.334	0.395	0.0194	5.4
	H115 B	11	0	µg/l	0.37	± 0.0253	0.325	0.433	0.0279	7.5
Chloridazon	H115 A	15	1	µg/l	0.136	± 0.0186	0.087	0.175	0.024	18
	H115 B	14	2	µg/l	0.323	± 0.0284	0.273	0.386	0.0354	11
Chloridazon-Desphenyl	H115 A	14	1	µg/l	0.23	± 0.0346	0.126	0.299	0.0432	19
	H115 B	13	2	µg/l	0.392	± 0.0323	0.35	0.486	0.0388	9.9
Chloridazon-Methyl-Desphenyl	H115 A	11	3	µg/l	0.75	± 0.0383	0.671	0.819	0.0423	5.6
	H115 B	12	2	µg/l	0.797	± 0.0531	0.707	0.92	0.0613	7.7
Clopyralid	H115 A	8	1	µg/l	0.263	± 0.0307	0.233	0.325	0.029	11
	H115 B	9	0	µg/l	0.706	± 0.0841	0.581	0.826	0.0841	12
Cyanazin	H115 A	10	1	µg/l	0.306	± 0.0283	0.245	0.344	0.0298	9.8
	H115 B	11	0	µg/l	0.623	± 0.0675	0.489	0.723	0.0746	12
Dimethenamid	H115 A	13	0	µg/l	0.481	± 0.0671	0.305	0.586	0.0807	17
	H115 B	11	2	µg/l	0.201	± 0.0142	0.178	0.23	0.0157	7.8
Diuron	H115 A	17	0	µg/l	0.647	± 0.0747	0.404	0.792	0.103	16
	H115 B	16	1	µg/l	0.195	± 0.0143	0.168	0.23	0.0191	9.8
Metolachlor	H115 A	17	1	µg/l	0.496	± 0.0231	0.449	0.569	0.0317	6.4
	H115 B	17	1	µg/l	0.151	± 0.00692	0.134	0.167	0.00952	6.3
N,N-Dimethylsulfamid (DMS)	H115 A	10	0	µg/l	0.19	± 0.0237	0.158	0.237	0.025	13

Parameter	Probe	Anzahl Labors für Berechnung	Anzahl Ausreißer Labors	Einheit	Mittelwert	± VB (99%)	Minimum	Maximum	sR	vR [%]
N,N-Dimethylsulfamid (DMS)	H115 B	10	0	µg/l	0.382	± 0.0437	0.316	0.474	0.0461	12
Nicosulfuron	H115 A	12	0	µg/l	0.305	± 0.0469	0.217	0.384	0.0541	18
	H115 B	12	0	µg/l	0.694	± 0.0737	0.548	0.813	0.0851	12
Prometryn	H115 A	11	1	µg/l	0.58	± 0.0894	0.401	0.699	0.0989	17
	H115 B	9	3	µg/l	0.331	± 0.0295	0.258	0.357	0.0295	8.9
Propazin	H115 A	16	1	µg/l	0.349	± 0.019	0.291	0.384	0.0254	7.3
	H115 B	17	0	µg/l	0.723	± 0.0399	0.628	0.8	0.0548	7.6
Sebuthylazin	H115 A	1	0	µg/l	-	± -	0.181	0.181	-	-
	H115 B	11	1	µg/l	0.691	± 0.0642	0.54	0.797	0.071	10
Simazin	H115 A	17	4	µg/l	0.167	± 0.0121	0.139	0.194	0.0166	10
	H115 B	19	2	µg/l	0.163	± 0.0171	0.111	0.21	0.0248	15
Terbuthylazin	H115 A	18	3	µg/l	0.177	± 0.00907	0.154	0.203	0.0128	7.3
	H115 B	20	1	µg/l	0.387	± 0.0282	0.293	0.458	0.042	11
Terbuthylazin-Desethyl	H115 A	16	3	µg/l	0.402	± 0.0226	0.333	0.451	0.0301	7.5
	H115 B	18	1	µg/l	0.166	± 0.0178	0.114	0.221	0.0252	15
Terbutryn	H115 A	16	0	µg/l	0.33	± 0.0346	0.244	0.401	0.0461	14
	H115 B	14	2	µg/l	0.367	± 0.0256	0.288	0.415	0.032	8.7

E1. Description of the proficiency test

E1.1. Design and implementation

- Number of registrations: 21
- Number of submitted data records: 21
 - Dispatch of samples: February 21st, 2023
 - Closing date for submission of data: March 28th, 2023

The results were submitted electronically by a password-protected online data entry. Upon completion of the data entry, the participant confirmed the complete and correct entry of all data and the authorization of the results for evaluation.

To anonymize results, each laboratory was given a laboratory code on a random basis.

E1.2. Description of the proficiency test items

The sampling of ground water and surface water was carried out on 16th of February 2023. The following samples were made available

- 1 sample ground water (H115 A)
- 1 sample surface water (H115 B)

Both samples were stored at 4 +/- 3°C until further processing. The samples were filtered (40 µm) and partly spiked with specific substances in the stirring vessel.

The samples were filled into bottles under continuous stirring (stirring vessel) and stabilized by cooling.

The homogeneous proficiency test items were dispatched on February 21st, 2023.

Each participant received:

- 2 samples (each 600 ml), filled in 2 x 300 ml aluminium bottles or
- 2 samples (each 2000 ml), filled in 2 x 1000 ml aluminium bottles or
- 2 samples (each 4000 ml), filled in 4 x 1000 ml aluminium bottles.

E1.3. Instructions for the participants

For reasons of stability, it was recommended to start the analysis by the 1st March 2023 at the latest.

The participants are expected to use the test method or measurement method of their choice, which should be consistent with their routine procedures. In E9 you will find the overview of applied methods in course of the proficiency testing.

E1.4. Control testing for homogeneity evaluation

During filling of the bottles, aliquots of each sample were collected randomly for control testing. From each of the samples A and B, n=5 control test samples and n=1 unspiked real water sample were transferred to the laboratory for control testing.

All parameters were analysed in the testing laboratory at the Environment Agency Austria (Prüfstelle für Umwelt-, GVO- & Treibstoffanalytik) close to the time of sample dispatch.

During evaluation the relative standard deviation between the individual results of the control test samples was assessed for each parameter by comparison with the reproducibility standard deviation of the actual proficiency test.

In the parameter-oriented evaluation (E7), the results of the control testing are given in the form of arithmetic means of the detected concentrations \pm expanded measurement uncertainty as control test value $\pm U$ (expanded uncertainty, $k=2$).

E1.5. Trend test for stability evaluation

The evaluation of stability of the proficiency test items was performed using the data statistics of the results of previous proficiency testing rounds for real water samples of the period from 2013 to 2021.

The assessment of the stability of the proficiency test items of the current round was carried out by evaluation of all participant results sorted by analysis date (until submission deadline): No systematic trends were identified.

Using all participants results, it was furthermore tested if systematic trends could be detected depending on the order in which the bottles were filled for the proficiency test: No systematic trends could be identified.

According to data obtained from previous rounds for real water samples and based on the trend test evaluation of the current round, the stability of the test items for proficiency testing of real water samples can be confirmed for the recommended analysis period until deadline for submission of data.

E1.6. Determination of the assigned values

The analytical results had to be made available to the organiser not later than 28th of March 2023. Any values received at a later date were not considered.

In the course of the plausibility assessment of all received data (e.g. check for correct units, indication of measurement uncertainty, ...) the participants with noticeable results were asked to perform a subsequent data check and to give a prompt feedback within 24 h.

After plausibility assessment an outlier test according to Hampel was performed to identify outliers. Values identified as conspicuous are marked specifically in the parameter-oriented evaluation ('H').

In justified cases, for instance, when the outlier test according to Hampel is not applicable (e.g. many similar or identical results of the participants or in case of a very limited number of highly scattering results) a different outlier identification method can be applied (e.g. Dean and Dixon outlier test or manual outlier elimination by expert judgement). In such a case, this procedure is documented in section E4 of the report.

Further data evaluation was performed in accordance with ISO 5725-2. A statistical evaluation of proficiency testing data was only carried out if at least 6 valid results per parameter were available. Results < LOQ or < LOD are not included in the calculation for the assigned value.

The assigned values are normally calculated as the mean over all submitted results, after removal of outliers.

For real water samples in some exceptional cases it might occur, that no assigned value based on participants' results can be calculated and no evaluation of the participants results can be made. E.g due to large variations in the participant results ($vR > 50\%$) and/or insufficient traceability of the calculated mean of all participants after outlier-clearing to the mean of control testing or if the number of results (without outliers) of the group of accredited testing laboratories is too low.

In this case, a clear statement in section E7 of the report is made and all provided statistical data are for information only. In section E4 further information is given, when applicable, for each parameter and proficiency test item. In course of the internal quality measures, the participants can compare their results with the control test values.

E2. Criteria of performance evaluation

E2.1. Performance criterion z-Score

The adjusted average value (after removal of outliers) for all submitted results was used as a basis for the calculation of recovery rates and z-scores.

z-Scores were calculated on the basis of the following formula:

$$z - score = \frac{x_i - \bar{X}}{Criteria}$$

In this context,

x_i	is the measurement value (result) of the participating laboratory;
\bar{X}	assigned value the target value for the assessment of the performance of the participants (3 significant digits), normally the average value of the participants' results after removal of outliers; if this approach is not applicable, the target value is assigned according to the procedure given in section E4
Criteria	is the reproducibility standard deviation calculated from previous rounds for proficiency testing for real water samples from 2013 to 2021 (as RSD pooled) or from the participants' results after removal of outliers (sR) in the current round (if less than 6 previous rounds for the parameters of real water samples A and B are available). Where justified (e.g. results for real water samples are close to minimum quantification limit or in case of regulatory requirements) the criteria is defined by expert judgement and the procedure is clearly described in section E4 of the report.

E2.2. Performance criterion E_n-Score

Since 2019 additional assessment of the participants' results using E_n-Scores for proficiency testing of real water samples is performed. This additional assessment takes into account the expanded measurement uncertainties of the participants results and the expanded uncertainty of the assigned value and is provided in the laboratory oriented part of the report (see E8 after the z-scores evaluation).

E_n-Scores were calculated on the basis of the following formula:

$$E_n - score = \frac{x_i - \bar{X}}{\sqrt{U(x_i)^2 + U(\bar{X})^2}}$$

In this context,

x_i	is the measurement value (result) of the participating laboratory
\bar{X}	assigned value the target value for the assessment of the performance of the participants (3 significant digits), normally the average value of the participants' results after removal of outliers; if this approach is not applicable, the target value is assigned according to the procedure given in section E4
$U(x_i)$	expanded measurement uncertainty for the result of the participating laboratory, $k=2$
$U(\bar{X})$	expanded measurement uncertainty for the assigned value, $k=2$

E2.3. Performance evaluation z-Score and E_n-Score

Interpretation of z-Scores:

- $|z\text{-Score}| \leq 2.0$ good result
- $2.0 < |z\text{-Score}| < 3.0$ questionable result
- $|z\text{-Score}| \geq 3.0$ unsatisfactory result

Note: In case of assessment of the participants' performance by z-scores the measurement uncertainty of the participants' results is not taken into account. The difference between result of participants and the assigned value is evaluated by the criteria.

Interpretation of E_n-Scores:

- $|E_n\text{-Score}| \leq 1.0$ satisfactory performance
- $|E_n\text{-Score}| > 1.0$ unsatisfactory performance

Note: In case of assessment of the participants' performance by E_n-Scores the expanded measurement uncertainties for the results and for the assigned values are taken into account. $|E_n\text{-Score}| > 1.0$ might indicate to check the measurement uncertainty estimation or might point out to correct a measurement problem.

E3. Representation and interpretation of measurement results

The parameter-oriented report provides the measurement values (results) including uncertainty ($\pm U$), recovery rate, calculated z-Score and the outliers in tabular form. The results listed in the table are also represented graphically.

The laboratory oriented report shows the results of the individual laboratories (anonymous), including the measurement uncertainty ($\pm U$), recovery rates, z-Scores and additionally evaluation of E_n -Scores on separate pages.

The tables also contain the basis for the data assessment as the assigned values and expanded measurement uncertainties and the criteria.

An annotation of the tables and graphics is given in section E5.

E4. Explanatory notes

As explained in section E2, the z-Score can also be calculated using the reproducibility standard deviation, calculated from the participants' results (after removal of outliers) in the relevant test round. It might occur that the z-Score between -2 and 2 covers a large range of measurement values when the variance of the results is high. On the other hand, the range of good results can be very narrow, when the variation of the participants' results is small.

The recovery rate is calculated for the individual result based on the assigned value and is thus independent of the reproducibility standard deviation. In the case of a high variance of the results, participants should also consider recovery rates as additional criteria to decide on the necessity of internal quality assurance measures.

As a result of a long-term evaluation of 9 proficiency testing rounds (2013–2021 in real samples, evaluation criteria (RSDpool) were calculated. These criteria were compared with the relative reproducibility standard deviation (vR) of the current proficiency testing.

Parameter Sebuthylazine sample H115 A: Assigned values were not calculated due to the low analyte concentration. For this parameter, we recommend to compare your results with the control test values.

Parameters Bromacil, Prometryn, Propazine and Terbutryn sample H115 A and parameters Atrazine-desisopropyl, Chloridazon-methyl-desphenyl, Prometryn and Terbutryn sample H115 B: The assigned values calculated based on the participant results were outside of the measurement uncertainty of the control test value and thus traceability could not be proven by this procedure. Therefore, new assigned values were defined by the group of accredited participating laboratories after outlier-assessment.

Parameter Prometryn sample H115 A: For this parameter, mean value and reproducibility standard deviation (vR) were calculated based on the results of accredited participating laboratories without Hampel-outliers (H99) and the reproducibility standard deviation (vR) of 16 % was chosen for assessment.

Scores for all other listed parameters were calculated according to E2.

E5. Annotations on tables and charts

E5.1. Information and abbreviations in tables

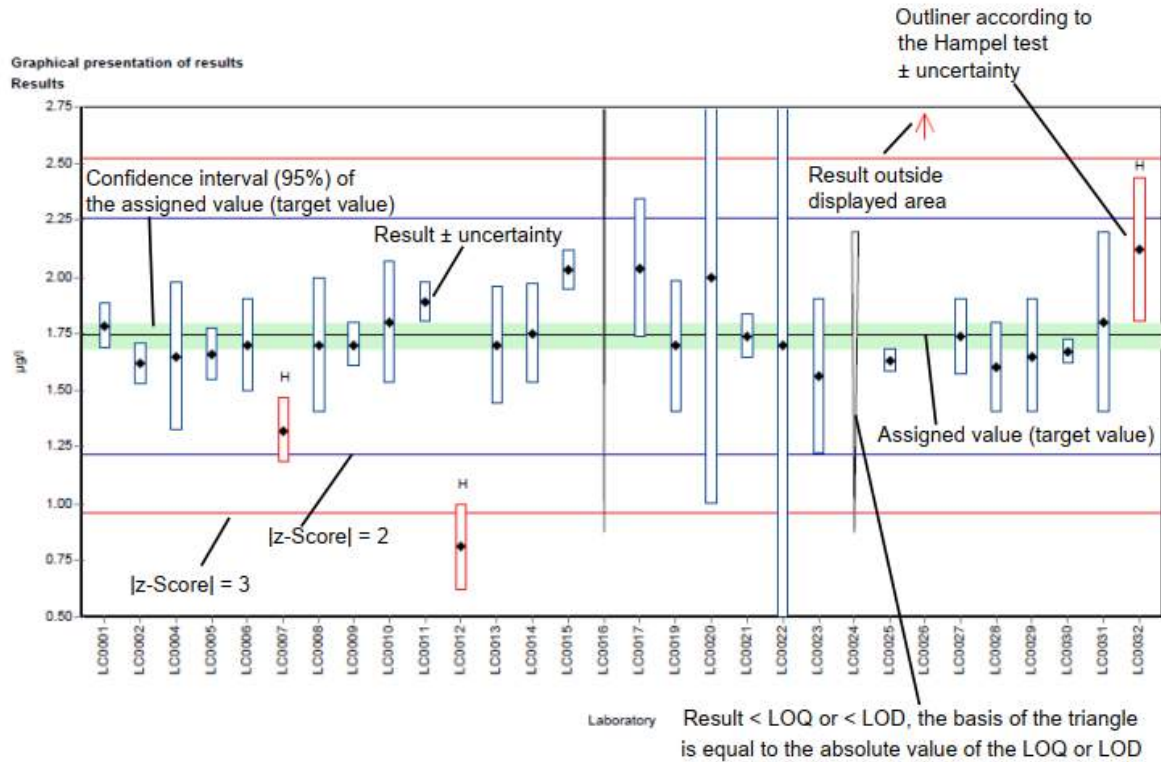
Parameter	Analyte identifier
Sample	Sample identifier
Unit	Given unit for result and uncertainty (e.g. µg/l)
Assigned value	Target value for proficiency assessment of the participants (3 significant digits)
U (k=2)	Expanded uncertainty (k=2) of the assigned value (3 significant digits)
Criteria	Specified value for the determination of the z-score in the given unit (3 significant digits)
Criteria [%]	Specified value for the determination of the z-score in % of the assigned value (2 significant digits)
Mean	Mean of the participants results, without outliers (3 significant digits)
CI (99 %)	99 % confidence interval (3 significant digits)
Minimum	Minimum of all submitted results, after removal of outliers (3 significant digits)
Maximum	Maximum of all submitted results, after removal of outliers (3 significant digits)
SD	Reproducibility standard deviation, calculated from the participants results, after removal of outliers (3 significant digits)
RSD %	Reproducibility standard deviation, calculated from the participants results relative to the target value, given in %, after removal of outliers (2 significant digits)
Control test value ± U (k=2)	Mean of control test value ± expanded measurement uncertainty (3 significant digits)
Labcode	Laboratory identifier (anonymized)
Result ± U	Result as indicated by participant (max. 5 decimal places) combined measurement uncertainty without expansion factor (k=1), as indicated by participant (max. 5 decimal places)
LOQ	Limit of quantification
LOD	Limit of detection
Recovery	Recovery rate in % based on assigned value (target value) (3 significant digits, max. one decimal place given)

z-Score	Deviation of result based on the assigned value (target value) given as a multiple of the criteria (3 significant digits, max. 2 decimal places given)
E _n -Score	Deviation of result based on the assigned value (target value) given as a multiple of the combined expanded measurement uncertainty of the participant's results and expanded measurement uncertainty for the assigned value (3 significant digits, max. 2 decimal places given). Note: E _n -Score assessment takes into account the measurement uncertainty of the participants.
-	No data available or no calculation possible
Comments	Comment on the respective result (e.g. H, FN, FP)
H	Outlier according to Hampel-Test
FN	False negative – for a result < LOQ or result < LOD: The absolute value of the LOQ or LOD fulfils the condition of an outlier according to the Hampel test.
FP	False positive – for parameters where no target value is available because of a too low analyte content (n < 6): Result that exceeds the median of the absolute values of the transmitted LOQs or LODs by more than 100 %.
Standard deviation	Reproducibility standard deviation, calculated from the participants results (3 significant digits)
Rel. standard deviation	Reproducibility standard deviation, calculated from the participants results relative to the target value, given in %, (3 significant digits)
n	Number of results
*	mark for additional comments

E5.2. Graphical presentation of results

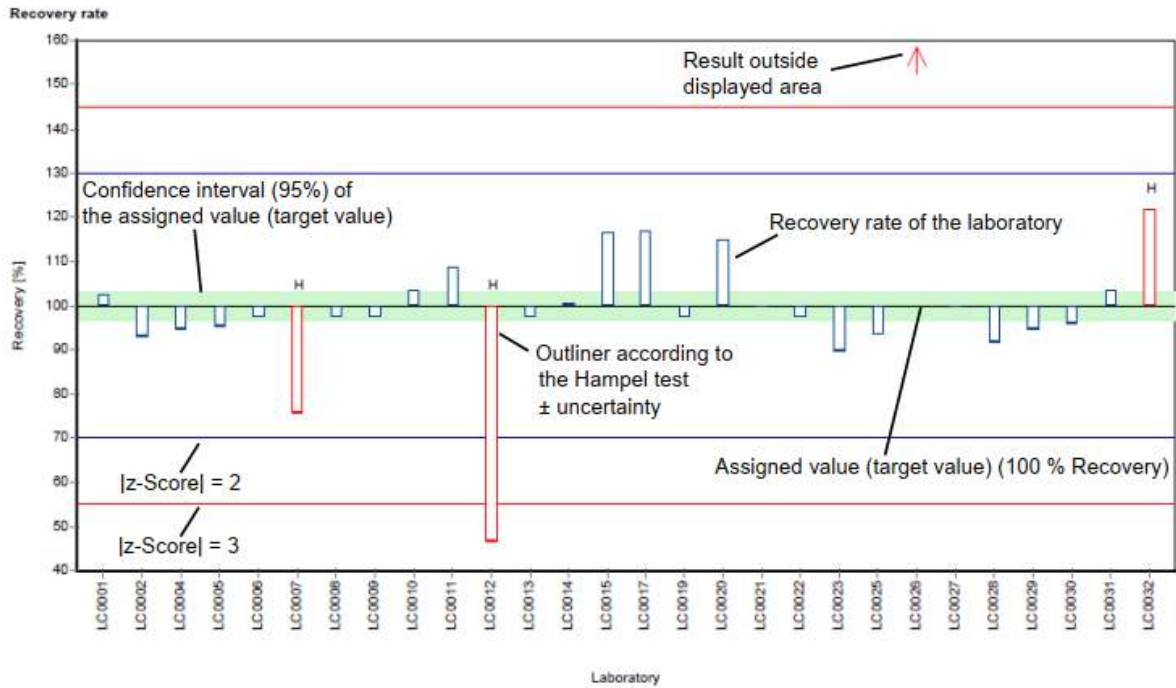
The graphic representation in the report is explained below by means of commented example diagrams:

Example chart: Results



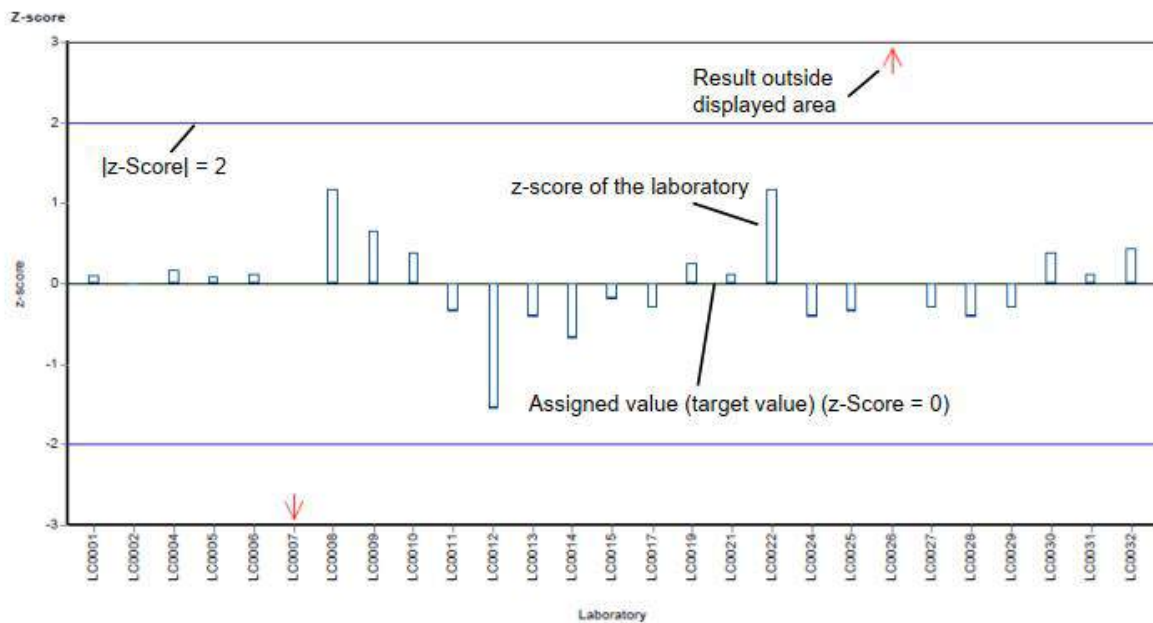
Different analysis methods are represented with different colors.

Example chart: Recovery



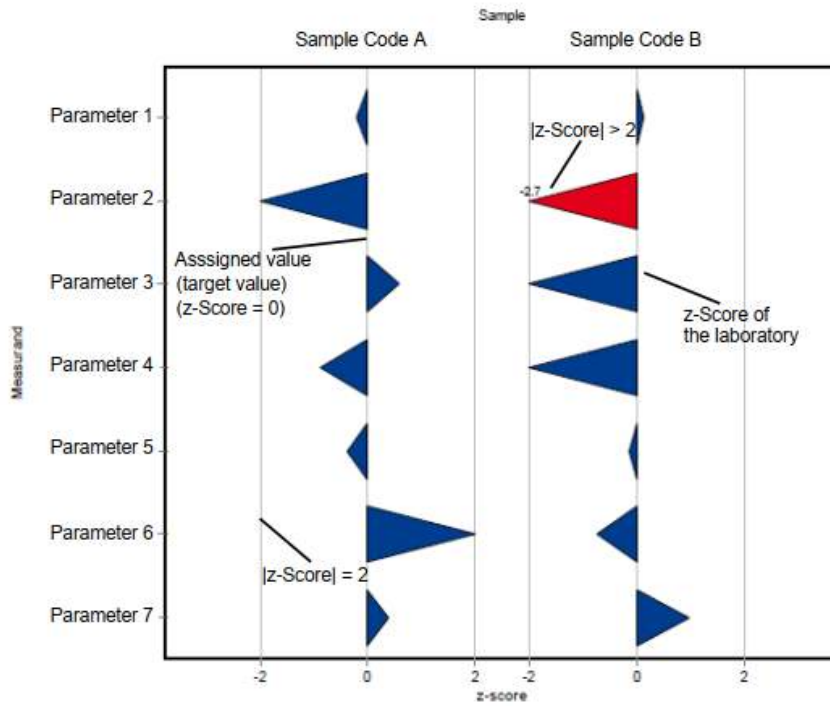
Different analysis methods are represented with different colors.

Example chart: z-Score

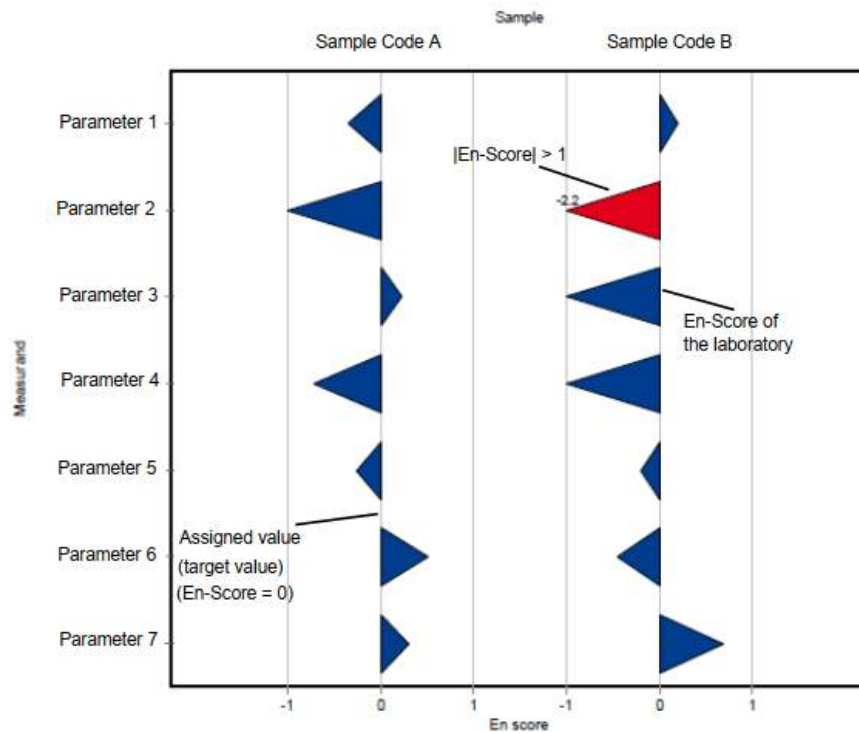


Different analysis methods are represented with different colors.

Example chart: z-Score (laboratory oriented report)



Example chart: En-Score (laboratory oriented report)



E6. Summary

E6.1. Table of assigned values

Parameter	Sample	Unit	Assigned value ±	U (k=2)	Criterion	Criterion [%]
2,6-Dichlorobenzamide	H115 A	µg/l	0.782 ±	0.0372	0.117	15
	H115 B	µg/l	0.38 ±	0.0147	0.057	15
Alachlor	H115 A	µg/l	0.424 ±	0.0275	0.0508	12
	H115 B	µg/l	0.82 ±	0.0367	0.0984	12
Atrazine	H115 A	µg/l	0.376 ±	0.014	0.0414	11
	H115 B	µg/l	0.703 ±	0.0253	0.0773	11
Atrazine-desethyl	H115 A	µg/l	0.863 ±	0.0646	0.104	12
	H115 B	µg/l	0.34 ±	0.0137	0.0409	12
Atrazine-desethyl-desisopropyl	H115 A	µg/l	0.474 ±	0.0623	0.147	31
	H115 B	µg/l	0.637 ±	0.16	0.197	31
Atrazine-desisopropyl	H115 A	µg/l	0.763 ±	0.0459	0.107	14
	H115 B	µg/l	0.388 ±	0.0166	0.0543	14
Bromacil	H115 A	µg/l	0.36 ±	0.0134	0.0504	14
	H115 B	µg/l	0.37 ±	0.0168	0.0518	14
Chloridazon	H115 A	µg/l	0.136 ±	0.0124	0.0176	13
	H115 B	µg/l	0.323 ±	0.0189	0.042	13
Chloridazon-desphenyl	H115 A	µg/l	0.23 ±	0.0231	0.0253	11
	H115 B	µg/l	0.392 ±	0.0215	0.0432	11
Chloridazon-methyl-desphenyl	H115 A	µg/l	0.75 ±	0.0255	0.0975	13
	H115 B	µg/l	0.805 ±	0.0343	0.105	13
Clopyralid	H115 A	µg/l	0.263 ±	0.0205	0.0656	25
	H115 B	µg/l	0.706 ±	0.0561	0.176	25
Cyanazine	H115 A	µg/l	0.306 ±	0.0189	0.0428	14
	H115 B	µg/l	0.623 ±	0.045	0.0873	14
Dimethenamide	H115 A	µg/l	0.481 ±	0.0447	0.0481	10
	H115 B	µg/l	0.201 ±	0.00949	0.0201	10
Diuron	H115 A	µg/l	0.647 ±	0.0498	0.0841	13
	H115 B	µg/l	0.195 ±	0.00956	0.0253	13
Metolachlor	H115 A	µg/l	0.496 ±	0.0154	0.0743	15
	H115 B	µg/l	0.151 ±	0.00462	0.0227	15
N,N-Dimethylsulfamide (DMS)	H115 A	µg/l	0.19 ±	0.0158	0.0285	15
	H115 B	µg/l	0.382 ±	0.0292	0.0573	15
Nicosulfurone	H115 A	µg/l	0.305 ±	0.0313	0.0764	25
	H115 B	µg/l	0.694 ±	0.0492	0.173	25
Prometryn	H115 A	µg/l	0.593 ±	0.0599	0.0948	16
	H115 B	µg/l	0.34 ±	0.00812	0.0442	13
Propazine	H115 A	µg/l	0.346 ±	0.0138	0.045	13
	H115 B	µg/l	0.723 ±	0.0266	0.094	13
Sebuthylazine	H115 A	µg/l	- ±	-	-	-
	H115 B	µg/l	0.691 ±	0.0428	0.0643	9.3
Simazine	H115 A	µg/l	0.167 ±	0.00807	0.0184	11
	H115 B	µg/l	0.163 ±	0.0114	0.0179	11
Terbuthylazine	H115 A	µg/l	0.177 ±	0.00605	0.0194	11
	H115 B	µg/l	0.387 ±	0.0188	0.0425	11
Terbuthylazine-desethyl	H115 A	µg/l	0.402 ±	0.0151	0.0442	11
	H115 B	µg/l	0.166 ±	0.0119	0.0183	11
Terbutryn	H115 A	µg/l	0.342 ±	0.0185	0.0342	10
	H115 B	µg/l	0.367 ±	0.0171	0.0367	10

E6.2. Summary of results, after removal of outliers

Parameter	Sample	Number of results for calculation	Number of outliers	Unit	Mean	± CI (99%)	Minimum	Maximum	sR	vR [%]
2,6-Dichlorobenzamide	H115 A	17	0	µg/l	0.782	± 0.0558	0.667	0.905	0.0766	9.8
	H115 B	17	0	µg/l	0.38	± 0.0221	0.341	0.435	0.0303	8
Alachlor	H115 A	12	0	µg/l	0.424	± 0.0412	0.326	0.479	0.0476	11
	H115 B	12	0	µg/l	0.82	± 0.0551	0.702	0.907	0.0636	7.8
Atrazine	H115 A	19	2	µg/l	0.376	± 0.0209	0.338	0.45	0.0304	8.1
	H115 B	21	0	µg/l	0.703	± 0.0379	0.583	0.78	0.0579	8.2
Atrazine-desethyl	H115 A	21	0	µg/l	0.863	± 0.0969	0.571	1.23	0.148	17
	H115 B	17	4	µg/l	0.34	± 0.0205	0.284	0.392	0.0282	8.3
Atrazine-desethyl-desisopropyl	H115 A	6	0	µg/l	0.474	± 0.0934	0.356	0.555	0.0763	16
	H115 B	6	0	µg/l	0.637	± 0.241	0.308	0.875	0.196	31
Atrazine-desisopropyl	H115 A	17	3	µg/l	0.763	± 0.0689	0.513	0.882	0.0947	12
	H115 B	17	3	µg/l	0.384	± 0.0246	0.305	0.449	0.0338	8.8
Bromacil	H115 A	10	1	µg/l	0.361	± 0.0184	0.334	0.395	0.0194	5.4
	H115 B	11	0	µg/l	0.37	± 0.0253	0.325	0.433	0.0279	7.5
Chloridazon	H115 A	15	1	µg/l	0.136	± 0.0186	0.087	0.175	0.024	18
	H115 B	14	2	µg/l	0.323	± 0.0284	0.273	0.386	0.0354	11
Chloridazon-desphenyl	H115 A	14	1	µg/l	0.23	± 0.0346	0.126	0.299	0.0432	19
	H115 B	13	2	µg/l	0.392	± 0.0323	0.35	0.486	0.0388	9.9
Chloridazon-methyl-desphenyl	H115 A	11	3	µg/l	0.75	± 0.0383	0.671	0.819	0.0423	5.6
	H115 B	12	2	µg/l	0.797	± 0.0531	0.707	0.92	0.0613	7.7
Clopyralid	H115 A	8	1	µg/l	0.263	± 0.0307	0.233	0.325	0.029	11
	H115 B	9	0	µg/l	0.706	± 0.0841	0.581	0.826	0.0841	12
Cyanazine	H115 A	10	1	µg/l	0.306	± 0.0283	0.245	0.344	0.0298	9.8
	H115 B	11	0	µg/l	0.623	± 0.0675	0.489	0.723	0.0746	12
Dimethenamide	H115 A	13	0	µg/l	0.481	± 0.0671	0.305	0.586	0.0807	17
	H115 B	11	2	µg/l	0.201	± 0.0142	0.178	0.23	0.0157	7.8
Diuron	H115 A	17	0	µg/l	0.647	± 0.0747	0.404	0.792	0.103	16
	H115 B	16	1	µg/l	0.195	± 0.0143	0.168	0.23	0.0191	9.8
Metolachlor	H115 A	17	1	µg/l	0.496	± 0.0231	0.449	0.569	0.0317	6.4
	H115 B	17	1	µg/l	0.151	± 0.00692	0.134	0.167	0.00952	6.3
N,N-Dimethylsulfamide (DMS)	H115 A	10	0	µg/l	0.19	± 0.0237	0.158	0.237	0.025	13

Parameter	Sample	Number of results for calculation	Number of outliers	Unit	Mean	± CI (99%)	Minimum	Maximum	sR	vR [%]
N,N-Dimethylsulfamide (DMS)	H115 B	10	0	µg/l	0.382	± 0.0437	0.316	0.474	0.0461	12
Nicosulfurone	H115 A	12	0	µg/l	0.305	± 0.0469	0.217	0.384	0.0541	18
	H115 B	12	0	µg/l	0.694	± 0.0737	0.548	0.813	0.0851	12
Prometryn	H115 A	11	1	µg/l	0.58	± 0.0894	0.401	0.699	0.0989	17
	H115 B	9	3	µg/l	0.331	± 0.0295	0.258	0.357	0.0295	8.9
Propazine	H115 A	16	1	µg/l	0.349	± 0.019	0.291	0.384	0.0254	7.3
	H115 B	17	0	µg/l	0.723	± 0.0399	0.628	0.8	0.0548	7.6
Sebuthylazine	H115 A	1	0	µg/l	-	± -	0.181	0.181	-	-
	H115 B	11	1	µg/l	0.691	± 0.0642	0.54	0.797	0.071	10
Simazine	H115 A	17	4	µg/l	0.167	± 0.0121	0.139	0.194	0.0166	10
	H115 B	19	2	µg/l	0.163	± 0.0171	0.111	0.21	0.0248	15
Terbuthylazine	H115 A	18	3	µg/l	0.177	± 0.00907	0.154	0.203	0.0128	7.3
	H115 B	20	1	µg/l	0.387	± 0.0282	0.293	0.458	0.042	11
Terbuthylazine-desethyl	H115 A	16	3	µg/l	0.402	± 0.0226	0.333	0.451	0.0301	7.5
	H115 B	18	1	µg/l	0.166	± 0.0178	0.114	0.221	0.0252	15
Terbutryn	H115 A	16	0	µg/l	0.33	± 0.0346	0.244	0.401	0.0461	14
	H115 B	14	2	µg/l	0.367	± 0.0256	0.288	0.415	0.032	8.7

E7. Parameterorientierte Auswertung / Parameter oriented report

2-6-Dichlorobenzamide	35
Aalachlor	43
Atrazine	51
Atrazine-desethyl.....	59
Atrazine-desethyl-desisopropyl.....	67
Atrazine-desisopropyl	75
Bromacil	83
Chloridazon	91
Chloridazon-desphenyl.....	99
Chloridazon-methyl-desphenyl	107
Clopyralid	115
Cyanazine	123
Dimethenamide	131
Diuron	139
Metolachlor.....	147
N,N-Dimethylsulfamide (DMS).....	155
Nicosulfurone	163
Prometryn.....	171
Propazine	179
Sebuthylazine.....	187
Simazine	193
Terbuthylazine.....	201
Terbuthylazine-desethyl	209
Terbutryn.....	217

Parameter oriented report

H115 A

2,6-Dichlorobenzamide

Unit	µg/l
Assigned value ± U (k=2)	0.782 ± 0.0372
Criterion	0.117 (15 %)
Minimum - Maximum	0.667 - 0.905
Control test value ± U (k=2)	0.935 ± 0.281

Labcode	Result	± U	Recovery [%]	z-score	Comments
LC0001	0.667	0.1	85.3	-0.98	
LC0002	0.905	0.181	116	1.05	
LC0003	0.876	0.153	112	0.8	
LC0004	0.703	0.197	89.9	-0.68	
LC0005	-	-	-	-	
LC0006	0.798	0.326	102	0.13	
LC0007	-	-	-	-	
LC0008	-	-	-	-	
LC0009	0.693	0.21	88.6	-0.76	
LC0010	0.849	0.021	109	0.57	
LC0011	0.8725	0.191	112	0.77	
LC0012	0.80086	0.14415	102	0.16	
LC0013	0.69	0.138	88.2	-0.79	
LC0014	0.726	0.166	92.8	-0.48	
LC0015	0.825	0.17	105	0.36	
LC0016	0.759	0.152	97	-0.2	
LC0017	0.73	0.015	93.3	-0.45	
LC0018	0.8636	0.2159	110	0.69	
LC0019	0.717	0.108	91.7	-0.56	
LC0020	-	-	-	-	
LC0021	0.824	0.173	105	0.36	

Characteristics of parameter

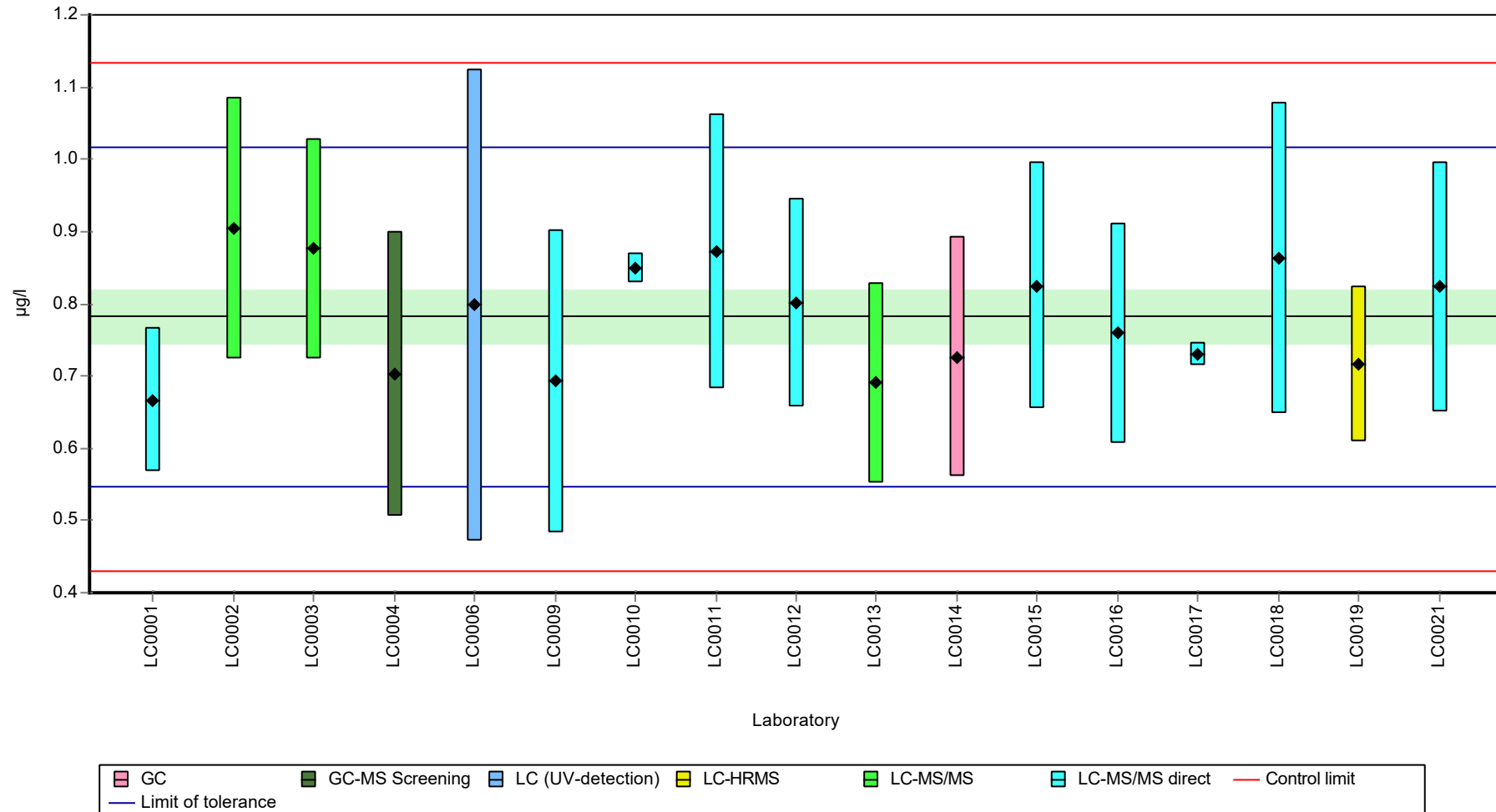
	all results	without outliers	Unit
Mean ± CI (99%)	0.782 ± 0.0558	0.782 ± 0.0558	µg/l
Minimum	0.667	0.667	µg/l
Maximum	0.905	0.905	µg/l
Standard deviation	0.0766	0.0766	µg/l
rel. standard deviation	9.8	9.8	%
n	17	17	-

Parameter oriented report Pesticides H115

Sample: H115A, Parameter: 2,6-Dichlorobenzamide

Graphical presentation of results

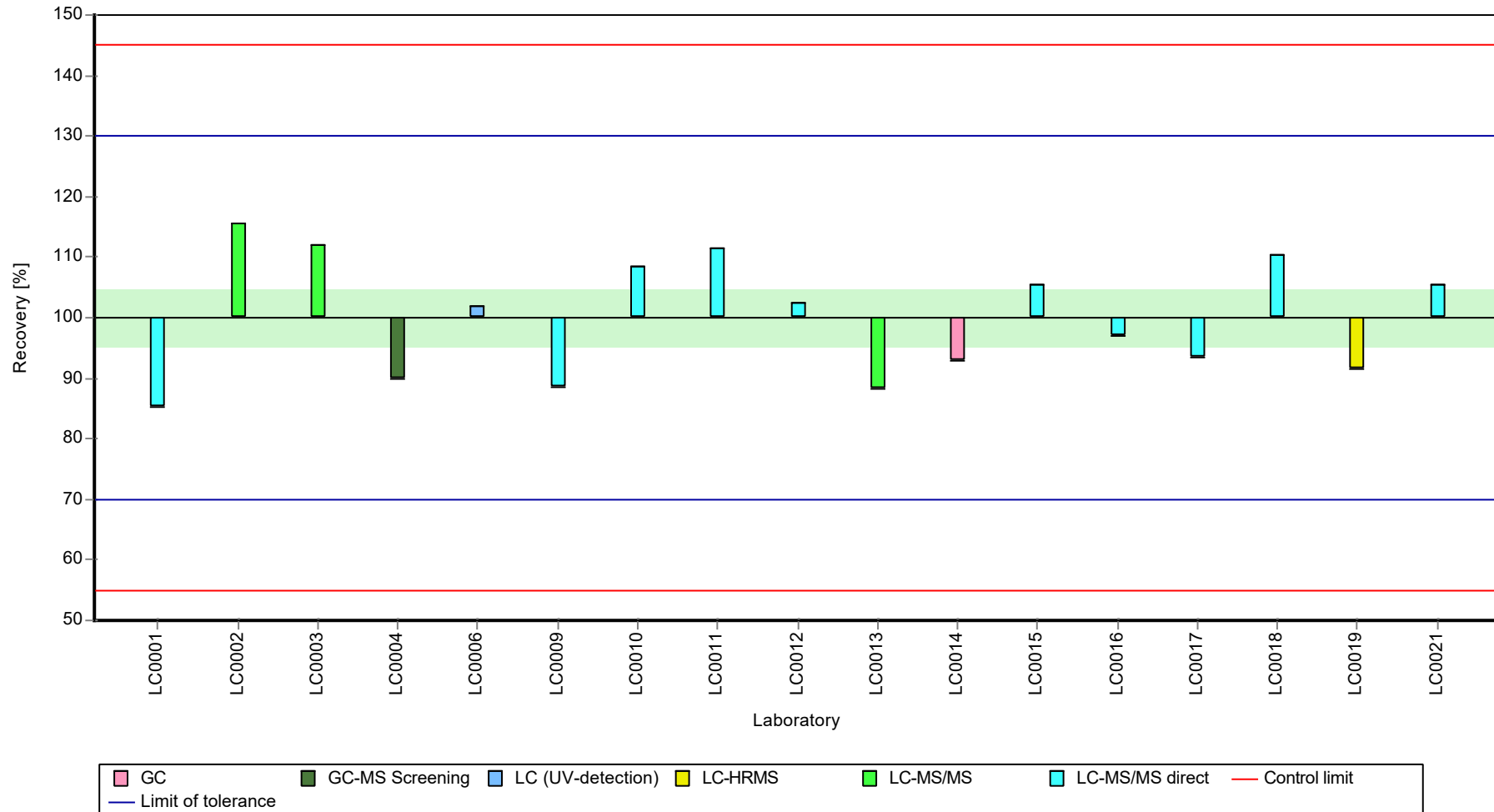
Results



Parameter oriented report Pesticides H115

Sample: H115A, Parameter: 2,6-Dichlorobenzamide

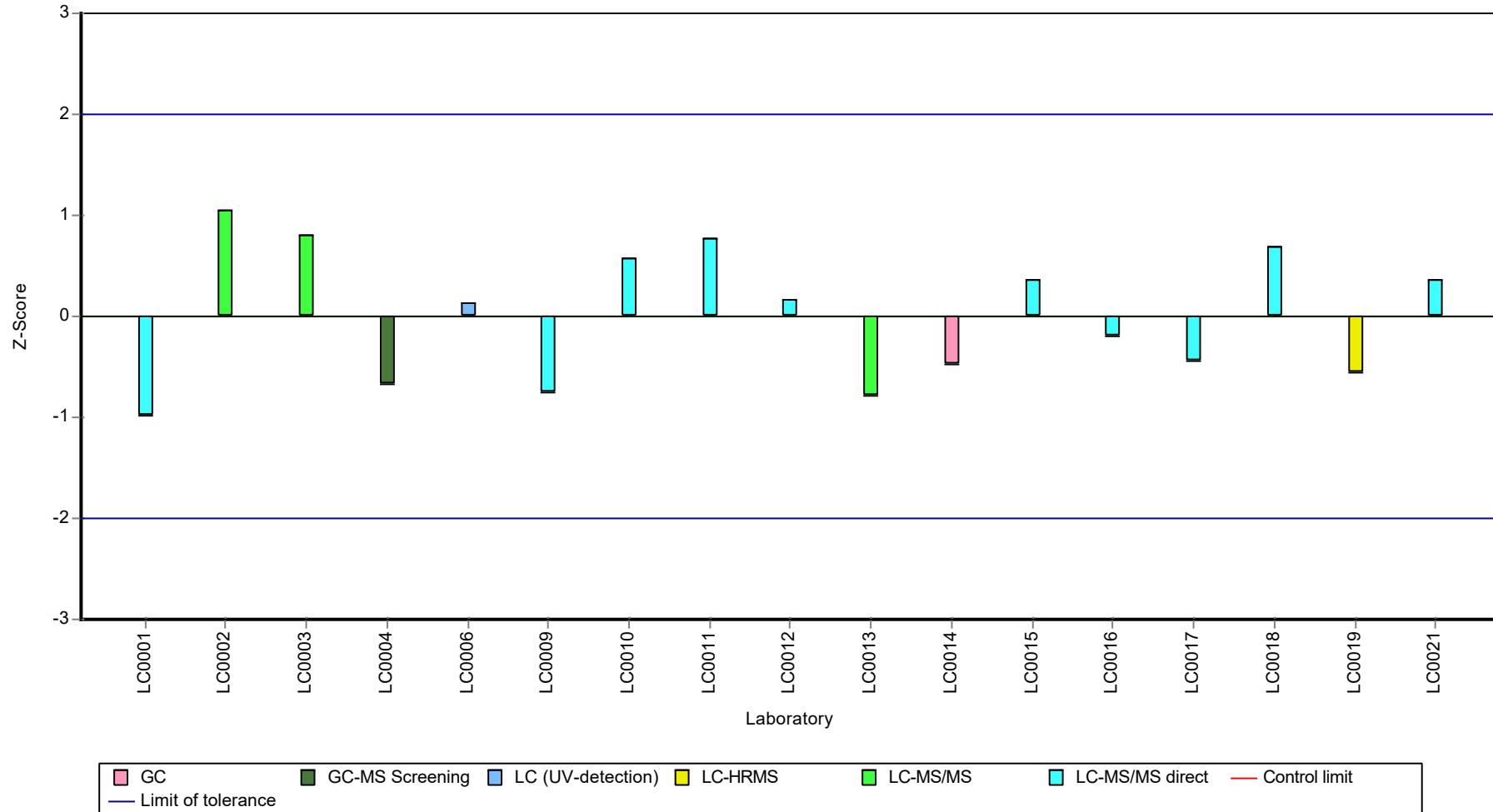
Recovery rate



Parameter oriented report Pesticides H115

Sample: H115A, Parameter: 2,6-Dichlorobenzamide

Z-score



Parameter oriented report

H115 B

2,6-Dichlorobenzamide

Unit	µg/l
Assigned value ± U (k=2)	0.38 ± 0.0147
Criterion	0.057 (15 %)
Minimum - Maximum	0.341 - 0.435
Control test value ± U (k=2)	0.429 ± 0.129

Labcode	Result	± U	Recovery [%]	z-score	Comments
LC0001	0.36	0.054	94.7	-0.35	
LC0002	0.393	0.079	103	0.22	
LC0003	0.41	0.072	108	0.52	
LC0004	0.341	0.095	89.7	-0.69	
LC0005	-	-	-	-	
LC0006	0.399	0.163	105	0.33	
LC0007	-	-	-	-	
LC0008	-	-	-	-	
LC0009	0.353	0.11	92.8	-0.48	
LC0010	0.398	0.009	105	0.31	
LC0011	0.435	0.095	114	0.96	
LC0012	0.34727	0.06251	91.3	-0.58	
LC0013	0.342	0.068	90	-0.67	
LC0014	0.423	0.096	111	0.75	
LC0015	0.396	0.079	104	0.28	
LC0016	0.395	0.079	104	0.26	
LC0017	0.351	0.003	92.3	-0.51	
LC0018	0.3521	0.088	92.6	-0.49	
LC0019	0.364	0.055	95.7	-0.28	
LC0020	-	-	-	-	
LC0021	0.404	0.085	106	0.42	

Characteristics of parameter

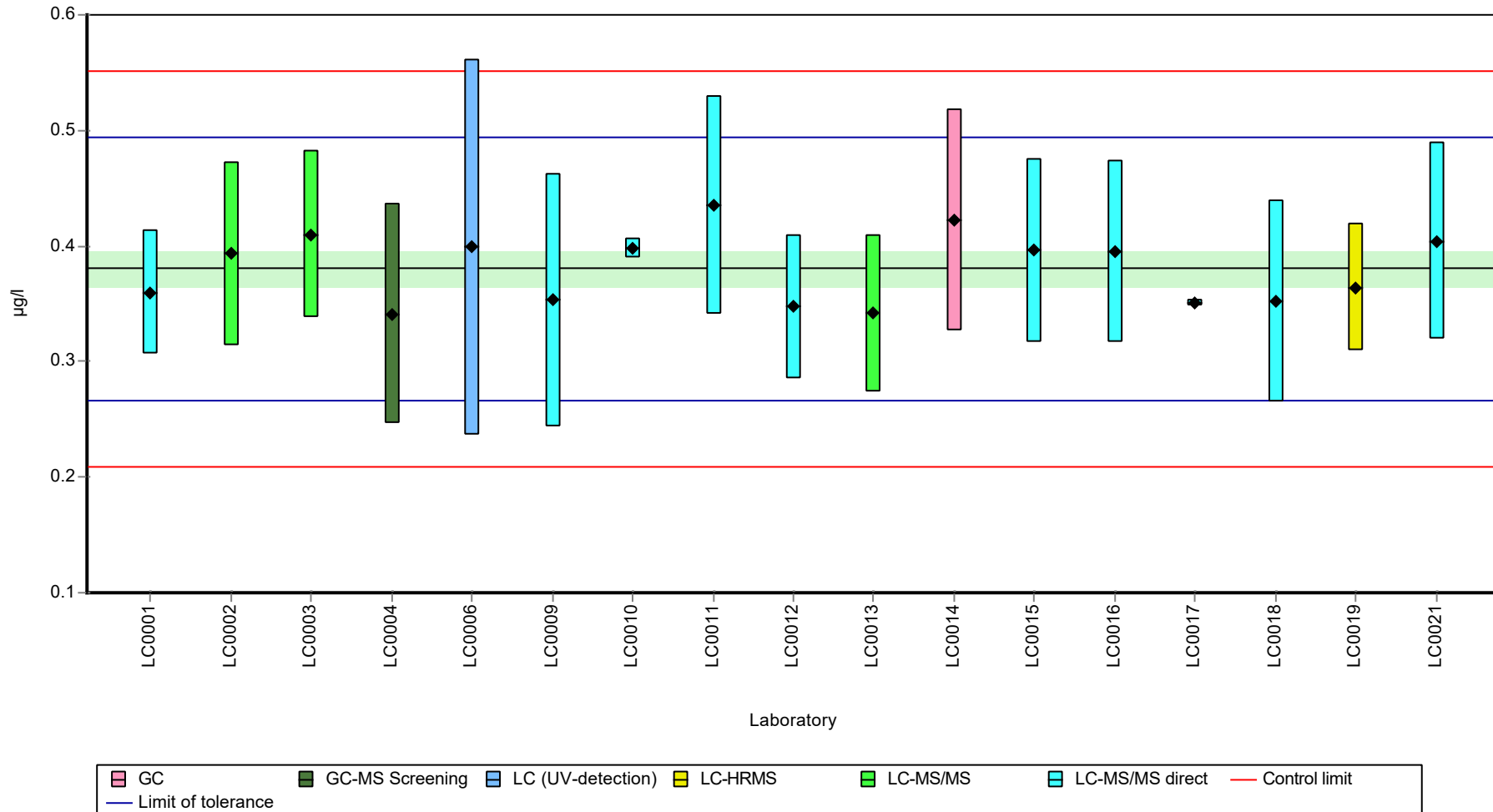
	all results	without outliers	Unit
Mean ± CI (99%)	0.38 ± 0.0221	0.38 ± 0.0221	µg/l
Minimum	0.341	0.341	µg/l
Maximum	0.435	0.435	µg/l
Standard deviation	0.0303	0.0303	µg/l
rel. standard deviation	7.98	7.98	%
n	17	17	-

Parameter oriented report Pesticides H115

Sample: H115B, Parameter: 2,6-Dichlorobenzamide

Graphical presentation of results

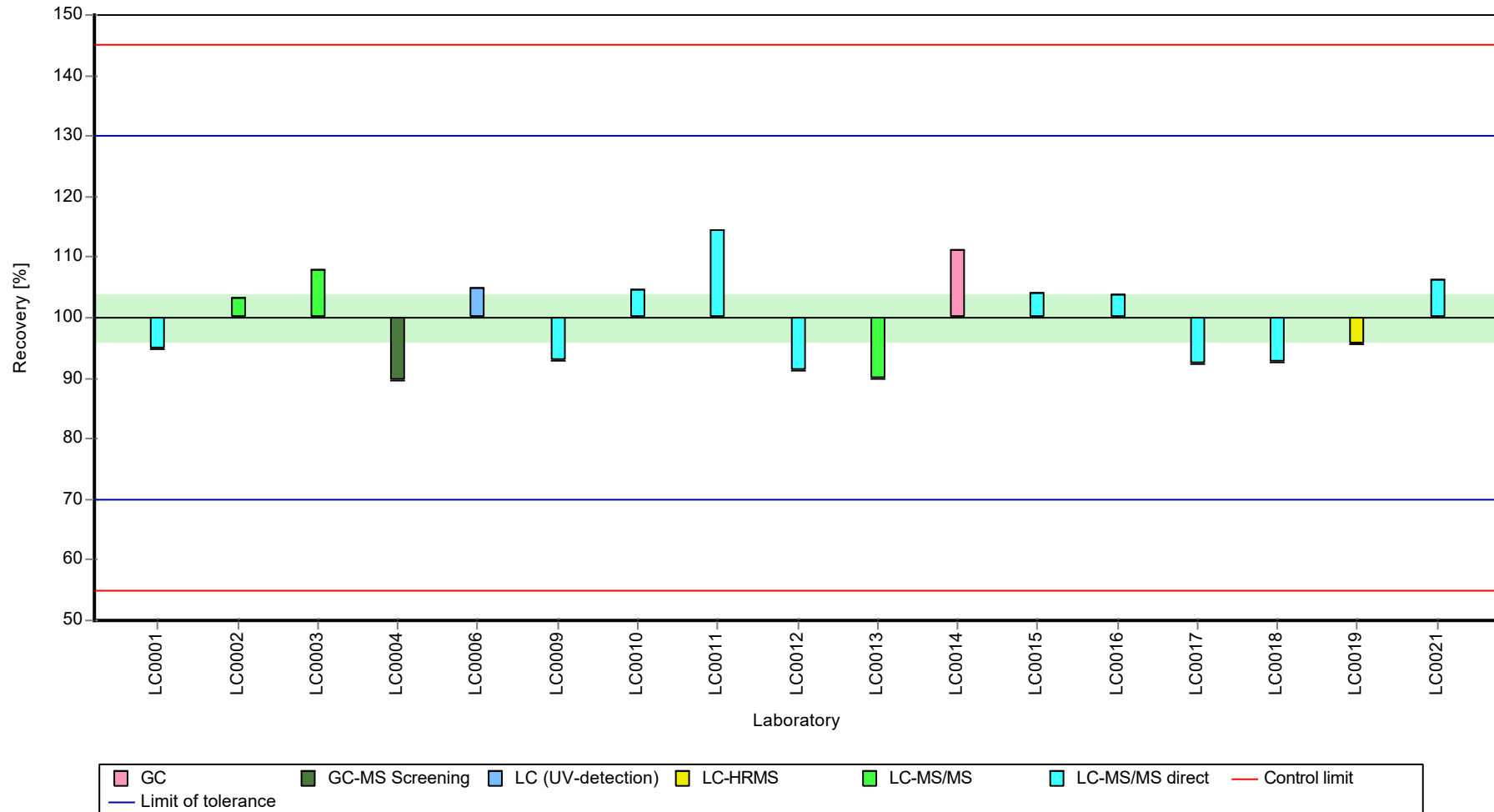
Results



Parameter oriented report Pesticides H115

Sample: H115B, Parameter: 2,6-Dichlorobenzamide

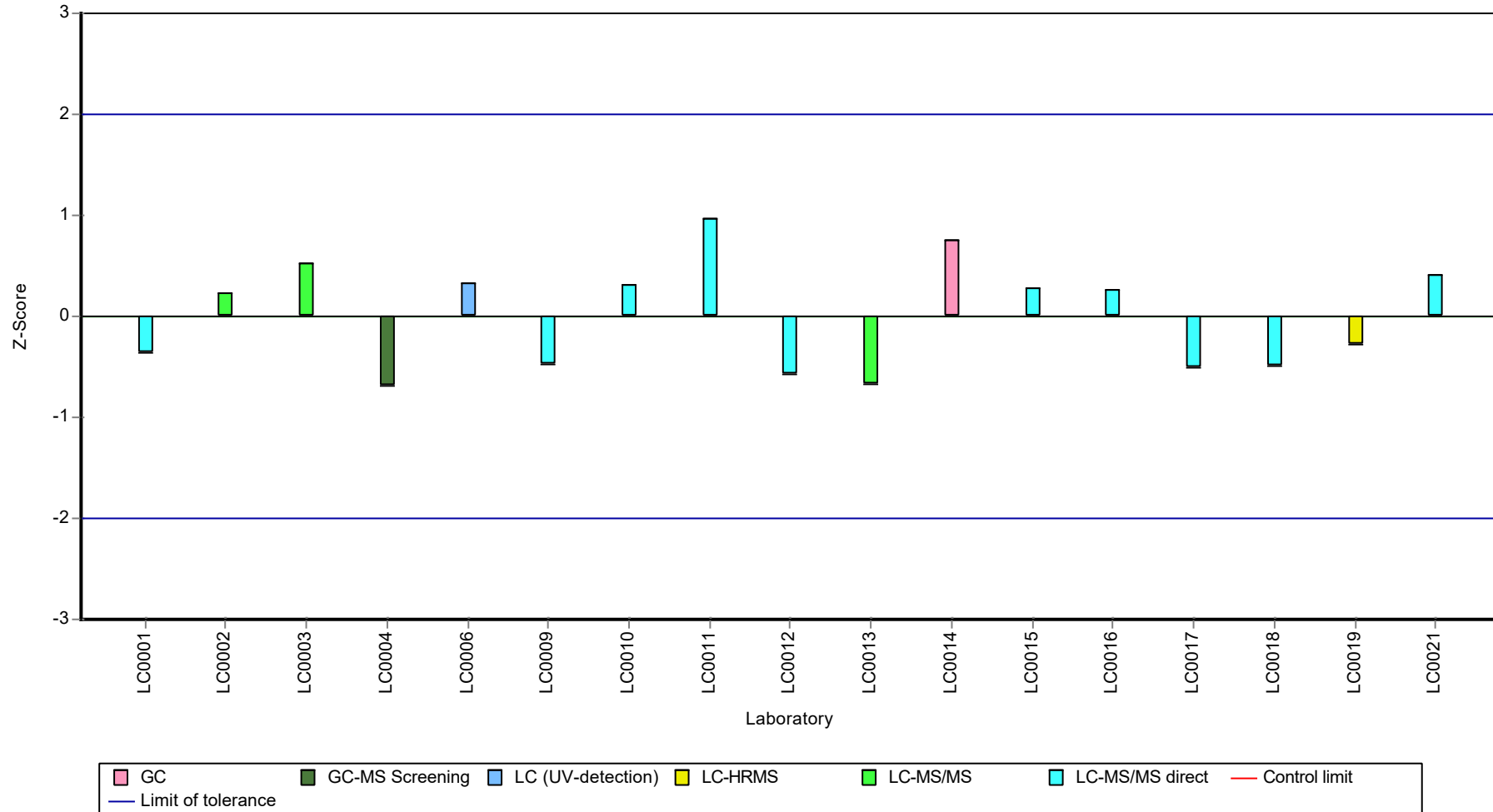
Recovery rate



Parameter oriented report Pesticides H115

Sample: H115B, Parameter: 2,6-Dichlorobenzamide

Z-score



Parameter oriented report Pesticides H115

Sample: H115A, Parameter: Alachlor

Parameter oriented report

H115 A

Alachlor

Unit	µg/l
Assigned value ± U (k=2)	0.424 ± 0.0275
Criterion	0.0508 (12 %)
Minimum - Maximum	0.326 - 0.479
Control test value ± U (k=2)	0.461 ± 0.0691

Labcode	Result	± U	Recovery [%]	z-score	Comments
LC0001	0.47	0.071	111	0.91	
LC0002	0.465	0.093	110	0.81	
LC0003	0.437	0.066	103	0.26	
LC0004	-	-	-	-	
LC0005	0.326	0.049	77	-1.92	
LC0006	-	-	-	-	
LC0007	-	-	-	-	
LC0008	-	-	-	-	
LC0009	-	-	-	-	
LC0010	0.43	0.01	102	0.13	
LC0011	0.417	0.129	98.4	-0.13	
LC0012	0.43922	0.07906	104	0.31	
LC0013	0.36	0.072	85	-1.25	
LC0014	0.41	0.07	96.8	-0.27	
LC0015	0.468	0.094	110	0.87	
LC0016	-	-	-	-	
LC0017	0.479	0.013	113	1.09	
LC0018	-	-	-	-	
LC0019	0.382	0.057	90.2	-0.82	
LC0020	-	-	-	-	
LC0021	-	-	-	-	

Characteristics of parameter

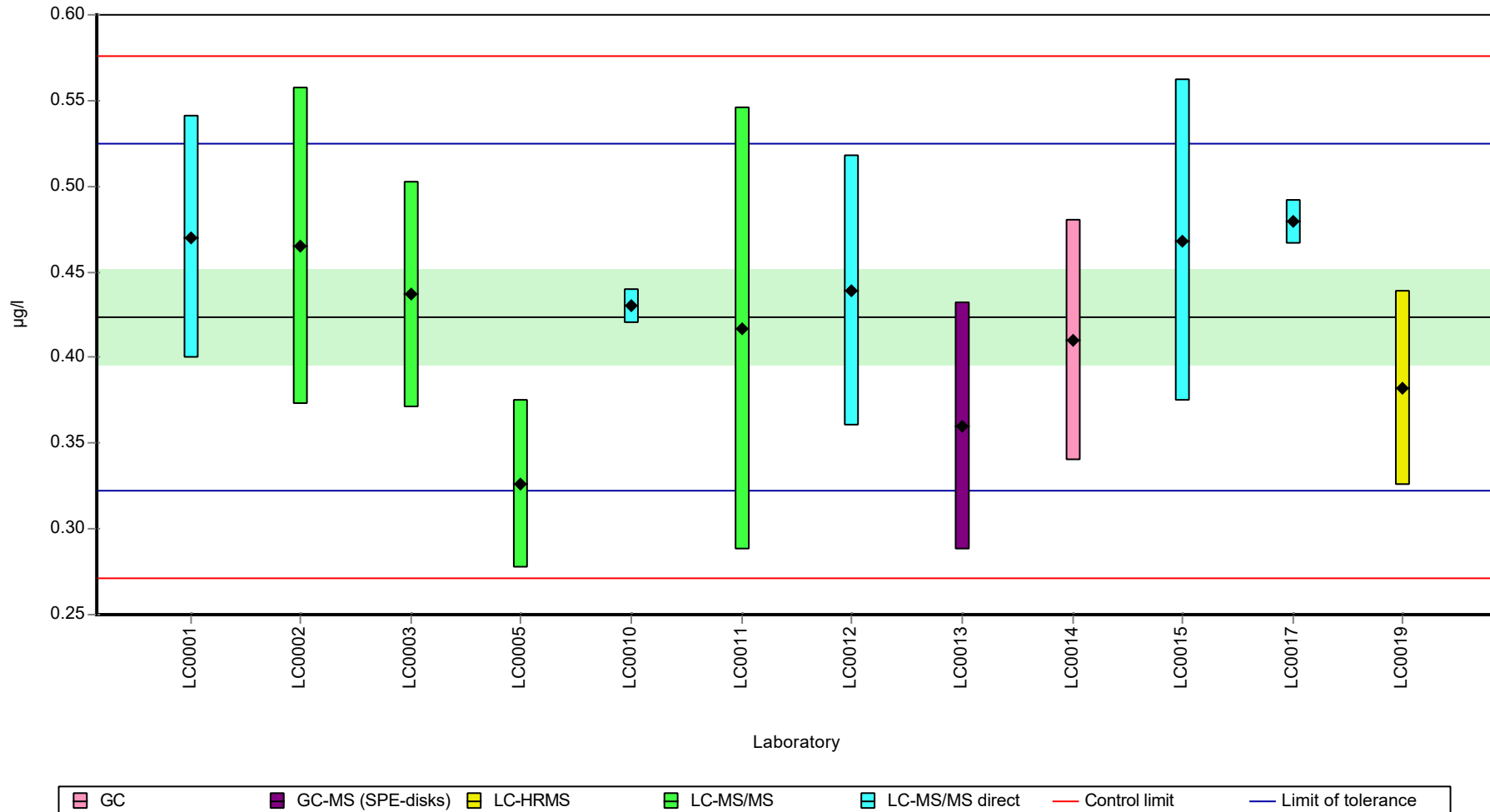
	all results	without outliers	Unit
Mean ± CI (99%)	0.424 ± 0.0412	0.424 ± 0.0412	µg/l
Minimum	0.326	0.326	µg/l
Maximum	0.479	0.479	µg/l
Standard deviation	0.0476	0.0476	µg/l
rel. standard deviation	11.2	11.2	%
n	12	12	-

Parameter oriented report Pesticides H115

Sample: H115A, Parameter: Alachlor

Graphical presentation of results

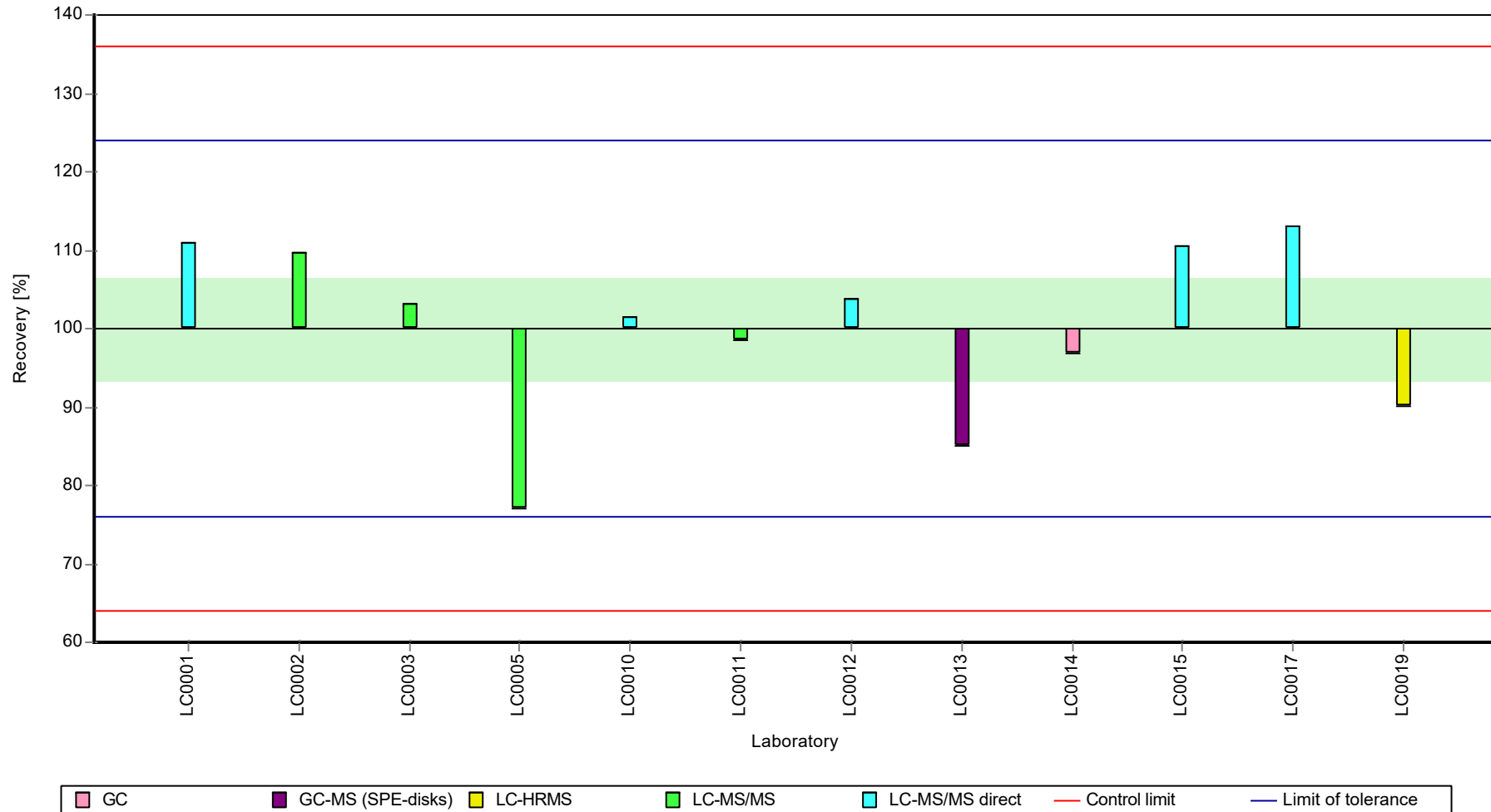
Results



Parameter oriented report Pesticides H115

Sample: H115A, Parameter: Alachlor

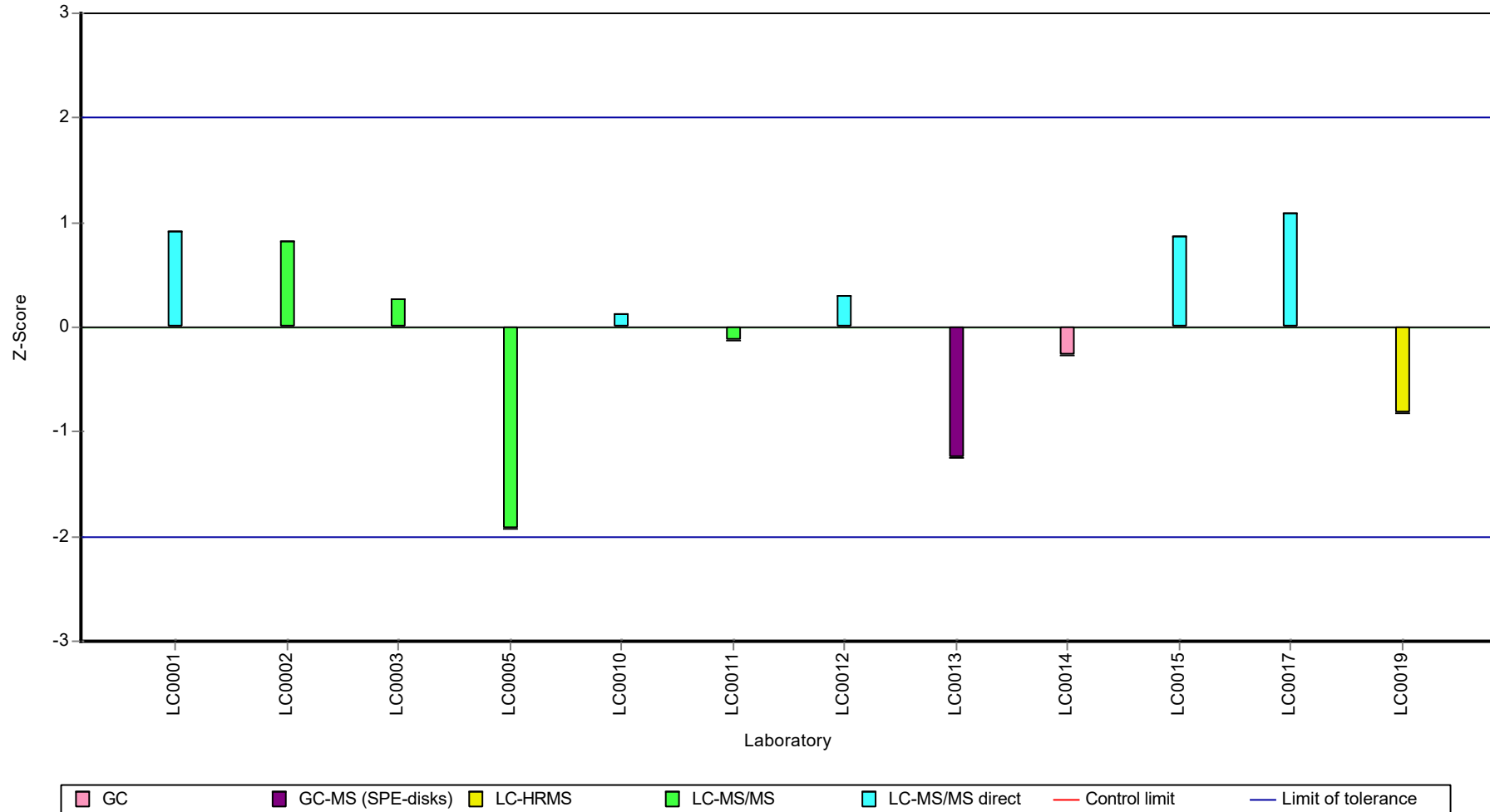
Recovery rate



Parameter oriented report Pesticides H115

Sample: H115A, Parameter: Alachlor

Z-score



Parameter oriented report Pesticides H115

Sample: H115B, Parameter: Alachlor

Parameter oriented report

H115 B

Alachlor

Unit	µg/l
Assigned value ± U (k=2)	0.82 ± 0.0367
Criterion	0.0984 (12 %)
Minimum - Maximum	0.702 - 0.907
Control test value ± U (k=2)	0.915 ± 0.137

Labcode	Result	± U	Recovery [%]	z-score	Comments
LC0001	0.841	0.126	103	0.22	
LC0002	0.866	0.173	106	0.47	
LC0003	0.879	0.132	107	0.6	
LC0004	-	-	-	-	
LC0005	0.787	0.118	96	-0.33	
LC0006	-	-	-	-	
LC0007	-	-	-	-	
LC0008	-	-	-	-	
LC0009	-	-	-	-	
LC0010	0.797	0.034	97.2	-0.23	
LC0011	0.87	0.268	106	0.51	
LC0012	0.82701	0.14886	101	0.07	
LC0013	0.702	0.14	85.6	-1.2	
LC0014	0.76	0.129	92.7	-0.61	
LC0015	0.907	0.18	111	0.89	
LC0016	-	-	-	-	
LC0017	0.865	0.008	106	0.46	
LC0018	-	-	-	-	
LC0019	0.735	0.11	89.7	-0.86	
LC0020	-	-	-	-	
LC0021	-	-	-	-	

Characteristics of parameter

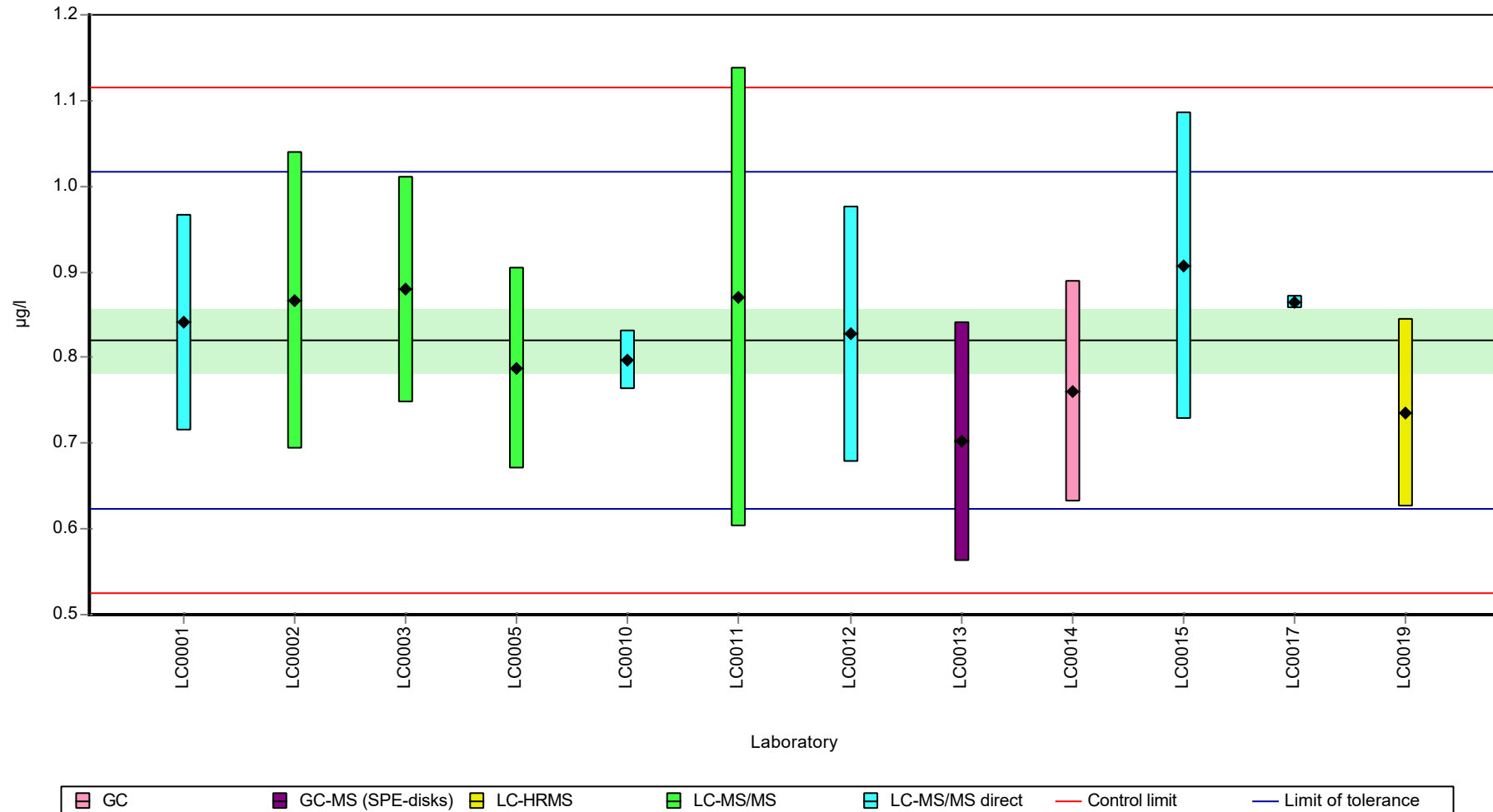
	all results	without outliers	Unit
Mean ± CI (99%)	0.82 ± 0.0551	0.82 ± 0.0551	µg/l
Minimum	0.702	0.702	µg/l
Maximum	0.907	0.907	µg/l
Standard deviation	0.0636	0.0636	µg/l
rel. standard deviation	7.76	7.76	%
n	12	12	-

Parameter oriented report Pesticides H115

Sample: H115B, Parameter: Alachlor

Graphical presentation of results

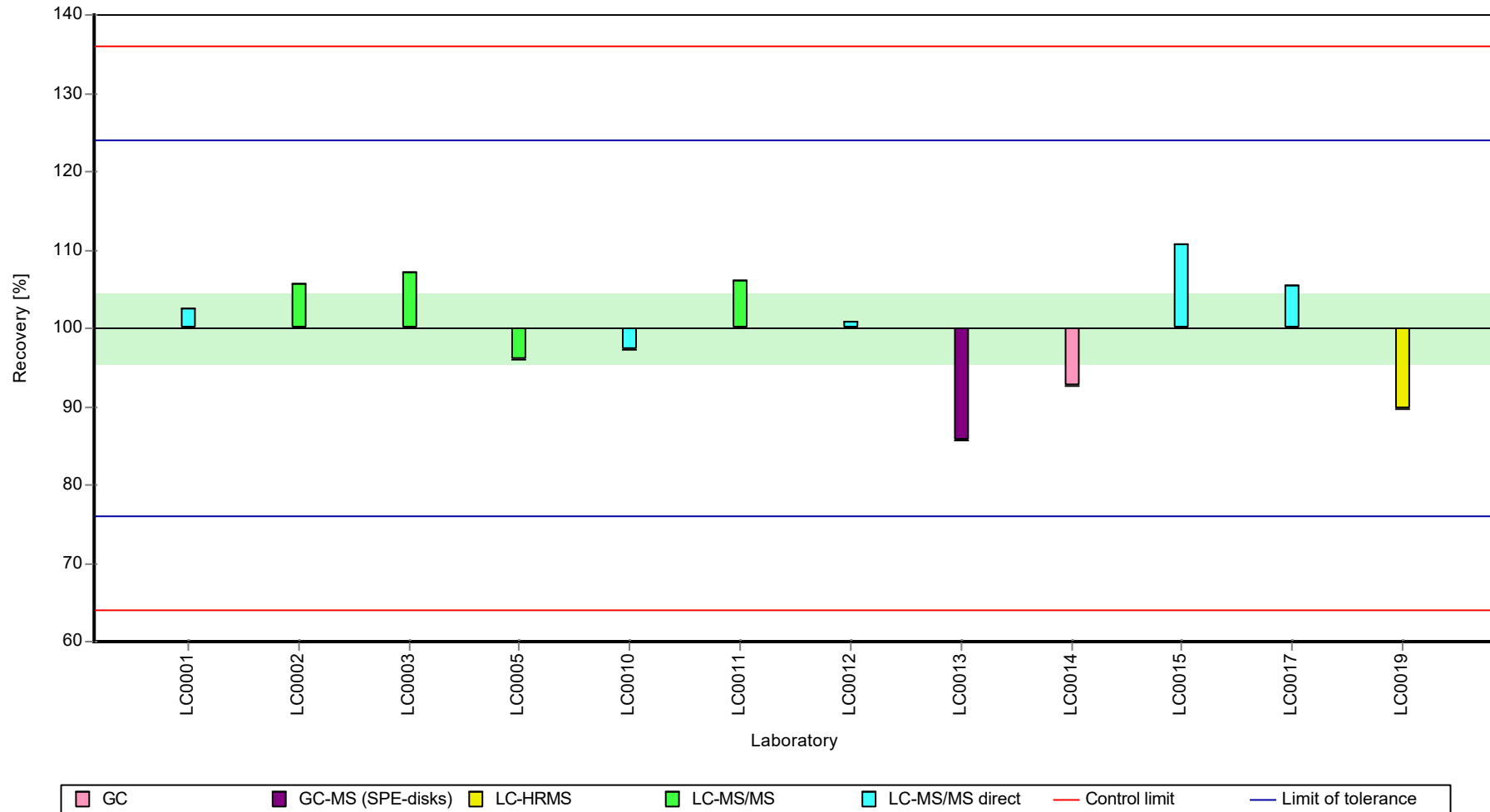
Results



Parameter oriented report Pesticides H115

Sample: H115B, Parameter: Alachlor

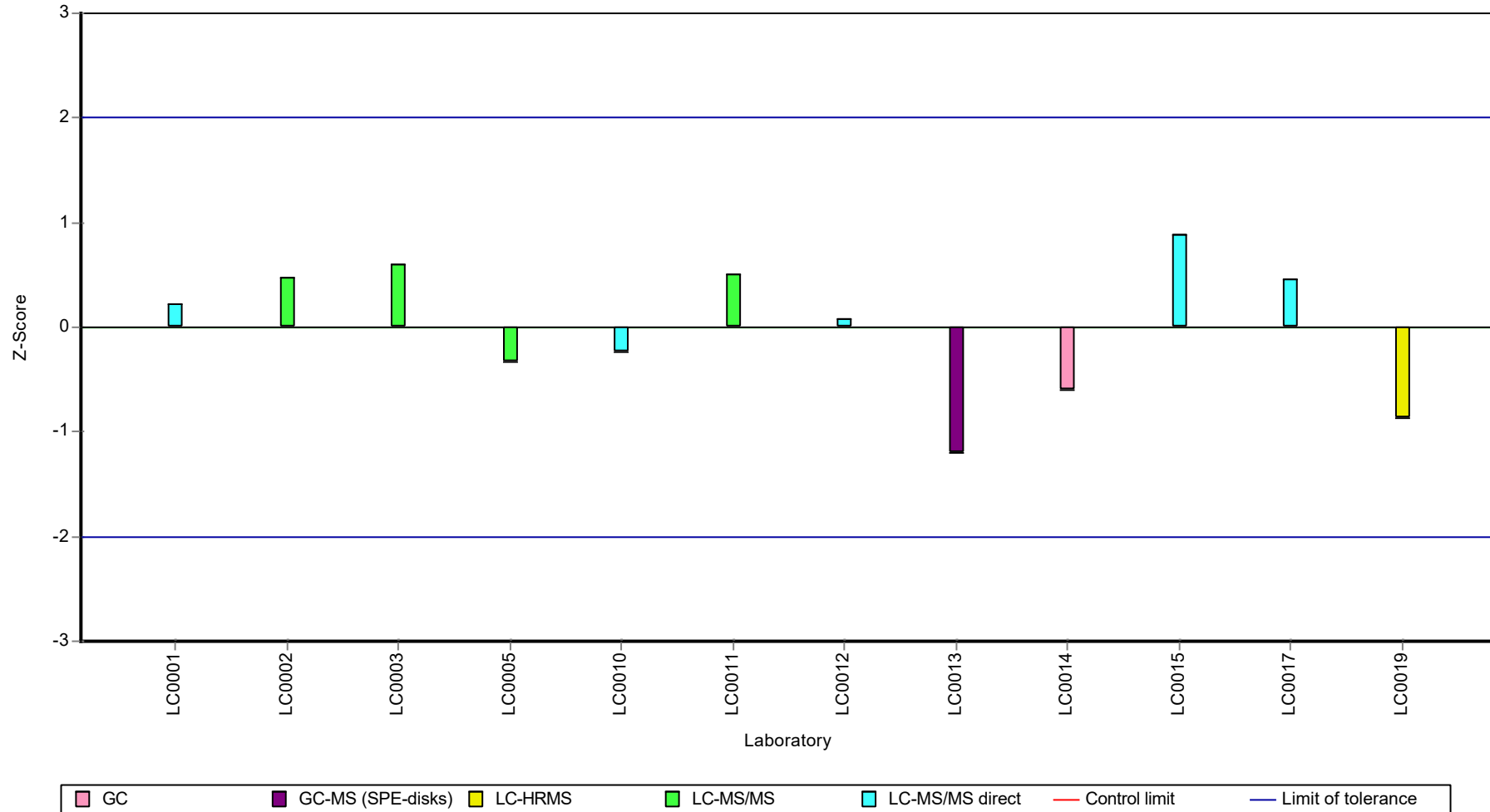
Recovery rate



Parameter oriented report Pesticides H115

Sample: H115B, Parameter: Alachlor

Z-score



Parameter oriented report Pesticides H115

Sample: H115A, Parameter: Atrazine

Parameter oriented report

H115 A

Atrazine

Unit	µg/l
Assigned value ± U (k=2)	0.376 ± 0.014
Criterion	0.0414 (11 %)
Minimum - Maximum	0.338 - 0.45
Control test value ± U (k=2)	0.377 ± 0.0566

Labcode	Result	± U	Recovery [%]	z-score	Comments
LC0001	0.35	0.053	93	-0.63	
LC0002	0.413	0.083	110	0.89	
LC0003	0.392	0.049	104	0.38	
LC0004	0.363	0.1127	96.5	-0.32	
LC0005	0.245	0.037	65.1	-3.17	H
LC0006	0.353	0.091	93.8	-0.56	
LC0007	0.351	0.0576	93.3	-0.61	
LC0008	0.812	0.13	216	10.53	H
LC0009	0.405	0.12	108	0.7	
LC0010	0.426	0.033	113	1.2	
LC0011	0.45	0.099	120	1.78	
LC0012	0.36383	0.06549	96.7	-0.3	
LC0013	0.346	0.069	92	-0.73	
LC0014	0.373	0.058	99.2	-0.08	
LC0015	0.382	0.057	102	0.14	
LC0016	0.369	0.074	98.1	-0.17	
LC0017	0.371	0.005	98.6	-0.13	
LC0018	0.3376	0.0844	89.7	-0.93	
LC0019	0.338	0.051	89.9	-0.92	
LC0020	0.377	0.06	100	0.02	
LC0021	0.387	0.112	103	0.26	

Characteristics of parameter

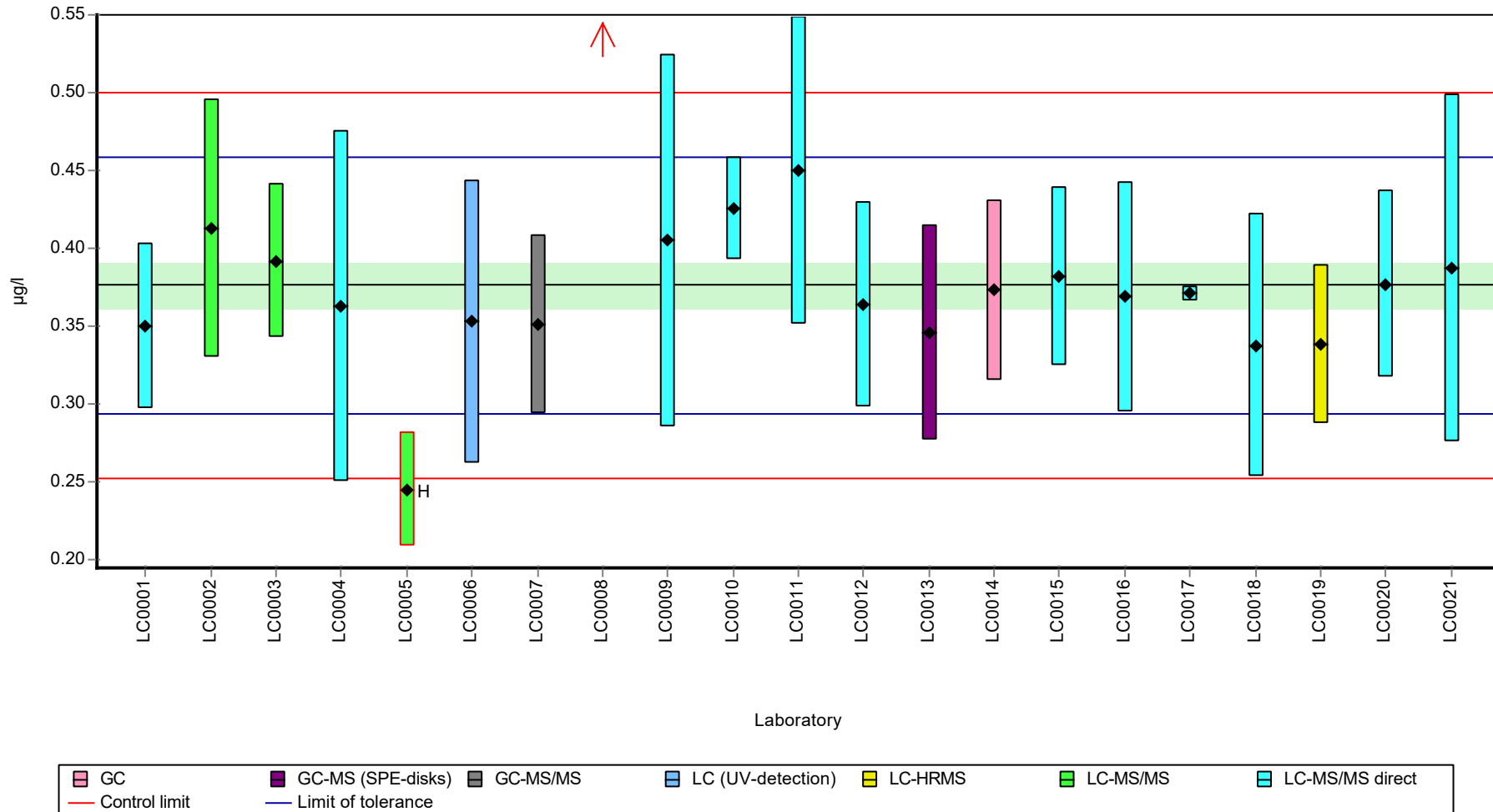
	all results	without outliers	Unit
Mean ± CI (99%)	0.391 ± 0.0686	0.376 ± 0.0209	µg/l
Minimum	0.245	0.338	µg/l
Maximum	0.812	0.45	µg/l
Standard deviation	0.105	0.0304	µg/l
rel. standard deviation	26.8	8.08	%
n	21	19	-

Parameter oriented report Pesticides H115

Sample: H115A, Parameter: Atrazine

Graphical presentation of results

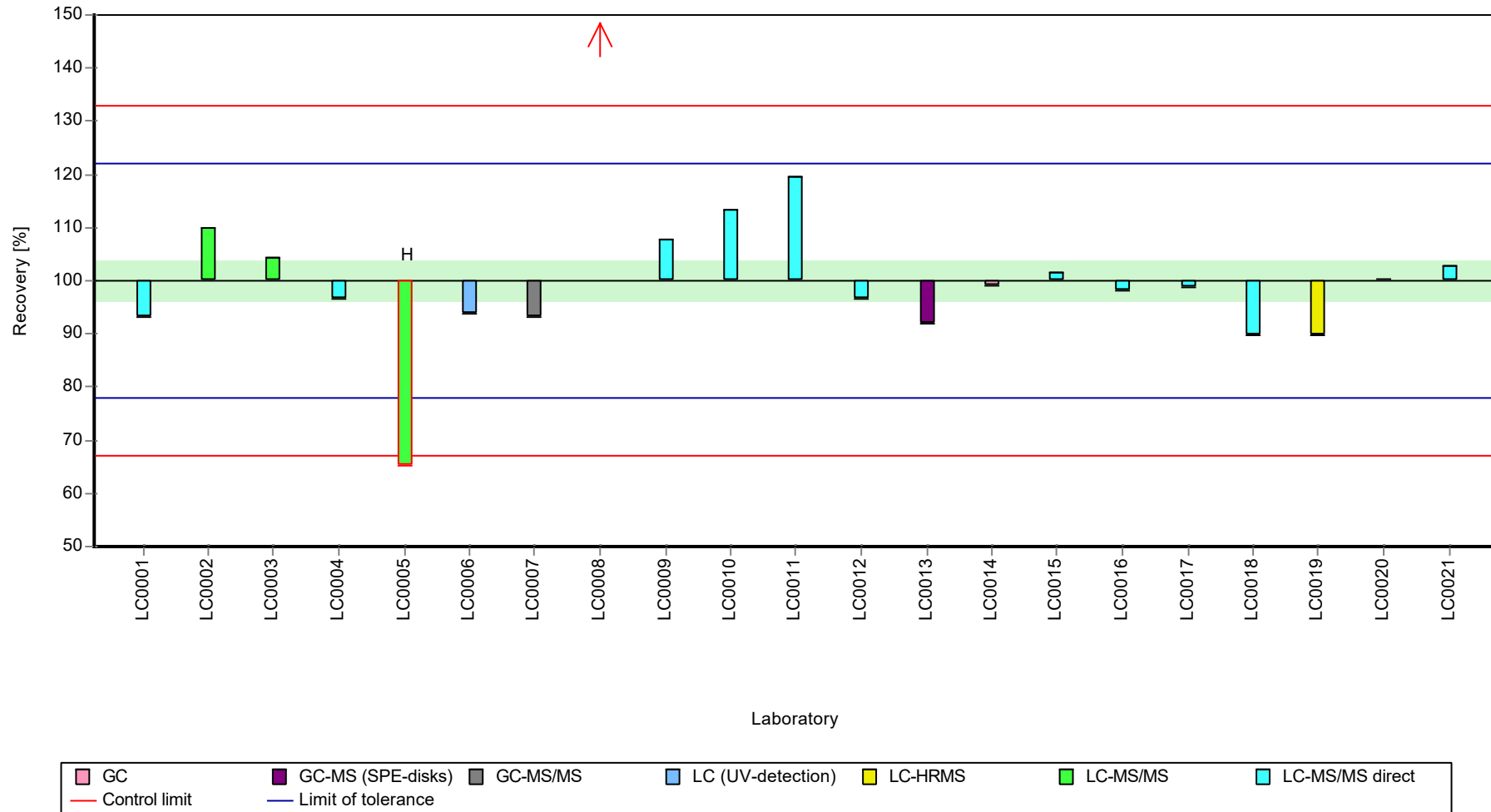
Results



Parameter oriented report Pesticides H115

Sample: H115A, Parameter: Atrazine

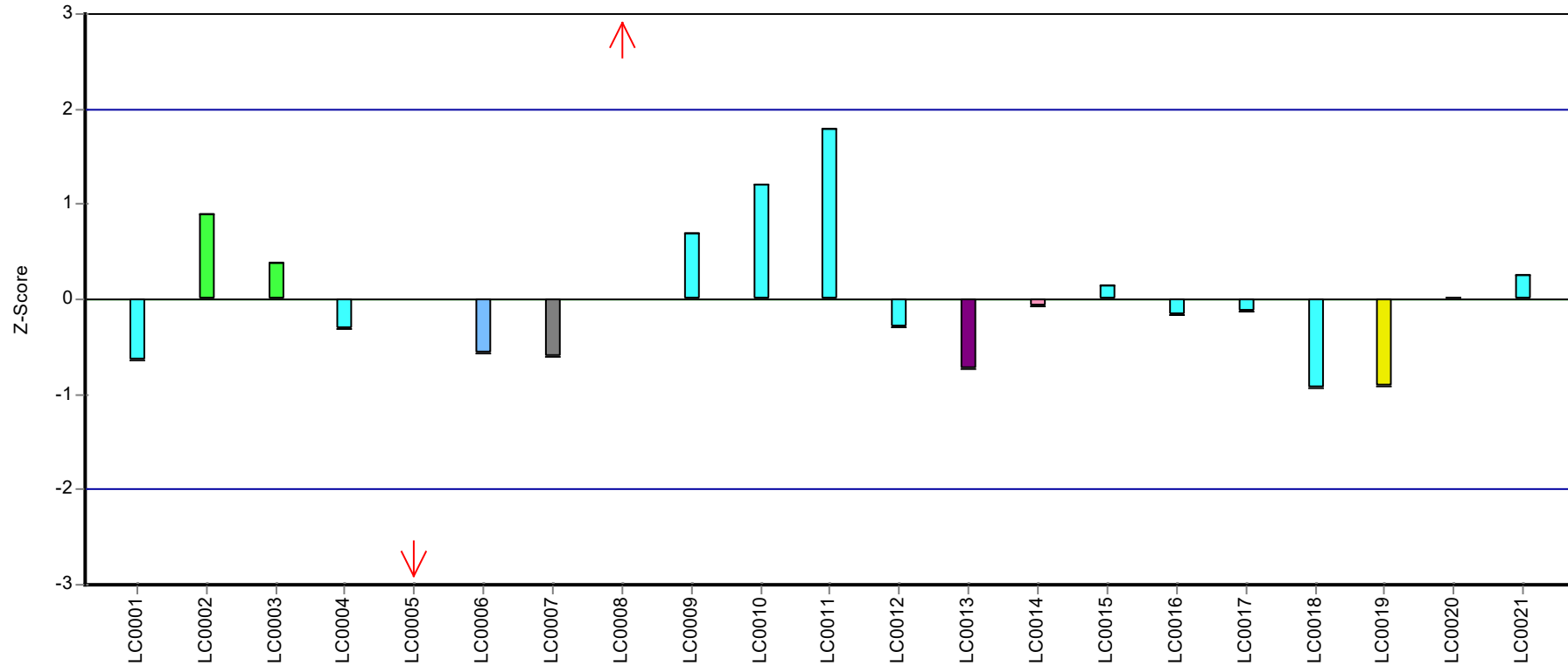
Recovery rate



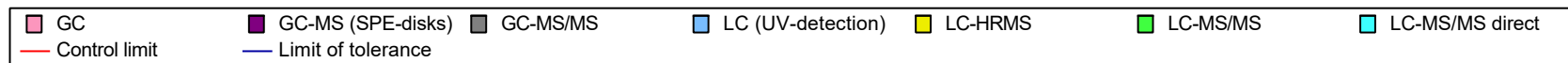
Parameter oriented report Pesticides H115

Sample: H115A, Parameter: Atrazine

Z-score



Laboratory



Parameter oriented report Pesticides H115

Sample: H115B, Parameter: Atrazine

Parameter oriented report

H115 B

Atrazine

Unit	µg/l
Assigned value ± U (k=2)	0.703 ± 0.0253
Criterion	0.0773 (11 %)
Minimum - Maximum	0.583 - 0.78
Control test value ± U (k=2)	0.723 ± 0.108

Labcode	Result	± U	Recovery [%]	z-score	Comments
LC0001	0.614	0.092	87.3	-1.15	
LC0002	0.78	0.156	111	1	
LC0003	0.769	0.096	109	0.85	
LC0004	0.7399	0.2294	105	0.48	
LC0005	0.596	0.089	84.8	-1.38	
LC0006	0.682	0.177	97	-0.27	
LC0007	0.652	0.1069	92.7	-0.66	
LC0008	0.758	0.12	108	0.71	
LC0009	0.773	0.23	110	0.91	
LC0010	0.731	0.033	104	0.36	
LC0011	0.744	0.163	106	0.53	
LC0012	0.71308	0.12835	101	0.13	
LC0013	0.583	0.117	82.9	-1.55	
LC0014	0.69	0.104	98.2	-0.17	
LC0015	0.743	0.11	106	0.52	
LC0016	0.72	0.144	102	0.22	
LC0017	0.685	0.013	97.4	-0.23	
LC0018	0.6885	0.1721	97.9	-0.19	
LC0019	0.646	0.097	91.9	-0.74	
LC0020	0.705	0.12	100	0.03	
LC0021	0.75	0.218	107	0.61	

Characteristics of parameter

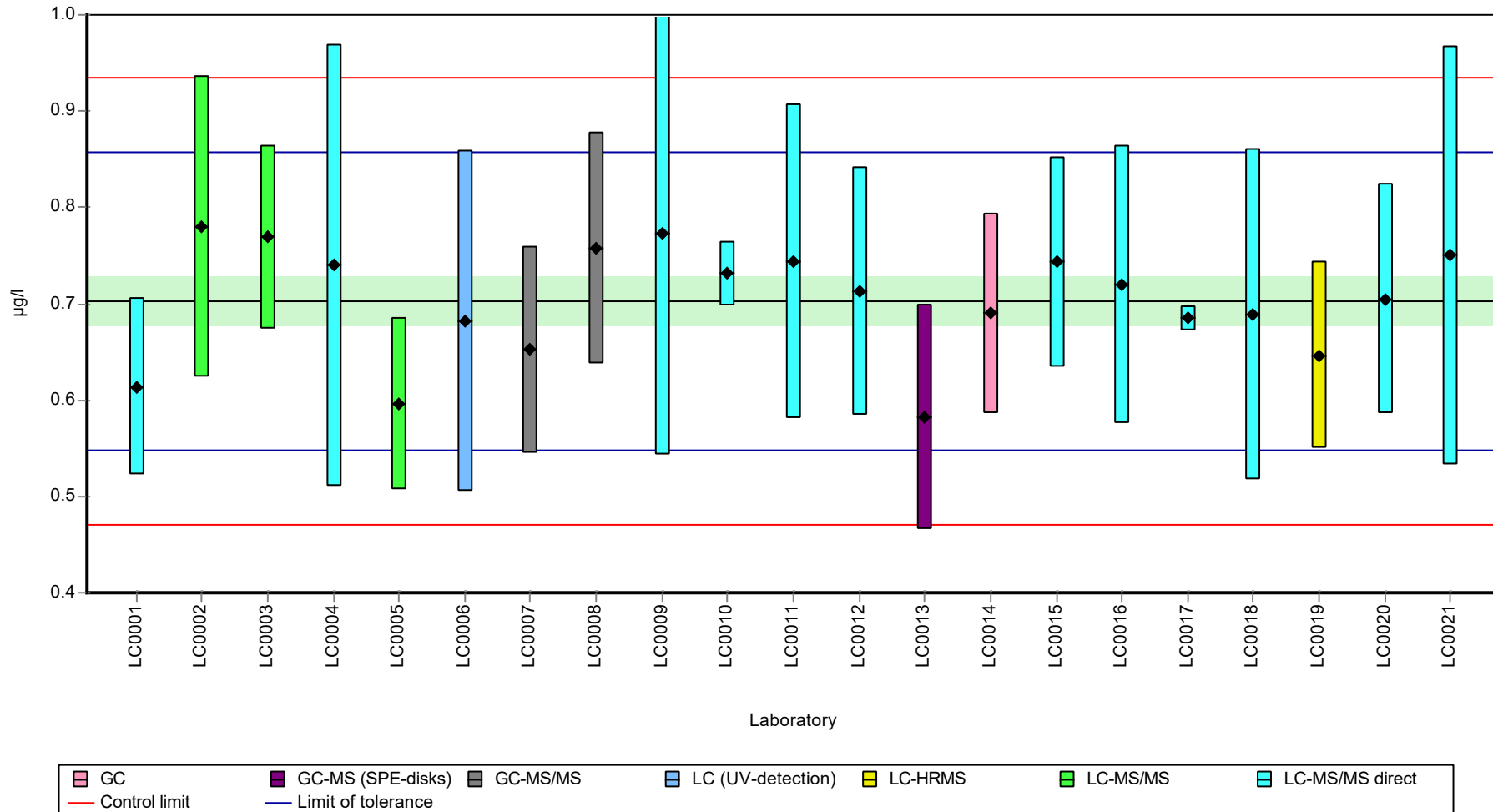
	all results	without outliers	Unit
Mean ± CI (99%)	0.703 ± 0.0379	0.703 ± 0.0379	µg/l
Minimum	0.583	0.583	µg/l
Maximum	0.78	0.78	µg/l
Standard deviation	0.0579	0.0579	µg/l
rel. standard deviation	8.23	8.23	%
n	21	21	-

Parameter oriented report Pesticides H115

Sample: H115B, Parameter: Atrazine

Graphical presentation of results

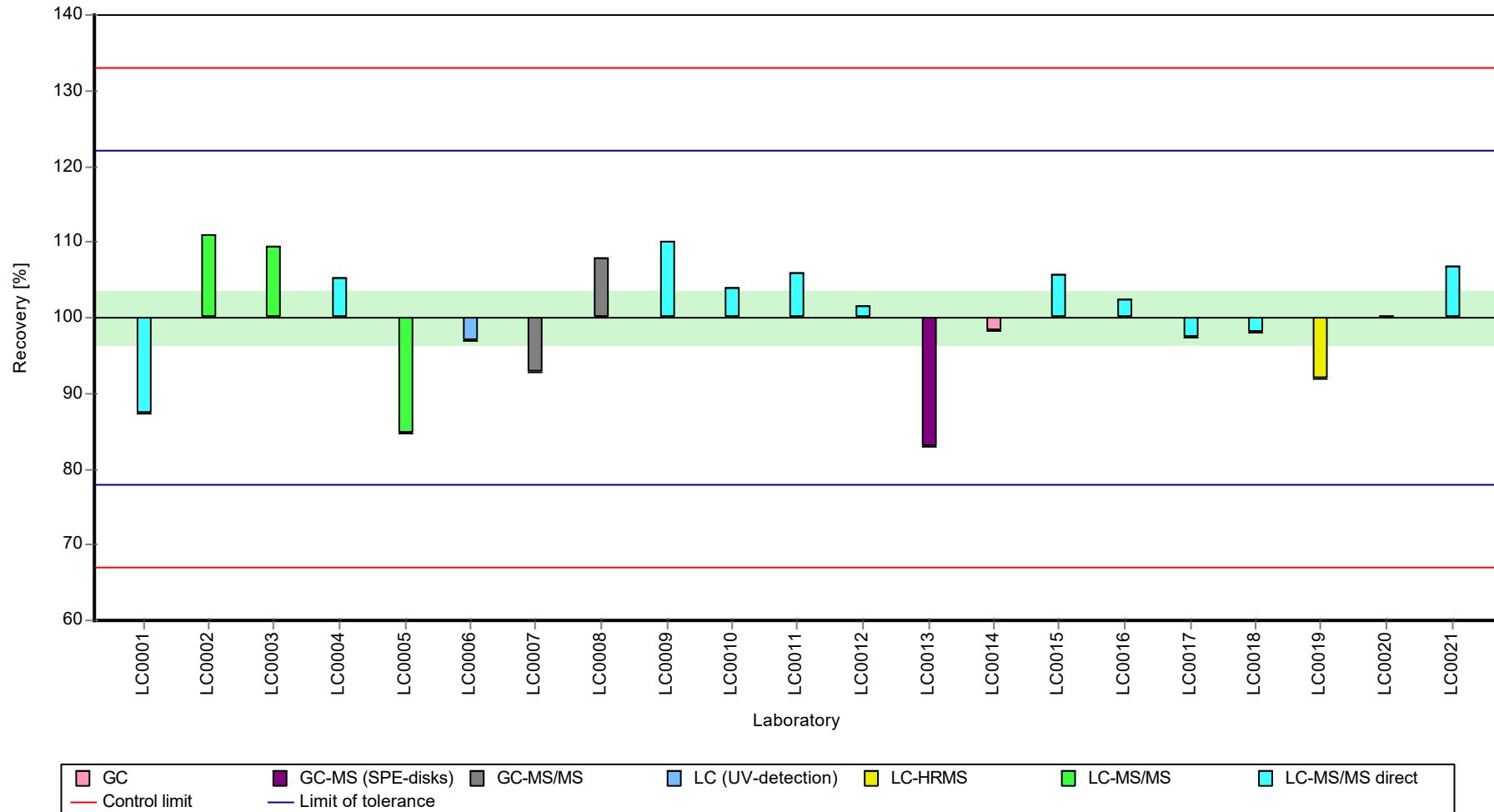
Results



Parameter oriented report Pesticides H115

Sample: H115B, Parameter: Atrazine

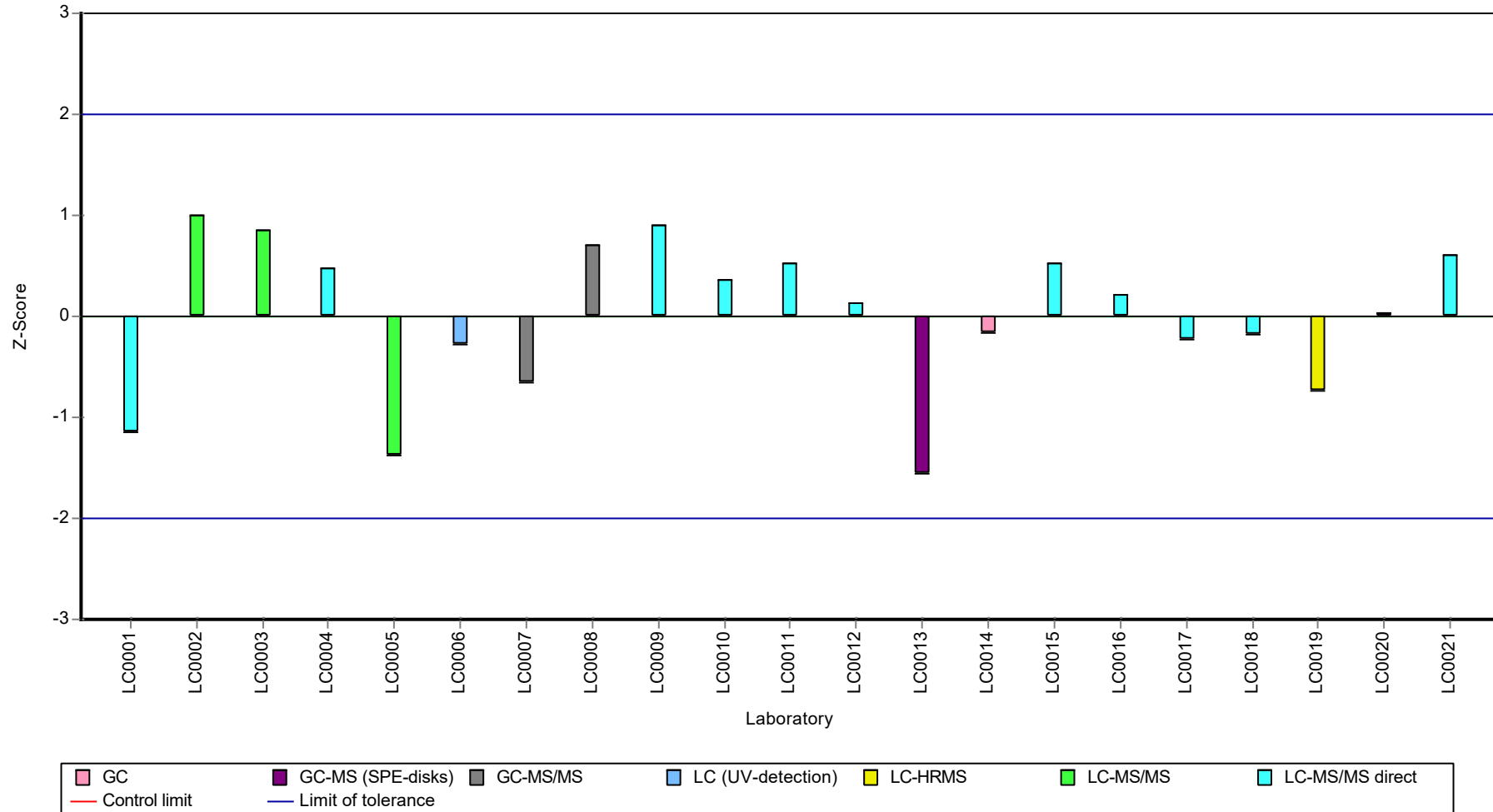
Recovery rate



Parameter oriented report Pesticides H115

Sample: H115B, Parameter: Atrazine

Z-score



Parameter oriented report Pesticides H115

Sample: H115A, Parameter: Atrazine-desethyl

Parameter oriented report

H115 A

Atrazine-desethyl

Unit	µg/l
Assigned value ± U (k=2)	0.863 ± 0.0646
Criterion	0.104 (12 %)
Minimum - Maximum	0.571 - 1.23
Control test value ± U (k=2)	0.890 ± 0.134

Labcode	Result	± U	Recovery [%]	z-score	Comments
LC0001	0.801	0.12	92.8	-0.6	
LC0002	0.877	0.175	102	0.13	
LC0003	1.23	0.185	142	3.54	
LC0004	1.084	0.347	126	2.13	
LC0005	0.733	0.1	84.9	-1.26	
LC0006	0.774	0.184	89.7	-0.86	
LC0007	0.576	0.0784	66.7	-2.77	
LC0008	0.571	0.09	66.1	-2.82	
LC0009	0.895	0.27	104	0.31	
LC0010	0.955	0.022	111	0.88	
LC0011	0.91	0.177	105	0.45	
LC0012	0.87768	0.15798	102	0.14	
LC0013	0.792	0.158	91.7	-0.69	
LC0014	0.928	0.288	107	0.62	
LC0015	1	0.15	116	1.32	
LC0016	0.782	0.195	90.6	-0.79	
LC0017	0.802	0.019	92.9	-0.59	
LC0018	0.8646	0.2161	100	0.01	
LC0019	0.833	0.125	96.5	-0.29	
LC0020	0.91	0.15	105	0.45	
LC0021	0.935	0.196	108	0.69	

Characteristics of parameter

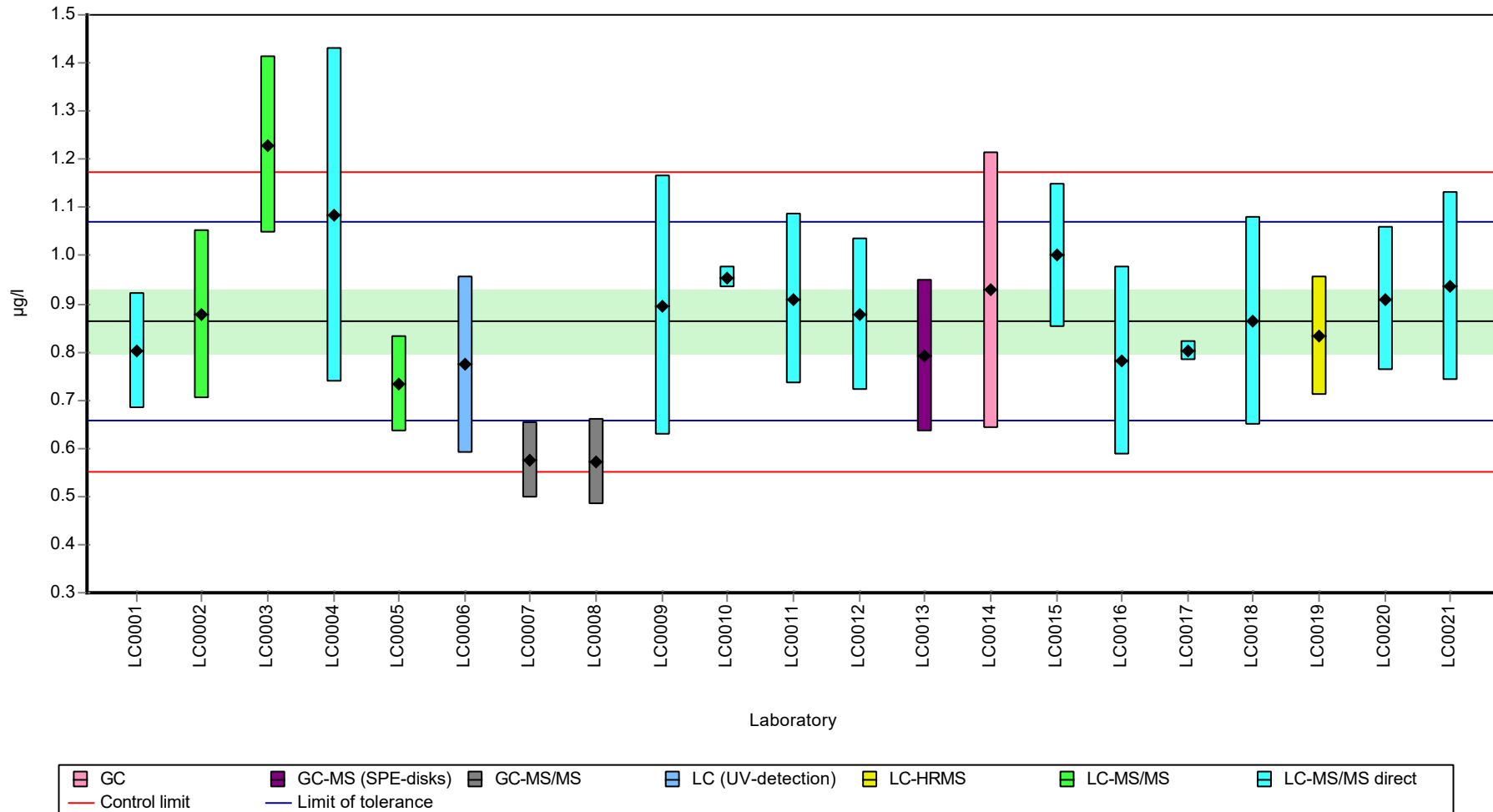
	all results	without outliers	Unit
Mean ± CI (99%)	0.863 ± 0.0969	0.863 ± 0.0969	µg/l
Minimum	0.571	0.571	µg/l
Maximum	1.23	1.23	µg/l
Standard deviation	0.148	0.148	µg/l
rel. standard deviation	17.2	17.2	%
n	21	21	-

Parameter oriented report Pesticides H115

Sample: H115A, Parameter: Atrazine-desethyl

Graphical presentation of results

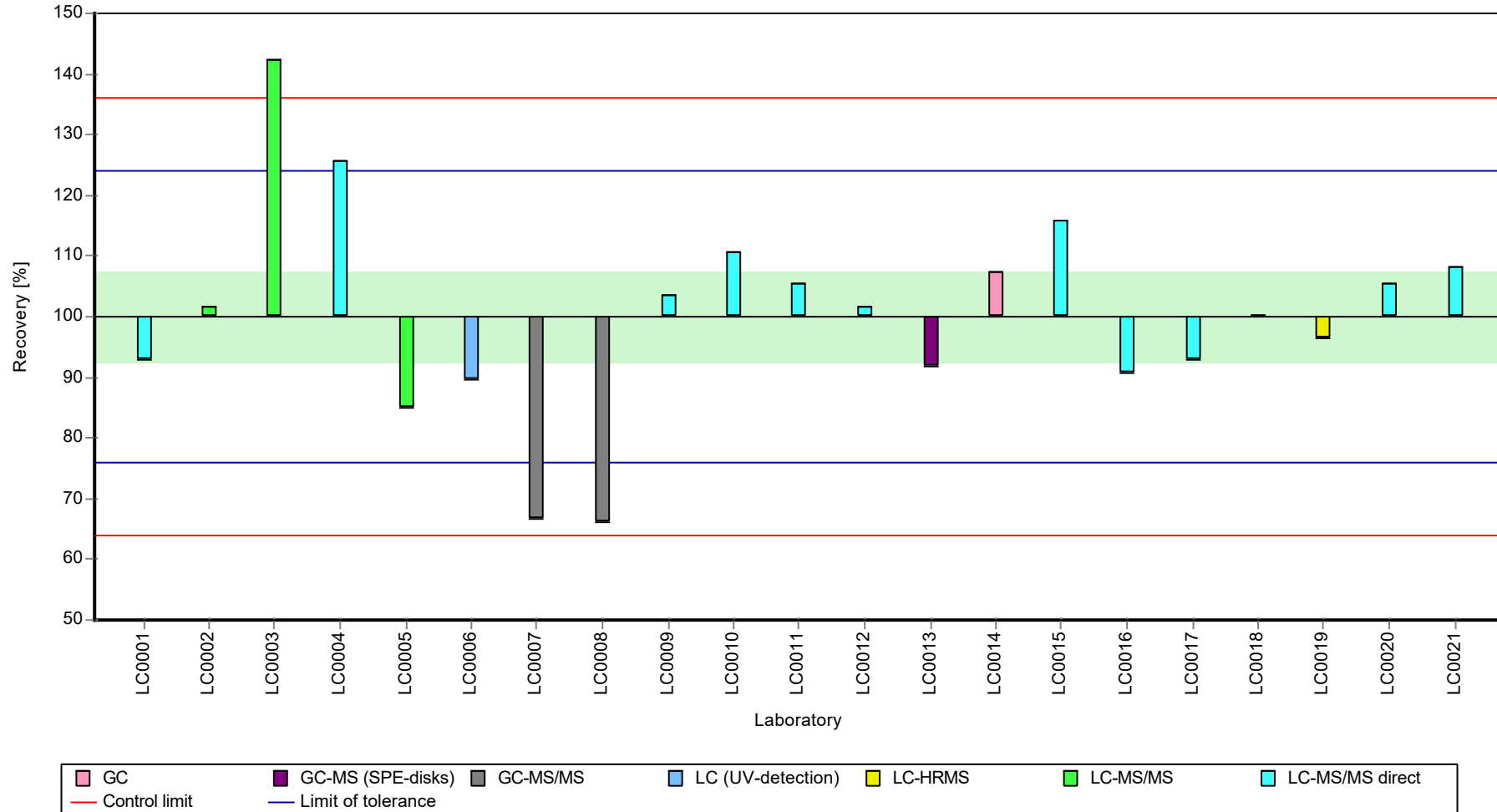
Results



Parameter oriented report Pesticides H115

Sample: H115A, Parameter: Atrazine-desethyl

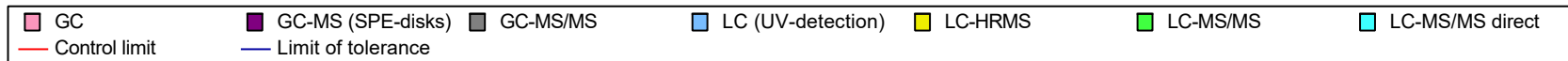
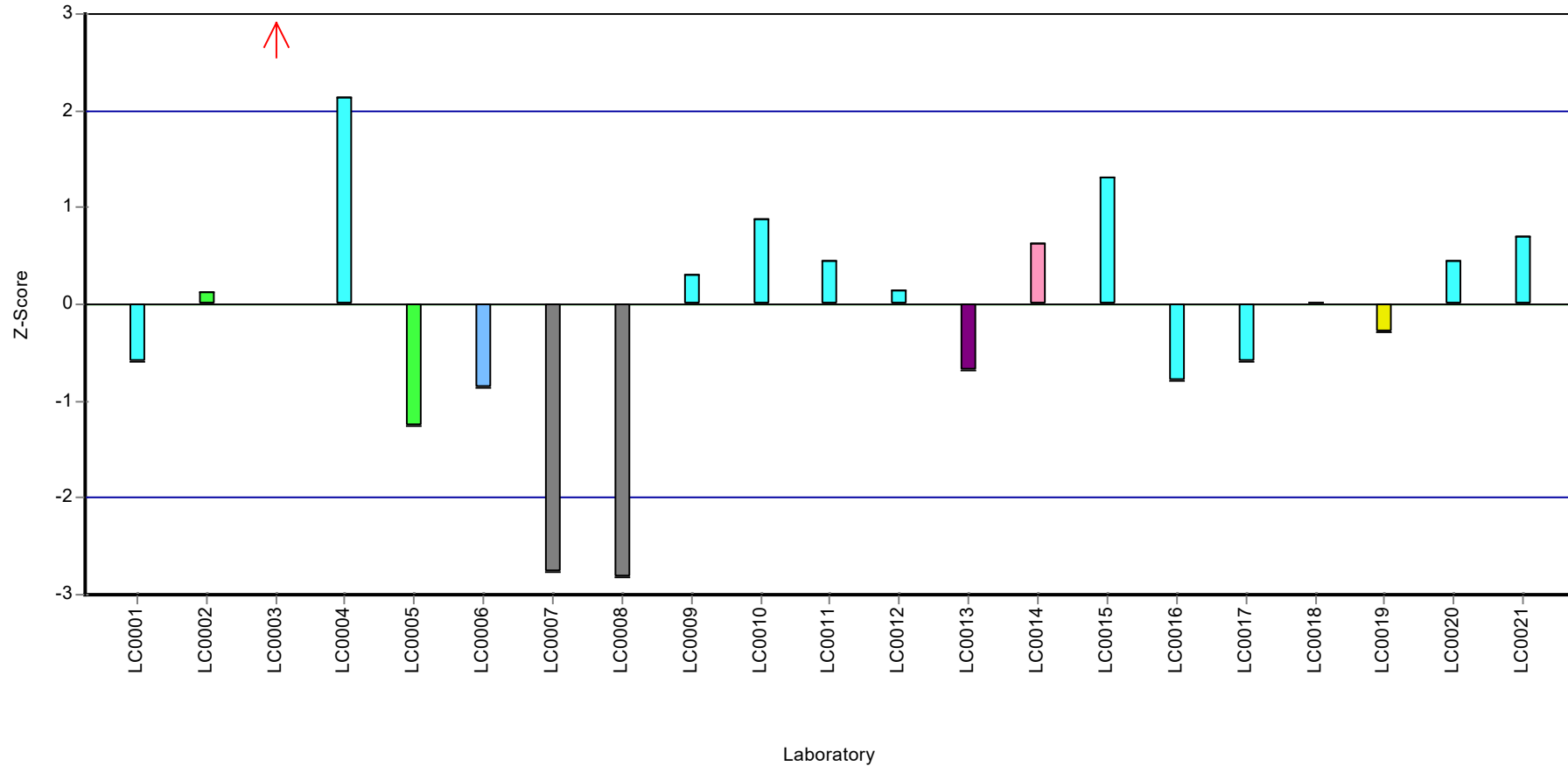
Recovery rate



Parameter oriented report Pesticides H115

Sample: H115A, Parameter: Atrazine-desethyl

Z-score



Parameter oriented report Pesticides H115

Sample: H115B, Parameter: Atrazine-desethyl

Parameter oriented report

H115 B

Atrazine-desethyl

Unit	µg/l
Assigned value ± U (k=2)	0.34 ± 0.0137
Criterion	0.0409 (12 %)
Minimum - Maximum	0.284 - 0.392
Control test value ± U (k=2)	0.349 ± 0.052

Labcode	Result	± U	Recovery [%]	z-score	Comments
LC0001	0.317	0.048	93.1	-0.57	
LC0002	0.345	0.069	101	0.11	
LC0003	0.453	0.068	133	2.75	H
LC0004	0.457	0.1461	134	2.85	H
LC0005	0.218	0.033	64	-3	H
LC0006	0.288	0.068	84.6	-1.28	
LC0007	0.202	0.0275	59.3	-3.39	H
LC0008	0.373	0.06	110	0.8	
LC0009	0.348	0.1	102	0.18	
LC0010	0.333	0.004	97.8	-0.18	
LC0011	0.392	0.076	115	1.26	
LC0012	0.33219	0.05979	97.6	-0.2	
LC0013	0.35	0.07	103	0.23	
LC0014	0.348	0.108	102	0.18	
LC0015	0.375	0.056	110	0.85	
LC0016	0.33	0.082	96.9	-0.26	
LC0017	0.284	0.004	83.4	-1.38	
LC0018	0.3328	0.0832	97.7	-0.19	
LC0019	0.327	0.049	96	-0.33	
LC0020	0.348	0.06	102	0.18	
LC0021	0.365	0.077	107	0.6	

Characteristics of parameter

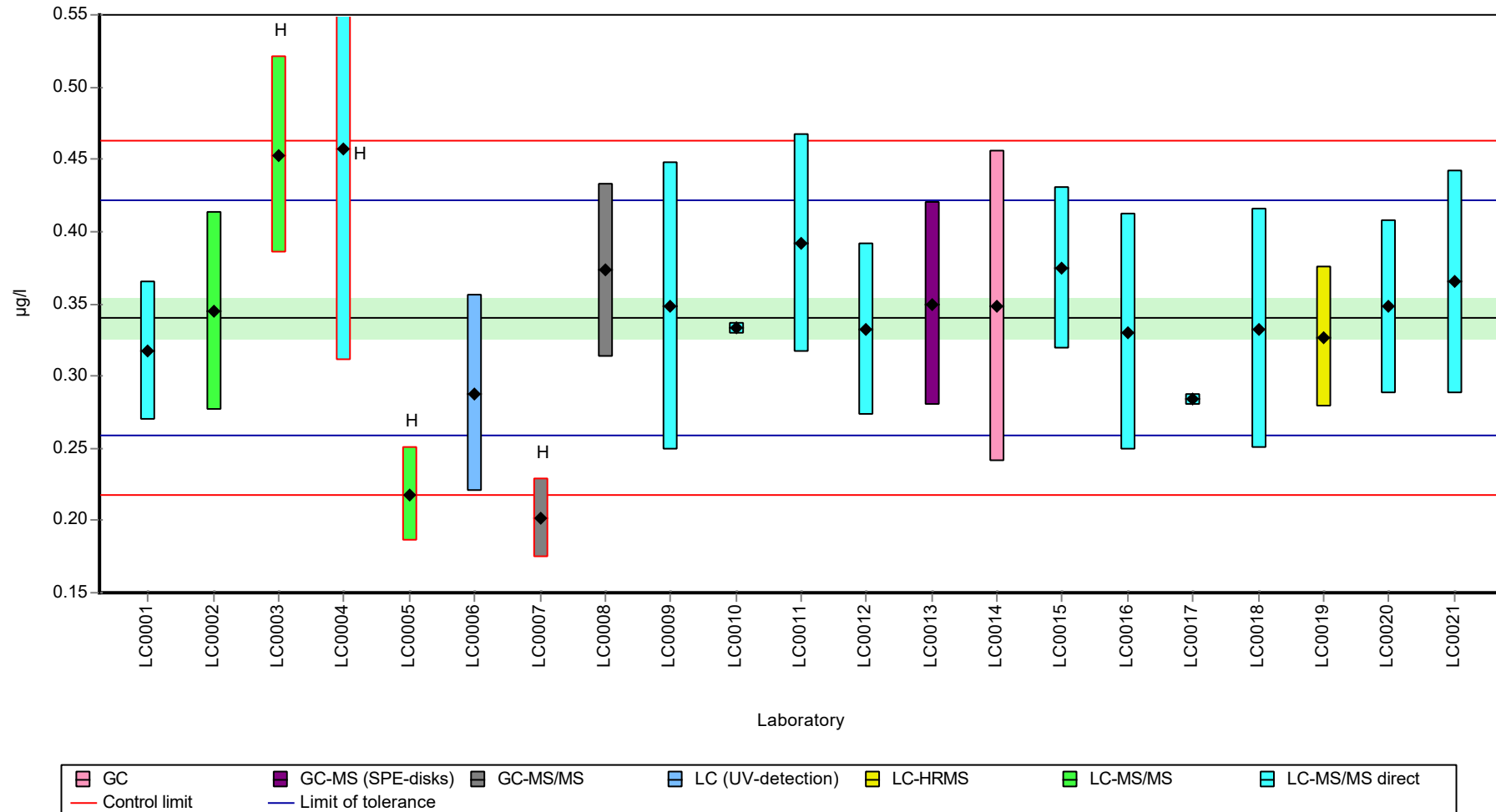
	all results	without outliers	Unit
Mean ± CI (99%)	0.339 ± 0.0396	0.34 ± 0.0205	µg/l
Minimum	0.202	0.284	µg/l
Maximum	0.457	0.392	µg/l
Standard deviation	0.0605	0.0282	µg/l
rel. standard deviation	17.8	8.29 %	
n	21	17	-

Parameter oriented report Pesticides H115

Sample: H115B, Parameter: Atrazine-desethyl

Graphical presentation of results

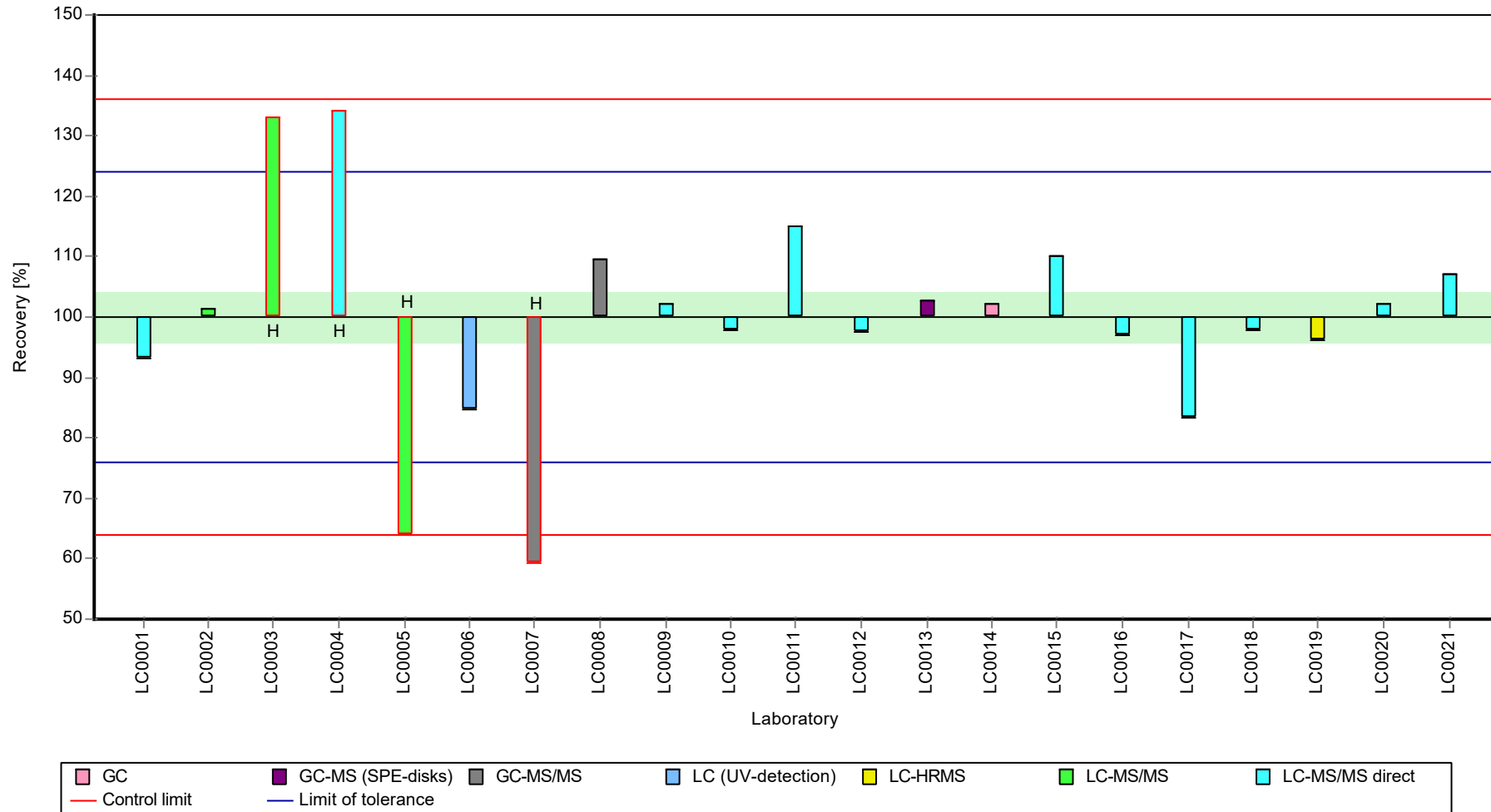
Results



Parameter oriented report Pesticides H115

Sample: H115B, Parameter: Atrazine-desethyl

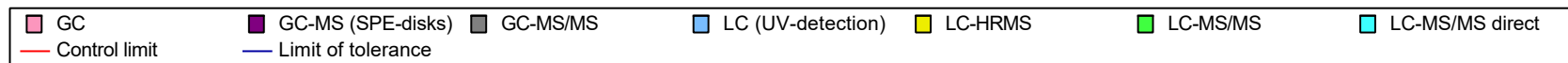
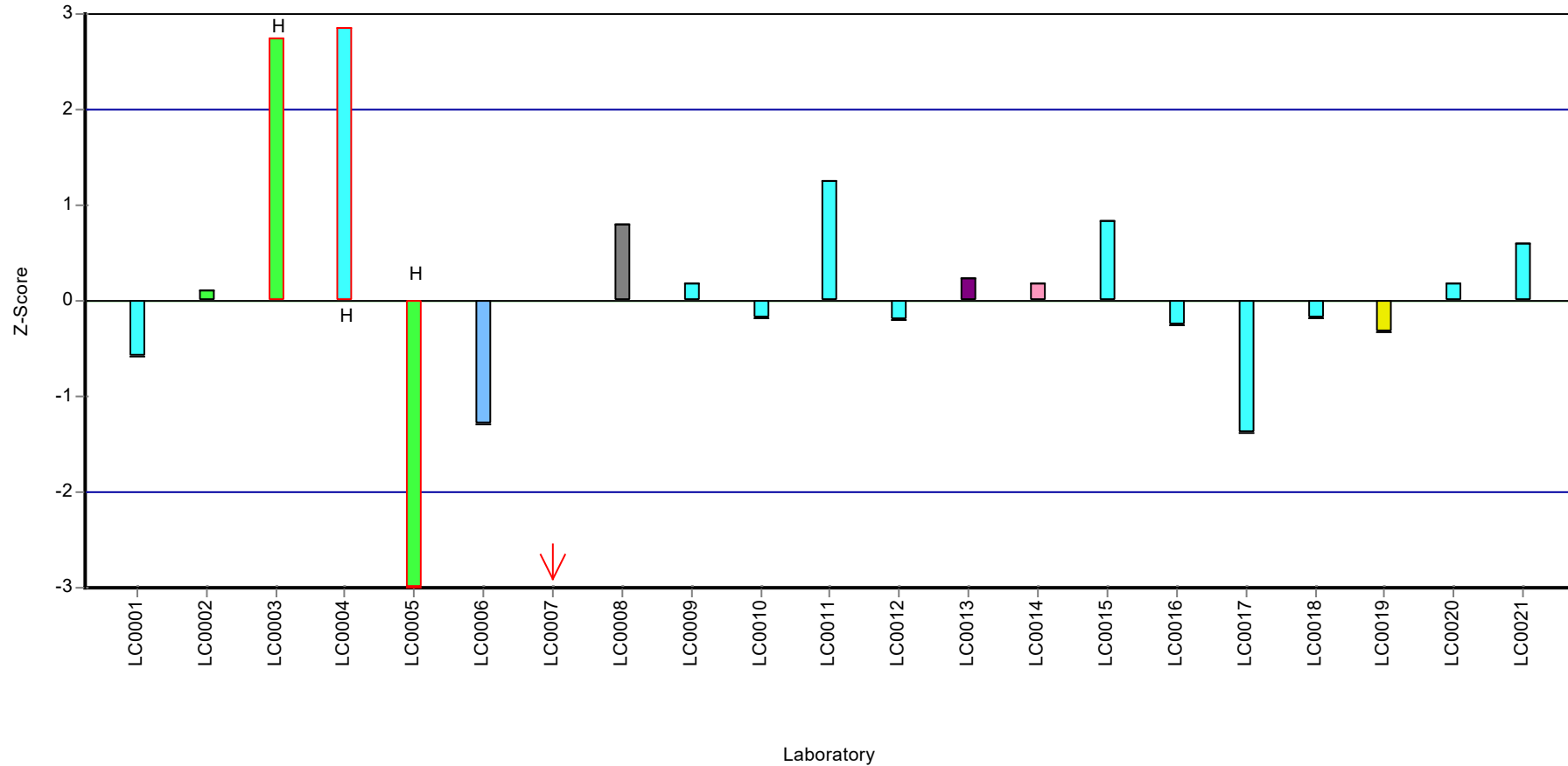
Recovery rate



Parameter oriented report Pesticides H115

Sample: H115B, Parameter: Atrazine-desethyl

Z-score



Parameter oriented report Pesticides H115

Sample: H115A, Parameter: Atrazine-desethyl-desisopropyl

Parameter oriented report

H115 A

Atrazine-desethyl-desisopropyl

Unit	µg/l
Assigned value ± U (k=2)	0.474 ± 0.0623
Criterion	0.147 (31 %)
Minimum - Maximum	0.356 - 0.555
Control test value ± U (k=2)	0.414 ± 0.0621

Labcode	Result	± U	Recovery [%]	z-score	Comments
LC0001	0.356	0.053	75.1	-0.8	
LC0002	-	-	-	-	
LC0003	-	-	-	-	
LC0004	-	-	-	-	
LC0005	0.551	0.083	116	0.52	
LC0006	-	-	-	-	
LC0007	-	-	-	-	
LC0008	-	-	-	-	
LC0009	-	-	-	-	
LC0010	0.498	0.007	105	0.16	
LC0011	0.438	0.215	92.4	-0.24	
LC0012	-	-	-	-	
LC0013	0.555	0.111	117	0.55	
LC0014	-	-	-	-	
LC0015	-	-	-	-	
LC0016	-	-	-	-	
LC0017	-	-	-	-	
LC0018	-	-	-	-	
LC0019	0.446	0.067	94.1	-0.19	
LC0020	-	-	-	-	
LC0021	-	-	-	-	

Characteristics of parameter

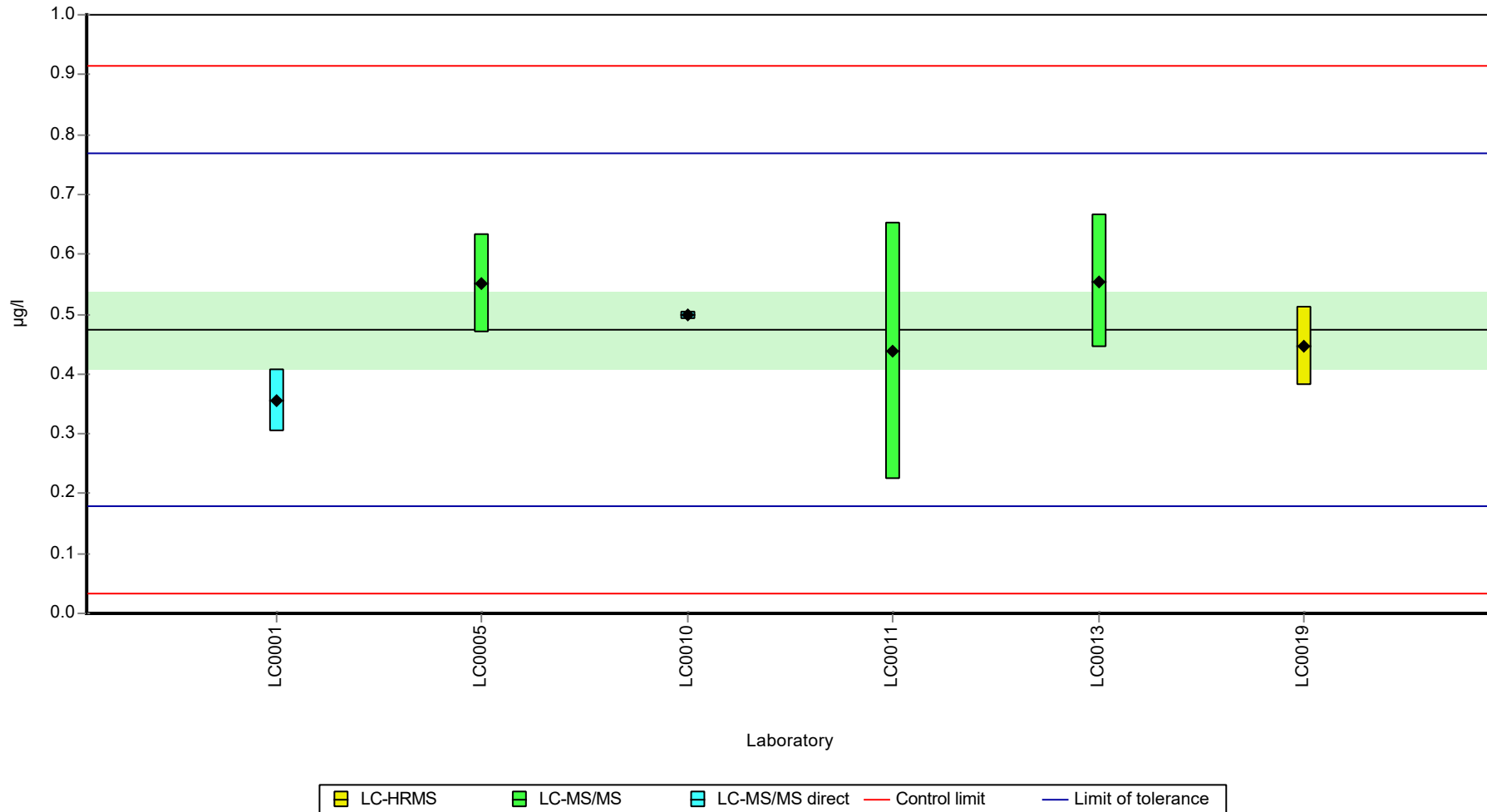
	all results	without outliers	Unit
Mean ± CI (99%)	0.474 ± 0.0934	0.474 ± 0.0934	µg/l
Minimum	0.356	0.356	µg/l
Maximum	0.555	0.555	µg/l
Standard deviation	0.0762	0.0763	µg/l
rel. standard deviation	16.1	16.1	%
n	6	6	-

Parameter oriented report Pesticides H115

Sample: H115A, Parameter: Atrazine-desethyl-desisopropyl

Graphical presentation of results

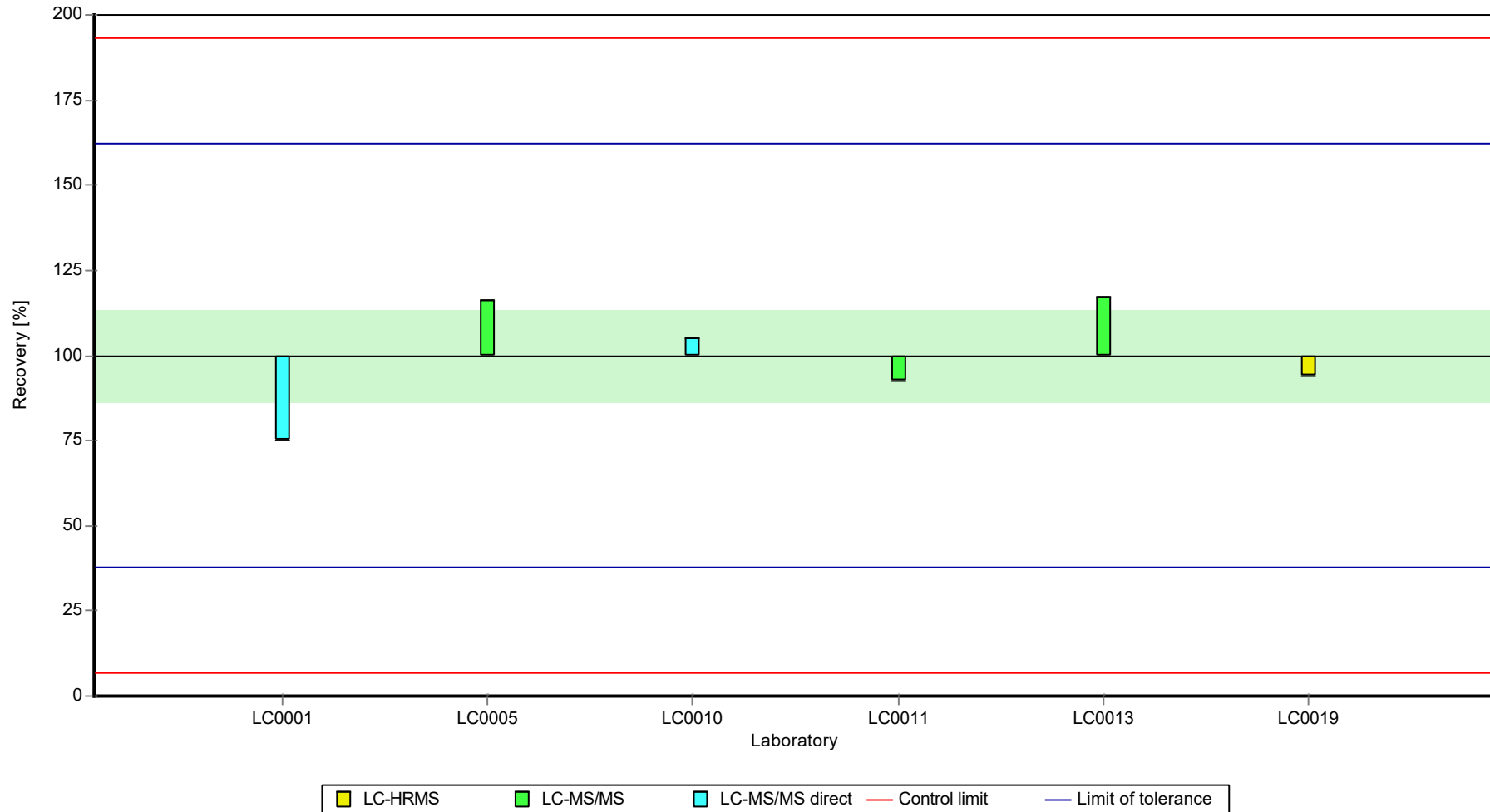
Results



Parameter oriented report Pesticides H115

Sample: H115A, Parameter: Atrazine-desethyl-desisopropyl

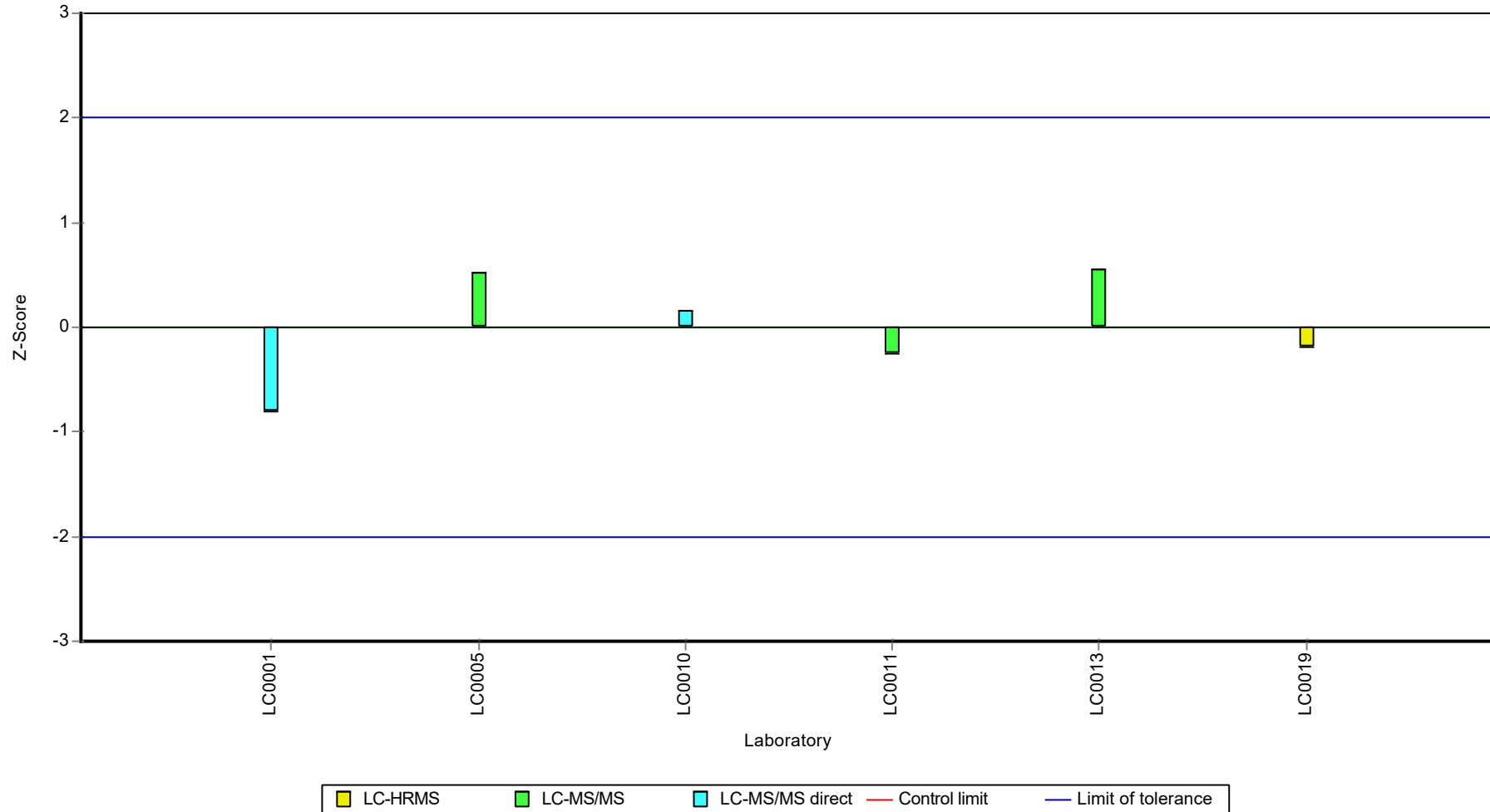
Recovery rate



Parameter oriented report Pesticides H115

Sample: H115A, Parameter: Atrazine-desethyl-desisopropyl

Z-score



Parameter oriented report Pesticides H115

Sample: H115B, Parameter: Atrazine-desethyl-desisopropyl

Parameter oriented report

H115 B

Atrazine-desethyl-desisopropyl

Unit	µg/l
Assigned value ± U (k=2)	0.637 ± 0.16
Criterion	0.197 (31 %)
Minimum - Maximum	0.308 - 0.875
Control test value ± U (k=2)	0.663 ± 0.1

Labcode	Result	± U	Recovery [%]	z-score	Comments
LC0001	0.524	0.079	82.3	-0.57	
LC0002	-	-	-	-	
LC0003	-	-	-	-	
LC0004	-	-	-	-	
LC0005	0.875	0.131	137	1.21	
LC0006	-	-	-	-	
LC0007	-	-	-	-	
LC0008	-	-	-	-	
LC0009	-	-	-	-	
LC0010	0.729	0.024	114	0.47	
LC0011	0.676	0.332	106	0.2	
LC0012	-	-	-	-	
LC0013	0.308	0.062	48.4	-1.67	
LC0014	-	-	-	-	
LC0015	-	-	-	-	
LC0016	-	-	-	-	
LC0017	-	-	-	-	
LC0018	-	-	-	-	
LC0019	0.71	0.107	111	0.37	
LC0020	-	-	-	-	
LC0021	-	-	-	-	

Characteristics of parameter

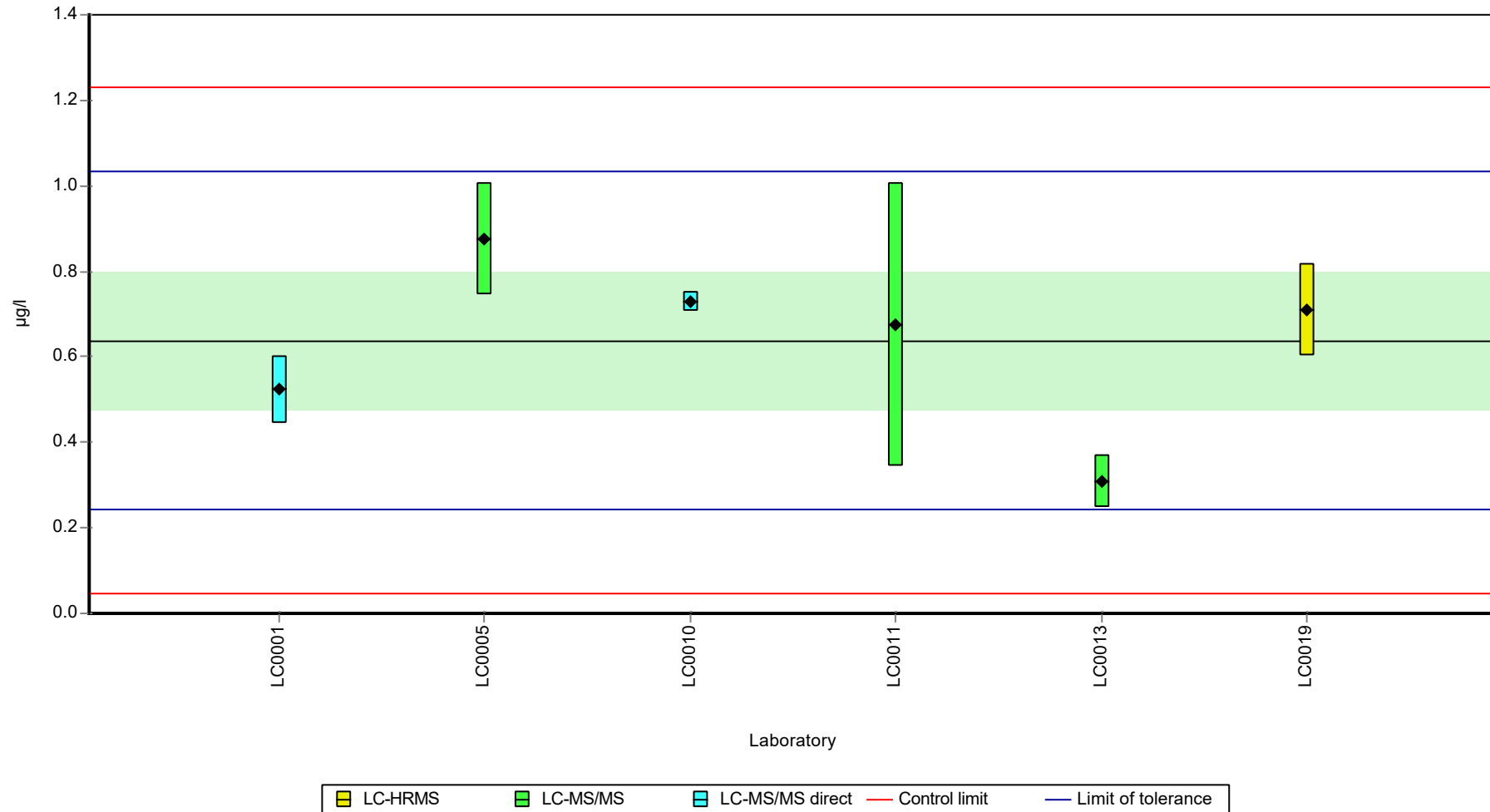
	all results	without outliers	Unit
Mean ± CI (99%)	0.637 ± 0.241	0.637 ± 0.241	µg/l
Minimum	0.308	0.308	µg/l
Maximum	0.875	0.875	µg/l
Standard deviation	0.196	0.196	µg/l
rel. standard deviation	30.8	30.8	%
n	6	6	-

Parameter oriented report Pesticides H115

Sample: H115B, Parameter: Atrazine-desethyl-desisopropyl

Graphical presentation of results

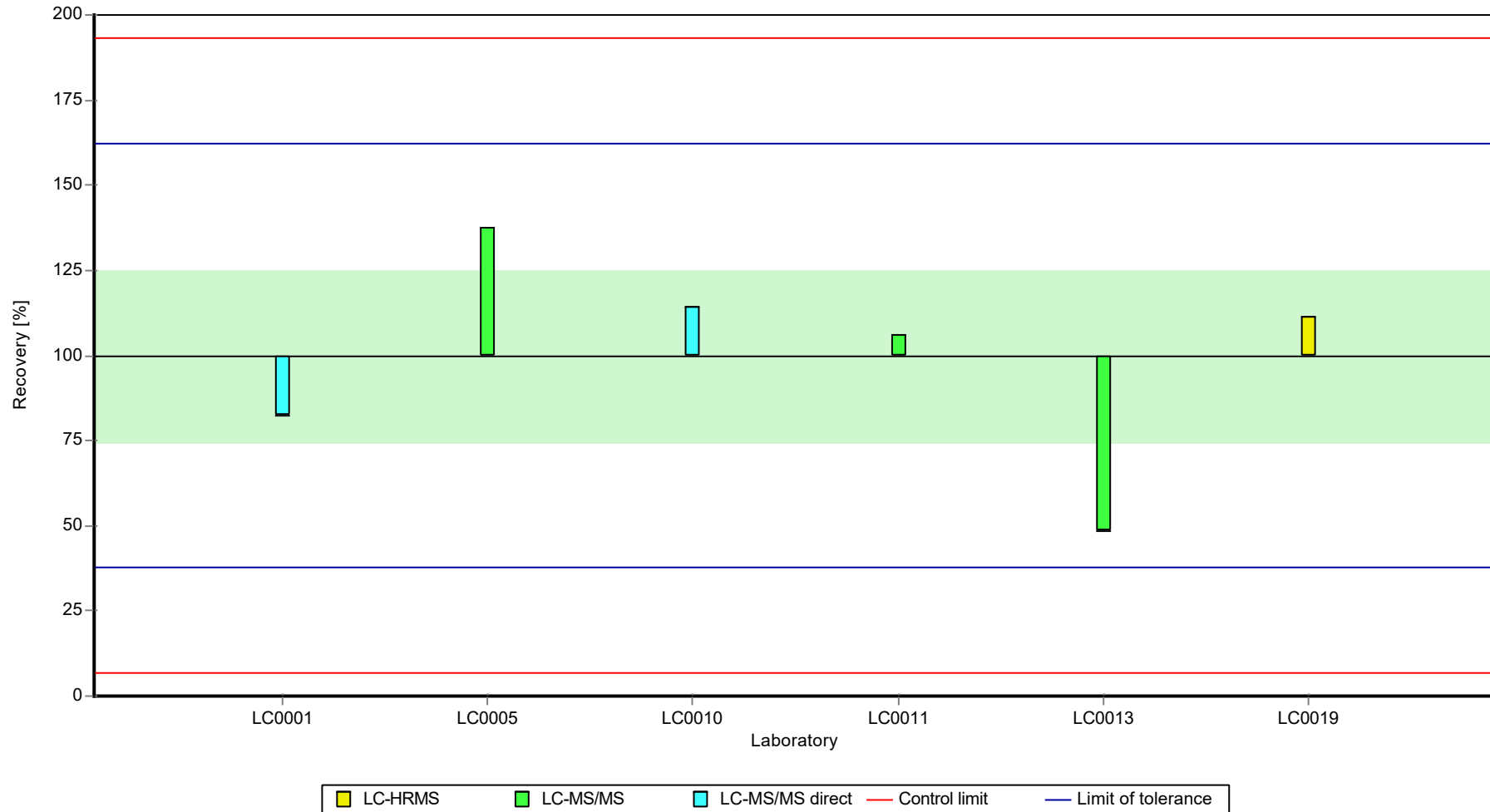
Results



Parameter oriented report Pesticides H115

Sample: H115B, Parameter: Atrazine-desethyl-desisopropyl

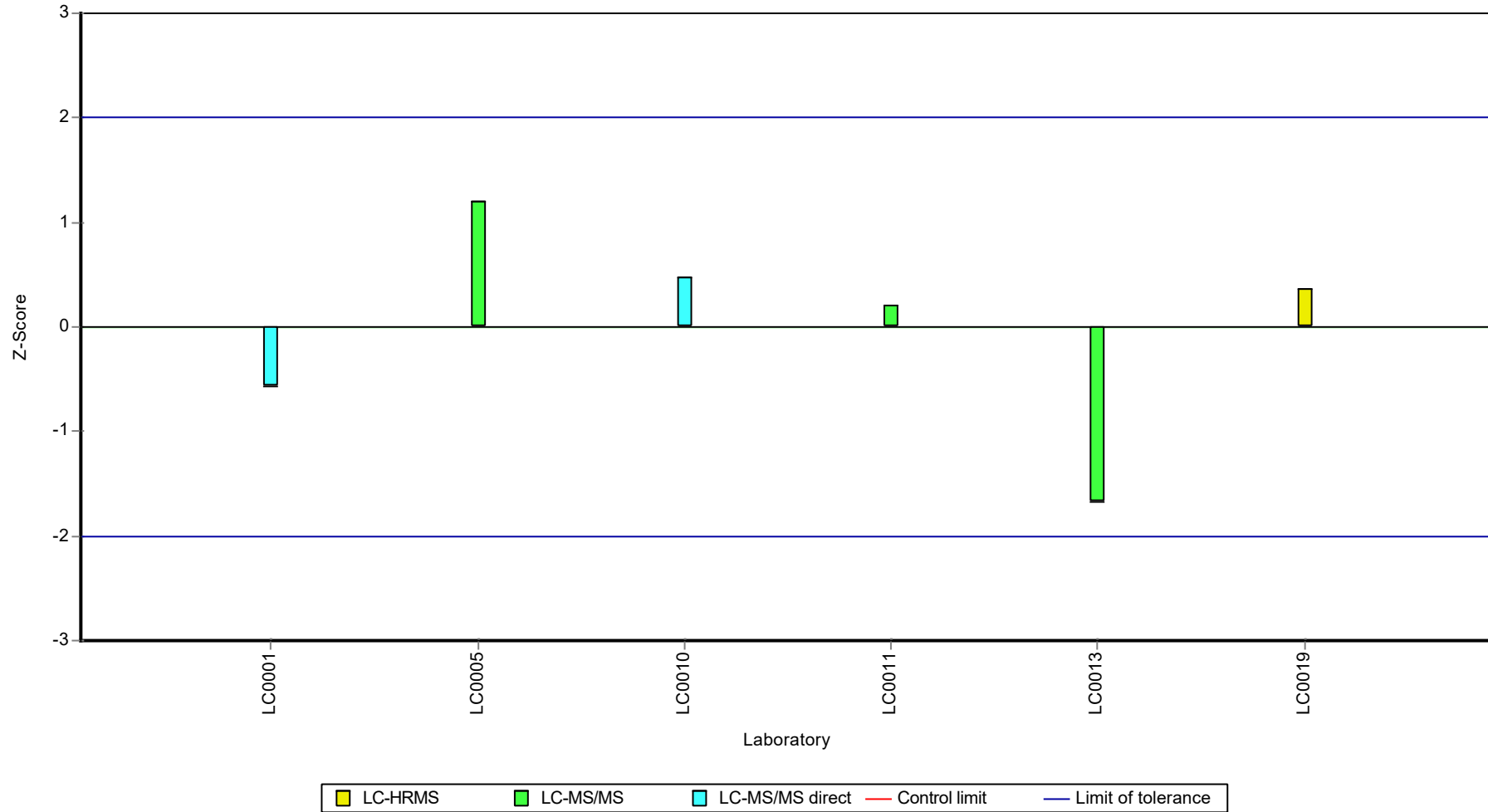
Recovery rate



Parameter oriented report Pesticides H115

Sample: H115B, Parameter: Atrazine-desethyl-desisopropyl

Z-score



Parameter oriented report

H115 A

Atrazine-desisopropyl

Unit	µg/l
Assigned value ± U (k=2)	0.763 ± 0.0459
Criterion	0.107 (14 %)
Minimum - Maximum	0.513 - 0.882
Control test value ± U (k=2)	0.769 ± 0.115

Labcode	Result	± U	Recovery [%]	z-score	Comments
LC0001	0.765	0.115	100	0.02	
LC0002	0.767	0.153	101	0.04	
LC0003	1.34	0.268	176	5.4	H
LC0004	0.6763	0.2029	88.6	-0.81	
LC0005	0.692	0.104	90.7	-0.66	
LC0006	0.731	0.178	95.8	-0.3	
LC0007	0.406	0.013	53.2	-3.34	H
LC0008	0.374	0.06	49	-3.64	H
LC0009	0.76	0.23	99.6	-0.03	
LC0010	0.862	0.009	113	0.93	
LC0011	0.751	0.249	98.4	-0.11	
LC0012	0.86373	0.15547	113	0.94	
LC0013	0.786	0.157	103	0.22	
LC0014	-	-	-	-	
LC0015	0.882	0.13	116	1.11	
LC0016	0.638	0.128	83.6	-1.17	
LC0017	0.833	0.014	109	0.66	
LC0018	0.5129	0.1282	67.2	-2.34	
LC0019	0.77	0.116	101	0.07	
LC0020	0.839	0.14	110	0.71	
LC0021	0.842	0.236	110	0.74	

Characteristics of parameter

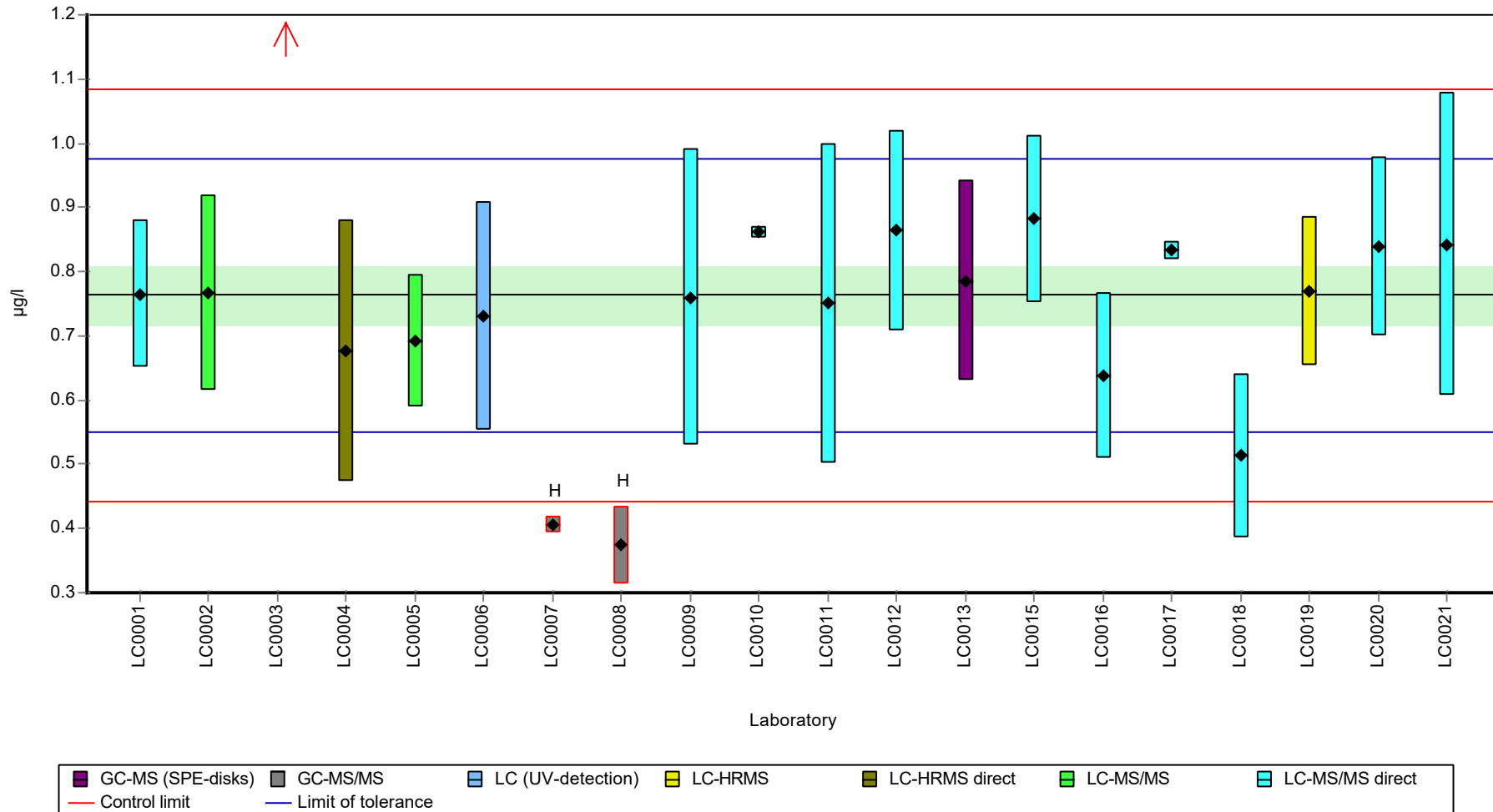
	all results	without outliers	Unit
Mean ± CI (99%)	0.755 ± 0.134	0.763 ± 0.0689	µg/l
Minimum	0.374	0.513	µg/l
Maximum	1.34	0.882	µg/l
Standard deviation	0.199	0.0947	µg/l
rel. standard deviation	26.4	12.4 %	
n	20	17	-

Parameter oriented report Pesticides H115

Sample: H115A, Parameter: Atrazine-desisopropyl

Graphical presentation of results

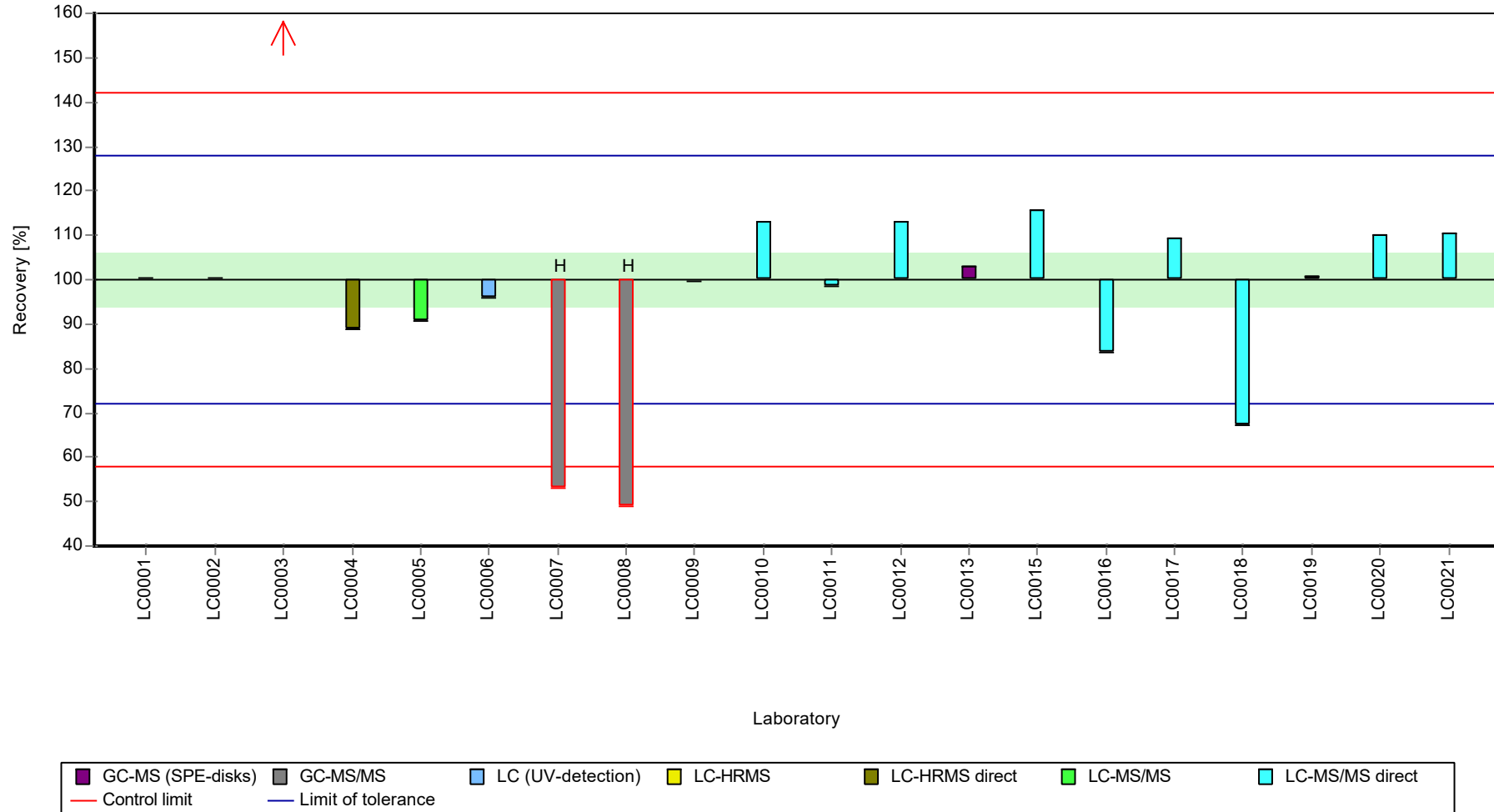
Results



Parameter oriented report Pesticides H115

Sample: H115A, Parameter: Atrazine-desisopropyl

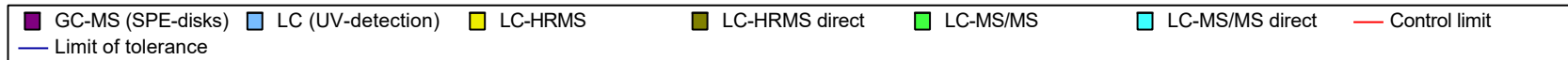
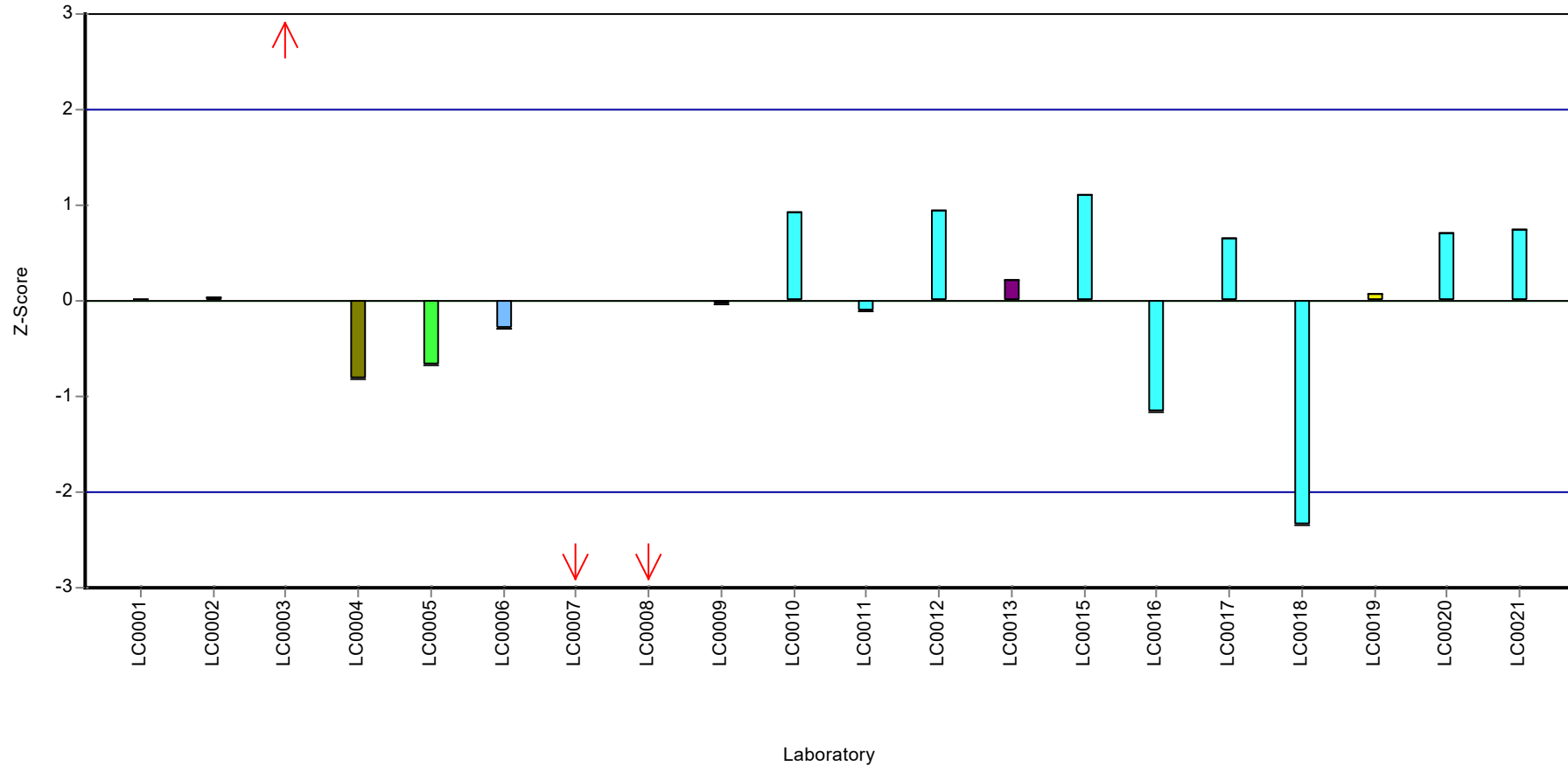
Recovery rate



Parameter oriented report Pesticides H115

Sample: H115A, Parameter: Atrazine-desisopropyl

Z-score



Parameter oriented report Pesticides H115

Sample: H115B, Parameter: Atrazine-desisopropyl

Parameter oriented report

H115 B

Atrazine-desisopropyl

Unit	µg/l
Assigned value ± U (k=2)	0.388 ± 0.0166
Criterion	0.0543 (14 %)
Minimum - Maximum	0.305 - 0.449
Control test value ± U (k=2)	0.475 ± 0.0712

Labcode	Result	± U	Recovery [%]	z-score	Comments
LC0001	0.367	0.055	94.6	-0.39	
LC0002	0.377	0.075	97.1	-0.2	
LC0003	0.536	0.107	138	2.72	H
LC0004	0.3975	0.1193	102	0.17	
LC0005	0.258	0.039	66.5	-2.39	H
LC0006	0.383	0.093	98.7	-0.09	
LC0007	0.17	0.0546	43.8	-4.01	H
LC0008	0.305	0.05	78.6	-1.53	
LC0009	0.37	0.11	95.3	-0.33	
LC0010	0.352	0.003	90.7	-0.66	
LC0011	0.399	0.132	103	0.2	
LC0012	0.40991	0.07378	106	0.4	
LC0013	0.449	0.09	116	1.12	
LC0014	-	-	-	-	
LC0015	0.425	0.064	110	0.68	
LC0016	0.337	0.067	86.8	-0.94	
LC0017	0.4	0.003	103	0.22	
LC0018	0.3665	0.0916	94.4	-0.4	
LC0019	0.379	0.057	97.7	-0.17	
LC0020	0.406	0.07	105	0.33	
LC0021	0.397	0.111	102	0.16	

Characteristics of parameter

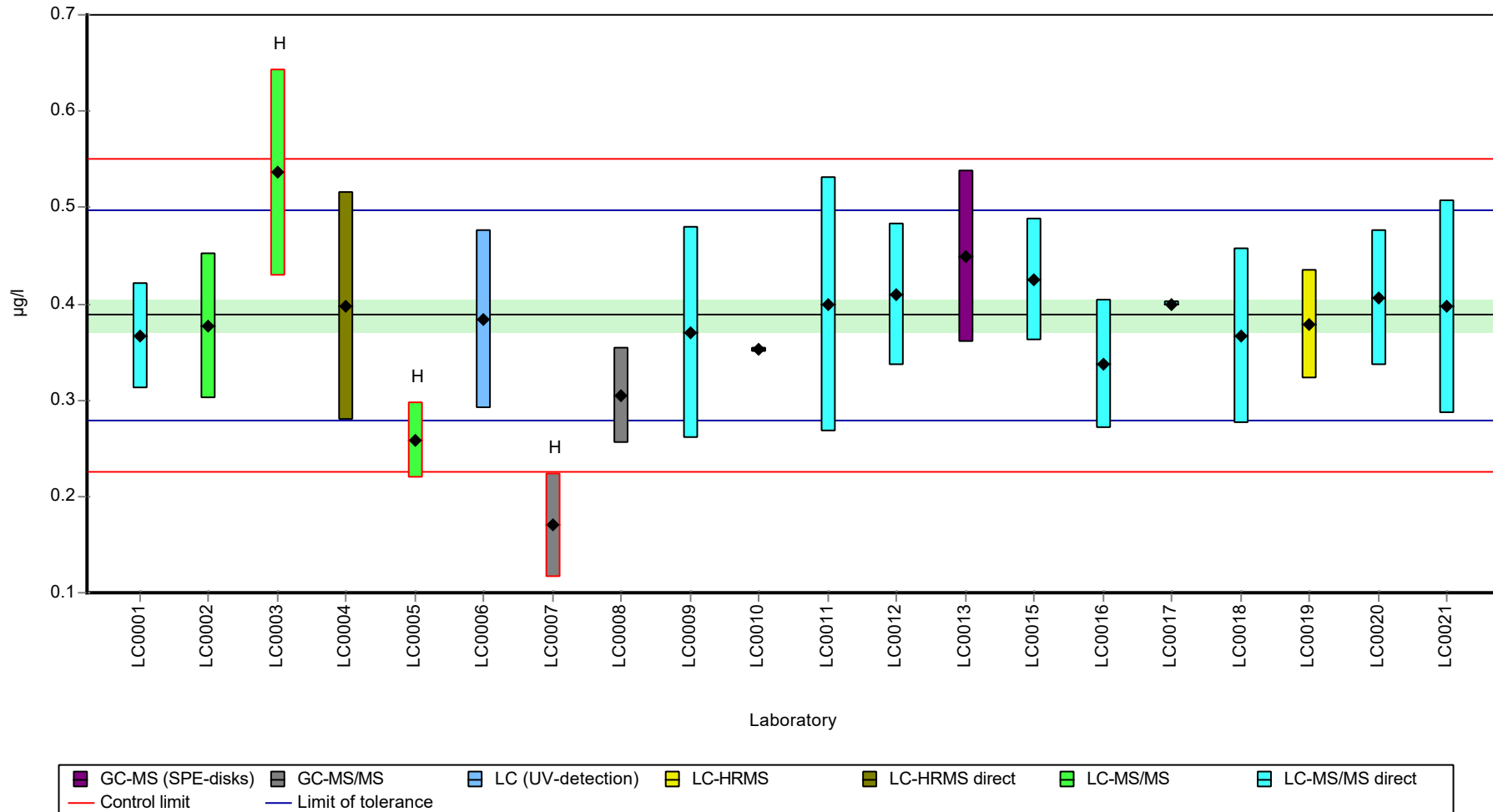
	all results	without outliers	Unit
Mean ± CI (99%)	0.374 ± 0.0489	0.384 ± 0.0246	µg/l
Minimum	0.17	0.305	µg/l
Maximum	0.536	0.449	µg/l
Standard deviation	0.0729	0.0338	µg/l
rel. standard deviation	19.5	8.8 %	
n	20	17	-

Parameter oriented report Pesticides H115

Sample: H115B, Parameter: Atrazine-desisopropyl

Graphical presentation of results

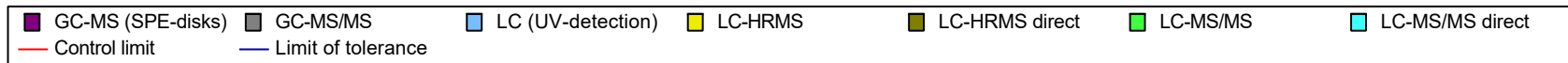
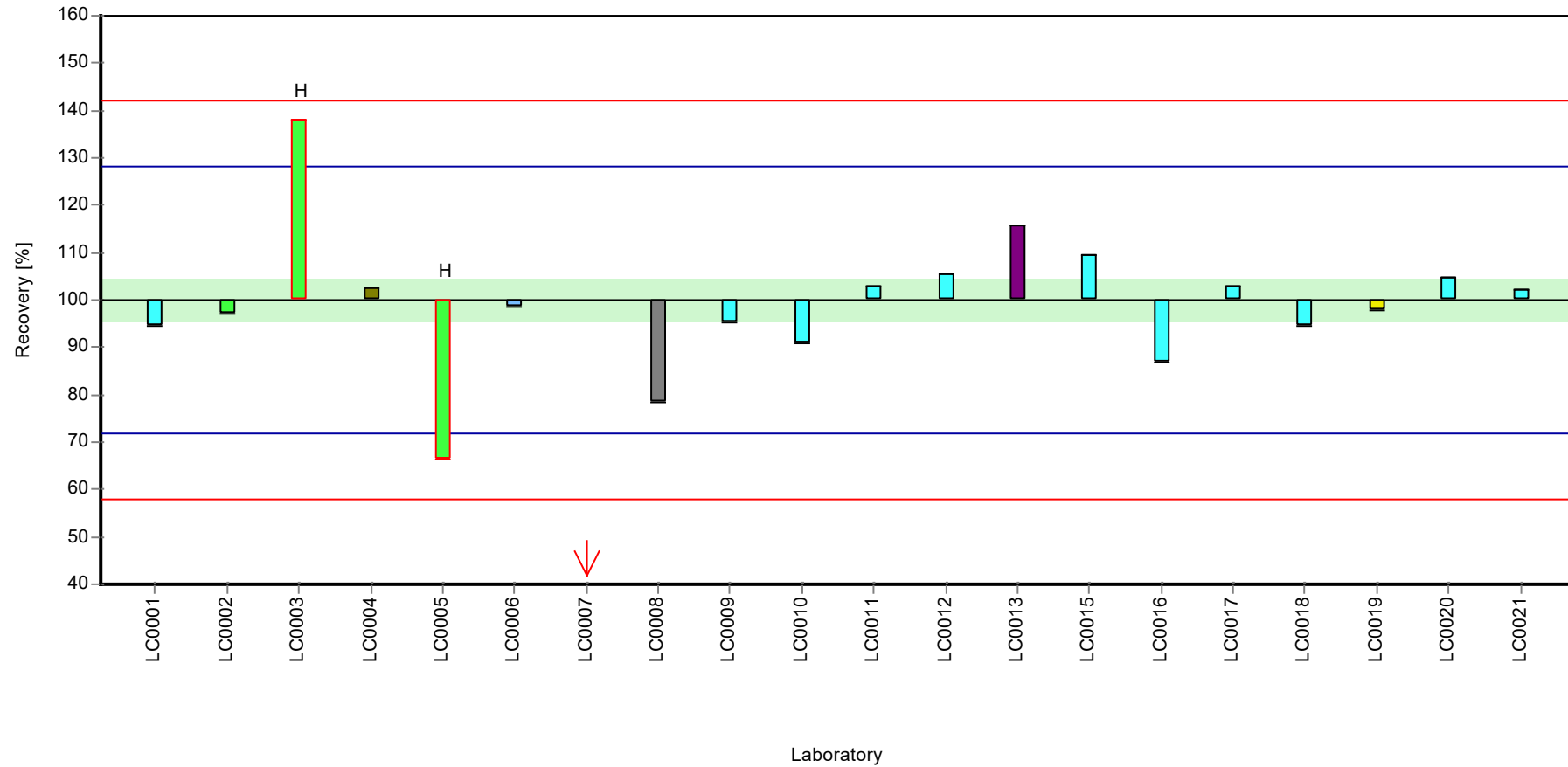
Results



Parameter oriented report Pesticides H115

Sample: H115B, Parameter: Atrazine-desisopropyl

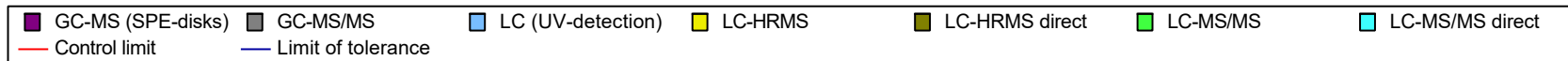
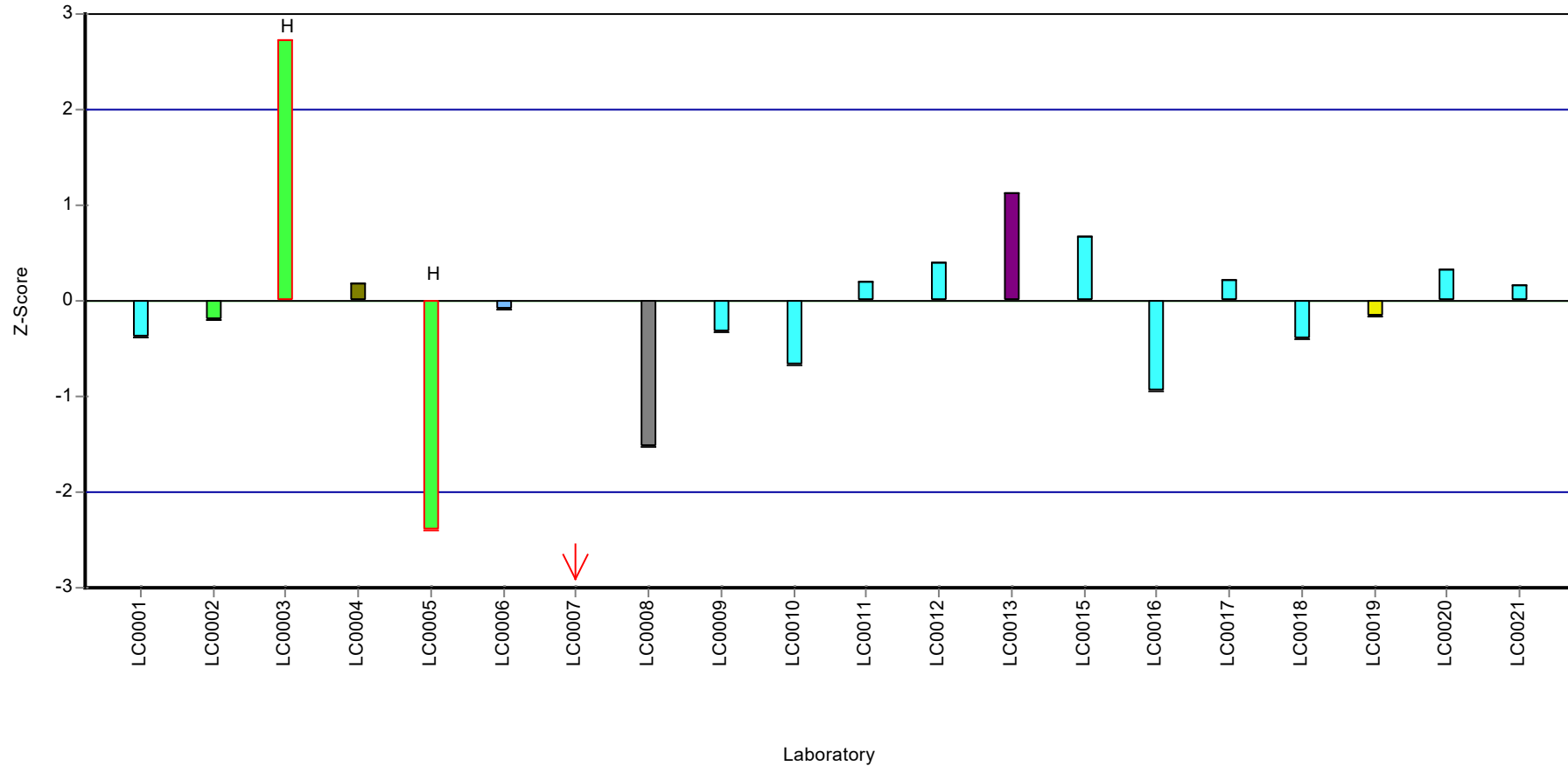
Recovery rate



Parameter oriented report Pesticides H115

Sample: H115B, Parameter: Atrazine-desisopropyl

Z-score



Parameter oriented report Pesticides H115

Sample: H115A, Parameter: Bromacil

Parameter oriented report

H115 A

Bromacil

Unit	µg/l
Assigned value ± U (k=2)	0.36 ± 0.0134
Criterion	0.0504 (14 %)
Minimum - Maximum	0.334 - 0.395
Control test value ± U (k=2)	0.428 ± 0.0642

Labcode	Result	± U	Recovery [%]	z-score	Comments
LC0001	0.34	0.051	94.4	-0.4	
LC0002	0.366	0.073	102	0.12	
LC0003	-	-	-	-	
LC0004	-	-	-	-	
LC0005	-	-	-	-	
LC0006	-	-	-	-	
LC0007	-	-	-	-	
LC0008	-	-	-	-	
LC0009	-	-	-	-	
LC0010	0.395	0.009	110	0.69	
LC0011	0.463	0.113	129	2.04	H
LC0012	0.33874	0.06097	94.1	-0.42	
LC0013	0.362	0.072	101	0.04	
LC0014	-	-	-	-	
LC0015	0.38	0.076	106	0.4	
LC0016	-	-	-	-	
LC0017	0.361	0.006	100	0.02	
LC0018	-	-	-	-	
LC0019	0.334	0.05	92.8	-0.52	
LC0020	0.374	0.04	104	0.28	
LC0021	0.364	0.106	101	0.08	

Characteristics of parameter

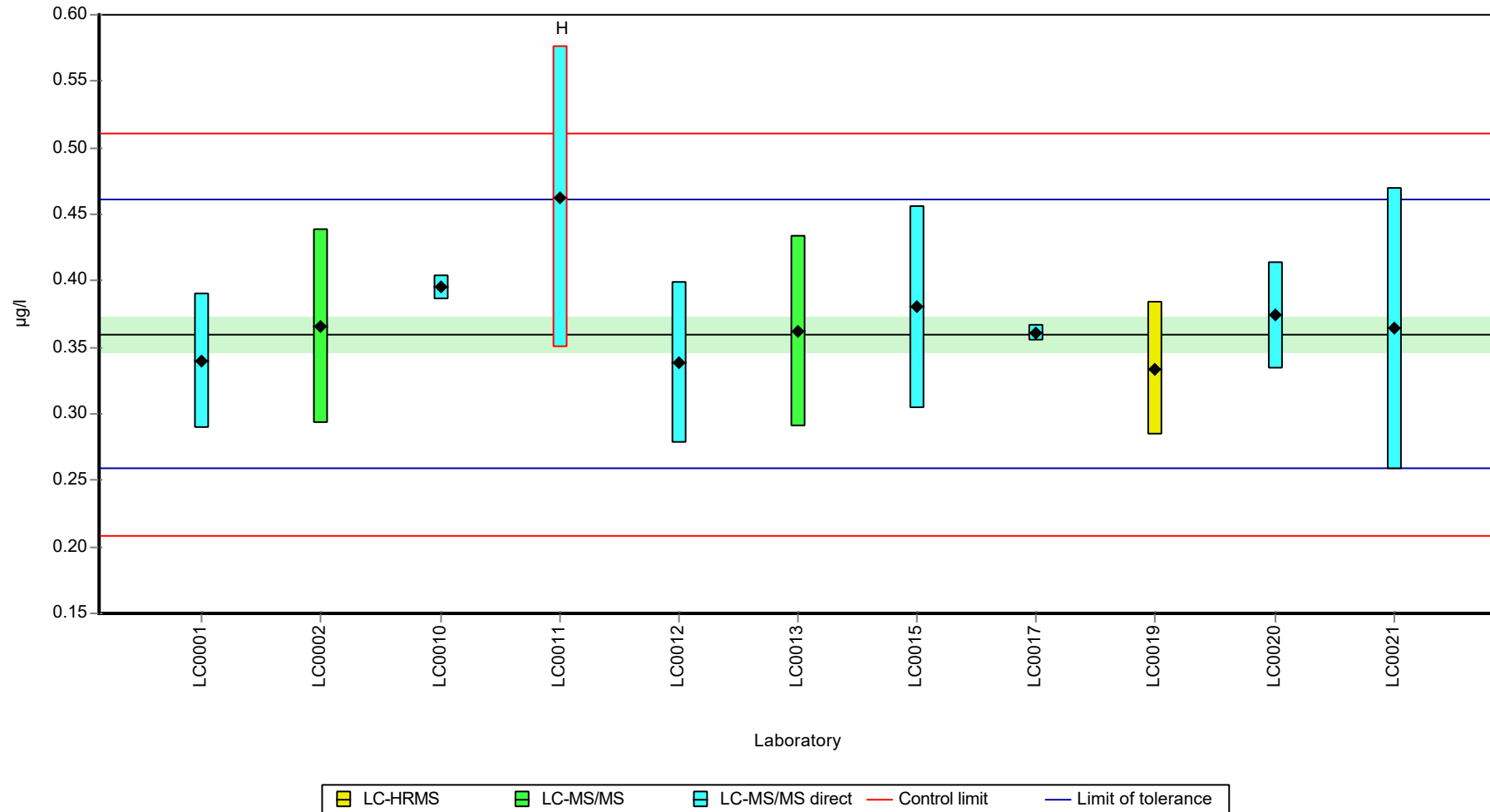
	all results	without outliers	Unit
Mean ± CI (99%)	0.371 ± 0.0323	0.361 ± 0.0184	µg/l
Minimum	0.334	0.334	µg/l
Maximum	0.463	0.395	µg/l
Standard deviation	0.0357	0.0194	µg/l
rel. standard deviation	9.63	5.36	%
n	11	10	-

Parameter oriented report Pesticides H115

Sample: H115A, Parameter: Bromacil

Graphical presentation of results

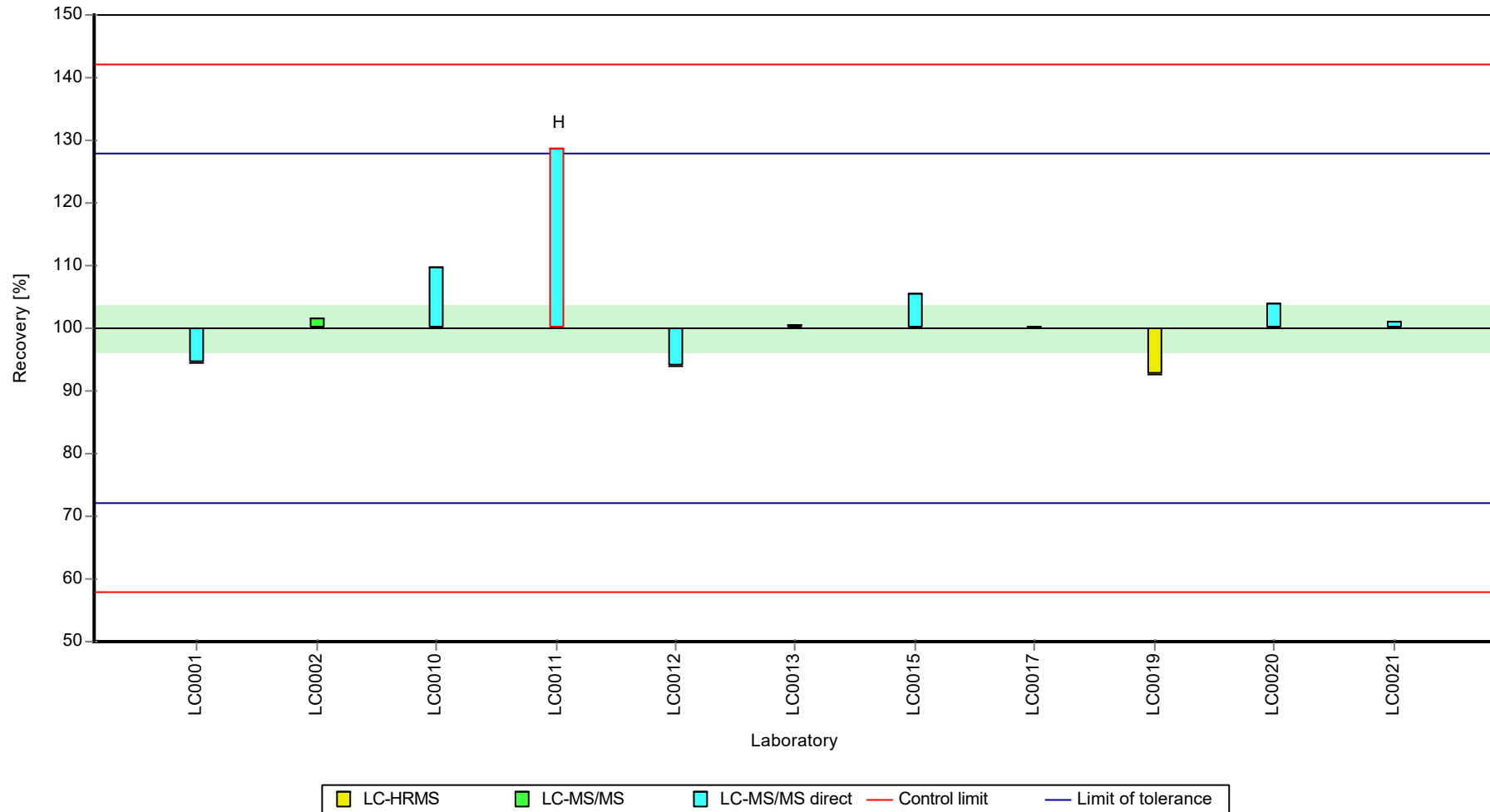
Results



Parameter oriented report Pesticides H115

Sample: H115A, Parameter: Bromacil

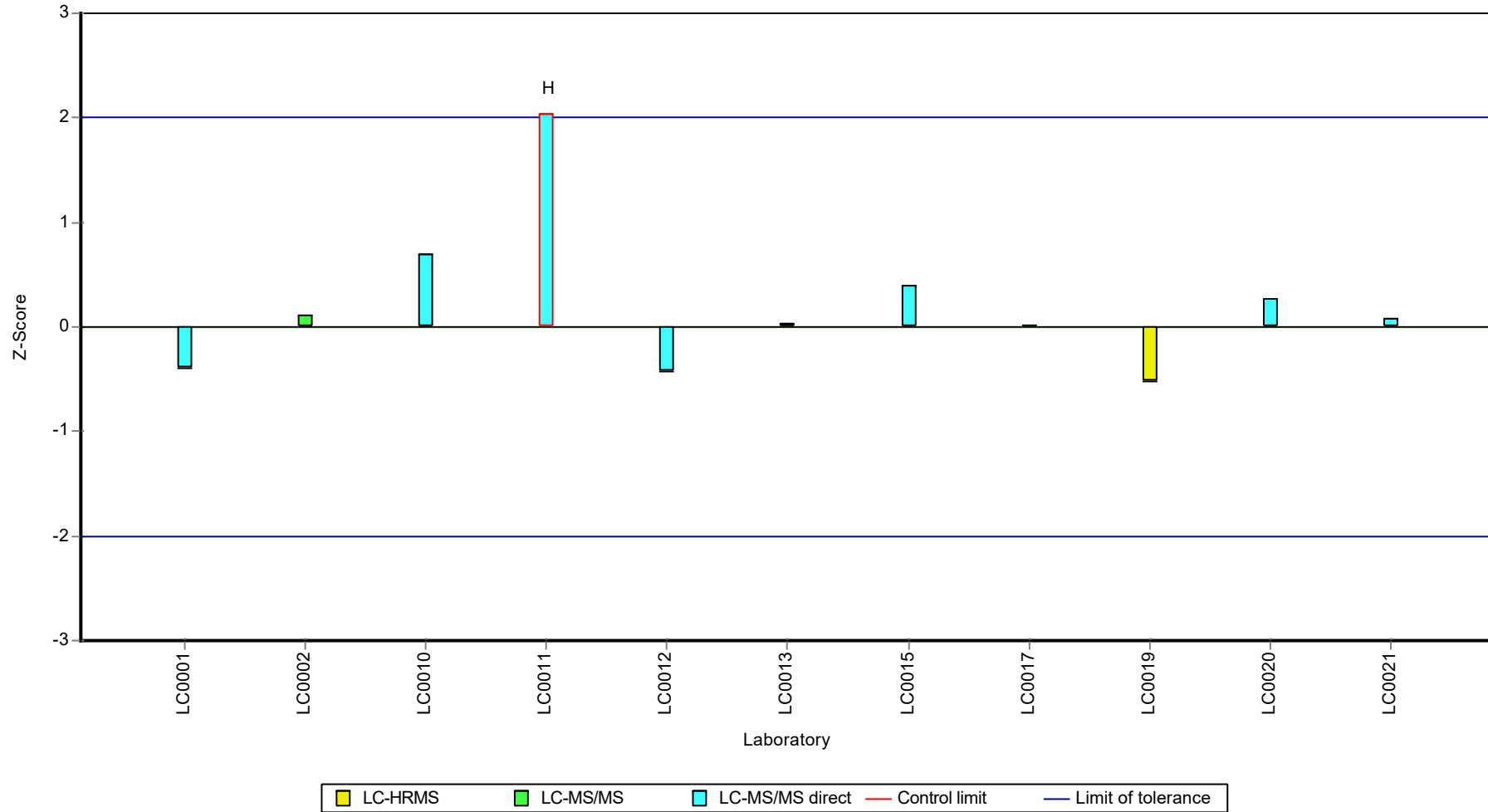
Recovery rate



Parameter oriented report Pesticides H115

Sample: H115A, Parameter: Bromacil

Z-score



Parameter oriented report Pesticides H115

Sample: H115B, Parameter: Bromacil

Parameter oriented report

H115 B

Bromacil

Unit	µg/l
Assigned value ± U (k=2)	0.37 ± 0.0168
Criterion	0.0518 (14 %)
Minimum - Maximum	0.325 - 0.433
Control test value ± U (k=2)	0.410 ± 0.0615

Labcode	Result	± U	Recovery [%]	z-score	Comments
LC0001	0.325	0.049	87.8	-0.87	
LC0002	0.383	0.077	103	0.25	
LC0003	-	-	-	-	
LC0004	-	-	-	-	
LC0005	-	-	-	-	
LC0006	-	-	-	-	
LC0007	-	-	-	-	
LC0008	-	-	-	-	
LC0009	-	-	-	-	
LC0010	0.358	0.009	96.7	-0.23	
LC0011	0.433	0.106	117	1.21	
LC0012	0.37167	0.0669	100	0.03	
LC0013	0.371	0.074	100	0.02	
LC0014	-	-	-	-	
LC0015	0.387	0.077	105	0.33	
LC0016	-	-	-	-	
LC0017	0.349	0.005	94.3	-0.41	
LC0018	-	-	-	-	
LC0019	0.345	0.052	93.2	-0.48	
LC0020	0.381	0.04	103	0.21	
LC0021	0.367	0.106	99.2	-0.06	

Characteristics of parameter

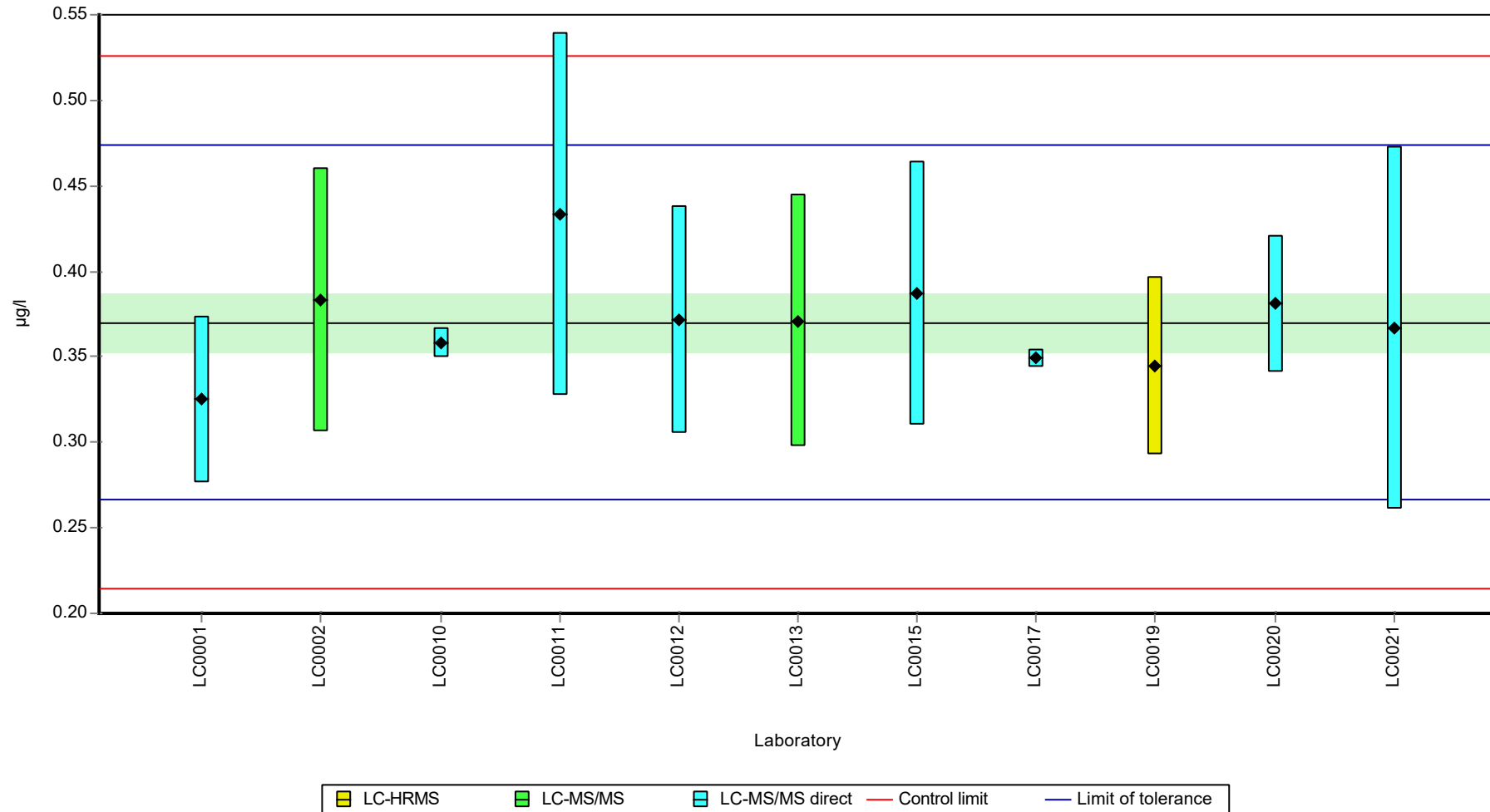
	all results	without outliers	Unit
Mean ± CI (99%)	0.37 ± 0.0253	0.37 ± 0.0253	µg/l
Minimum	0.325	0.325	µg/l
Maximum	0.433	0.433	µg/l
Standard deviation	0.0279	0.0279	µg/l
rel. standard deviation	7.54	7.54	%
n	11	11	-

Parameter oriented report Pesticides H115

Sample: H115B, Parameter: Bromacil

Graphical presentation of results

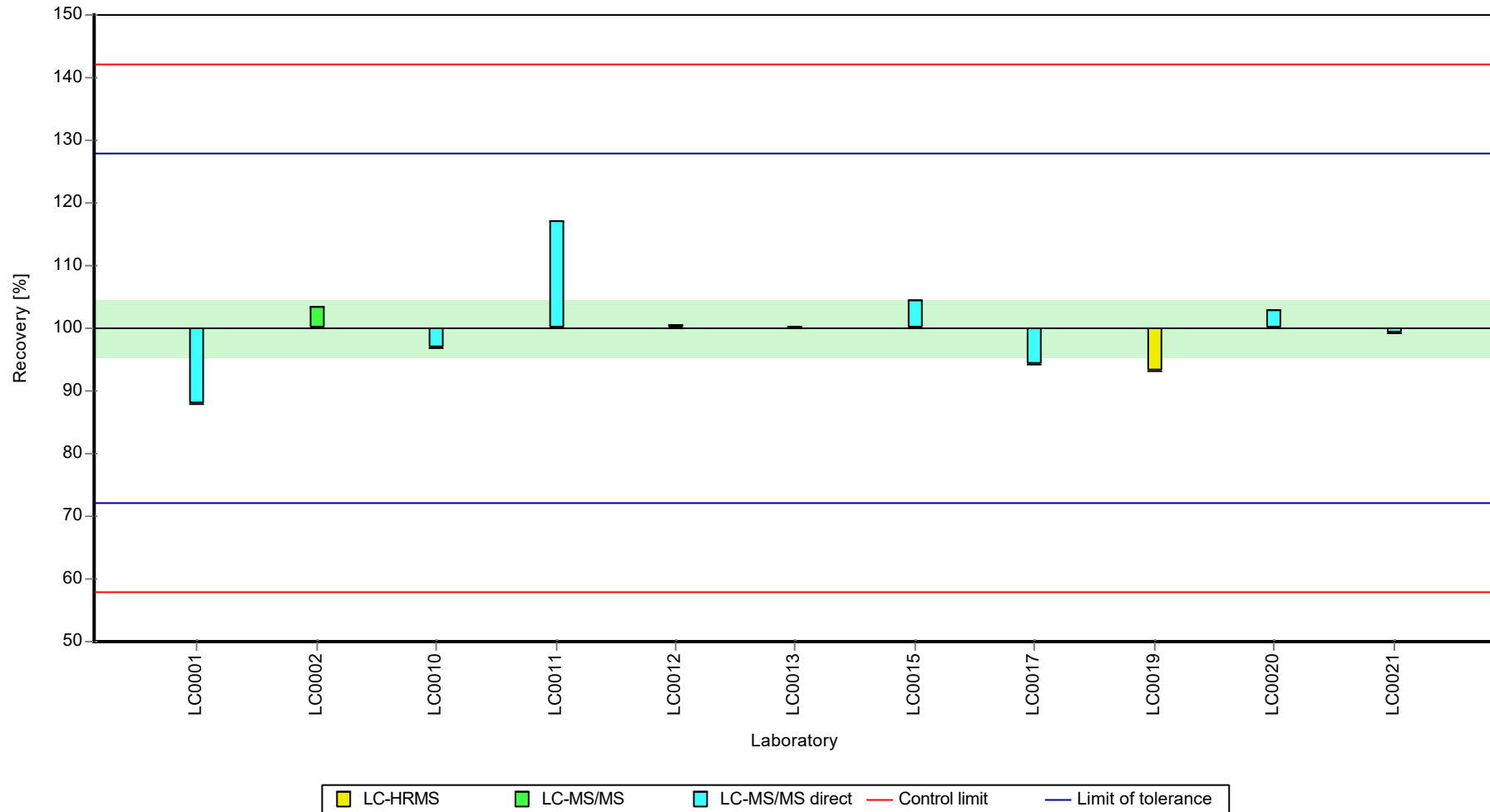
Results



Parameter oriented report Pesticides H115

Sample: H115B, Parameter: Bromacil

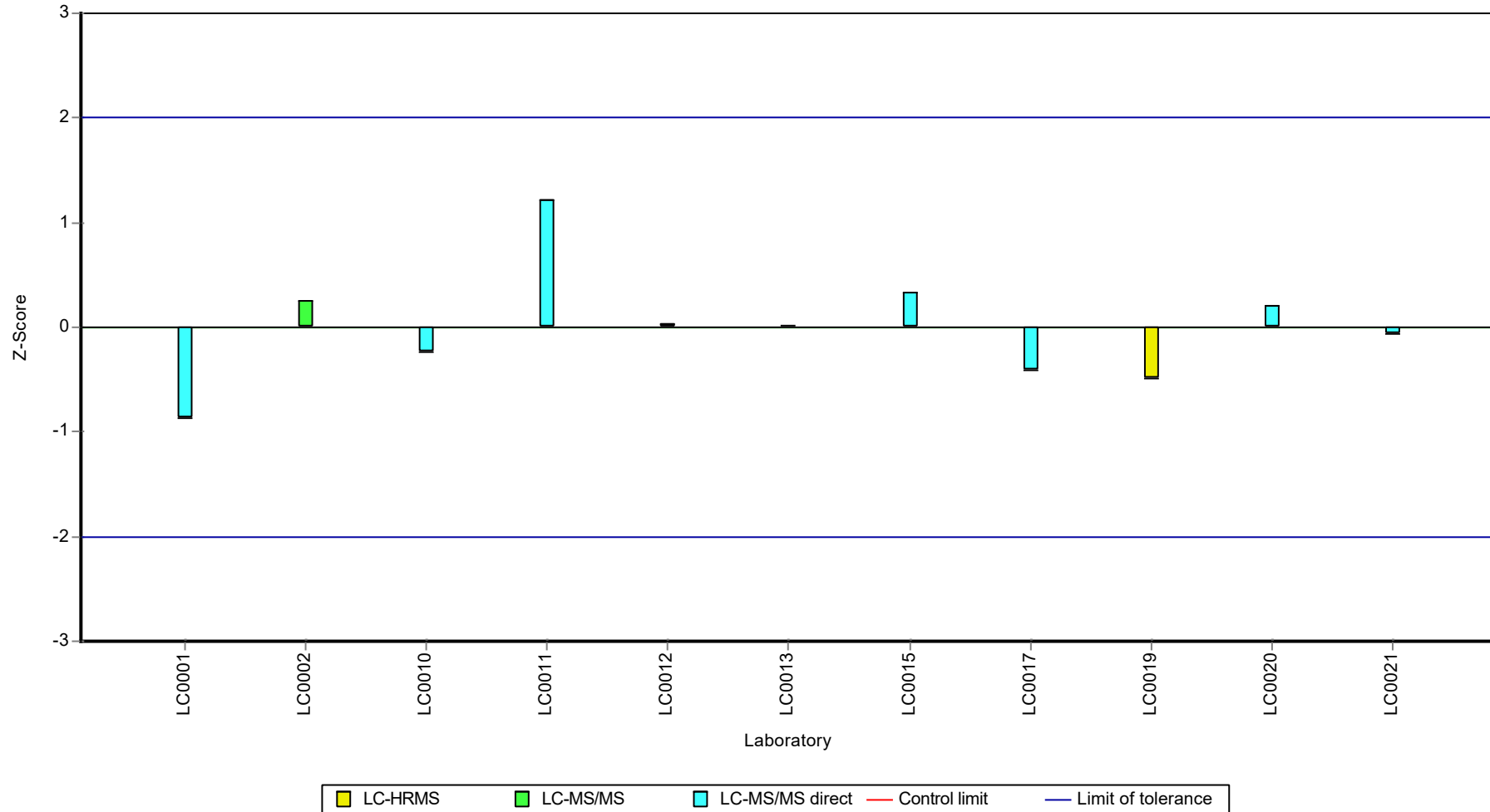
Recovery rate



Parameter oriented report Pesticides H115

Sample: H115B, Parameter: Bromacil

Z-score



Parameter oriented report Pesticides H115

Sample: H115A, Parameter: Chloridazon

Parameter oriented report

H115 A

Chloridazon

Unit	µg/l
Assigned value ± U (k=2)	0.136 ± 0.0124
Criterion	0.0176 (13 %)
Minimum - Maximum	0.087 - 0.175
Control test value ± U (k=2)	0.130 ± 0.0195

Labcode	Result	± U	Recovery [%]	z-score	Comments
LC0001	0.128	0.019	94.3	-0.44	
LC0002	0.149	0.03	110	0.75	
LC0003	0.175	0.026	129	2.23	
LC0004	-	-	-	-	
LC0005	0.087	0.013	64.1	-2.76	
LC0006	0.138	0.028	102	0.13	
LC0007	-	-	-	-	
LC0008	0.587	0.09	432	25.57	H
LC0009	0.15	0.05	111	0.81	
LC0010	0.146	0.008	108	0.58	
LC0011	0.165	0.091	122	1.66	
LC0012	0.13068	0.02352	96.3	-0.29	
LC0013	0.13	0.026	95.8	-0.32	
LC0014	-	-	-	-	
LC0015	-	-	-	-	
LC0016	0.12	0.024	88.4	-0.89	
LC0017	0.128	0.004	94.3	-0.44	
LC0018	0.0933	0.0233	68.7	-2.4	
LC0019	0.136	0.02	100	0.02	
LC0020	-	-	-	-	
LC0021	0.16	0.029	118	1.38	

Characteristics of parameter

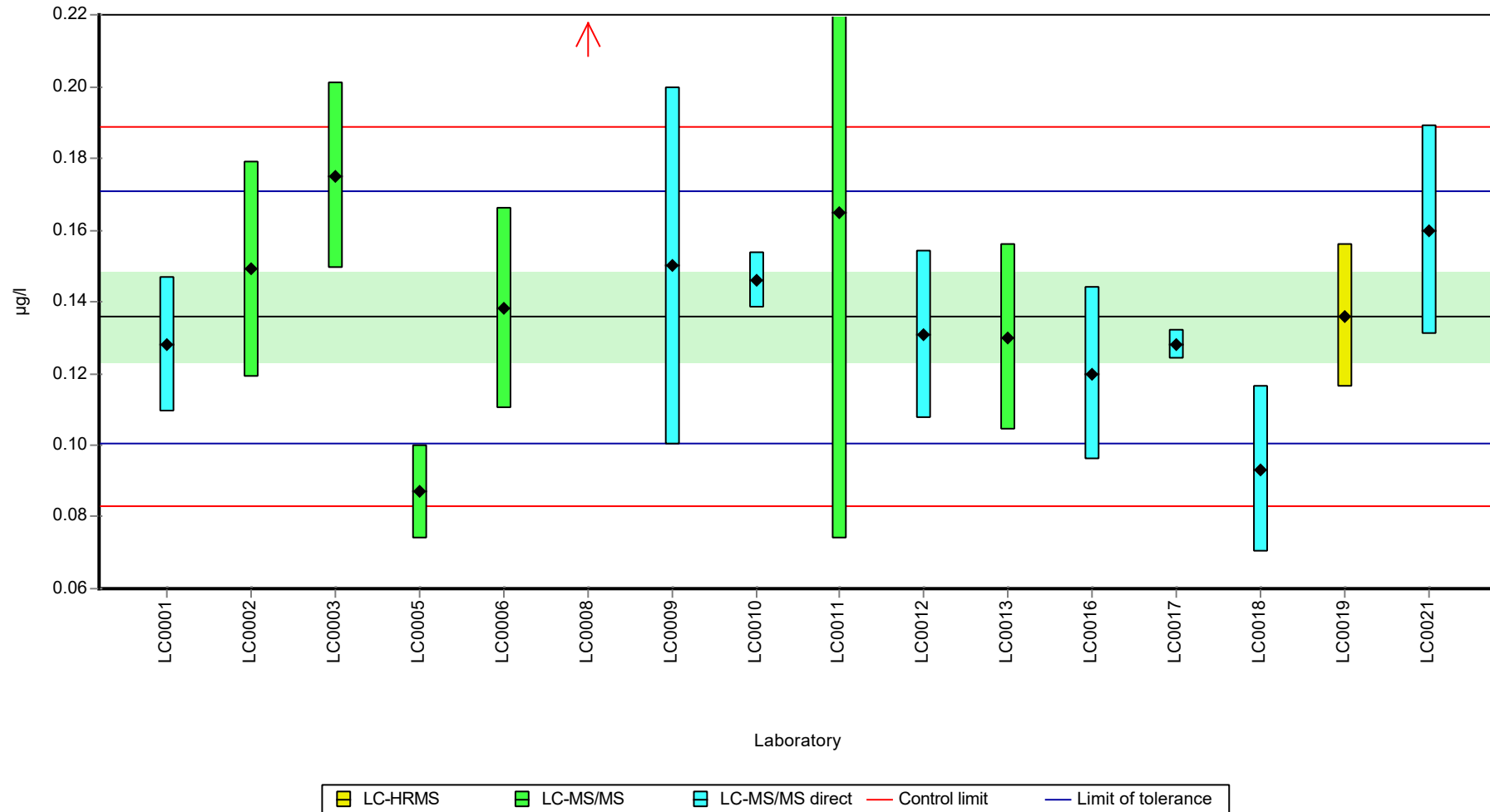
	all results	without outliers	Unit
Mean ± CI (99%)	0.164 ± 0.0864	0.136 ± 0.0186	µg/l
Minimum	0.087	0.087	µg/l
Maximum	0.587	0.175	µg/l
Standard deviation	0.115	0.024	µg/l
rel. standard deviation	70.3	17.7	%
n	16	15	-

Parameter oriented report Pesticides H115

Sample: H115A, Parameter: Chloridazon

Graphical presentation of results

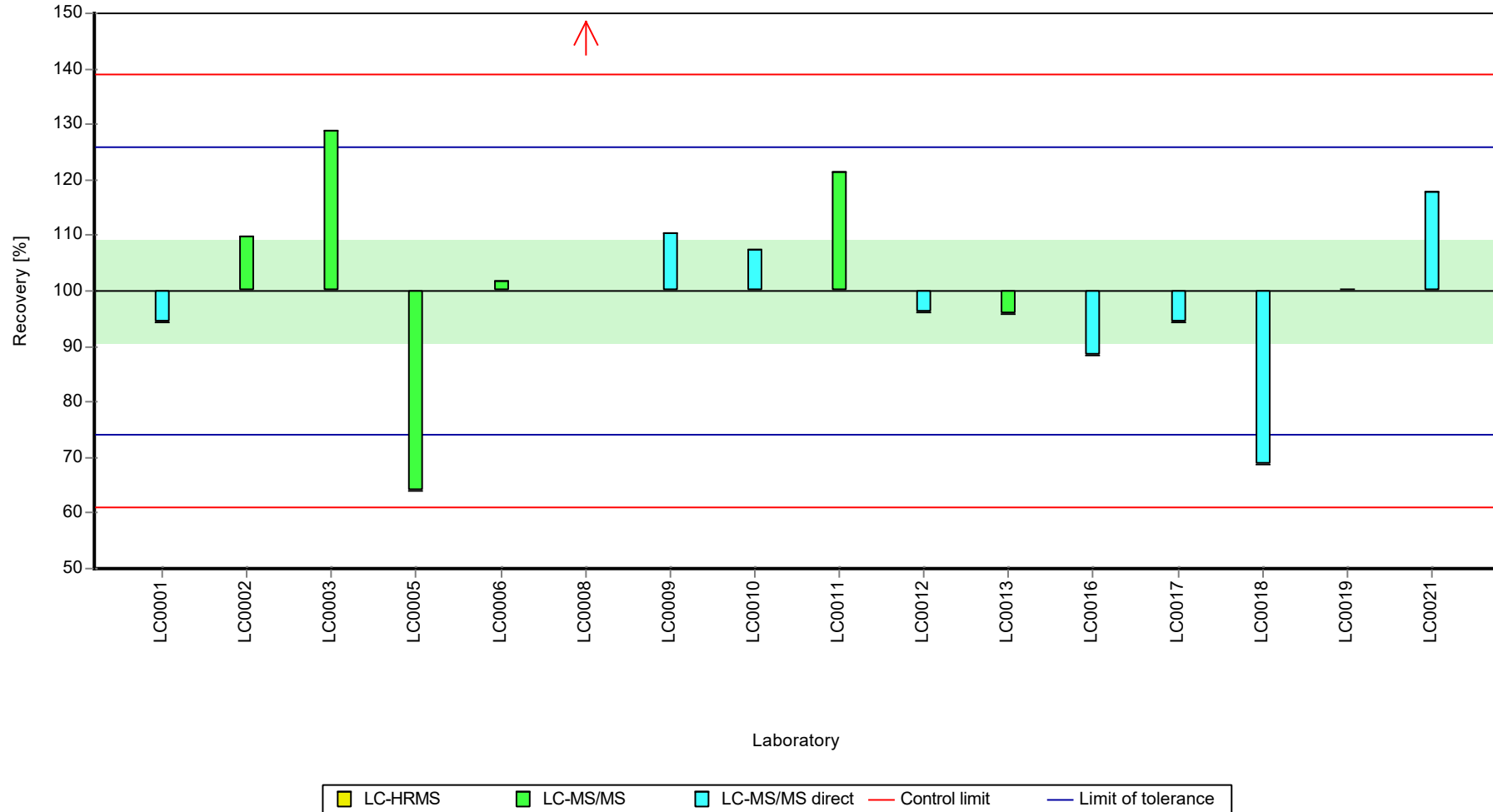
Results



Parameter oriented report Pesticides H115

Sample: H115A, Parameter: Chloridazon

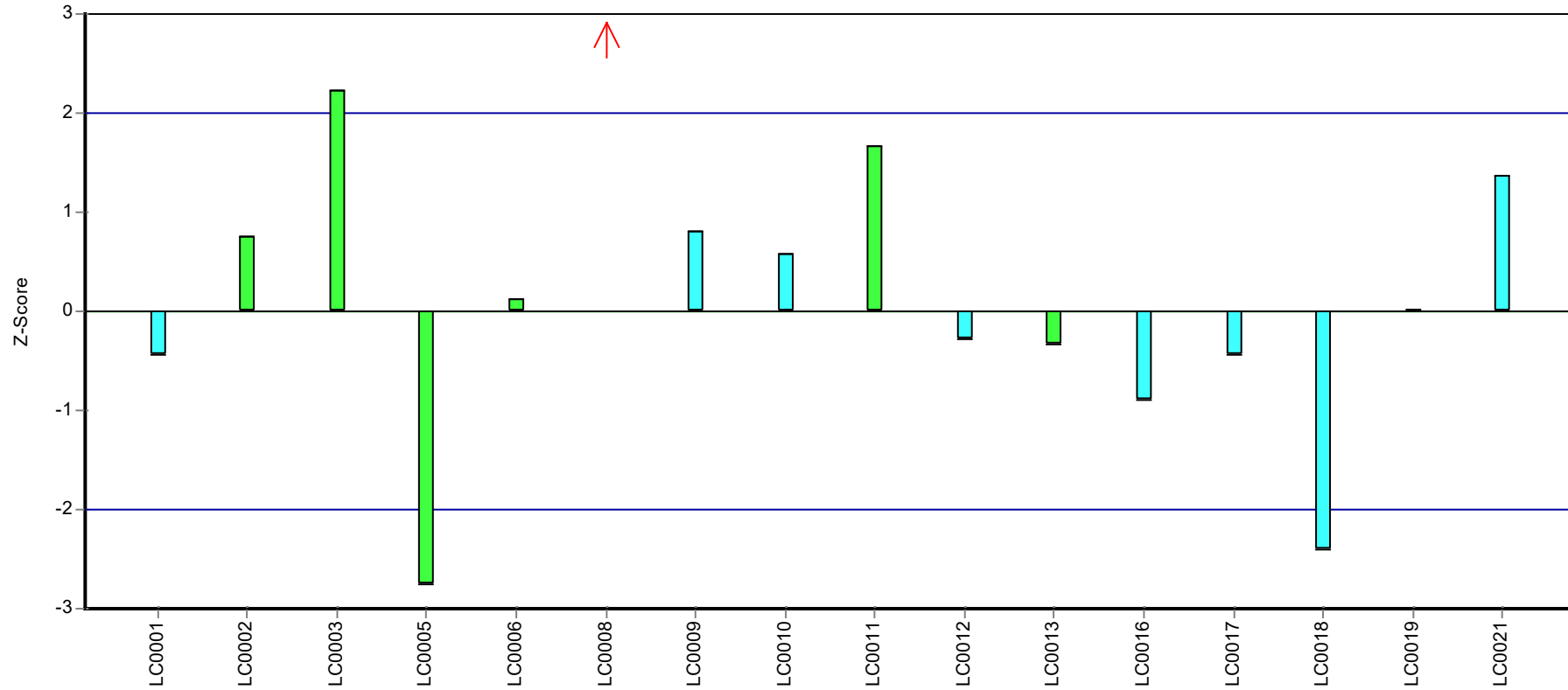
Recovery rate



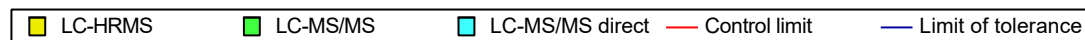
Parameter oriented report Pesticides H115

Sample: H115A, Parameter: Chloridazon

Z-score



Laboratory



Parameter oriented report Pesticides H115

Sample: H115B, Parameter: Chloridazon

Parameter oriented report

H115 B

Chloridazon

Unit	µg/l
Assigned value ± U (k=2)	0.323 ± 0.0189
Criterion	0.042 (13 %)
Minimum - Maximum	0.273 - 0.386
Control test value ± U (k=2)	0.302 ± 0.0453

Labcode	Result	± U	Recovery [%]	z-score	Comments
LC0001	0.295	0.044	91.4	-0.66	
LC0002	0.327	0.065	101	0.1	
LC0003	0.386	0.058	120	1.51	
LC0004	-	-	-	-	
LC0005	0.208	0.031	64.4	-2.73	H
LC0006	0.309	0.064	95.7	-0.33	
LC0007	-	-	-	-	
LC0008	0.493	0.08	153	4.06	H
LC0009	0.345	0.1	107	0.53	
LC0010	0.315	0.008	97.6	-0.18	
LC0011	0.386	0.214	120	1.51	
LC0012	0.31731	0.05712	98.3	-0.13	
LC0013	0.3	0.06	93	-0.54	
LC0014	-	-	-	-	
LC0015	-	-	-	-	
LC0016	0.296	0.059	91.7	-0.64	
LC0017	0.273	0.007	84.6	-1.19	
LC0018	0.302	0.0755	93.6	-0.49	
LC0019	0.299	0.045	92.6	-0.57	
LC0020	-	-	-	-	
LC0021	0.368	0.066	114	1.08	

Characteristics of parameter

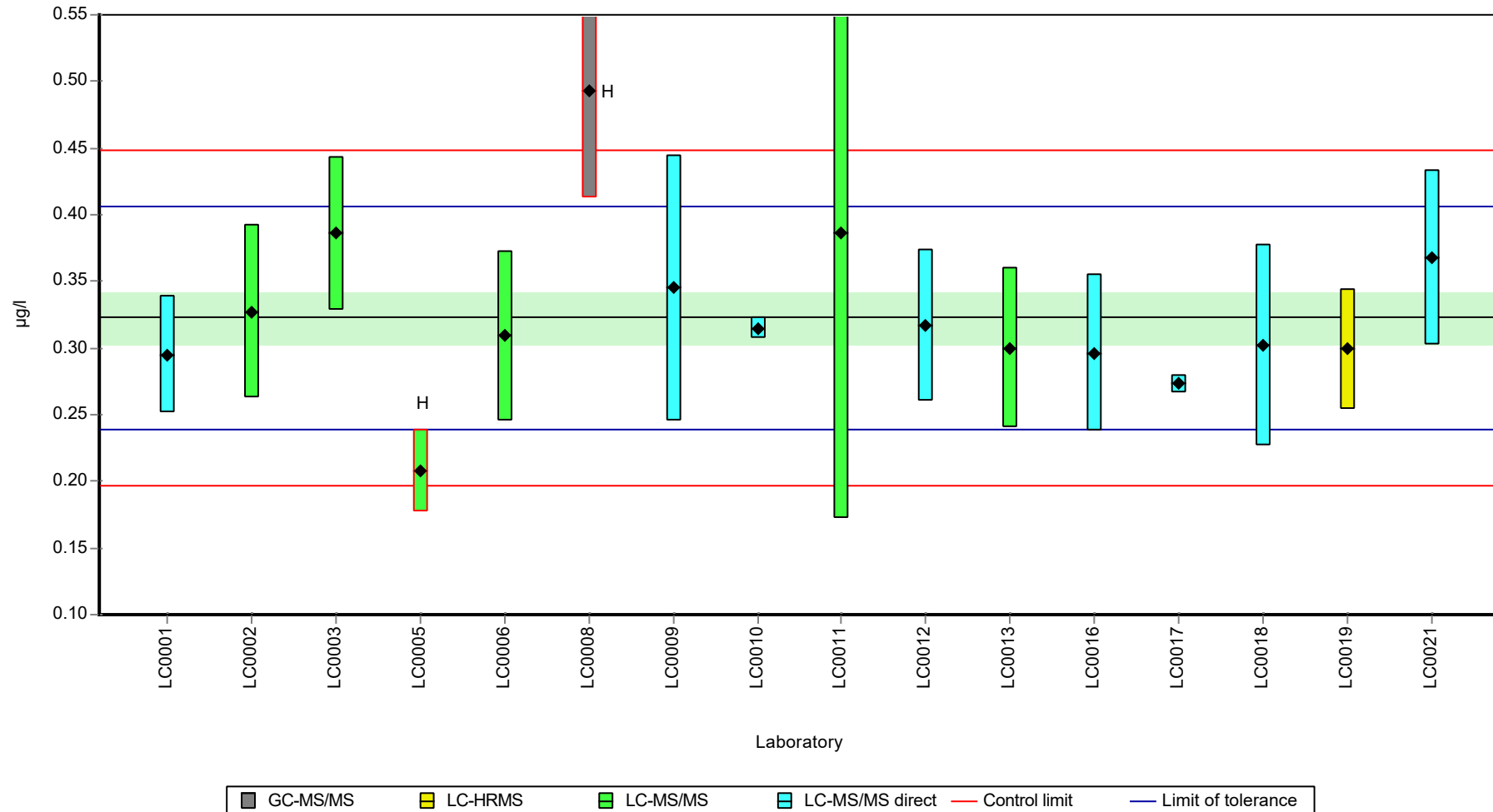
	all results	without outliers	Unit
Mean ± CI (99%)	0.326 ± 0.0467	0.323 ± 0.0284	µg/l
Minimum	0.208	0.273	µg/l
Maximum	0.493	0.386	µg/l
Standard deviation	0.0623	0.0354	µg/l
rel. standard deviation	19.1	11	%
n	16	14	-

Parameter oriented report Pesticides H115

Sample: H115B, Parameter: Chloridazon

Graphical presentation of results

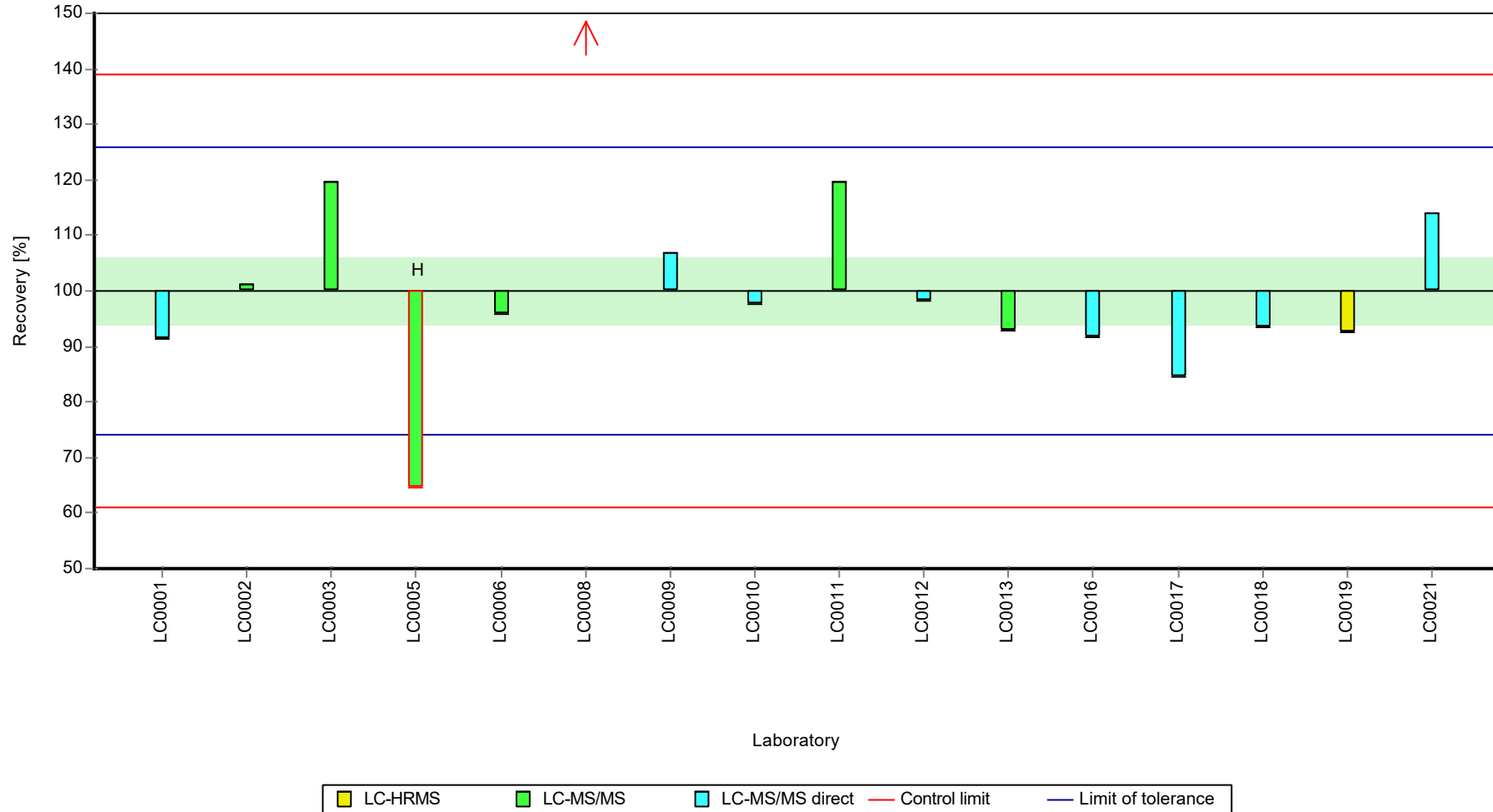
Results



Parameter oriented report Pesticides H115

Sample: H115B, Parameter: Chloridazon

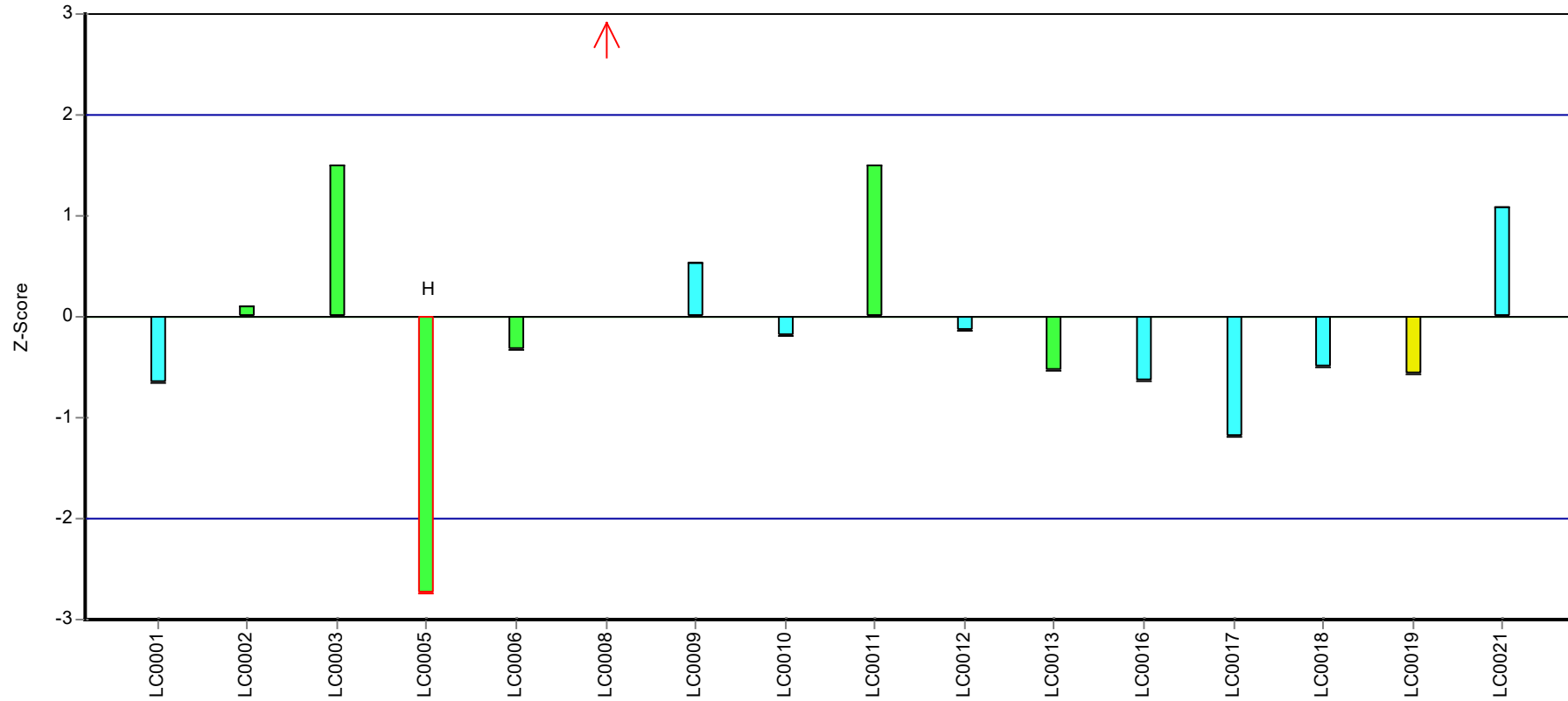
Recovery rate



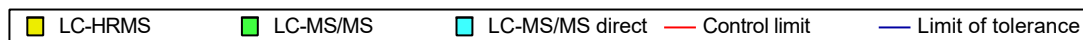
Parameter oriented report Pesticides H115

Sample: H115B, Parameter: Chloridazon

Z-score



Laboratory



Parameter oriented report Pesticides H115

Sample: H115A, Parameter: Chloridazon-desphenyl

Parameter oriented report

H115 A

Chloridazon-desphenyl

Unit	µg/l
Assigned value ± U (k=2)	0.23 ± 0.0231
Criterion	0.0253 (11 %)
Minimum - Maximum	0.126 - 0.299
Control test value ± U (k=2)	0.224 ± 0.0448

Labcode	Result	± U	Recovery [%]	z-score	Comments
LC0001	0.251	0.038	109	0.81	
LC0002	0.232	0.046	101	0.06	
LC0003	-	-	-	-	
LC0004	0.2484	0.0745	108	0.71	
LC0005	0.714	0.107	310	19.08	H
LC0006	0.299	0.131	130	2.71	
LC0007	-	-	-	-	
LC0008	-	-	-	-	
LC0009	0.223	0.07	96.8	-0.29	
LC0010	0.284	0.018	123	2.11	
LC0011	0.224	0.024	97.2	-0.25	
LC0012	0.21106	0.03799	91.6	-0.76	
LC0013	0.283	0.057	123	2.07	
LC0014	-	-	-	-	
LC0015	-	-	-	-	
LC0016	0.202	0.051	87.7	-1.12	
LC0017	-	-	-	-	
LC0018	0.1256	0.0314	54.5	-4.14	
LC0019	0.205	0.031	89	-1	
LC0020	0.217	0.07	94.2	-0.53	
LC0021	0.221	0.033	95.9	-0.37	

Characteristics of parameter

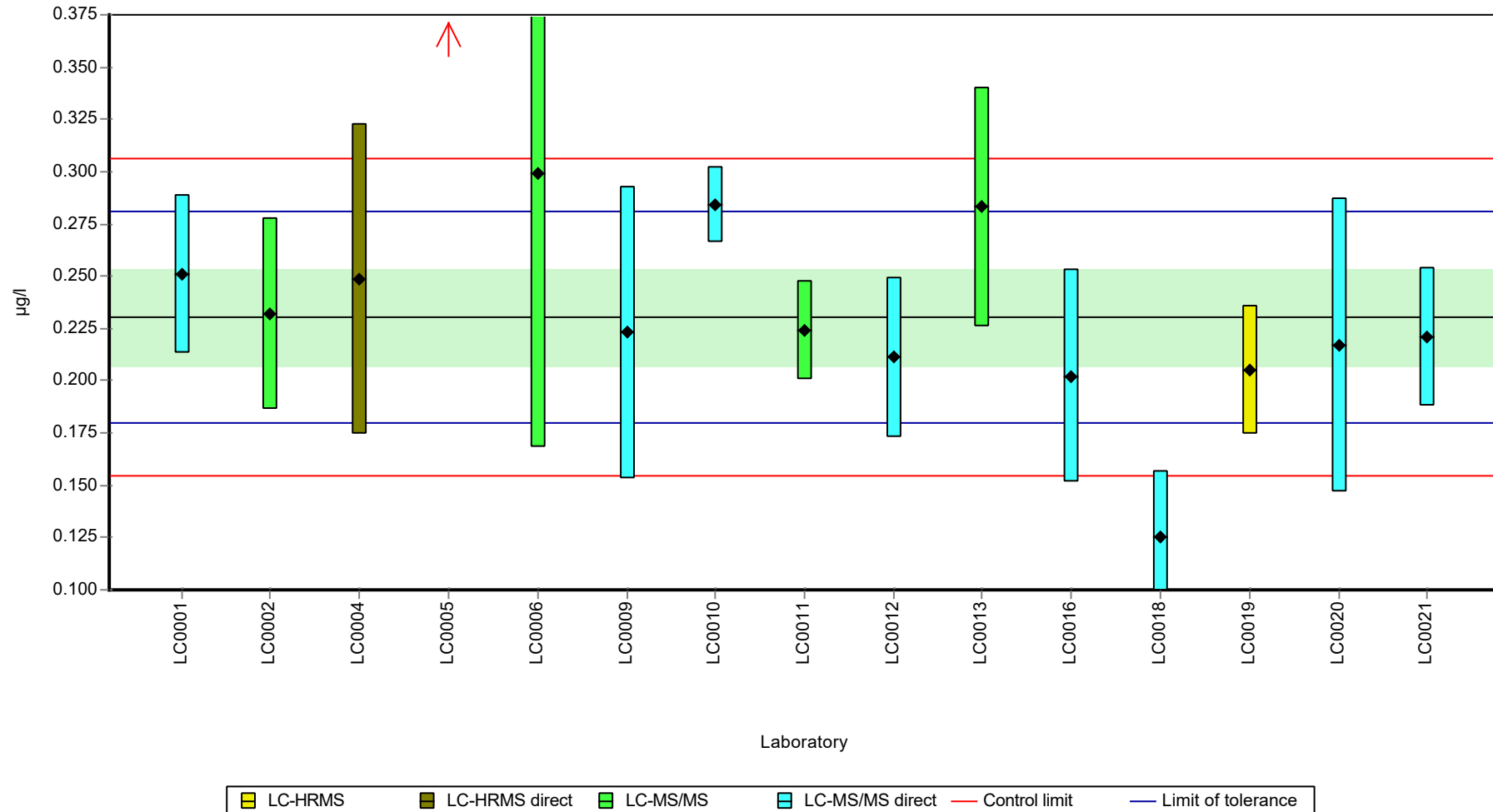
	all results	without outliers	Unit
Mean ± CI (99%)	0.263 ± 0.102	0.23 ± 0.0346	µg/l
Minimum	0.126	0.126	µg/l
Maximum	0.714	0.299	µg/l
Standard deviation	0.132	0.0432	µg/l
rel. standard deviation	50.1	18.8 %	
n	15	14	-

Parameter oriented report Pesticides H115

Sample: H115A, Parameter: Chloridazon-desphenyl

Graphical presentation of results

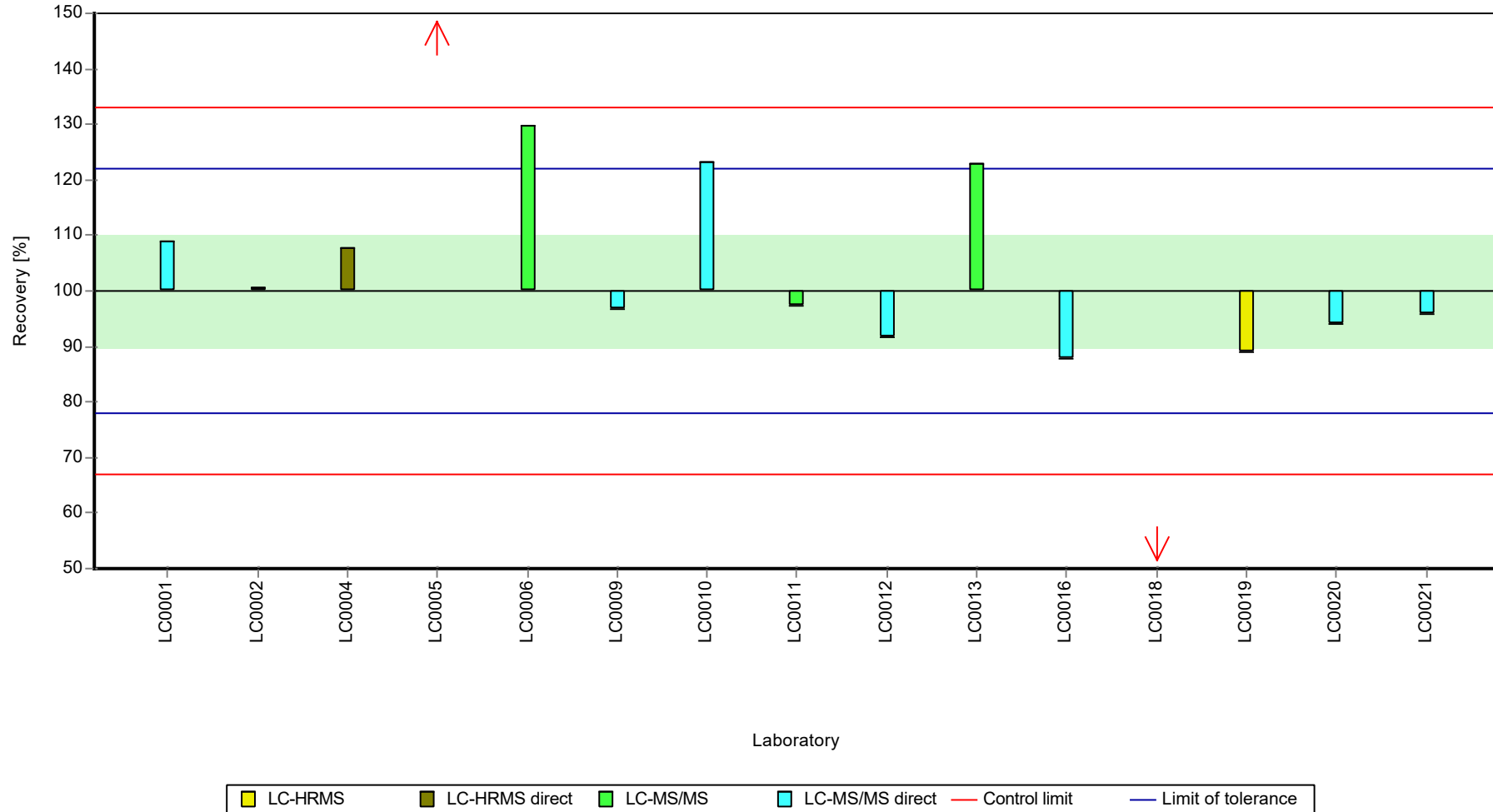
Results



Parameter oriented report Pesticides H115

Sample: H115A, Parameter: Chloridazon-desphenyl

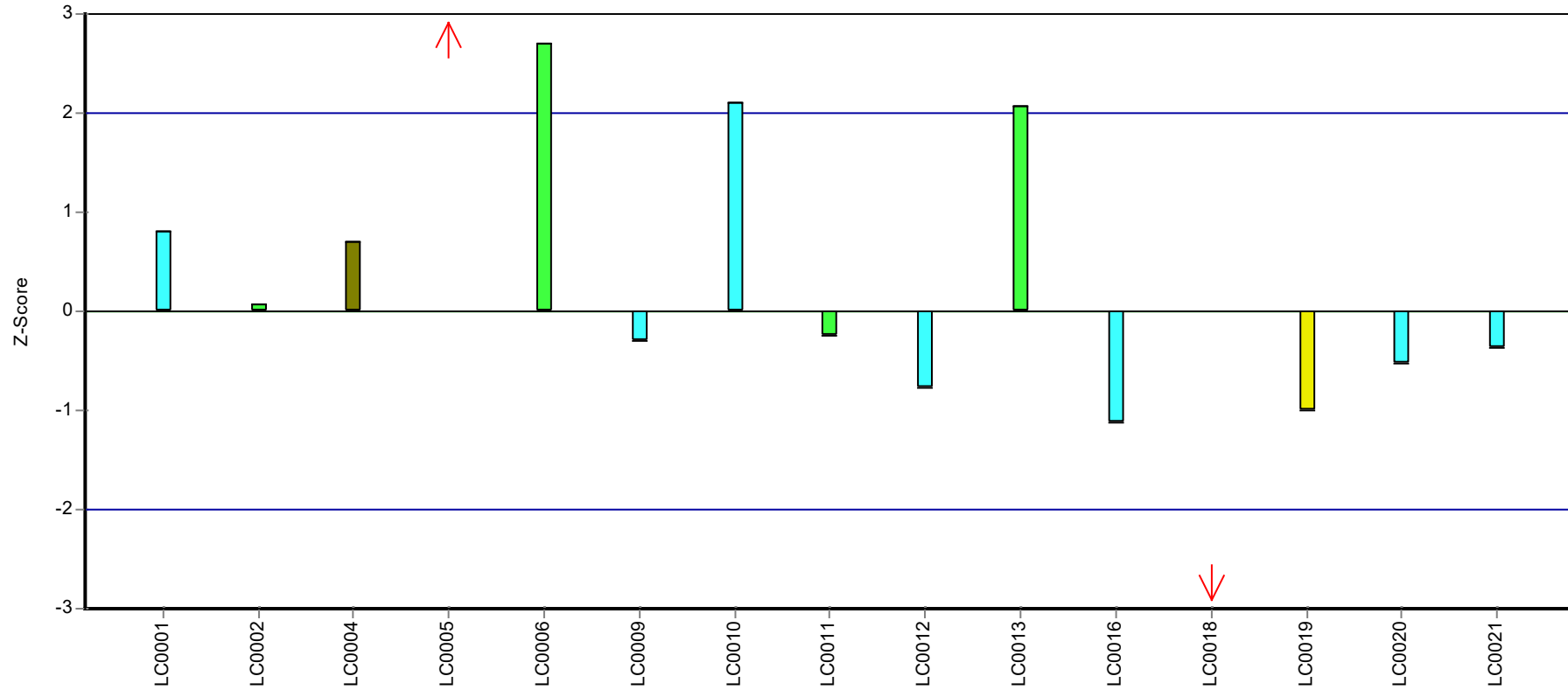
Recovery rate




Parameter oriented report Pesticides H115

Sample: H115A, Parameter: Chloridazon-desphenyl

Z-score



Laboratory



Parameter oriented report Pesticides H115

Sample: H115B, Parameter: Chloridazon-desphenyl

Parameter oriented report

H115 B

Chloridazon-desphenyl

Unit	µg/l
Assigned value ± U (k=2)	0.392 ± 0.0215
Criterion	0.0432 (11 %)
Minimum - Maximum	0.35 - 0.486
Control test value ± U (k=2)	0.401 ± 0.08

Labcode	Result	± U	Recovery [%]	z-score	Comments
LC0001	0.388	0.058	98.9	-0.1	
LC0002	0.406	0.081	103	0.32	
LC0003	-	-	-	-	
LC0004	0.496	0.1488	126	2.4	H
LC0005	1.184	0.178	302	18.34	H
LC0006	0.455	0.2	116	1.45	
LC0007	-	-	-	-	
LC0008	-	-	-	-	
LC0009	0.388	0.12	98.9	-0.1	
LC0010	0.382	0.019	97.3	-0.24	
LC0011	0.399	0.042	102	0.15	
LC0012	0.36722	0.0661	93.6	-0.58	
LC0013	0.486	0.097	124	2.17	
LC0014	-	-	-	-	
LC0015	-	-	-	-	
LC0016	0.361	0.09	92	-0.73	
LC0017	-	-	-	-	
LC0018	0.357	0.0892	91	-0.82	
LC0019	0.35	0.053	89.2	-0.98	
LC0020	0.374	0.11	95.3	-0.43	
LC0021	0.388	0.058	98.9	-0.1	

Characteristics of parameter

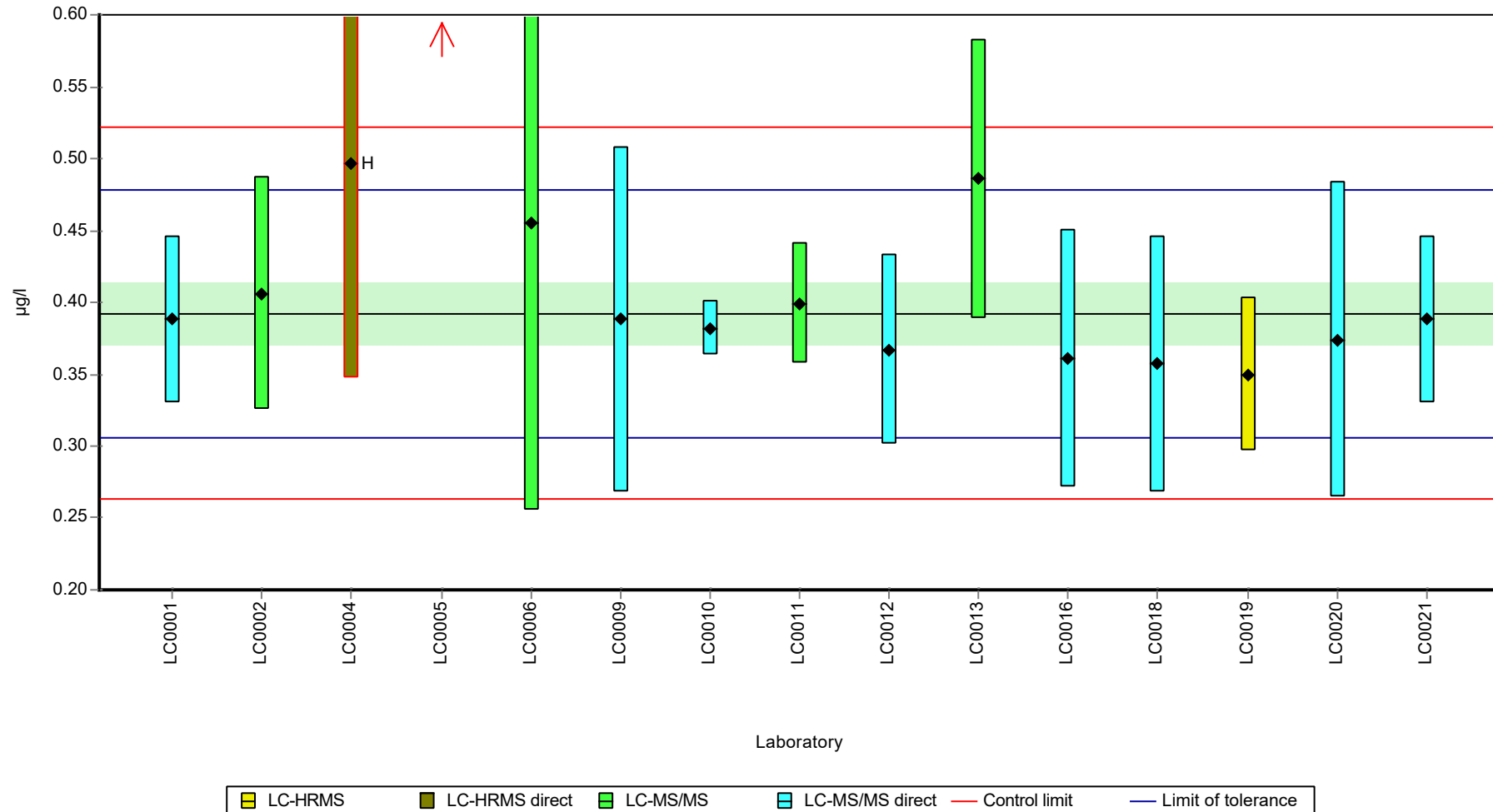
	all results	without outliers	Unit
Mean ± CI (99%)	0.452 ± 0.161	0.392 ± 0.0323	µg/l
Minimum	0.35	0.35	µg/l
Maximum	1.18	0.486	µg/l
Standard deviation	0.207	0.0388	µg/l
rel. standard deviation	45.9	9.89 %	
n	15	13	-

Parameter oriented report Pesticides H115

Sample: H115B, Parameter: Chloridazon-desphenyl

Graphical presentation of results

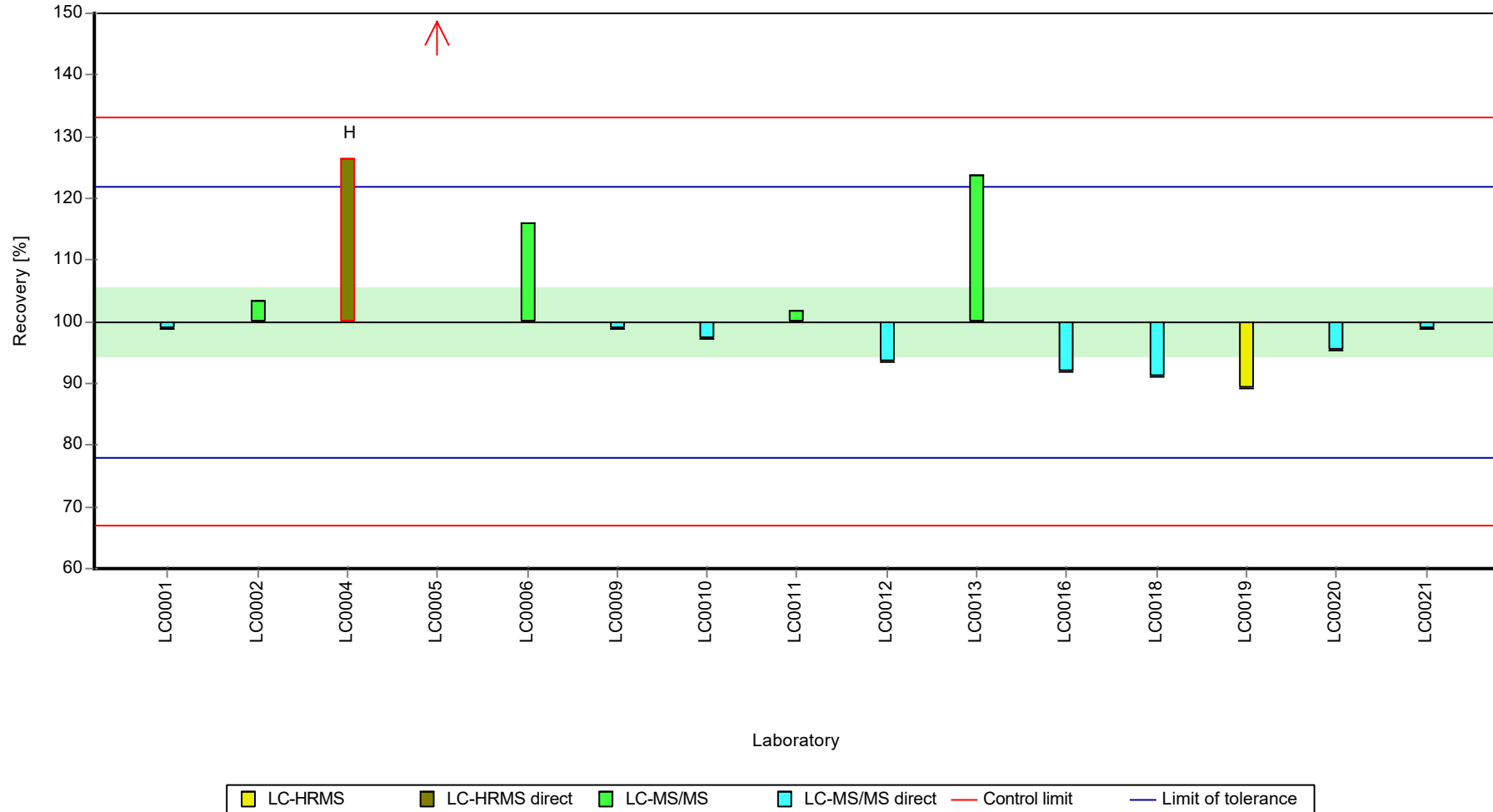
Results



Parameter oriented report Pesticides H115

Sample: H115B, Parameter: Chloridazon-desphenyl

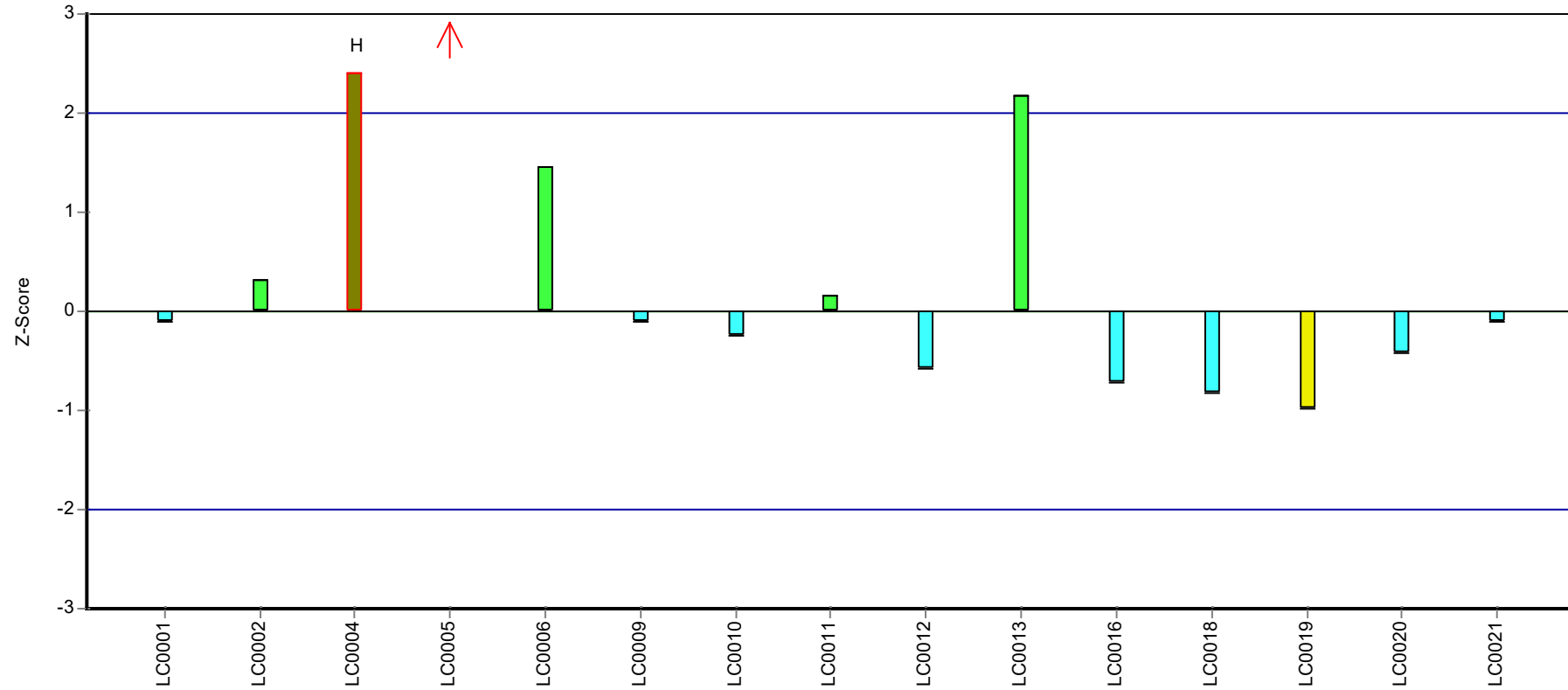
Recovery rate




Parameter oriented report Pesticides H115

Sample: H115B, Parameter: Chloridazon-desphenyl

Z-score



Laboratory



Parameter oriented report Pesticides H115

Sample: H115A, Parameter: Chloridazon-methyl-desphenyl

Parameter oriented report

H115 A

Chloridazon-methyl-desphenyl

Unit	µg/l
Assigned value ± U (k=2)	0.75 ± 0.0255
Criterion	0.0975 (13 %)
Minimum - Maximum	0.671 - 0.819
Control test value ± U (k=2)	0.767 ± 0.115

Labcode	Result	± U	Recovery [%]	z-score	Comments
LC0001	0.671	0.101	89.5	-0.81	
LC0002	0.781	0.156	104	0.32	
LC0003	-	-	-	-	
LC0004	1.009	0.373	135	2.66	H
LC0005	1.048	0.157	140	3.06	H
LC0006	0.771	0.231	103	0.22	
LC0007	-	-	-	-	
LC0008	-	-	-	-	
LC0009	0.758	0.23	101	0.09	
LC0010	0.767	0.038	102	0.18	
LC0011	0.751	0.118	100	0.01	
LC0012	0.76026	0.13685	101	0.11	
LC0013	0.76	0.152	101	0.11	
LC0014	-	-	-	-	
LC0015	-	-	-	-	
LC0016	0.685	0.137	91.4	-0.66	
LC0017	-	-	-	-	
LC0018	0.3719	0.093	49.6	-3.88	H
LC0019	0.723	0.108	96.4	-0.27	
LC0020	-	-	-	-	
LC0021	0.819	0.172	109	0.71	

Characteristics of parameter

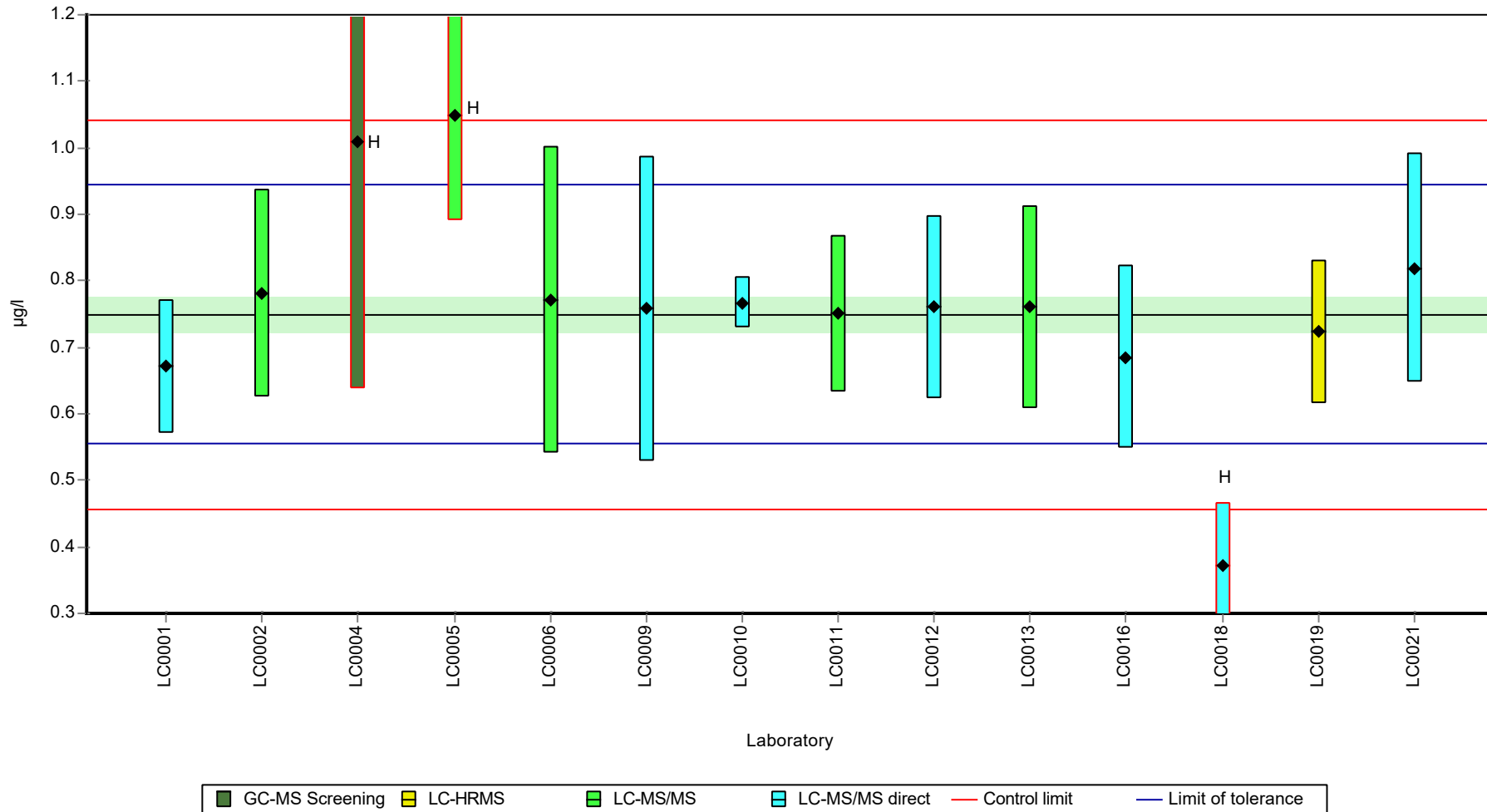
	all results	without outliers	Unit
Mean ± CI (99%)	0.763 ± 0.125	0.75 ± 0.0383	µg/l
Minimum	0.372	0.671	µg/l
Maximum	1.05	0.819	µg/l
Standard deviation	0.156	0.0423	µg/l
rel. standard deviation	20.4	5.65 %	
n	14	11	-

Parameter oriented report Pesticides H115

Sample: H115A, Parameter: Chloridazon-methyl-desphenyl

Graphical presentation of results

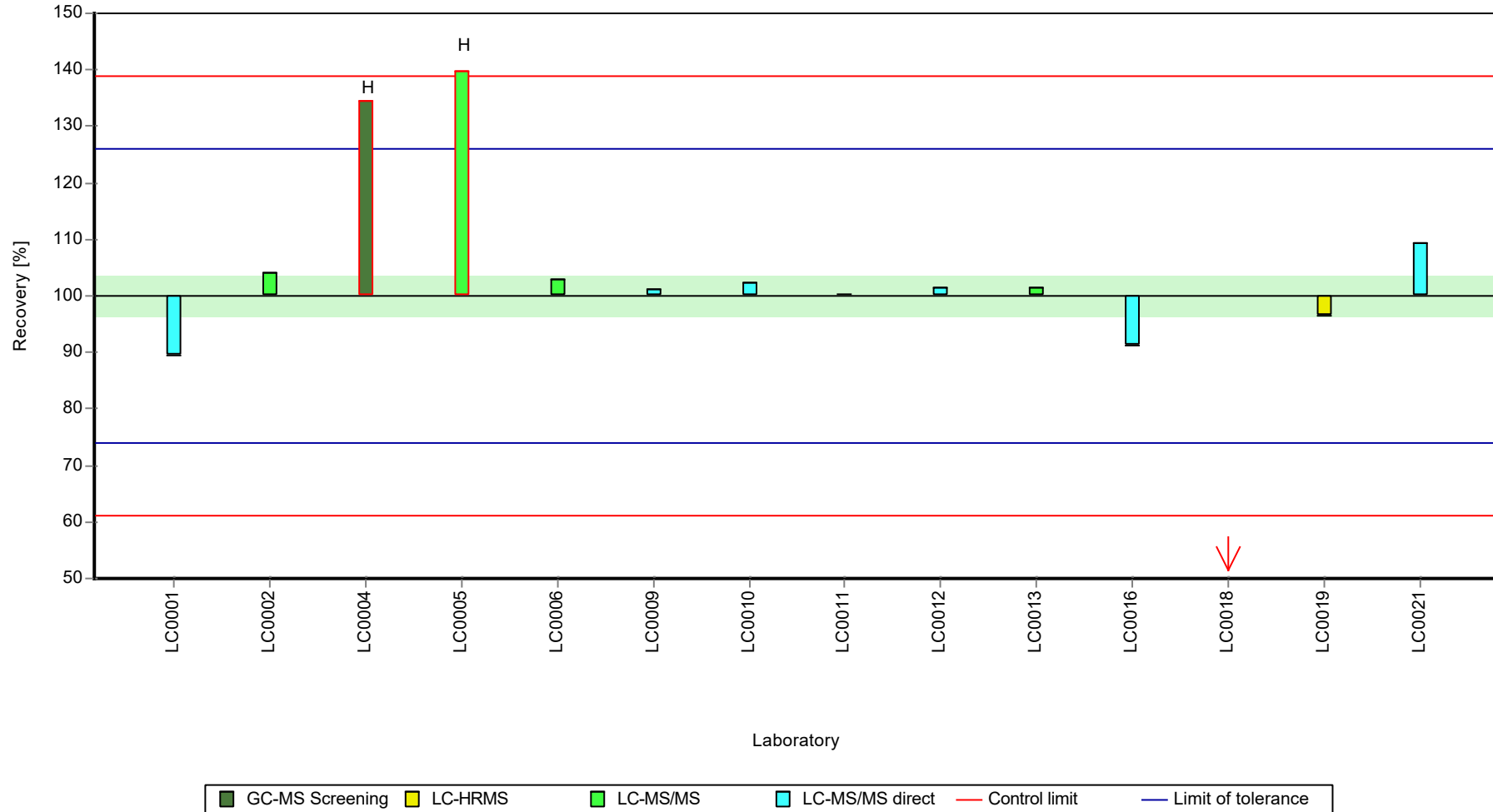
Results



Parameter oriented report Pesticides H115

Sample: H115A, Parameter: Chloridazon-methyl-desphenyl

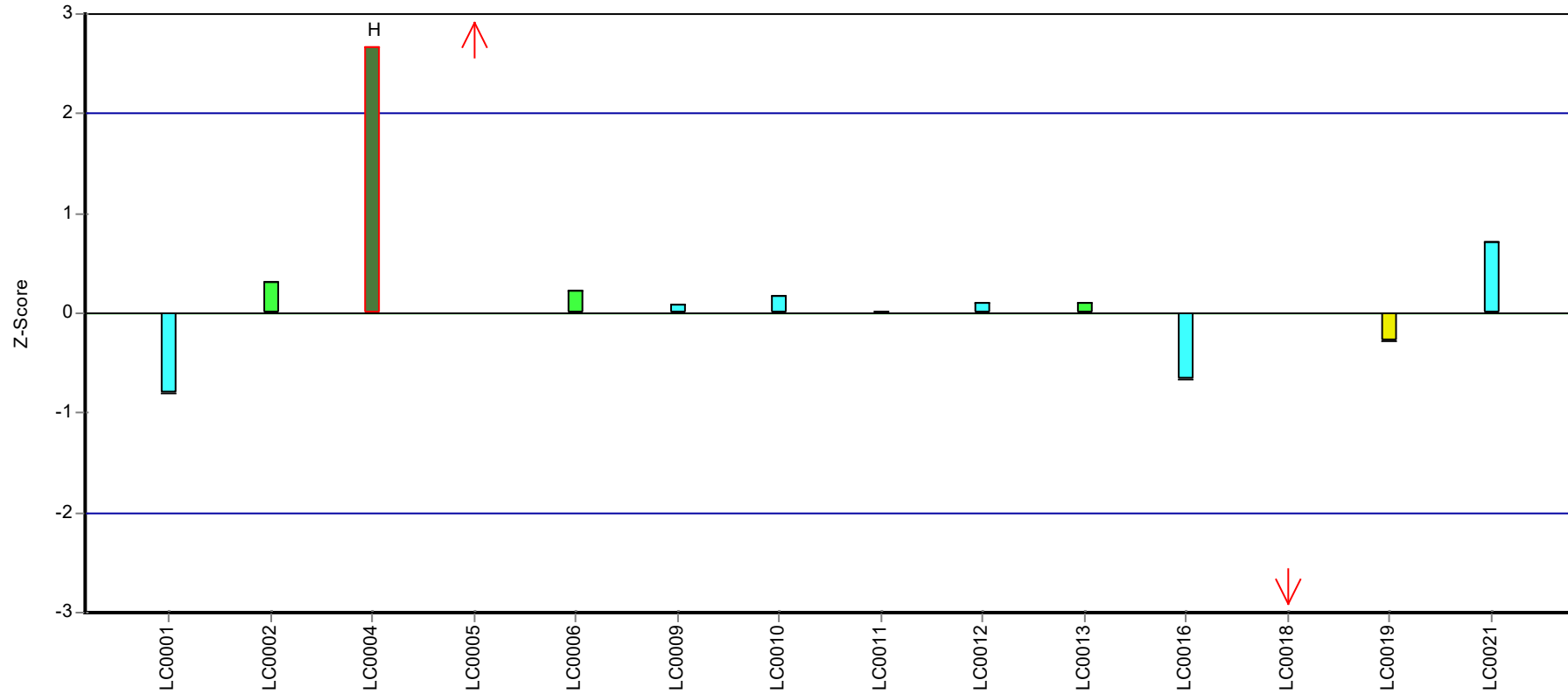
Recovery rate




Parameter oriented report Pesticides H115

Sample: H115A, Parameter: Chloridazon-methyl-desphenyl

Z-score



Laboratory



Parameter oriented report Pesticides H115

Sample: H115B, Parameter: Chloridazon-methyl-desphenyl

Parameter oriented report

H115 B

Chloridazon-methyl-desphenyl

Unit	µg/l
Assigned value ± U (k=2)	0.805 ± 0.0343
Criterion	0.105 (13 %)
Minimum - Maximum	0.707 - 0.92
Control test value ± U (k=2)	1.05 ± 0.158

Labcode	Result	± U	Recovery [%]	z-score	Comments
LC0001	0.767	0.115	95.3	-0.37	
LC0002	0.838	0.168	104	0.31	
LC0003	-	-	-	-	
LC0004	1.18	0.437	147	3.58	H
LC0005	1.102	0.165	137	2.84	H
LC0006	0.751	0.225	93.3	-0.52	
LC0007	-	-	-	-	
LC0008	-	-	-	-	
LC0009	0.87	0.26	108	0.62	
LC0010	0.751	0.038	93.3	-0.52	
LC0011	0.813	0.127	101	0.07	
LC0012	0.7964	0.14335	98.9	-0.08	
LC0013	0.836	0.167	104	0.29	
LC0014	-	-	-	-	
LC0015	-	-	-	-	
LC0016	0.735	0.147	91.3	-0.67	
LC0017	-	-	-	-	
LC0018	0.7069	0.1767	87.8	-0.94	
LC0019	0.78	0.117	96.9	-0.24	
LC0020	-	-	-	-	
LC0021	0.92	0.193	114	1.1	

Characteristics of parameter

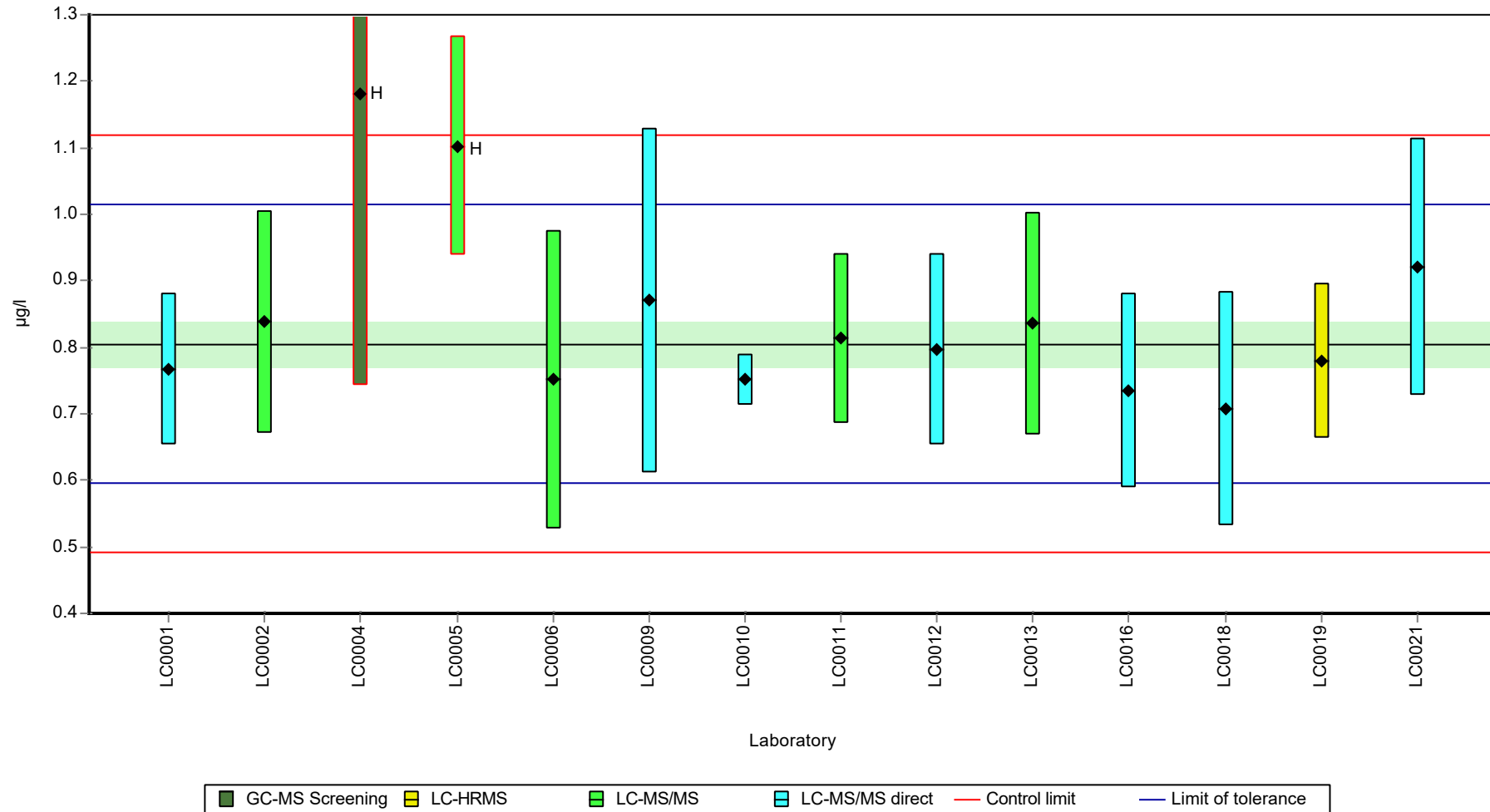
	all results	without outliers	Unit
Mean ± CI (99%)	0.846 ± 0.111	0.797 ± 0.0531	µg/l
Minimum	0.707	0.707	µg/l
Maximum	1.18	0.92	µg/l
Standard deviation	0.138	0.0613	µg/l
rel. standard deviation	16.3	7.69 %	
n	14	12	-

Parameter oriented report Pesticides H115

Sample: H115B, Parameter: Chloridazon-methyl-desphenyl

Graphical presentation of results

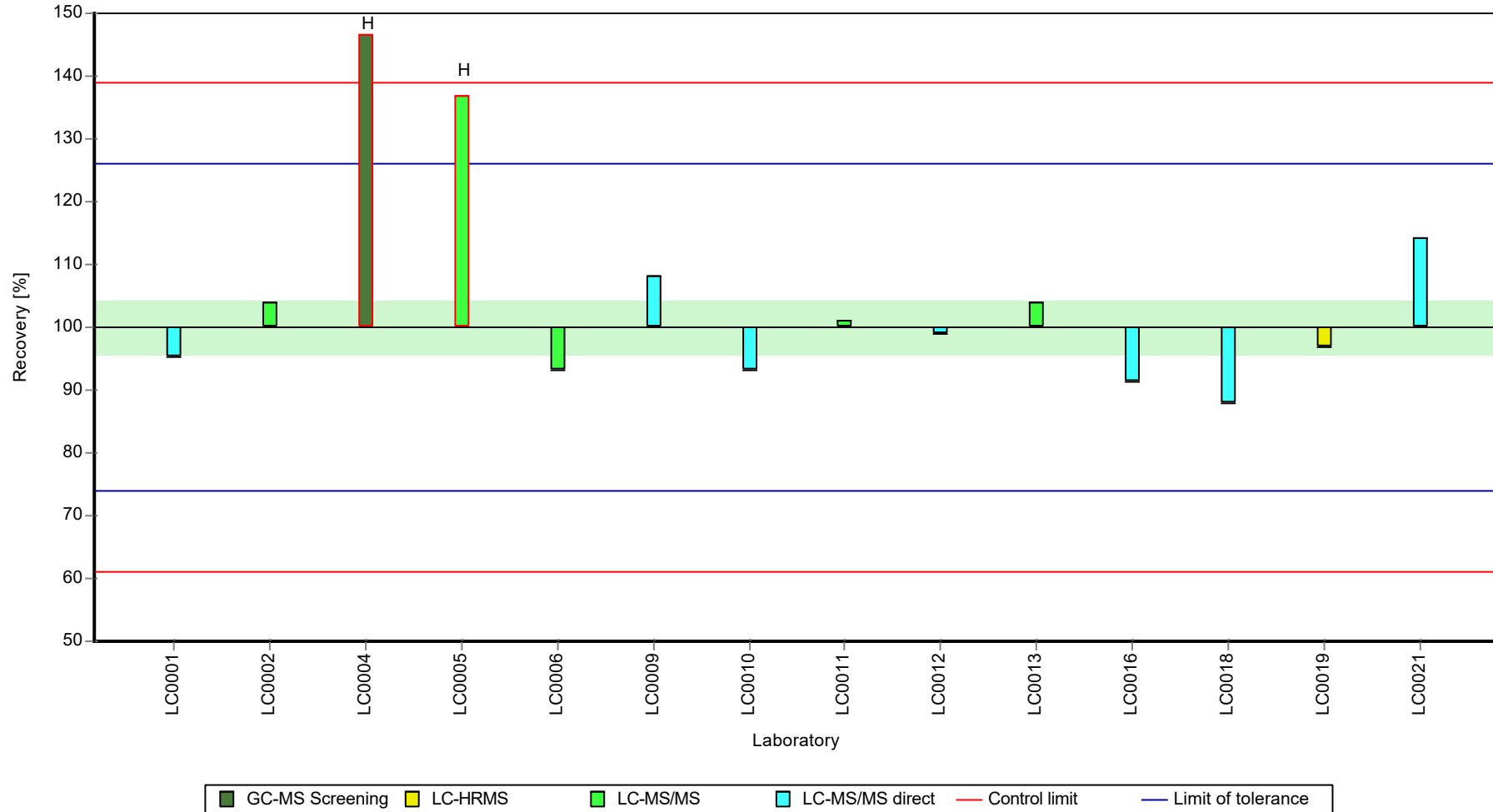
Results



Parameter oriented report Pesticides H115

Sample: H115B, Parameter: Chloridazon-methyl-desphenyl

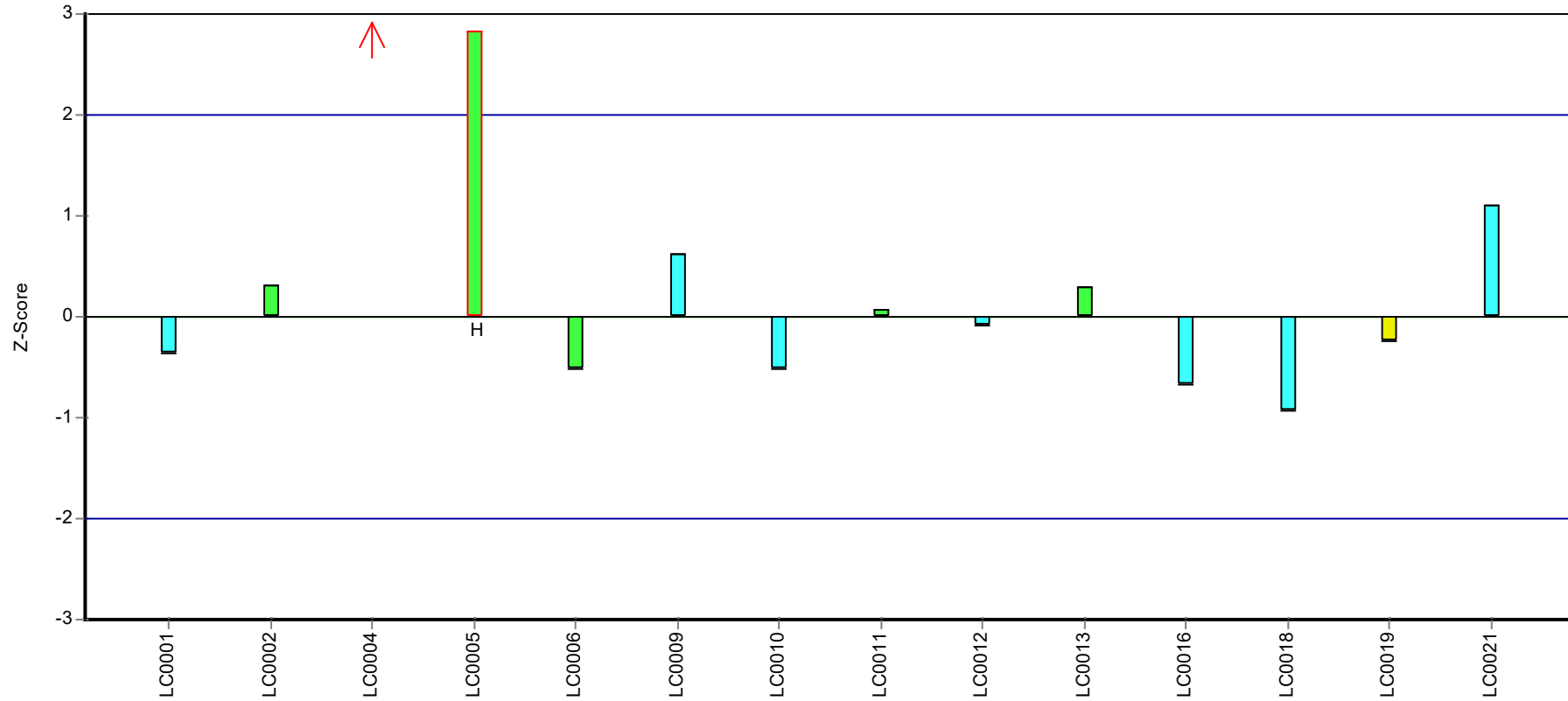
Recovery rate



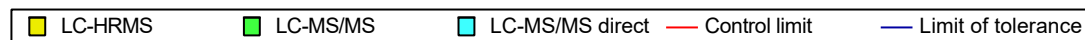
Parameter oriented report Pesticides H115

Sample: H115B, Parameter: Chloridazon-methyl-desphenyl

Z-score



Laboratory



Parameter oriented report Pesticides H115

Sample: H115A, Parameter: Clopyralid

Parameter oriented report

H115 A

Clopyralid

Unit	µg/l
Assigned value ± U (k=2)	0.263 ± 0.0205
Criterion	0.0656 (25 %)
Minimum - Maximum	0.233 - 0.325
Control test value ± U (k=2)	0.269 ± 0.0539

Labcode	Result	± U	Recovery [%]	z-score	Comments
LC0001	0.248	0.037	94.5	-0.22	
LC0002	0.325	0.065	124	0.95	
LC0003	0.246	0.043	93.7	-0.25	
LC0004	-	-	-	-	
LC0005	0.244	0.037	93	-0.28	
LC0006	-	-	-	-	
LC0007	-	-	-	-	
LC0008	-	-	-	-	
LC0009	-	-	-	-	
LC0010	0.233	0.008	88.8	-0.45	
LC0011	0.274	0.125	104	0.18	
LC0012	-	-	-	-	
LC0013	0.257	0.064	97.9	-0.08	
LC0014	-	-	-	-	
LC0015	-	-	-	-	
LC0016	-	-	-	-	
LC0017	0.344	0.025	131	1.24	H
LC0018	-	-	-	-	
LC0019	0.273	0.041	104	0.16	
LC0020	-	-	-	-	
LC0021	-	-	-	-	

Characteristics of parameter

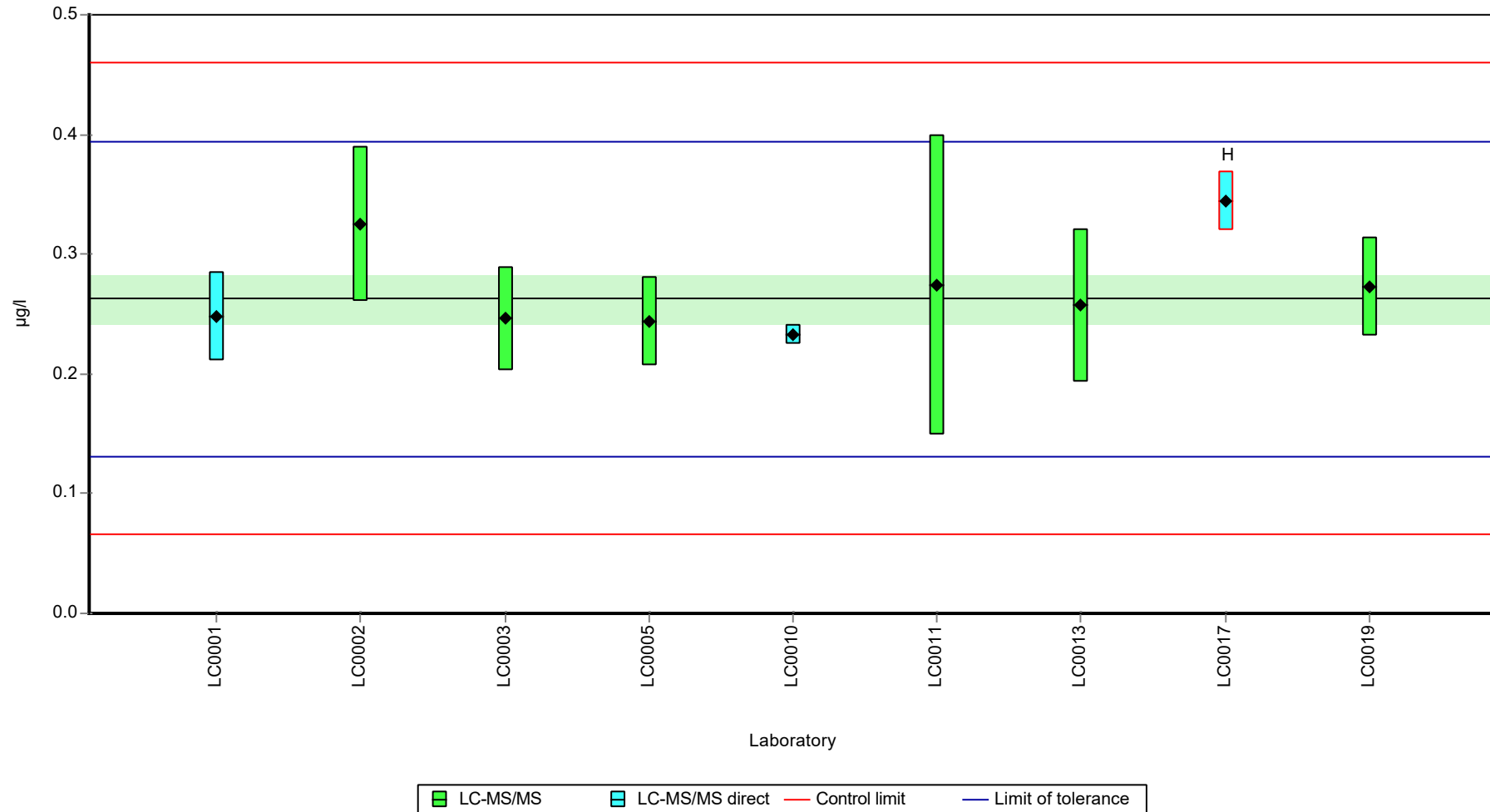
	all results	without outliers	Unit
Mean ± CI (99%)	0.272 ± 0.0384	0.263 ± 0.0307	µg/l
Minimum	0.233	0.233	µg/l
Maximum	0.344	0.325	µg/l
Standard deviation	0.0384	0.029	µg/l
rel. standard deviation	14.1	11	%
n	9	8	-

Parameter oriented report Pesticides H115

Sample: H115A, Parameter: Clopyralid

Graphical presentation of results

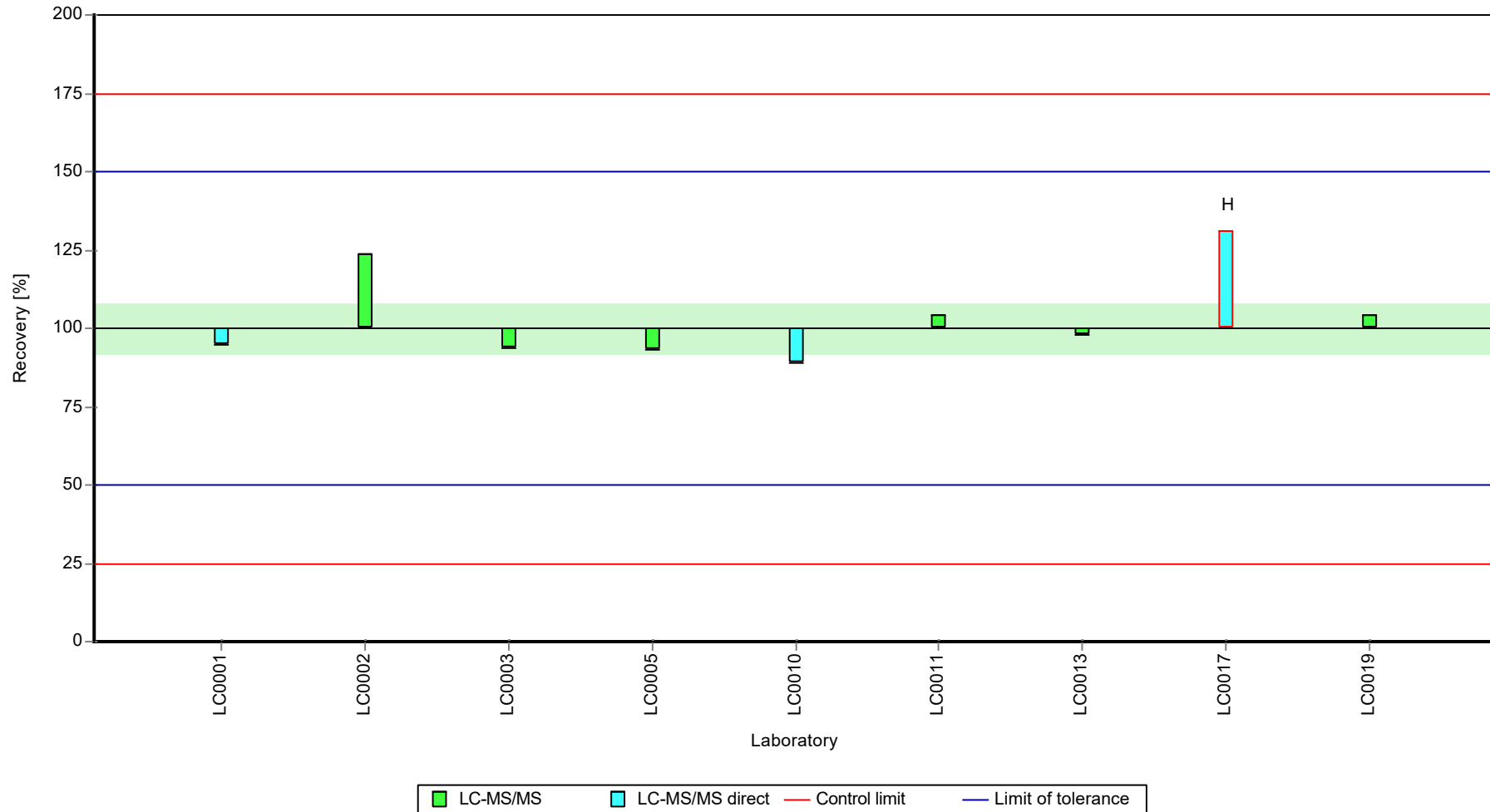
Results



Parameter oriented report Pesticides H115

Sample: H115A, Parameter: Clopyralid

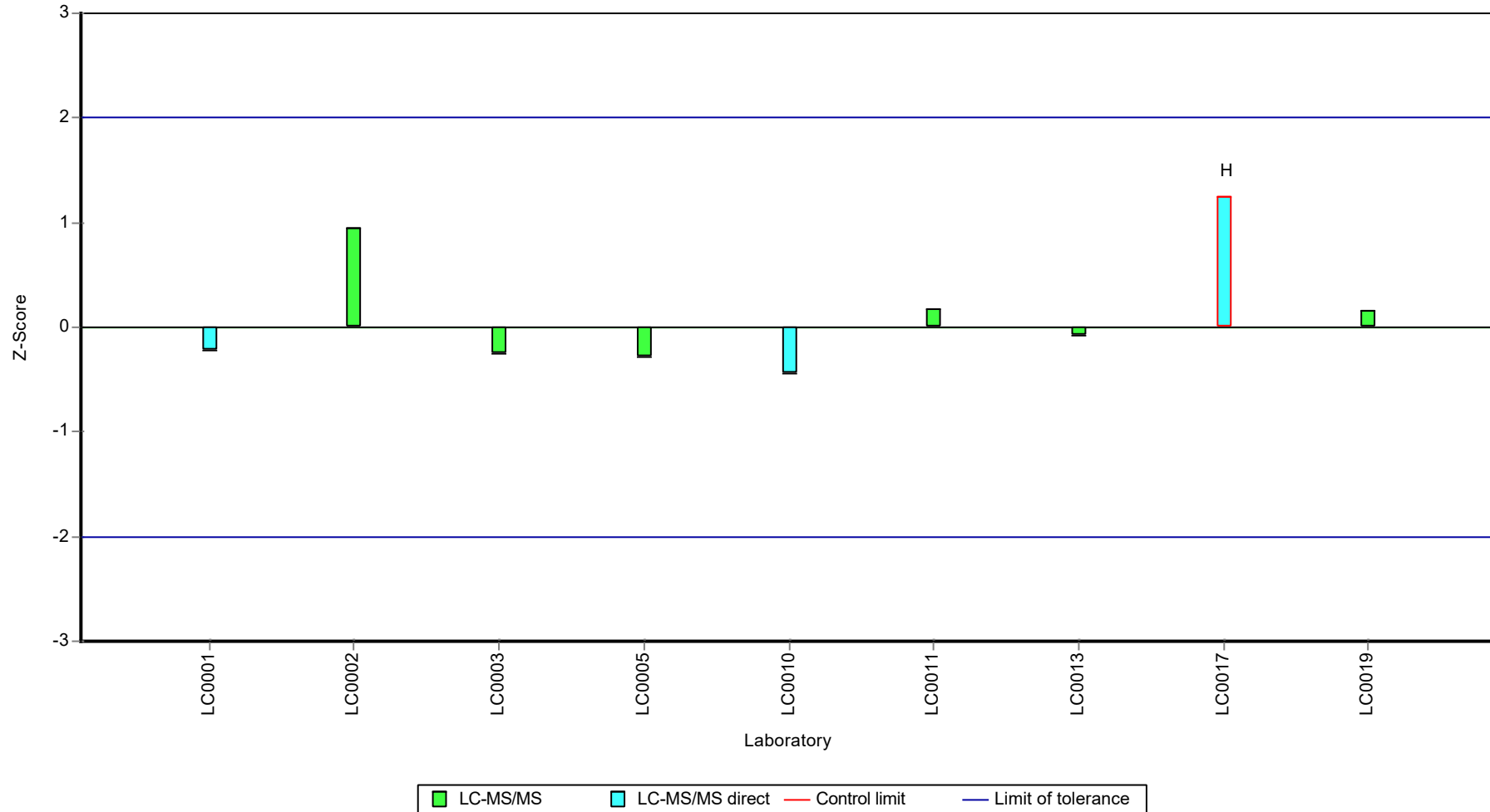
Recovery rate



Parameter oriented report Pesticides H115

Sample: H115A, Parameter: Clopyralid

Z-score



Parameter oriented report Pesticides H115

Sample: H115B, Parameter: Clopyralid

Parameter oriented report

H115 B

Clopyralid

Unit	µg/l
Assigned value ± U (k=2)	0.706 ± 0.0561
Criterion	0.176 (25 %)
Minimum - Maximum	0.581 - 0.826
Control test value ± U (k=2)	0.763 ± 0.153

Labcode	Result	± U	Recovery [%]	z-score	Comments
LC0001	0.707	0.106	100	0.01	
LC0002	0.712	0.142	101	0.03	
LC0003	0.747	0.131	106	0.23	
LC0004	-	-	-	-	
LC0005	0.707	0.106	100	0.01	
LC0006	-	-	-	-	
LC0007	-	-	-	-	
LC0008	-	-	-	-	
LC0009	-	-	-	-	
LC0010	0.624	0.019	88.4	-0.46	
LC0011	0.826	0.378	117	0.68	
LC0012	-	-	-	-	
LC0013	0.581	0.145	82.3	-0.71	
LC0014	-	-	-	-	
LC0015	-	-	-	-	
LC0016	-	-	-	-	
LC0017	0.818	0.047	116	0.64	
LC0018	-	-	-	-	
LC0019	0.631	0.0947	89.4	-0.42	
LC0020	-	-	-	-	
LC0021	-	-	-	-	

Characteristics of parameter

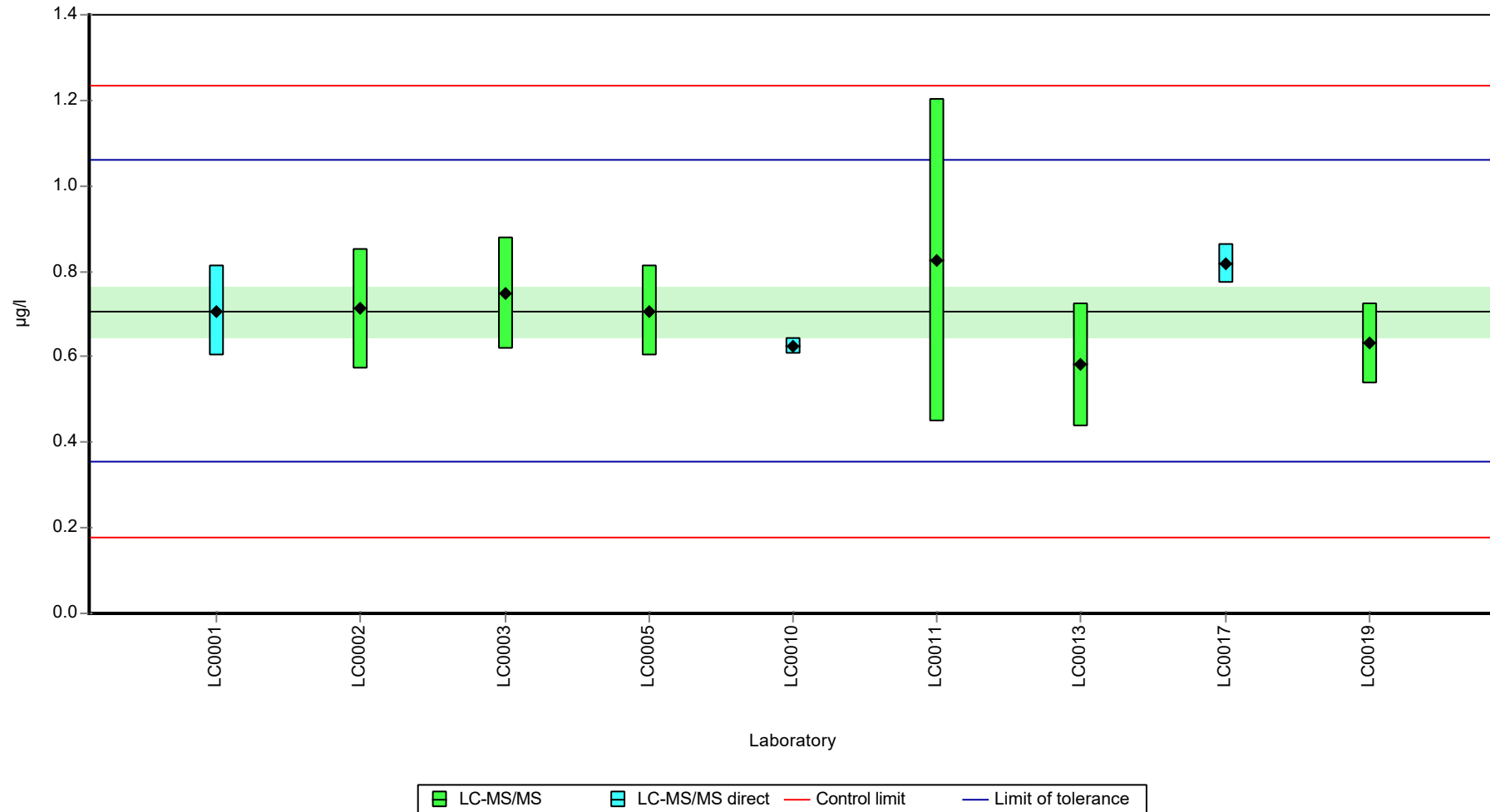
	all results	without outliers	Unit
Mean ± CI (99%)	0.706 ± 0.0841	0.706 ± 0.0841	µg/l
Minimum	0.581	0.581	µg/l
Maximum	0.826	0.826	µg/l
Standard deviation	0.0841	0.0841	µg/l
rel. standard deviation	11.9	11.9	%
n	9	9	-

Parameter oriented report Pesticides H115

Sample: H115B, Parameter: Clopyralid

Graphical presentation of results

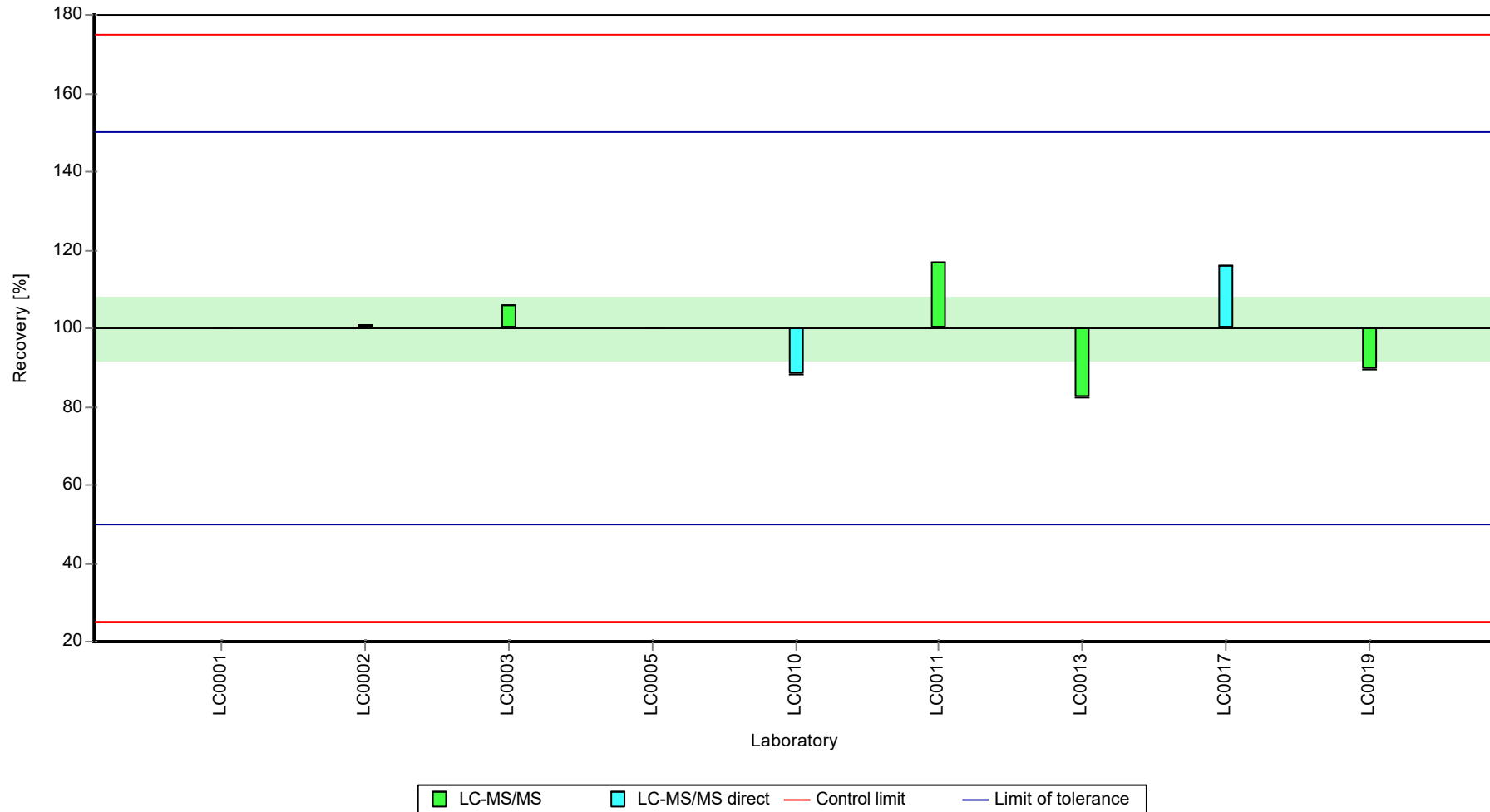
Results



Parameter oriented report Pesticides H115

Sample: H115B, Parameter: Clopyralid

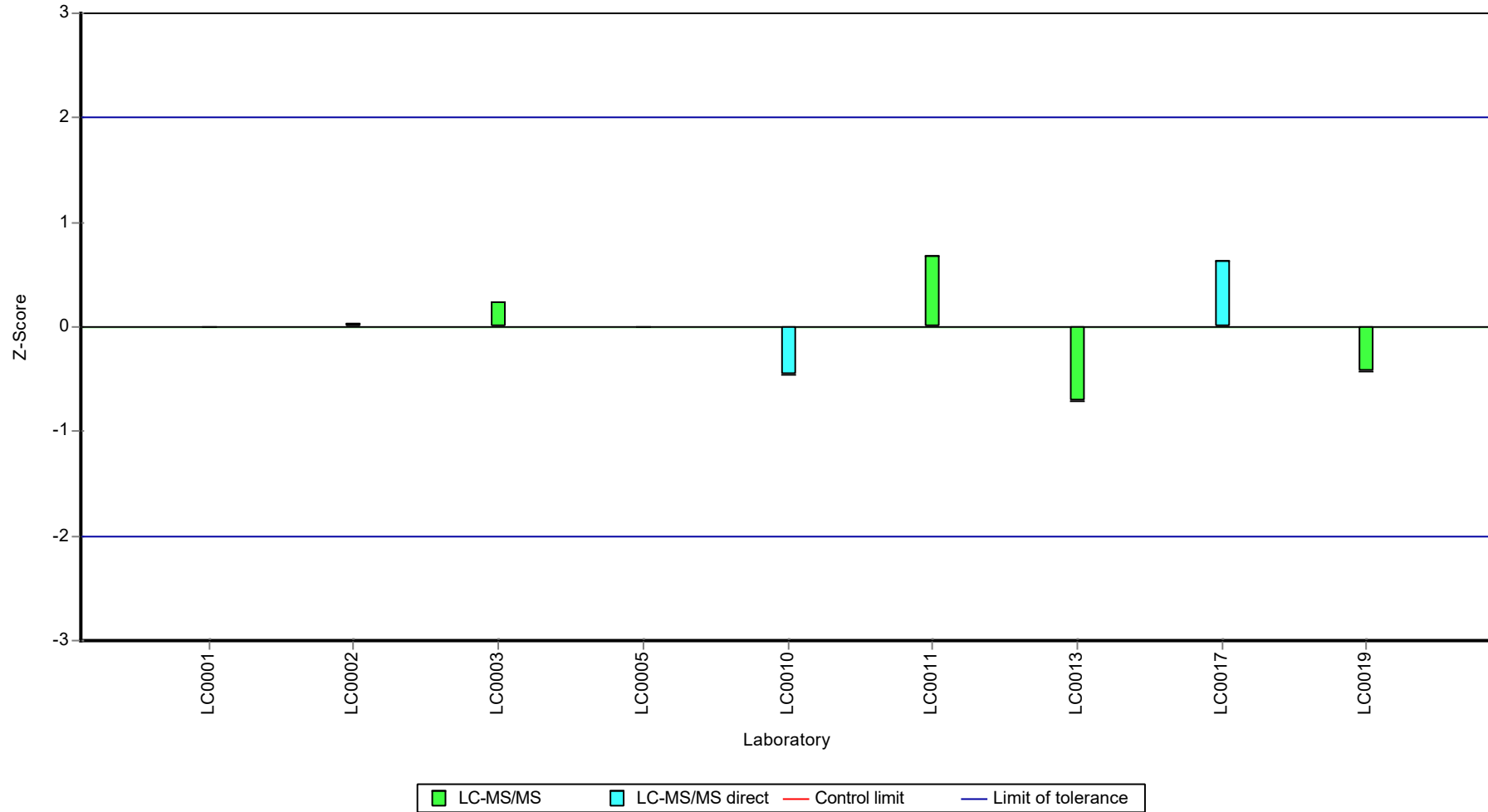
Recovery rate



Parameter oriented report Pesticides H115

Sample: H115B, Parameter: Clopyralid

Z-score



Parameter oriented report Pesticides H115

Sample: H115A, Parameter: Cyanazine

Parameter oriented report

H115 A

Cyanazine

Unit	µg/l
Assigned value ± U (k=2)	0.306 ± 0.0189
Criterion	0.0428 (14 %)
Minimum - Maximum	0.245 - 0.344
Control test value ± U (k=2)	0.327 ± 0.0491

Labcode	Result	± U	Recovery [%]	z-score	Comments
LC0001	0.283	0.042	92.6	-0.53	
LC0002	0.306	0.061	100	0.01	
LC0003	-	-	-	-	
LC0004	-	-	-	-	
LC0005	-	-	-	-	
LC0006	-	-	-	-	
LC0007	-	-	-	-	
LC0008	0.663	0.1	217	8.36	H
LC0009	0.305	0.09	99.8	-0.01	
LC0010	0.307	0.006	100	0.03	
LC0011	-	-	-	-	
LC0012	0.29753	0.05356	97.4	-0.19	
LC0013	0.245	0.049	80.2	-1.42	
LC0014	0.292	0.093	95.6	-0.32	
LC0015	0.336	0.067	110	0.71	
LC0016	-	-	-	-	
LC0017	0.344	0.007	113	0.9	
LC0018	-	-	-	-	
LC0019	0.34	0.051	111	0.81	
LC0020	-	-	-	-	
LC0021	-	-	-	-	

Characteristics of parameter

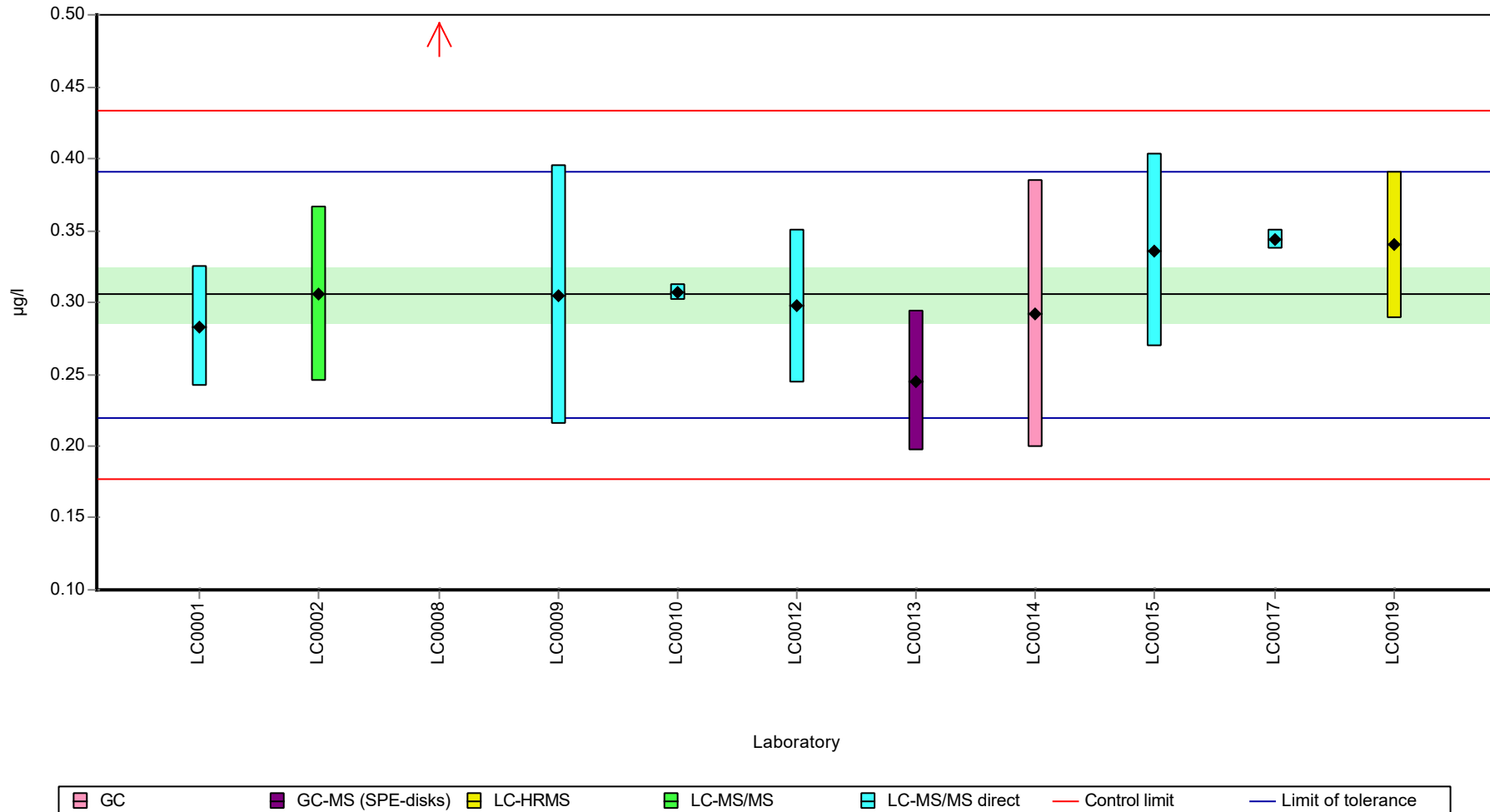
	all results	without outliers	Unit
Mean ± CI (99%)	0.338 ± 0.101	0.306 ± 0.0283	µg/l
Minimum	0.245	0.245	µg/l
Maximum	0.663	0.344	µg/l
Standard deviation	0.111	0.0298	µg/l
rel. standard deviation	33	9.77 %	
n	11	10	-

Parameter oriented report Pesticides H115

Sample: H115A, Parameter: Cyanazine

Graphical presentation of results

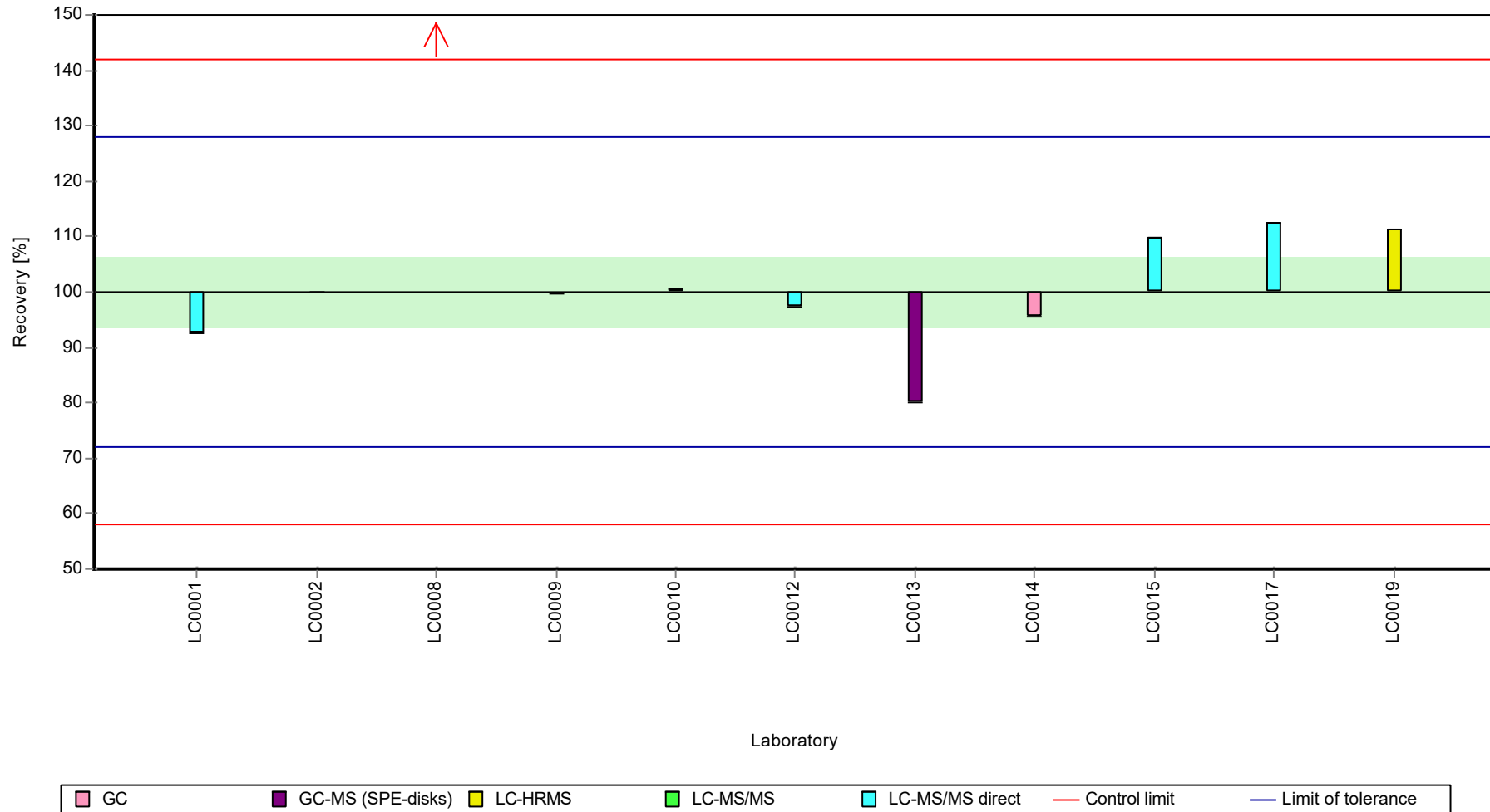
Results



Parameter oriented report Pesticides H115

Sample: H115A, Parameter: Cyanazine

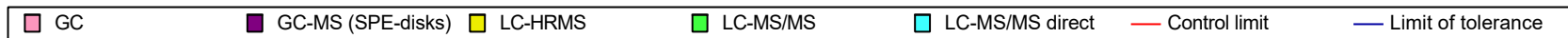
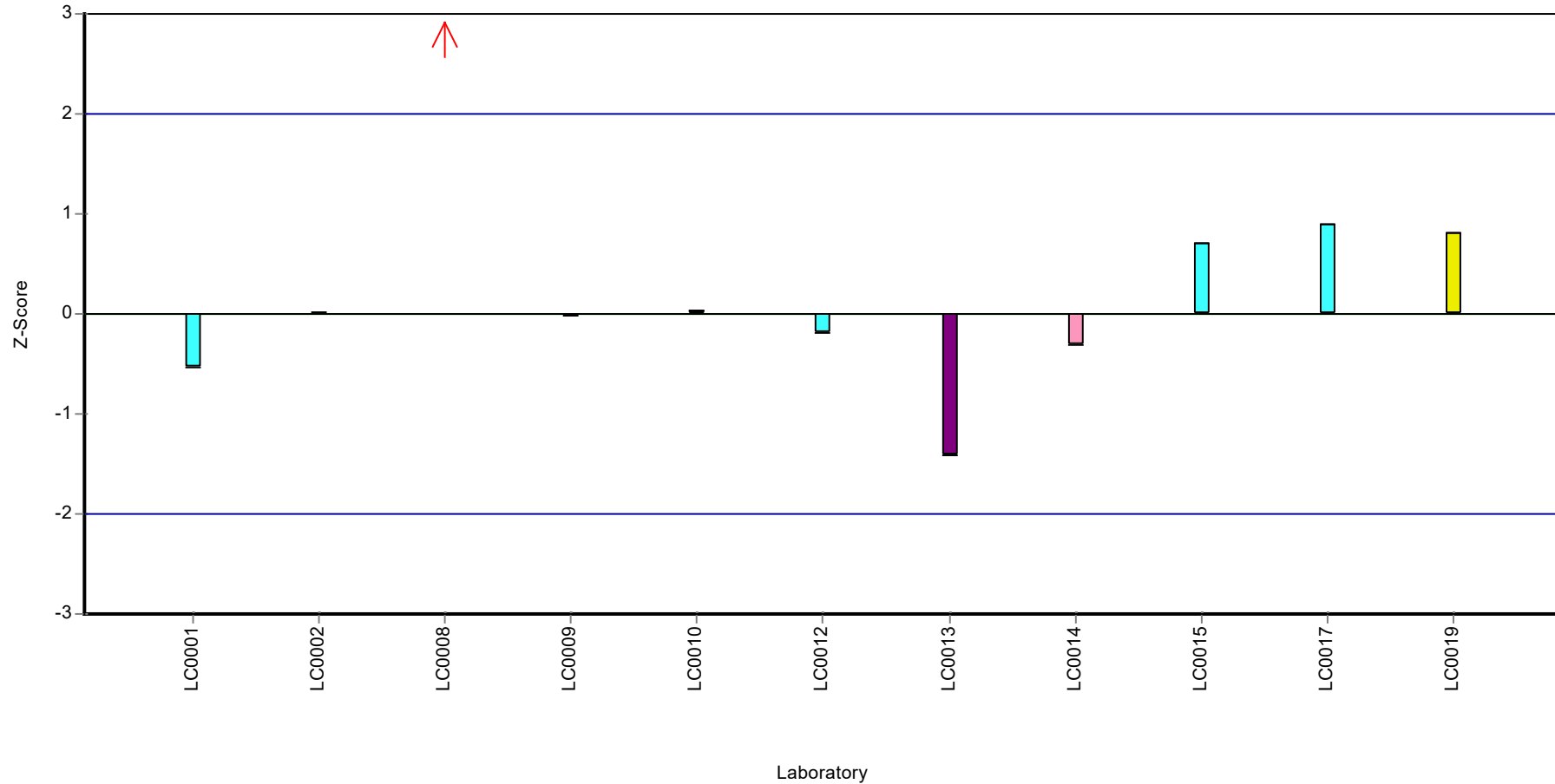
Recovery rate



Parameter oriented report Pesticides H115

Sample: H115A, Parameter: Cyanazine

Z-score



Parameter oriented report Pesticides H115

Sample: H115B, Parameter: Cyanazine

Parameter oriented report

H115 B

Cyanazine

Unit	µg/l
Assigned value ± U (k=2)	0.623 ± 0.045
Criterion	0.0873 (14 %)
Minimum - Maximum	0.489 - 0.723
Control test value ± U (k=2)	0.641 ± 0.0961

Labcode	Result	± U	Recovery [%]	z-score	Comments
LC0001	0.61	0.092	97.9	-0.15	
LC0002	0.6	0.12	96.2	-0.27	
LC0003	-	-	-	-	
LC0004	-	-	-	-	
LC0005	-	-	-	-	
LC0006	-	-	-	-	
LC0007	-	-	-	-	
LC0008	0.722	0.11	116	1.13	
LC0009	0.643	0.19	103	0.22	
LC0010	0.567	0.023	91	-0.65	
LC0011	-	-	-	-	
LC0012	0.65417	0.11775	105	0.35	
LC0013	0.489	0.098	78.4	-1.54	
LC0014	0.572	0.183	91.8	-0.59	
LC0015	0.708	0.14	114	0.97	
LC0016	-	-	-	-	
LC0017	0.723	0.025	116	1.14	
LC0018	-	-	-	-	
LC0019	0.569	0.085	91.3	-0.62	
LC0020	-	-	-	-	
LC0021	-	-	-	-	

Characteristics of parameter

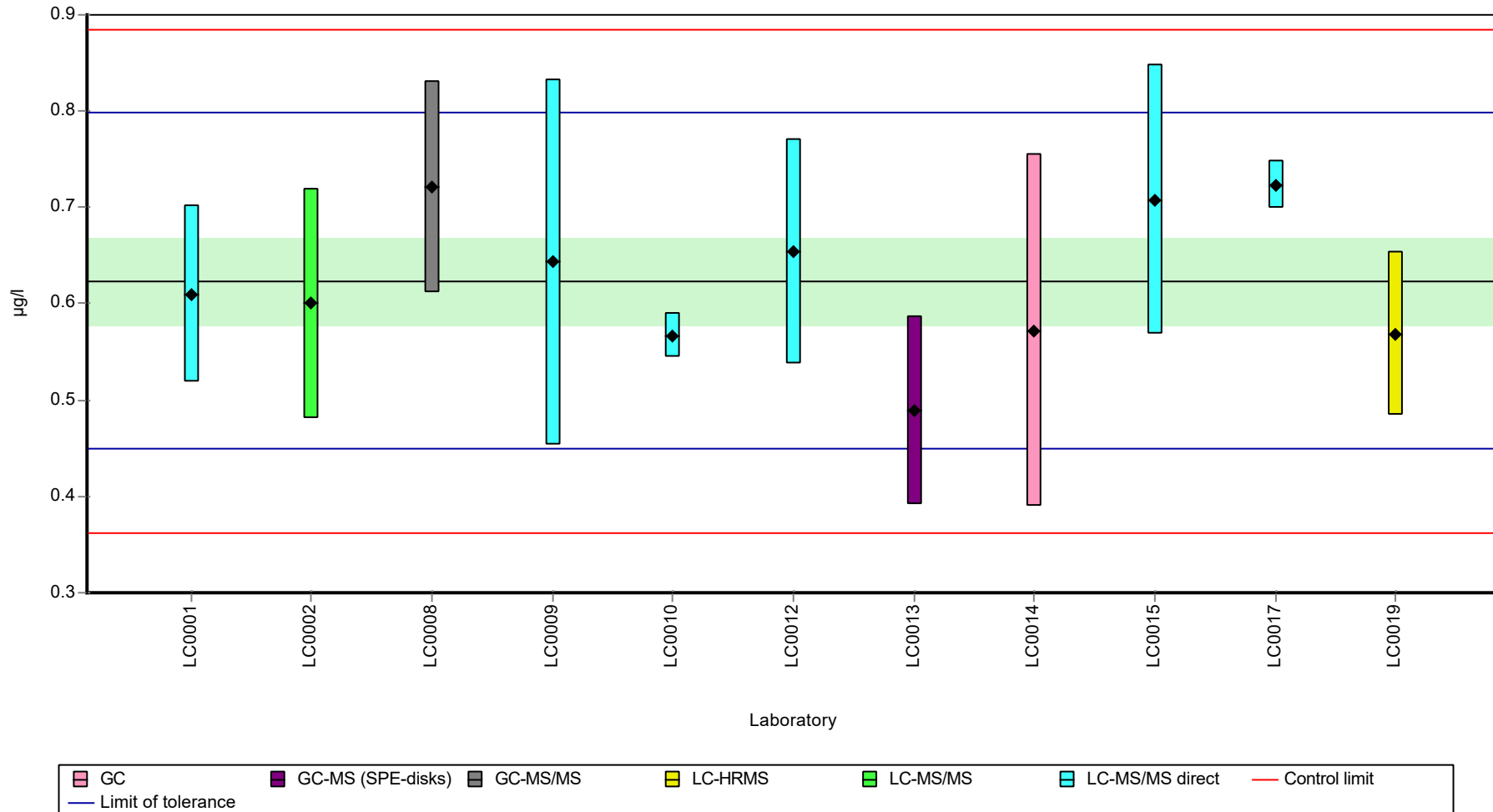
	all results	without outliers	Unit
Mean ± CI (99%)	0.623 ± 0.0675	0.623 ± 0.0675	µg/l
Minimum	0.489	0.489	µg/l
Maximum	0.723	0.723	µg/l
Standard deviation	0.0746	0.0746	µg/l
rel. standard deviation	12	12	%
n	11	11	-

Parameter oriented report Pesticides H115

Sample: H115B, Parameter: Cyanazine

Graphical presentation of results

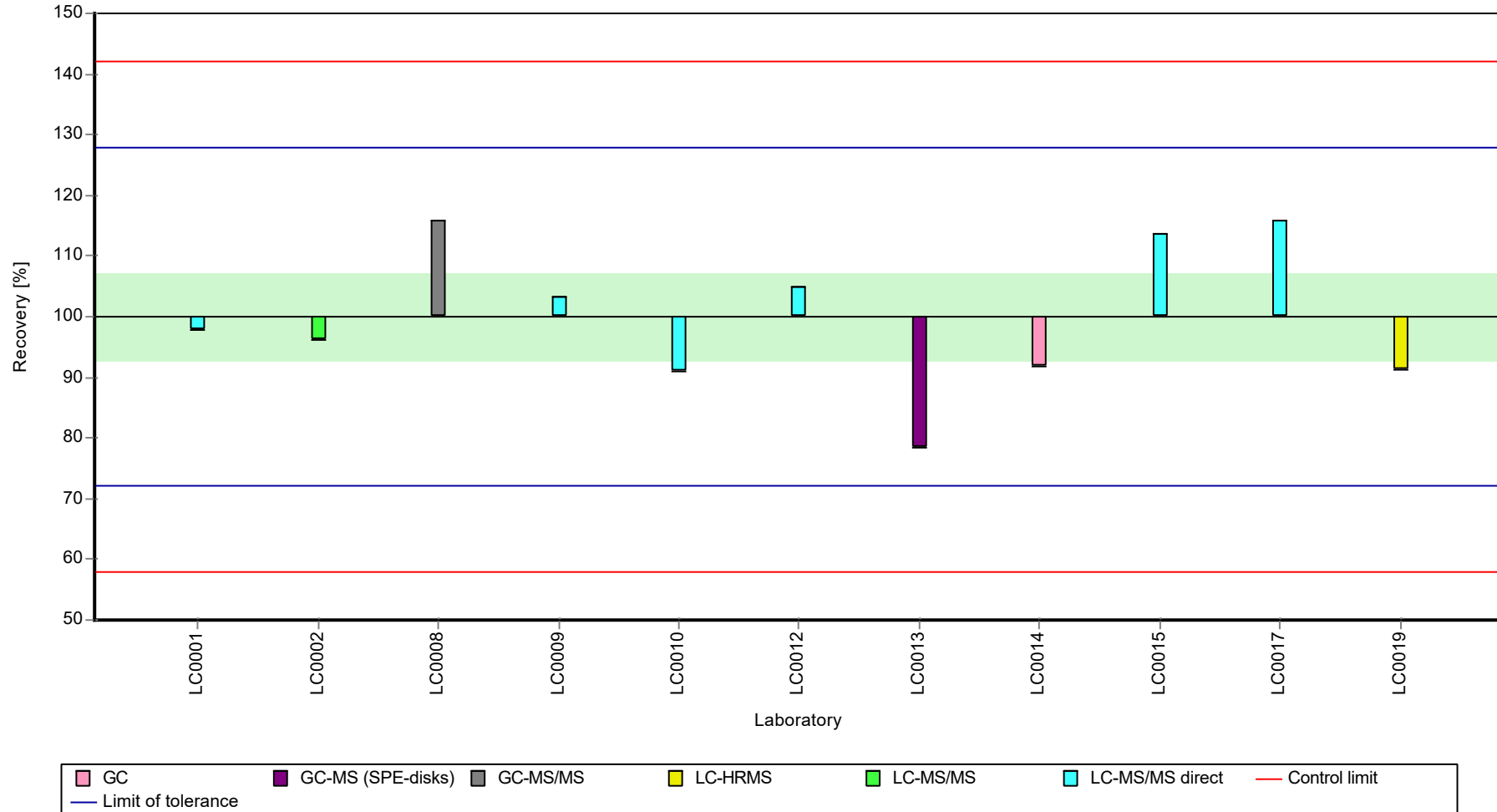
Results



Parameter oriented report Pesticides H115

Sample: H115B, Parameter: Cyanazine

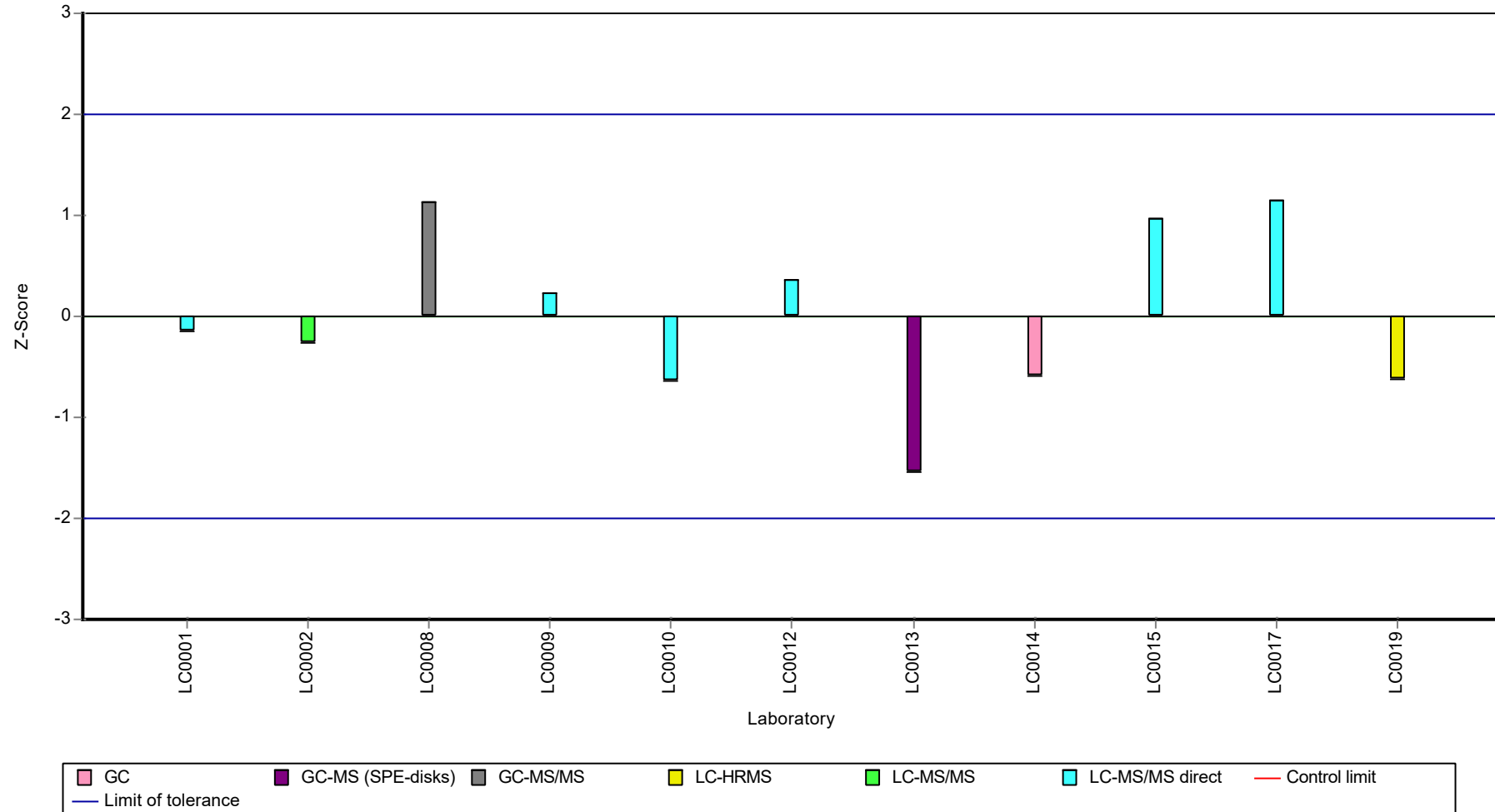
Recovery rate



Parameter oriented report Pesticides H115

Sample: H115B, Parameter: Cyanazine

Z-score



Parameter oriented report Pesticides H115

Sample: H115A, Parameter: Dimethenamide

Parameter oriented report

H115 A

Dimethenamide

Unit	µg/l
Assigned value ± U (k=2)	0.481 ± 0.0447
Criterion	0.0481 (10 %)
Minimum - Maximum	0.305 - 0.586
Control test value ± U (k=2)	0.567 ± 0.0851

Labcode	Result	± U	Recovery [%]	z-score	Comments
LC0001	0.495	0.074	103	0.29	
LC0002	0.305	0.061	63.4	-3.66	
LC0003	0.586	0.176	122	2.18	
LC0004	-	-	-	-	
LC0005	-	-	-	-	
LC0006	-	-	-	-	
LC0007	-	-	-	-	
LC0008	-	-	-	-	
LC0009	0.5	0.15	104	0.39	
LC0010	0.513	0.034	107	0.66	
LC0011	0.572	0.121	119	1.89	
LC0012	-	-	-	-	
LC0013	0.406	0.081	84.4	-1.56	
LC0014	-	-	-	-	
LC0015	0.514	0.1	107	0.68	
LC0016	0.57	0.171	118	1.84	
LC0017	0.442	0.007	91.8	-0.82	
LC0018	0.381	0.0952	79.2	-2.08	
LC0019	0.485	0.073	101	0.08	
LC0020	-	-	-	-	
LC0021	0.487	0.131	101	0.12	

Characteristics of parameter

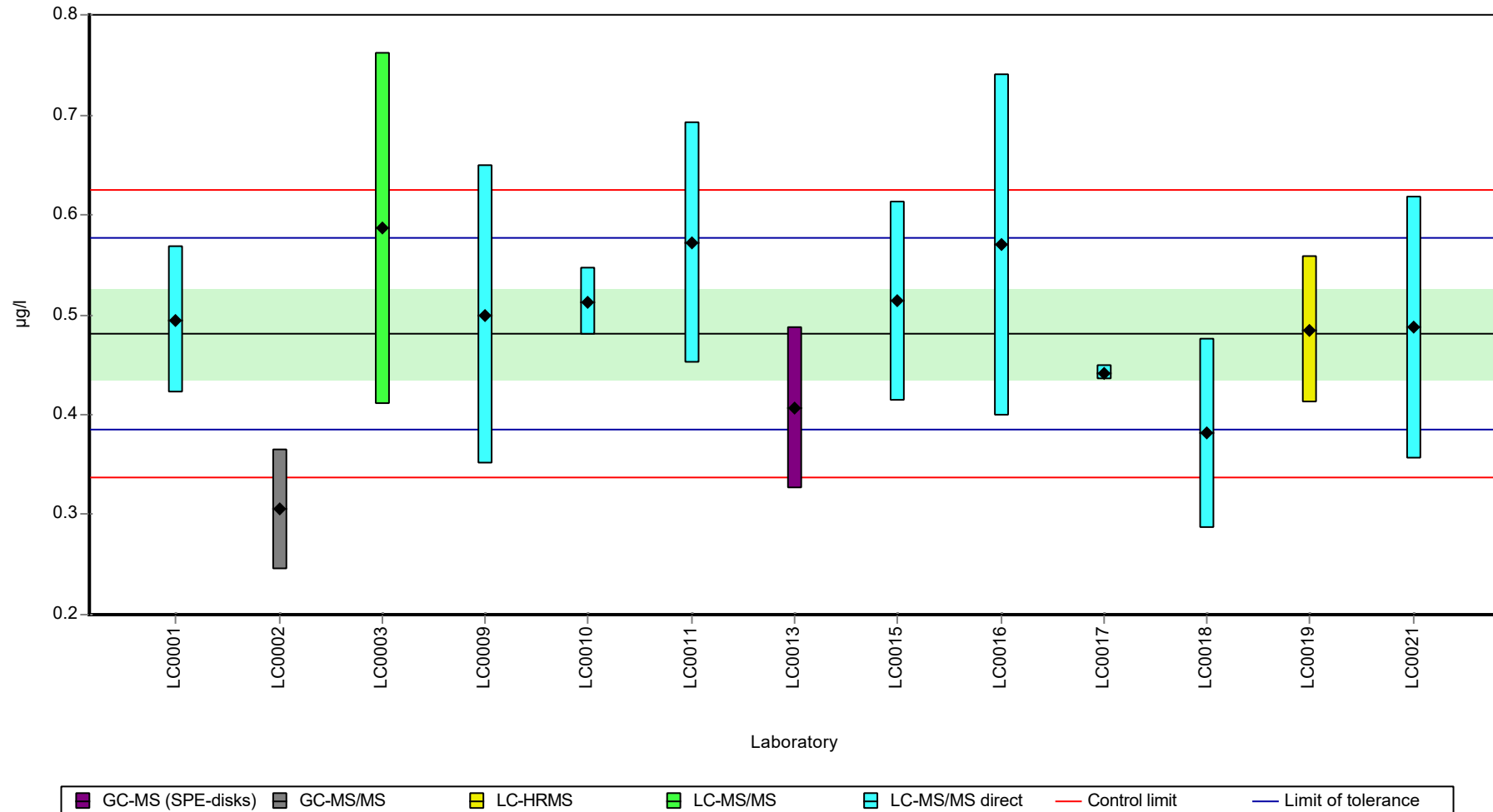
	all results	without outliers	Unit
Mean ± CI (99%)	0.481 ± 0.0671	0.481 ± 0.0671	µg/l
Minimum	0.305	0.305	µg/l
Maximum	0.586	0.586	µg/l
Standard deviation	0.0807	0.0807	µg/l
rel. standard deviation	16.8	16.8	%
n	13	13	-

Parameter oriented report Pesticides H115

Sample: H115A, Parameter: Dimethenamide

Graphical presentation of results

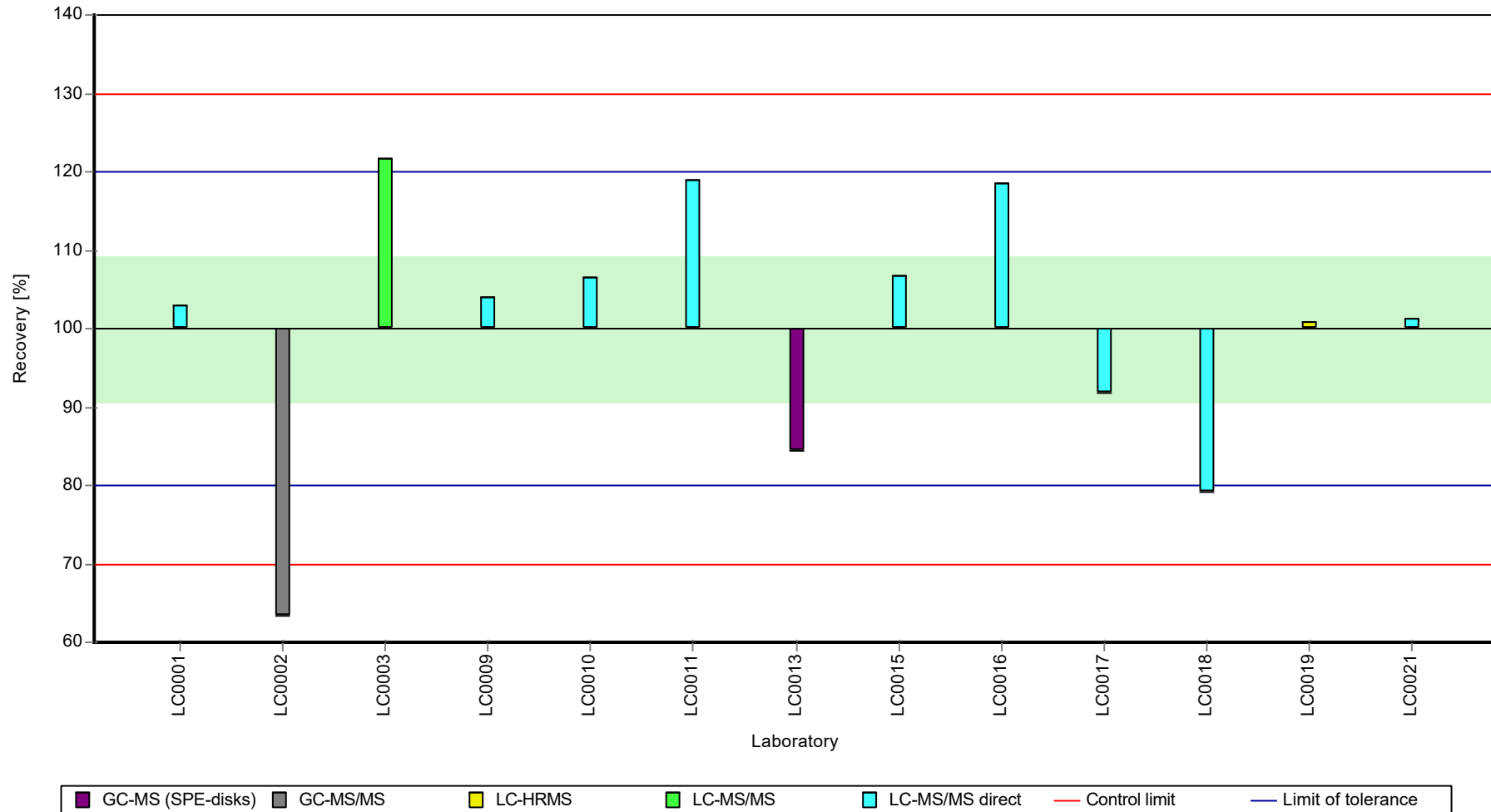
Results



Parameter oriented report Pesticides H115

Sample: H115A, Parameter: Dimethenamide

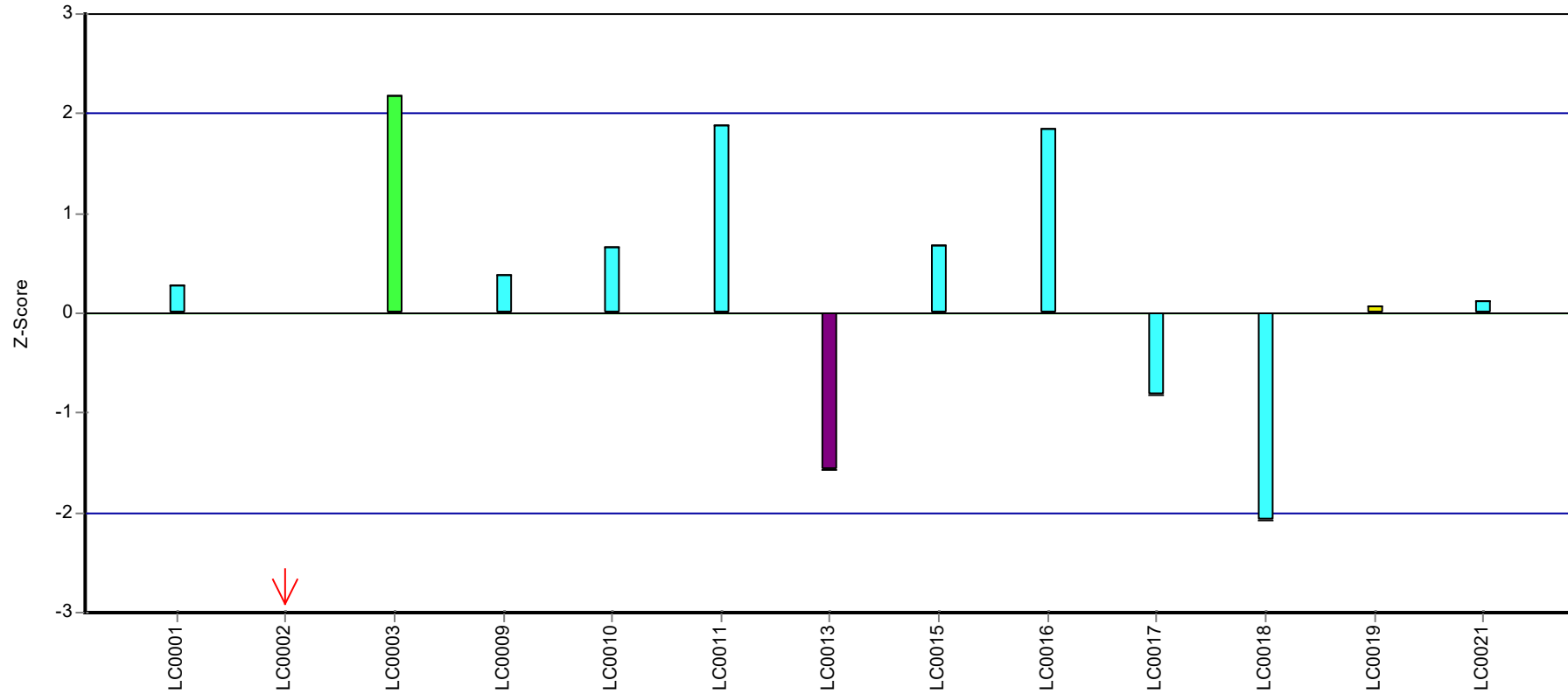
Recovery rate




Parameter oriented report Pesticides H115

Sample: H115A, Parameter: Dimethenamide

Z-score



Laboratory



Parameter oriented report Pesticides H115

Sample: H115B, Parameter: Dimethenamide

Parameter oriented report

H115 B

Dimethenamide

Unit	µg/l
Assigned value ± U (k=2)	0.201 ± 0.00949
Criterion	0.0201 (10 %)
Minimum - Maximum	0.178 - 0.23
Control test value ± U (k=2)	0.231 ± 0.0347

Labcode	Result	± U	Recovery [%]	z-score	Comments
LC0001	0.193	0.029	96.1	-0.39	
LC0002	0.123	0.025	61.3	-3.87	H
LC0003	0.261	0.078	130	3	H
LC0004	-	-	-	-	
LC0005	-	-	-	-	
LC0006	-	-	-	-	
LC0007	-	-	-	-	
LC0008	-	-	-	-	
LC0009	0.21	0.06	105	0.46	
LC0010	0.194	0.009	96.6	-0.34	
LC0011	0.23	0.049	115	1.46	
LC0012	-	-	-	-	
LC0013	0.198	0.04	98.6	-0.14	
LC0014	-	-	-	-	
LC0015	0.205	0.041	102	0.21	
LC0016	0.222	0.067	111	1.06	
LC0017	0.181	0.003	90.2	-0.98	
LC0018	0.1775	0.0444	88.4	-1.16	
LC0019	0.196	0.029	97.6	-0.24	
LC0020	-	-	-	-	
LC0021	0.202	0.055	101	0.06	

Characteristics of parameter

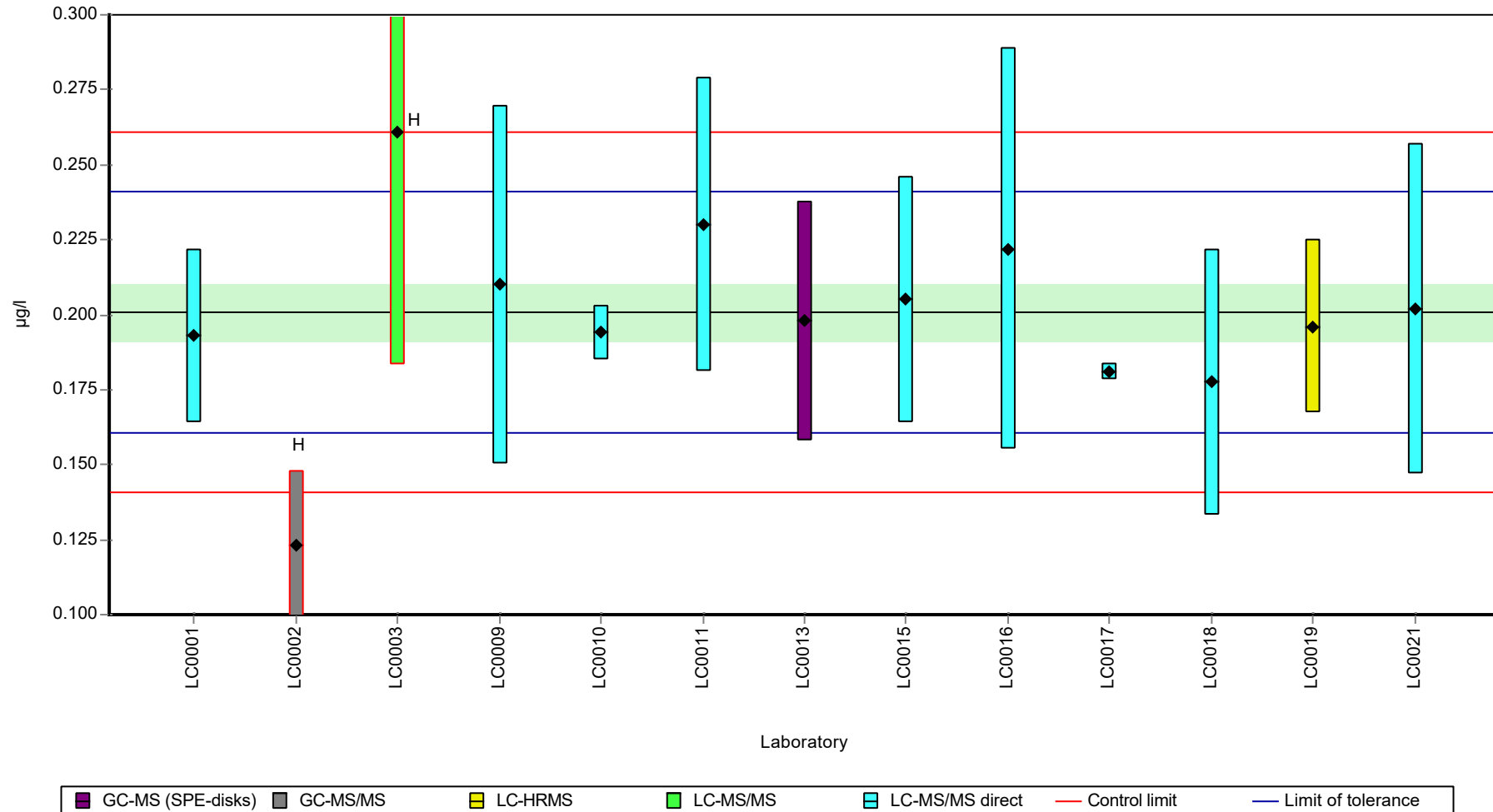
	all results	without outliers	Unit
Mean ± CI (99%)	0.199 ± 0.0265	0.201 ± 0.0142	µg/l
Minimum	0.123	0.178	µg/l
Maximum	0.261	0.23	µg/l
Standard deviation	0.0318	0.0157	µg/l
rel. standard deviation	15.9	7.84	%
n	13	11	-

Parameter oriented report Pesticides H115

Sample: H115B, Parameter: Dimethenamide

Graphical presentation of results

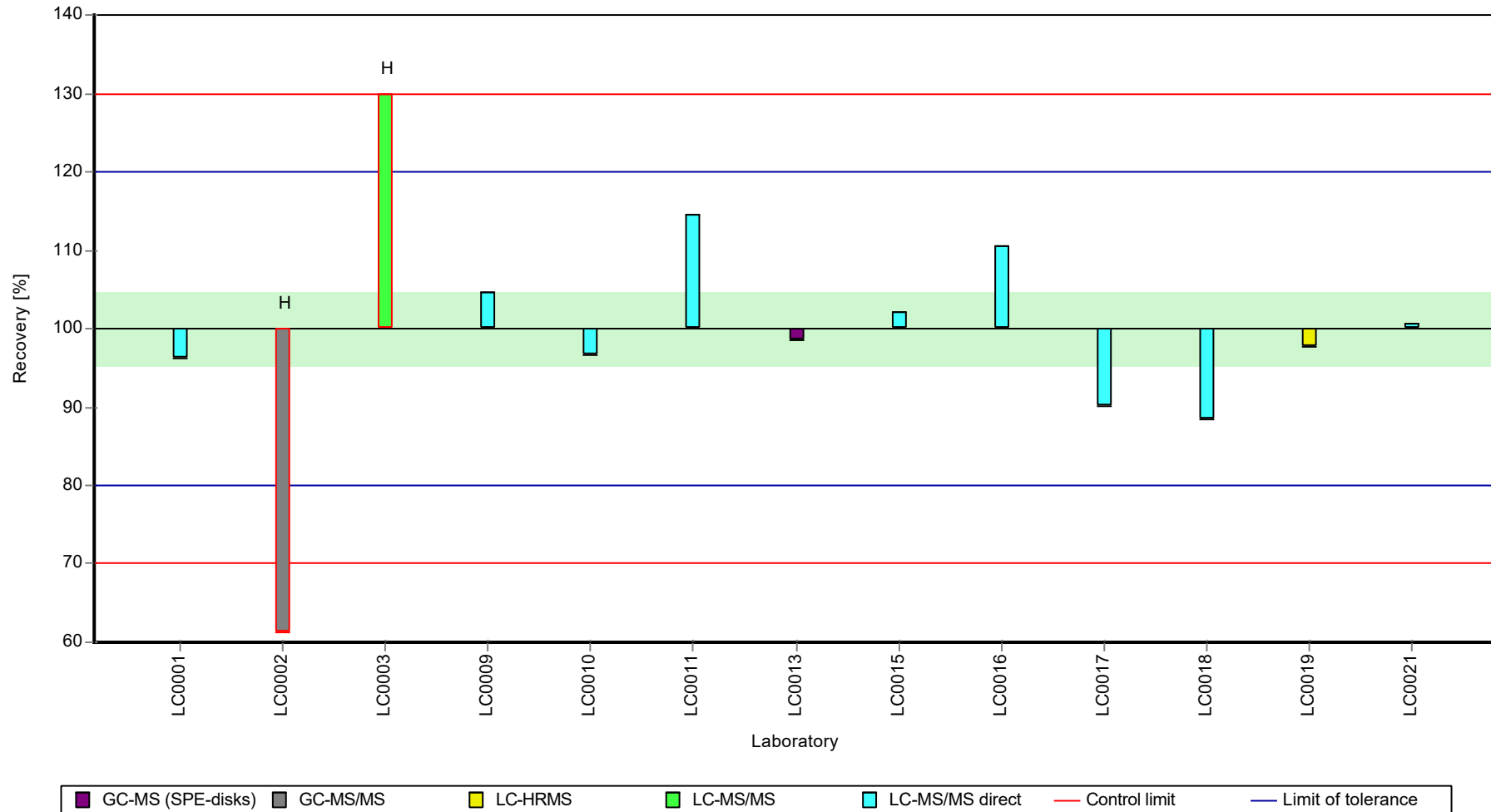
Results



Parameter oriented report Pesticides H115

Sample: H115B, Parameter: Dimethenamide

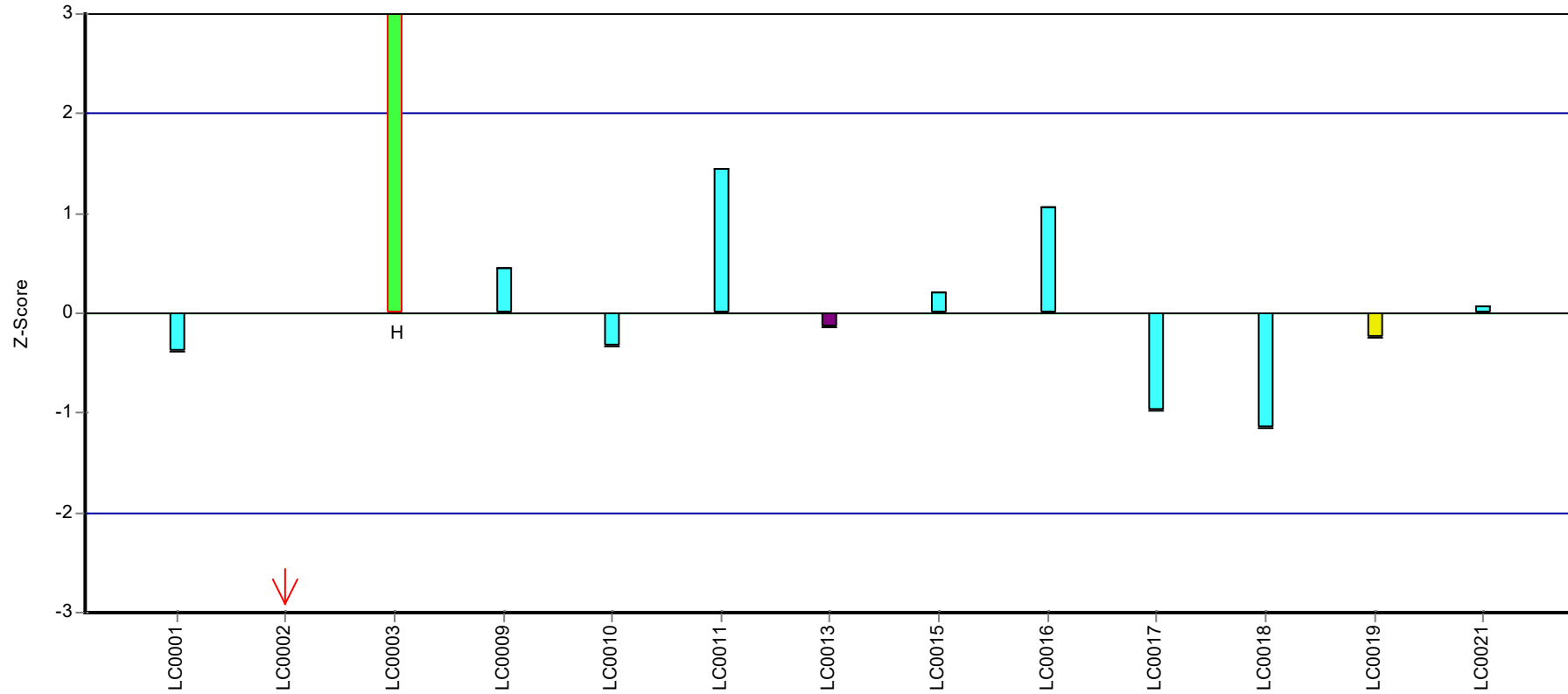
Recovery rate




Parameter oriented report Pesticides H115

Sample: H115B, Parameter: Dimethenamide

Z-score



Laboratory



Parameter oriented report Pesticides H115

Sample: H115A, Parameter: Diuron

Parameter oriented report

H115 A

Diuron

Unit	µg/l
Assigned value ± U (k=2)	0.647 ± 0.0498
Criterion	0.0841 (13 %)
Minimum - Maximum	0.404 - 0.792
Control test value ± U (k=2)	0.684 ± 0.171

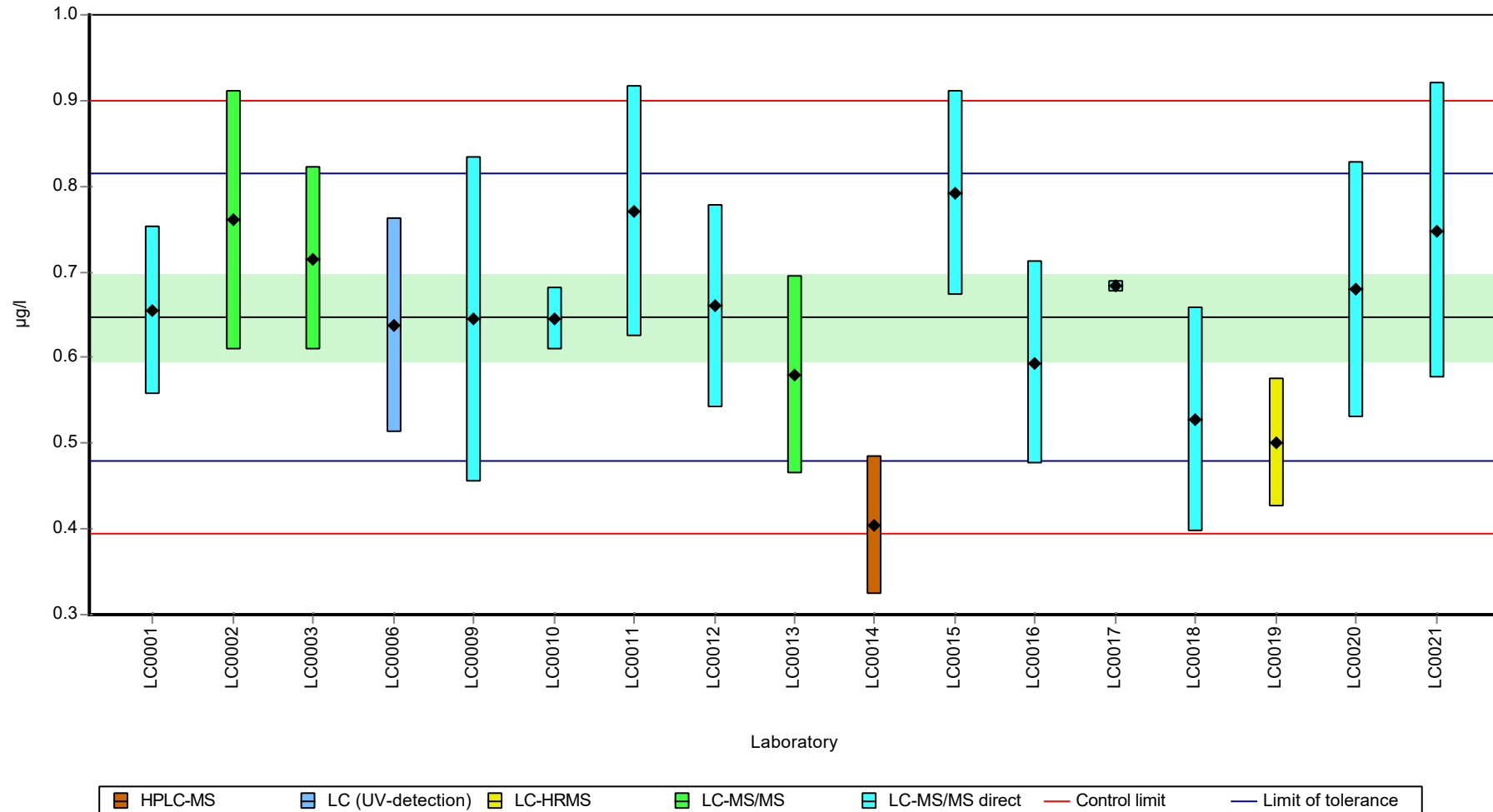
Labcode	Result	± U	Recovery [%]	z-score	Comments
LC0001	0.655	0.098	101	0.1	
LC0002	0.76	0.152	117	1.35	
LC0003	0.715	0.107	111	0.81	
LC0004	-	-	-	-	
LC0005	-	-	-	-	
LC0006	0.637	0.125	98.5	-0.12	
LC0007	-	-	-	-	
LC0008	-	-	-	-	
LC0009	0.645	0.19	99.7	-0.02	
LC0010	0.645	0.037	99.7	-0.02	
LC0011	0.771	0.147	119	1.48	
LC0012	0.66015	0.11883	102	0.16	
LC0013	0.579	0.116	89.5	-0.81	
LC0014	0.404	0.081	62.5	-2.89	
LC0015	0.792	0.12	122	1.73	
LC0016	0.594	0.119	91.8	-0.63	
LC0017	0.683	0.006	106	0.43	
LC0018	0.5276	0.1319	81.6	-1.42	
LC0019	0.501	0.075	77.5	-1.73	
LC0020	0.679	0.15	105	0.38	
LC0021	0.748	0.172	116	1.2	

Characteristics of parameter

	all results	without outliers	Unit
Mean ± CI (99%)	0.647 ± 0.0747	0.647 ± 0.0747	µg/l
Minimum	0.404	0.404	µg/l
Maximum	0.792	0.792	µg/l
Standard deviation	0.103	0.103	µg/l
rel. standard deviation	15.9	15.9	%
n	17	17	-

Graphical presentation of results

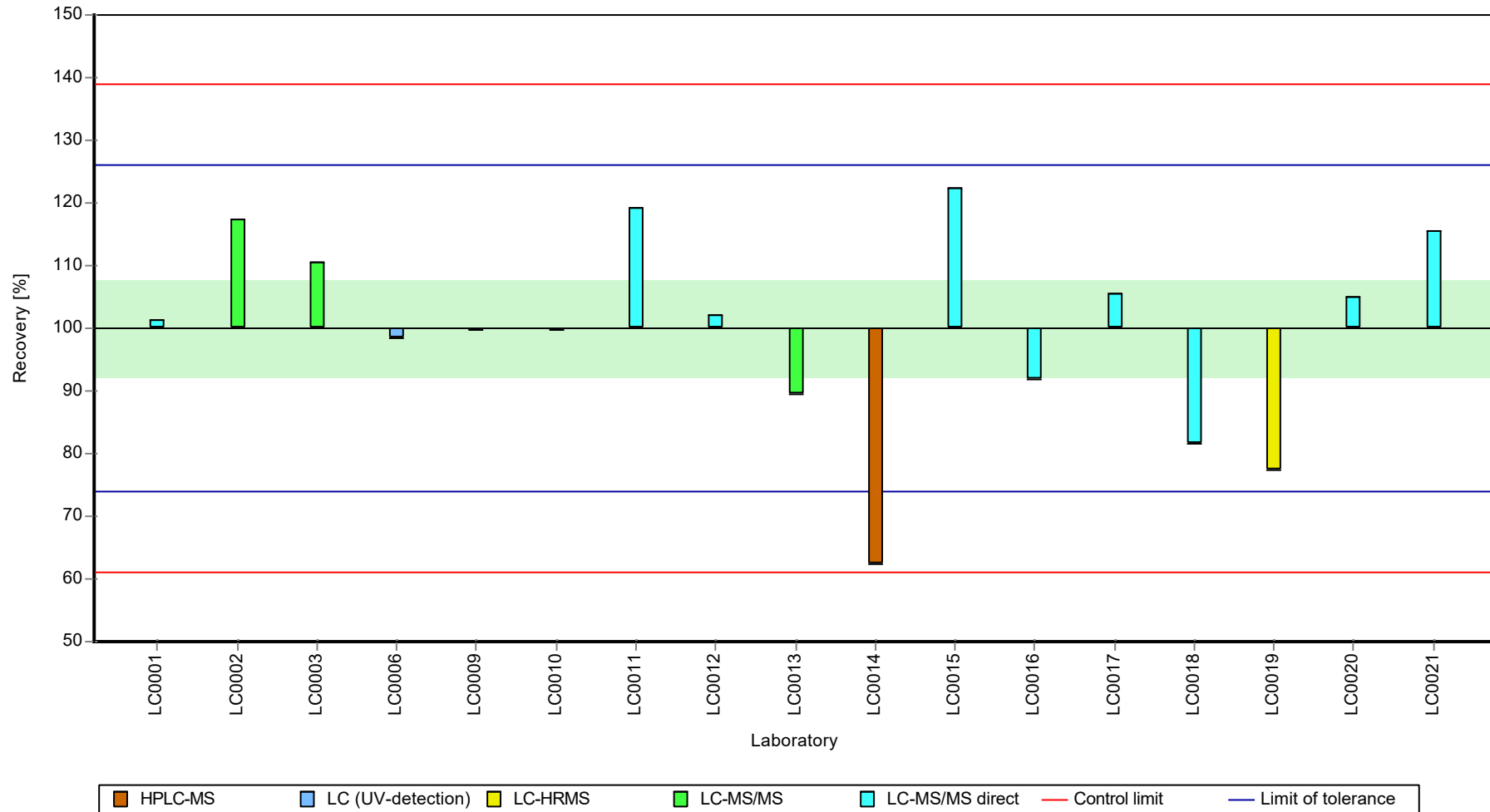
Results



Parameter oriented report Pesticides H115

Sample: H115A, Parameter: Diuron

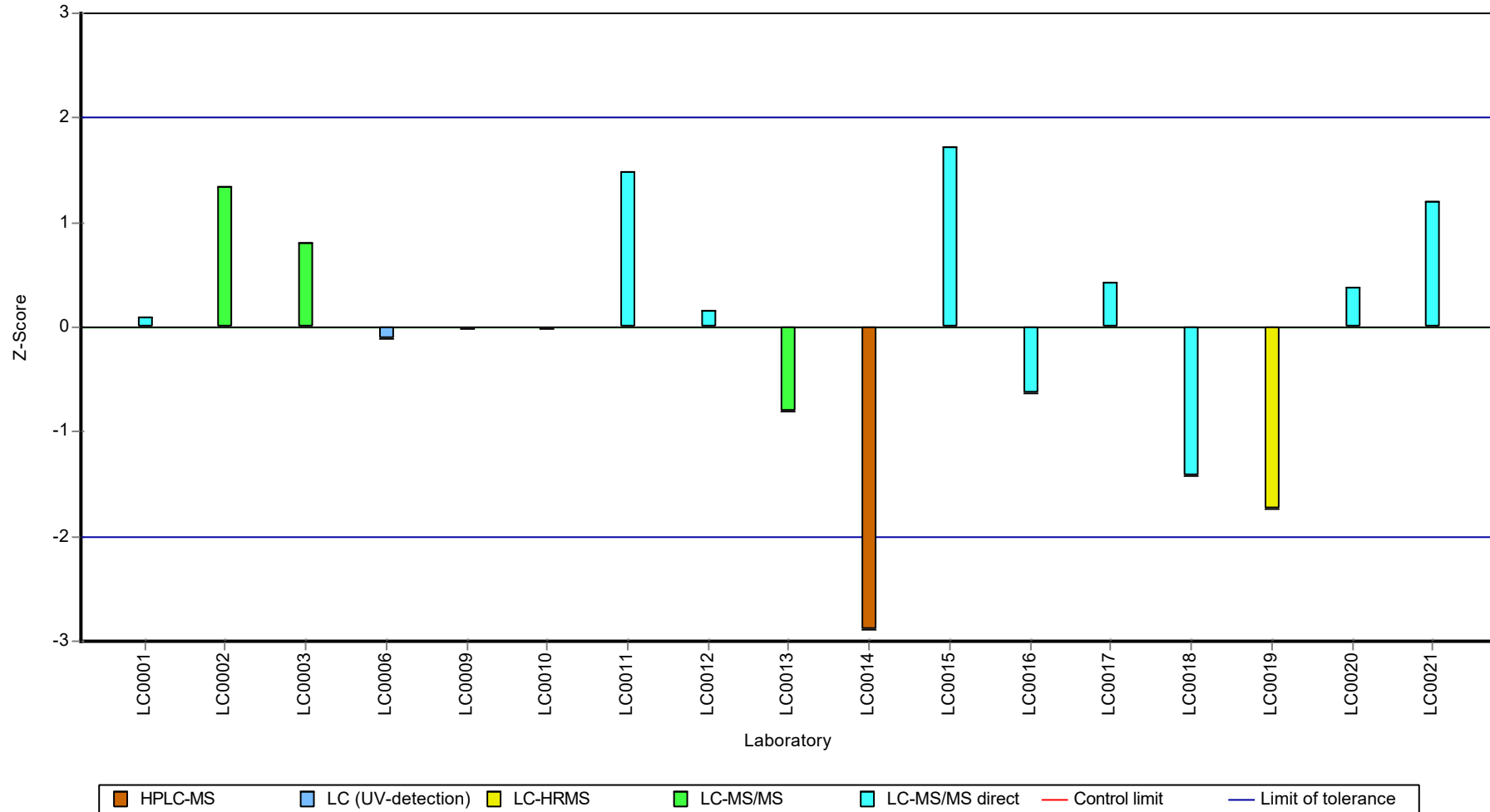
Recovery rate



Parameter oriented report Pesticides H115

Sample: H115A, Parameter: Diuron

Z-score



Parameter oriented report Pesticides H115

Sample: H115B, Parameter: Diuron

Parameter oriented report

H115 B

Diuron

Unit	µg/l
Assigned value ± U (k=2)	0.195 ± 0.00956
Criterion	0.0253 (13 %)
Minimum - Maximum	0.168 - 0.23
Control test value ± U (k=2)	0.195 ± 0.0488

Labcode	Result	± U	Recovery [%]	z-score	Comments
LC0001	0.173	0.026	88.9	-0.86	
LC0002	0.197	0.039	101	0.09	
LC0003	0.215	0.032	110	0.8	
LC0004	-	-	-	-	
LC0005	-	-	-	-	
LC0006	0.187	0.037	96.1	-0.3	
LC0007	-	-	-	-	
LC0008	-	-	-	-	
LC0009	0.198	0.06	102	0.13	
LC0010	0.168	0.009	86.3	-1.05	
LC0011	0.23	0.044	118	1.4	
LC0012	0.1838	0.03308	94.4	-0.43	
LC0013	0.179	0.036	92	-0.62	
LC0014	0.074	0.015	38	-4.77	H
LC0015	0.221	0.033	114	1.04	
LC0016	0.171	0.034	87.8	-0.94	
LC0017	0.194	0.004	99.7	-0.03	
LC0018	0.1829	0.0457	94	-0.47	
LC0019	0.195	0.029	100	0.01	
LC0020	0.197	0.04	101	0.09	
LC0021	0.223	0.051	115	1.12	

Characteristics of parameter

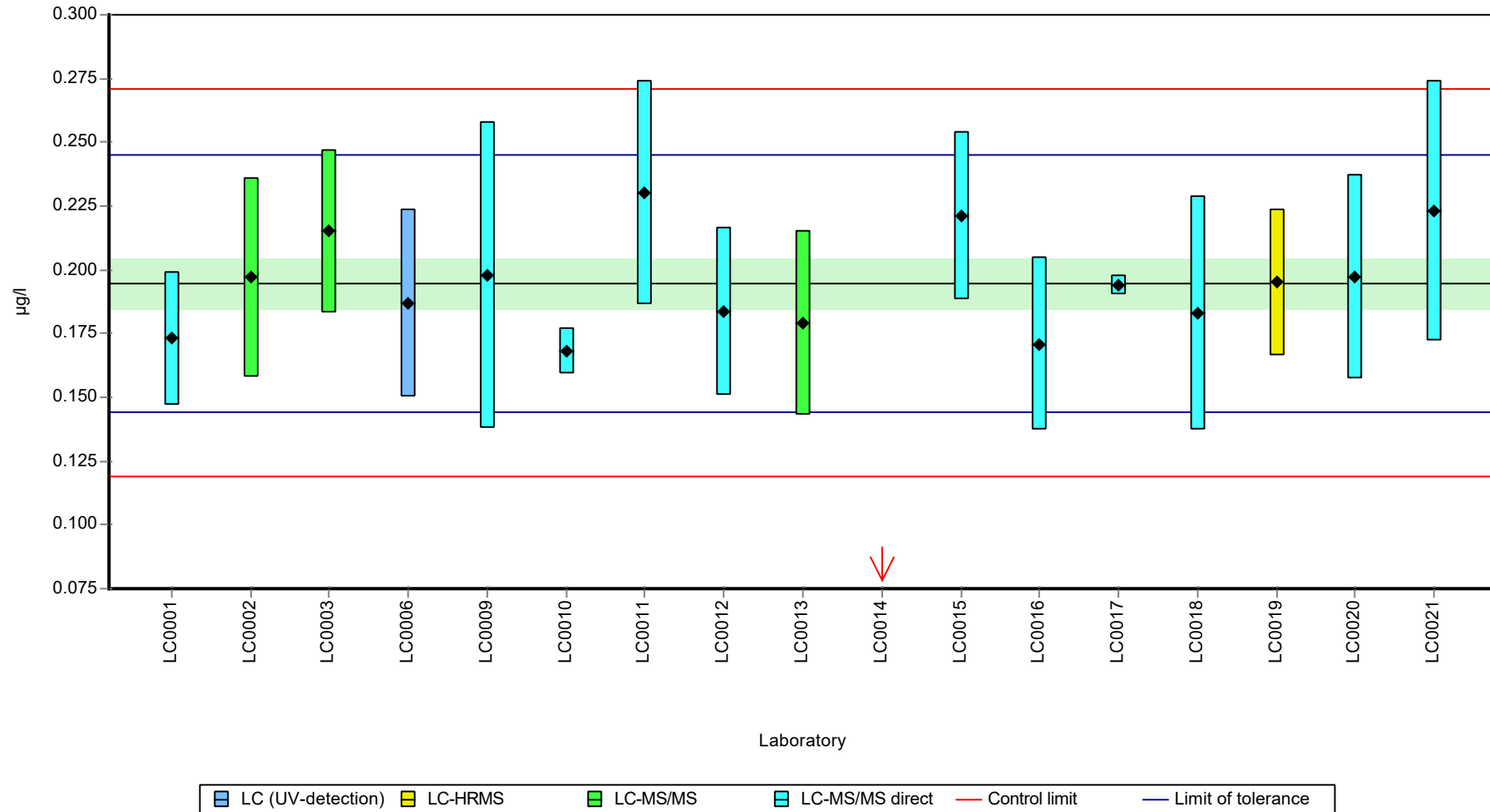
	all results	without outliers	Unit
Mean ± CI (99%)	0.188 ± 0.0252	0.195 ± 0.0143	µg/l
Minimum	0.074	0.168	µg/l
Maximum	0.23	0.23	µg/l
Standard deviation	0.0346	0.0191	µg/l
rel. standard deviation	18.5	9.82	%
n	17	16	-

Parameter oriented report Pesticides H115

Sample: H115B, Parameter: Diuron

Graphical presentation of results

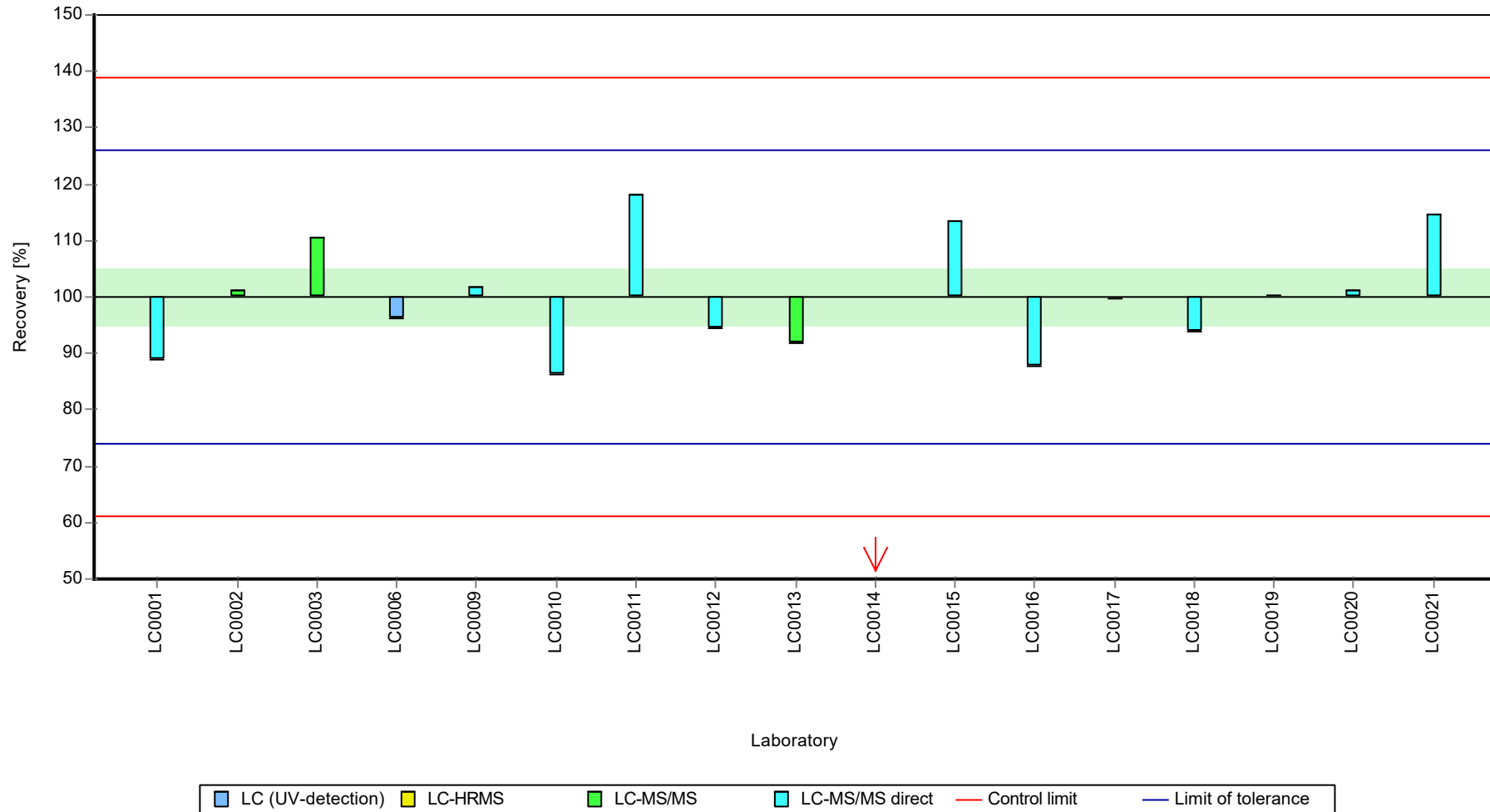
Results



Parameter oriented report Pesticides H115

Sample: H115B, Parameter: Diuron

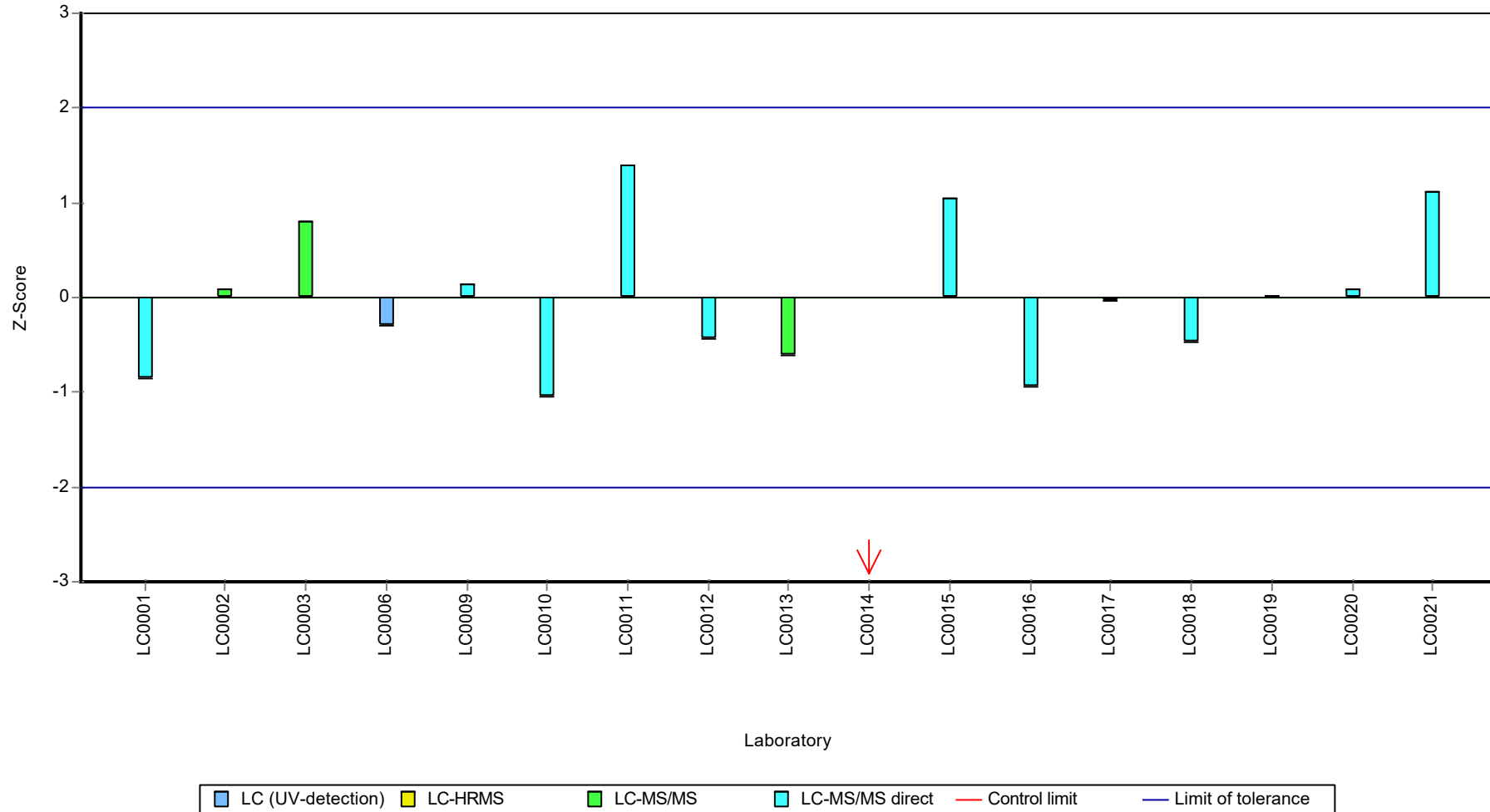
Recovery rate



Parameter oriented report Pesticides H115

Sample: H115B, Parameter: Diuron

Z-score



Parameter oriented report Pesticides H115

Sample: H115A, Parameter: Metolachlor

Parameter oriented report

H115 A

Metolachlor

Unit	µg/l
Assigned value ± U (k=2)	0.496 ± 0.0154
Criterion	0.0743 (15 %)
Minimum - Maximum	0.449 - 0.569
Control test value ± U (k=2)	0.568 ± 0.0852

Labcode	Result	± U	Recovery [%]	z-score	Comments
LC0001	0.464	0.07	93.6	-0.43	
LC0002	0.529	0.106	107	0.45	
LC0003	0.484	0.073	97.7	-0.16	
LC0004	0.495	0.1335	99.9	-0.01	
LC0005	0.499	0.075	101	0.05	
LC0006	0.449	0.066	90.6	-0.63	
LC0007	-	-	-	-	
LC0008	-	-	-	-	
LC0009	0.515	0.16	104	0.26	
LC0010	0.506	0.016	102	0.14	
LC0011	0.569	0.093	115	0.99	
LC0012	0.47908	0.08623	96.7	-0.22	
LC0013	0.368	0.074	74.3	-1.72	H
LC0014	0.488	0.072	98.5	-0.1	
LC0015	0.491	0.074	99.1	-0.06	
LC0016	0.452	0.09	91.2	-0.59	
LC0017	0.546	0.032	110	0.68	
LC0018	0.5003	0.1251	101	0.06	
LC0019	0.464	0.07	93.6	-0.43	
LC0020	-	-	-	-	
LC0021	0.495	0.138	99.9	-0.01	

Characteristics of parameter

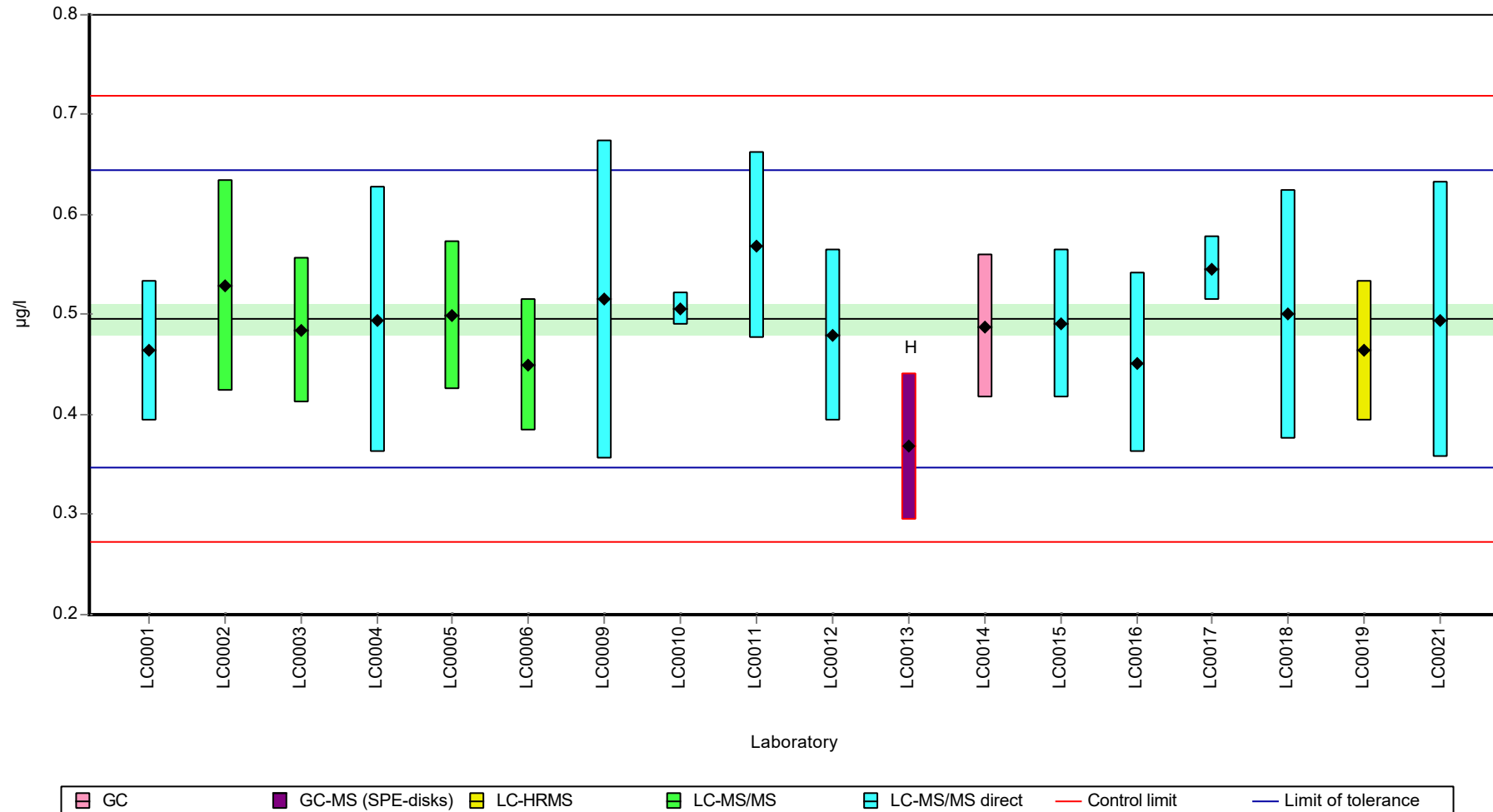
	all results	without outliers	Unit
Mean ± CI (99%)	0.489 ± 0.0304	0.496 ± 0.0231	µg/l
Minimum	0.368	0.449	µg/l
Maximum	0.569	0.569	µg/l
Standard deviation	0.043	0.0317	µg/l
rel. standard deviation	8.81	6.4 %	
n	18	17	-

Parameter oriented report Pesticides H115

Sample: H115A, Parameter: Metolachlor

Graphical presentation of results

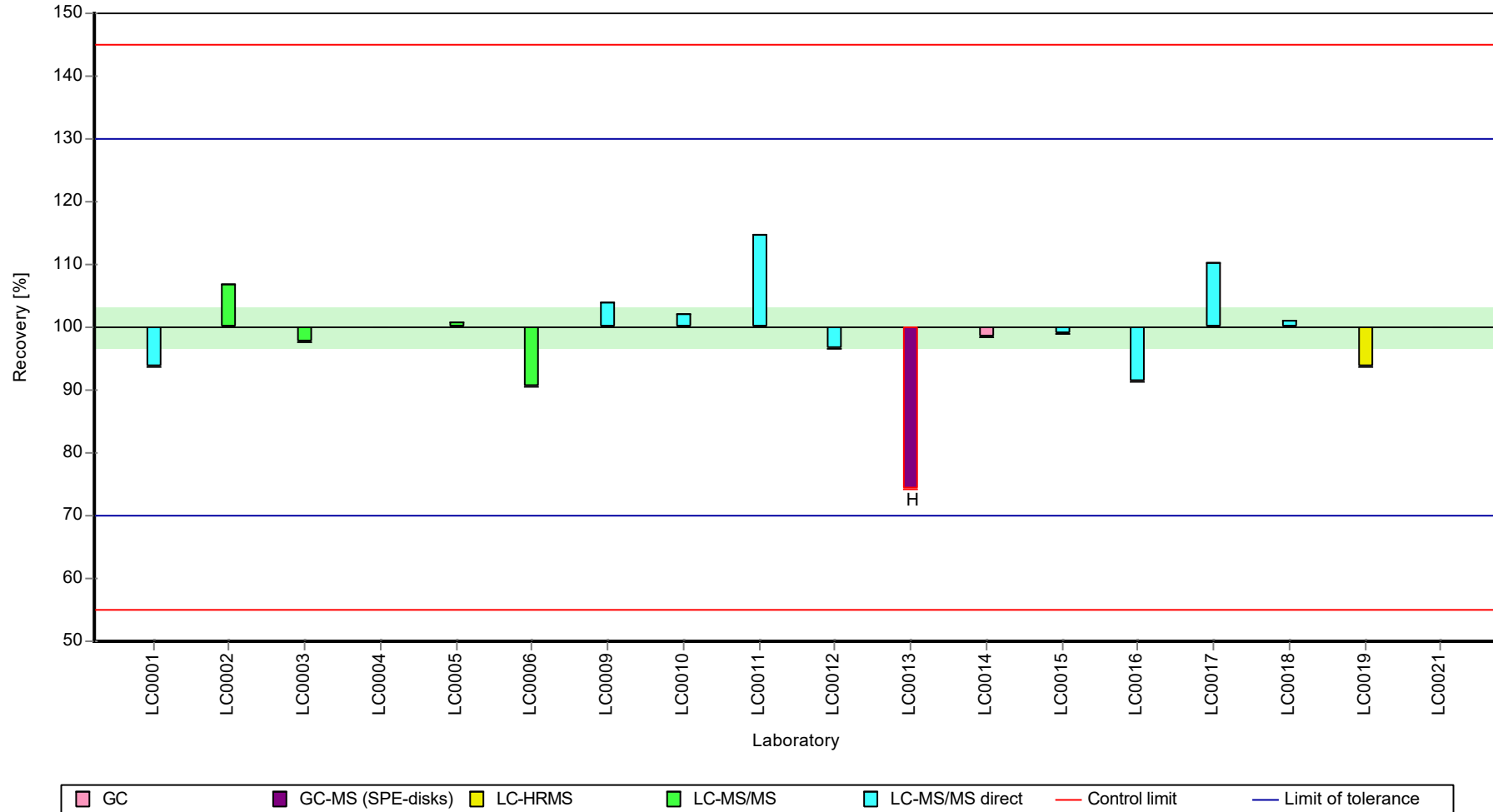
Results



Parameter oriented report Pesticides H115

Sample: H115A, Parameter: Metolachlor

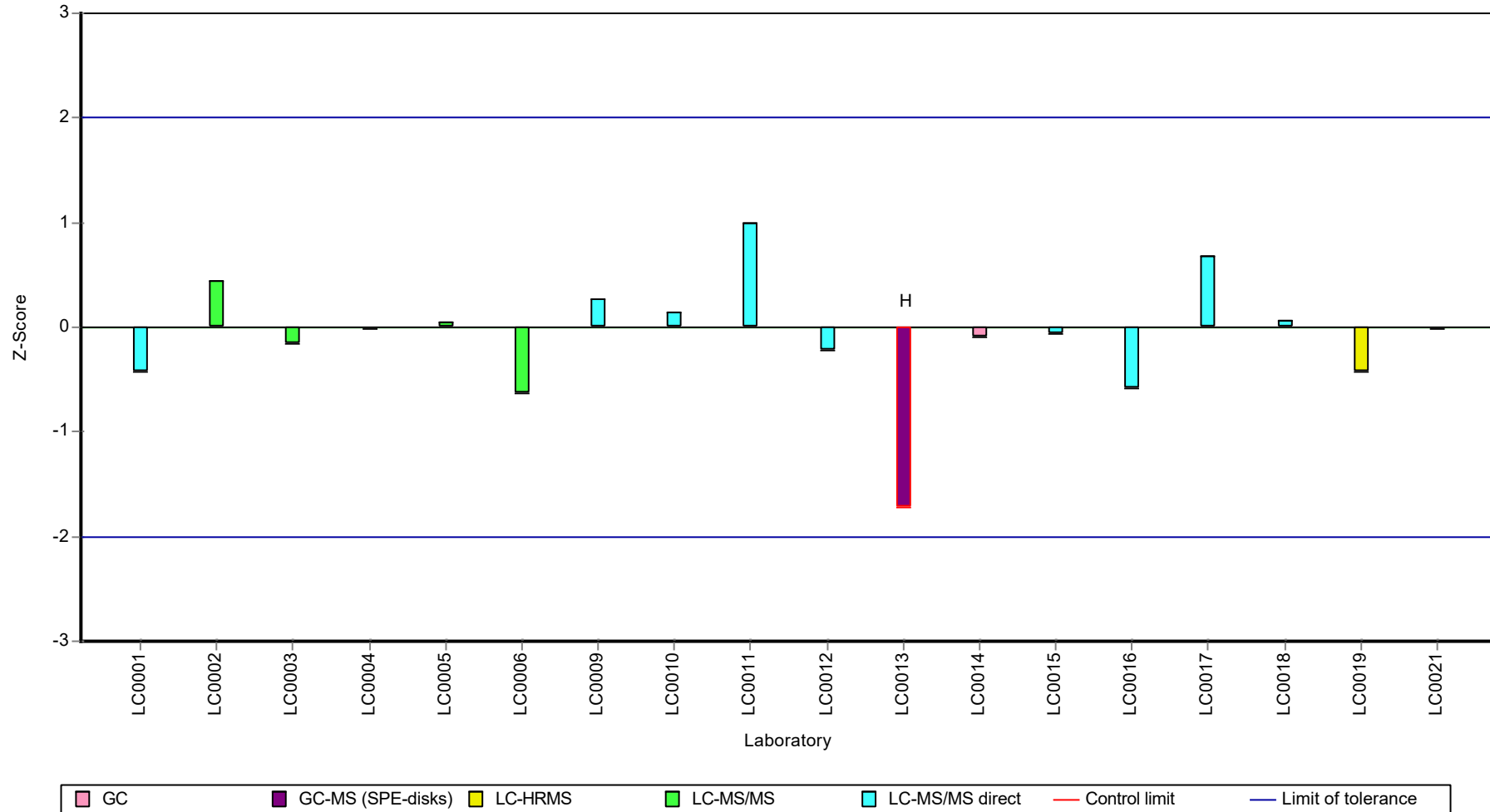
Recovery rate



Parameter oriented report Pesticides H115

Sample: H115A, Parameter: Metolachlor

Z-score



Parameter oriented report Pesticides H115

Sample: H115B, Parameter: Metolachlor

Parameter oriented report

H115 B

Metolachlor

Unit	µg/l
Assigned value ± U (k=2)	0.151 ± 0.00462
Criterion	0.0227 (15 %)
Minimum - Maximum	0.134 - 0.167
Control test value ± U (k=2)	0.175 ± 0.0263

Labcode	Result	± U	Recovery [%]	z-score	Comments
LC0001	0.146	0.022	96.7	-0.22	
LC0002	0.167	0.033	111	0.71	
LC0003	0.167	0.025	111	0.71	
LC0004	0.148	0.0399	98	-0.13	
LC0005	0.135	0.02	89.4	-0.71	
LC0006	0.154	0.023	102	0.13	
LC0007	-	-	-	-	
LC0008	-	-	-	-	
LC0009	0.163	0.05	108	0.53	
LC0010	0.151	0.004	100	0	
LC0011	0.181	0.03	120	1.32	H
LC0012	0.15467	0.02784	102	0.16	
LC0013	0.134	0.027	88.7	-0.75	
LC0014	0.15	0.022	99.3	-0.04	
LC0015	0.147	0.022	97.3	-0.18	
LC0016	0.141	0.028	93.4	-0.44	
LC0017	0.153	0.004	101	0.09	
LC0018	0.1574	0.0393	104	0.28	
LC0019	0.146	0.022	96.7	-0.22	
LC0020	-	-	-	-	
LC0021	0.153	0.043	101	0.09	

Characteristics of parameter

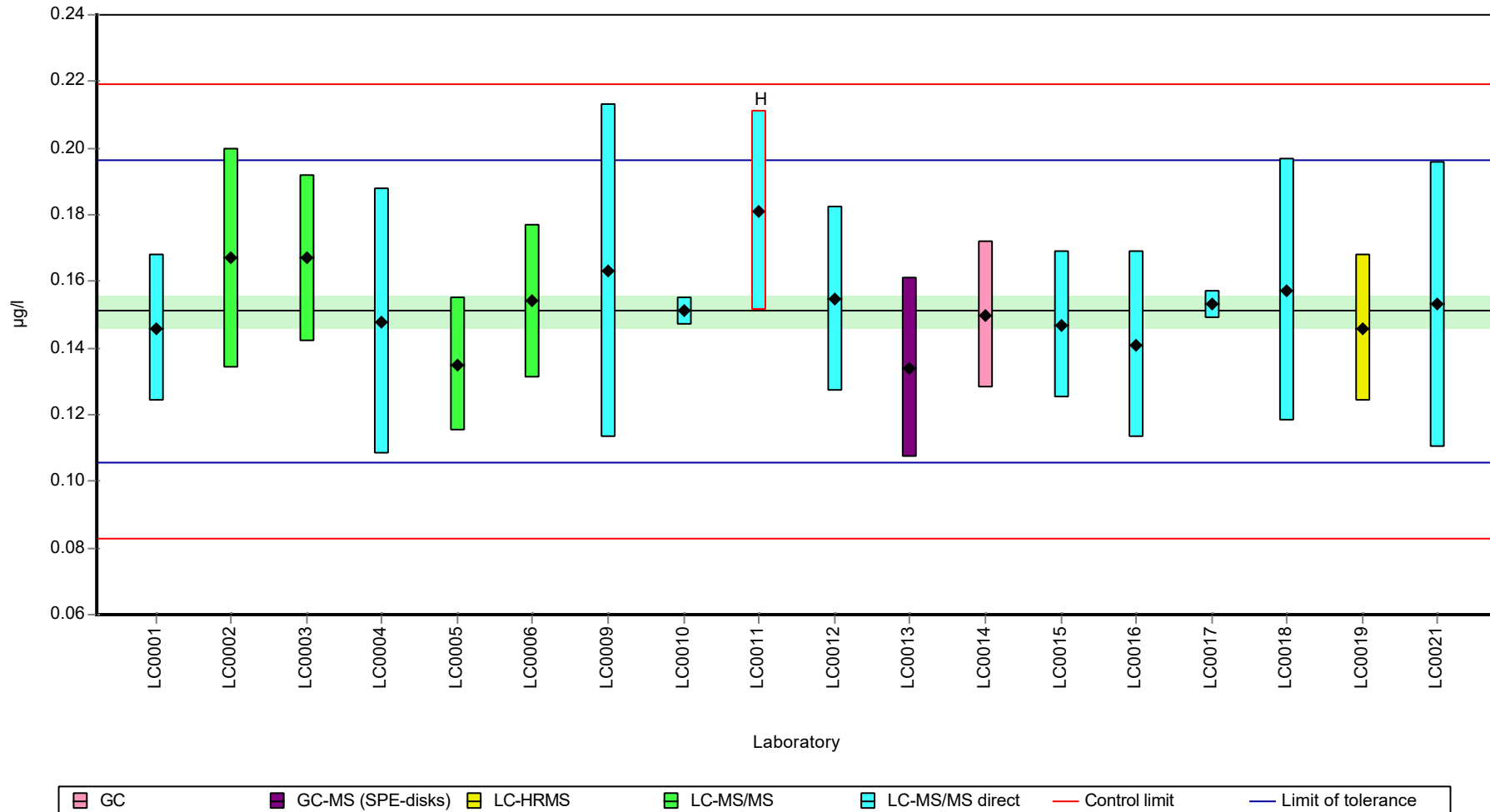
	all results	without outliers	Unit
Mean ± CI (99%)	0.153 ± 0.00822	0.151 ± 0.00692	µg/l
Minimum	0.134	0.134	µg/l
Maximum	0.181	0.167	µg/l
Standard deviation	0.0116	0.00952	µg/l
rel. standard deviation	7.62	6.3	%
n	18	17	-

Parameter oriented report Pesticides H115

Sample: H115B, Parameter: Metolachlor

Graphical presentation of results

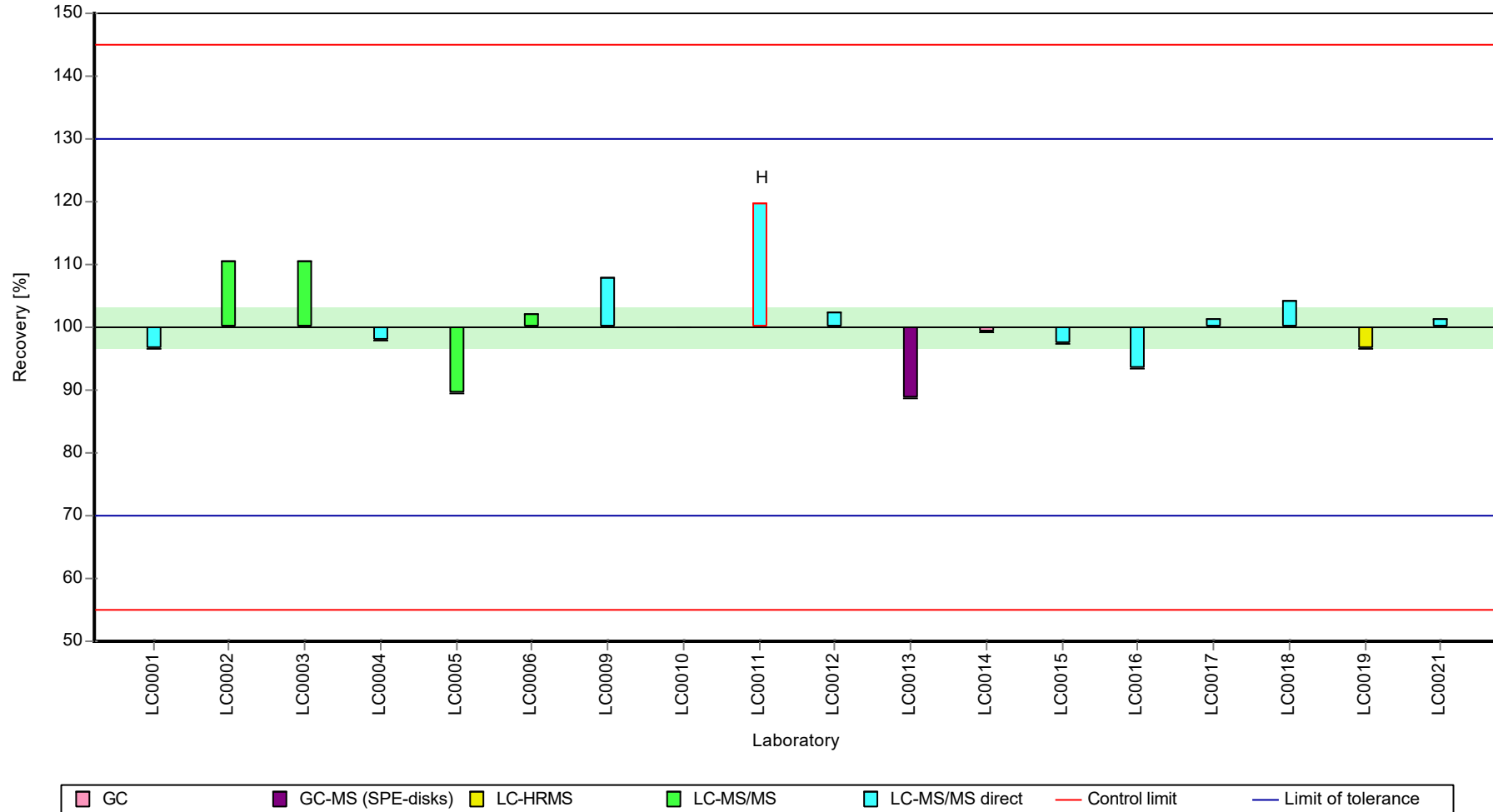
Results



Parameter oriented report Pesticides H115

Sample: H115B, Parameter: Metolachlor

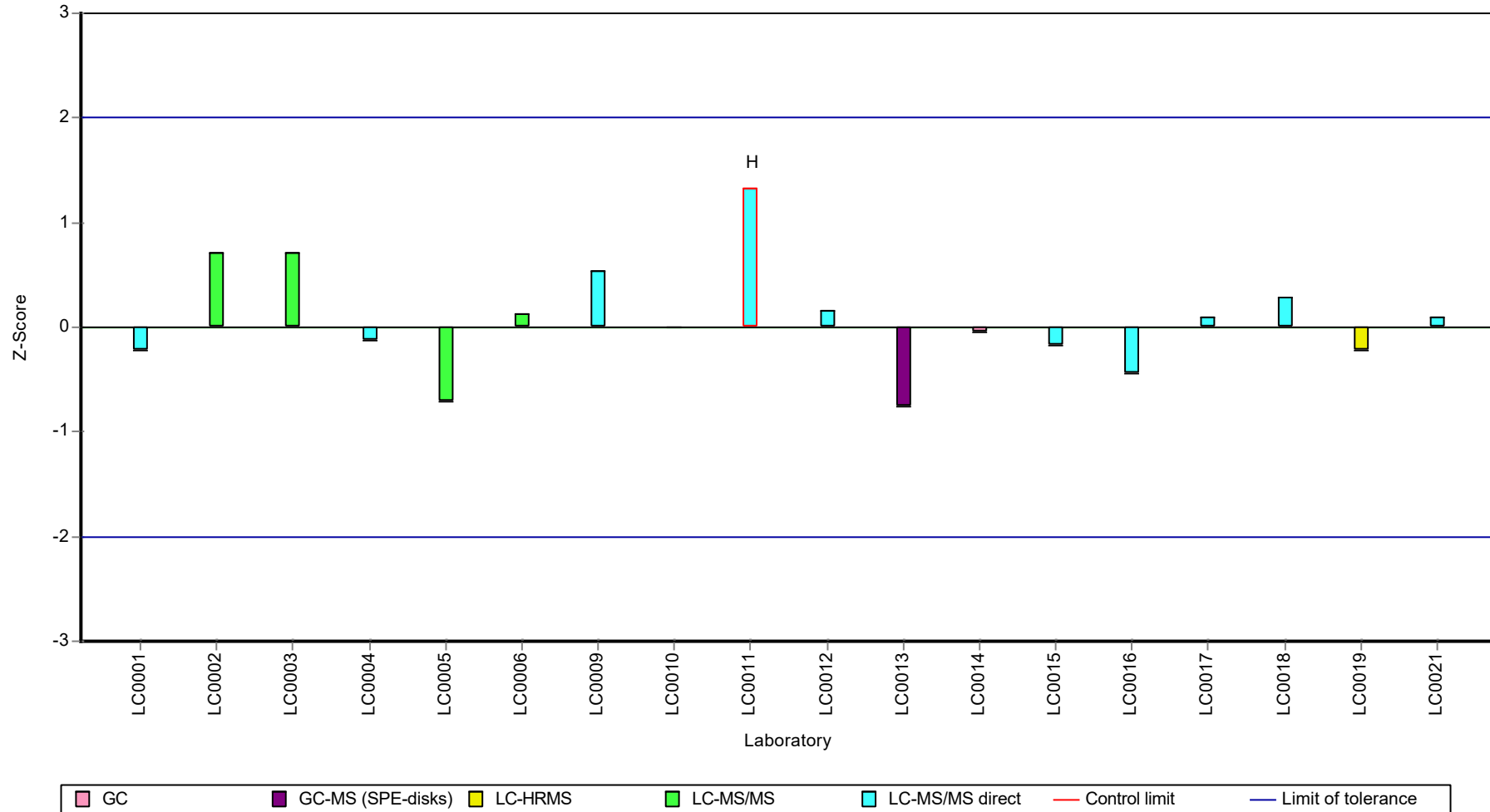
Recovery rate



Parameter oriented report Pesticides H115

Sample: H115B, Parameter: Metolachlor

Z-score



Parameter oriented report Pesticides H115

Sample: H115A, Parameter: N,N-Dimethylsulfamide
(DMS)

Parameter oriented report

H115 A

N,N-Dimethylsulfamide (DMS)

Unit	µg/l
Assigned value ± U (k=2)	0.19 ± 0.0158
Criterion	0.0285 (15 %)
Minimum - Maximum	0.158 - 0.237
Control test value ± U (k=2)	0.217 ± 0.0434

Labcode	Result	± U	Recovery [%]	z-score	Comments
LC0001	0.167	0.025	87.7	-0.82	
LC0002	0.165	0.033	86.7	-0.89	
LC0003	-	-	-	-	
LC0004	-	-	-	-	
LC0005	-	-	-	-	
LC0006	0.237	0.057	125	1.64	
LC0007	-	-	-	-	
LC0008	-	-	-	-	
LC0009	-	-	-	-	
LC0010	0.2	0.016	105	0.34	
LC0011	0.194	0.074	102	0.13	
LC0012	-	-	-	-	
LC0013	0.196	0.039	103	0.2	
LC0014	-	-	-	-	
LC0015	-	-	-	-	
LC0016	0.184	0.046	96.7	-0.22	
LC0017	-	-	-	-	
LC0018	0.1812	0.0453	95.2	-0.32	
LC0019	0.158	0.0237	83	-1.13	
LC0020	-	-	-	-	
LC0021	0.221	0.062	116	1.07	

Characteristics of parameter

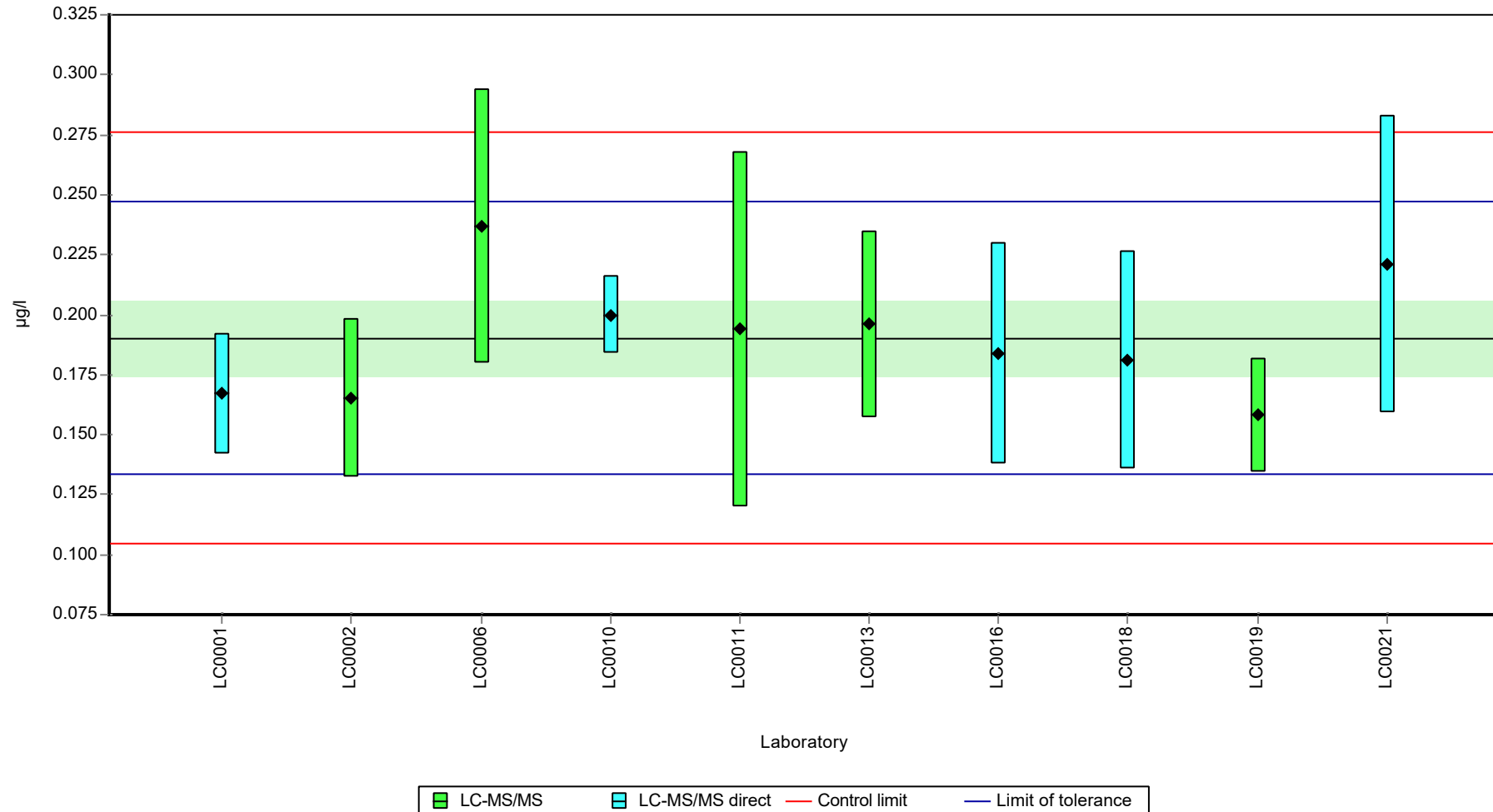
	all results	without outliers	Unit
Mean ± CI (99%)	0.19 ± 0.0237	0.19 ± 0.0237	µg/l
Minimum	0.158	0.158	µg/l
Maximum	0.237	0.237	µg/l
Standard deviation	0.025	0.025	µg/l
rel. standard deviation	13.1	13.1	%
n	10	10	-

Parameter oriented report Pesticides H115

Sample: H115A, Parameter: N,N-Dimethylsulfamide (DMS)

Graphical presentation of results

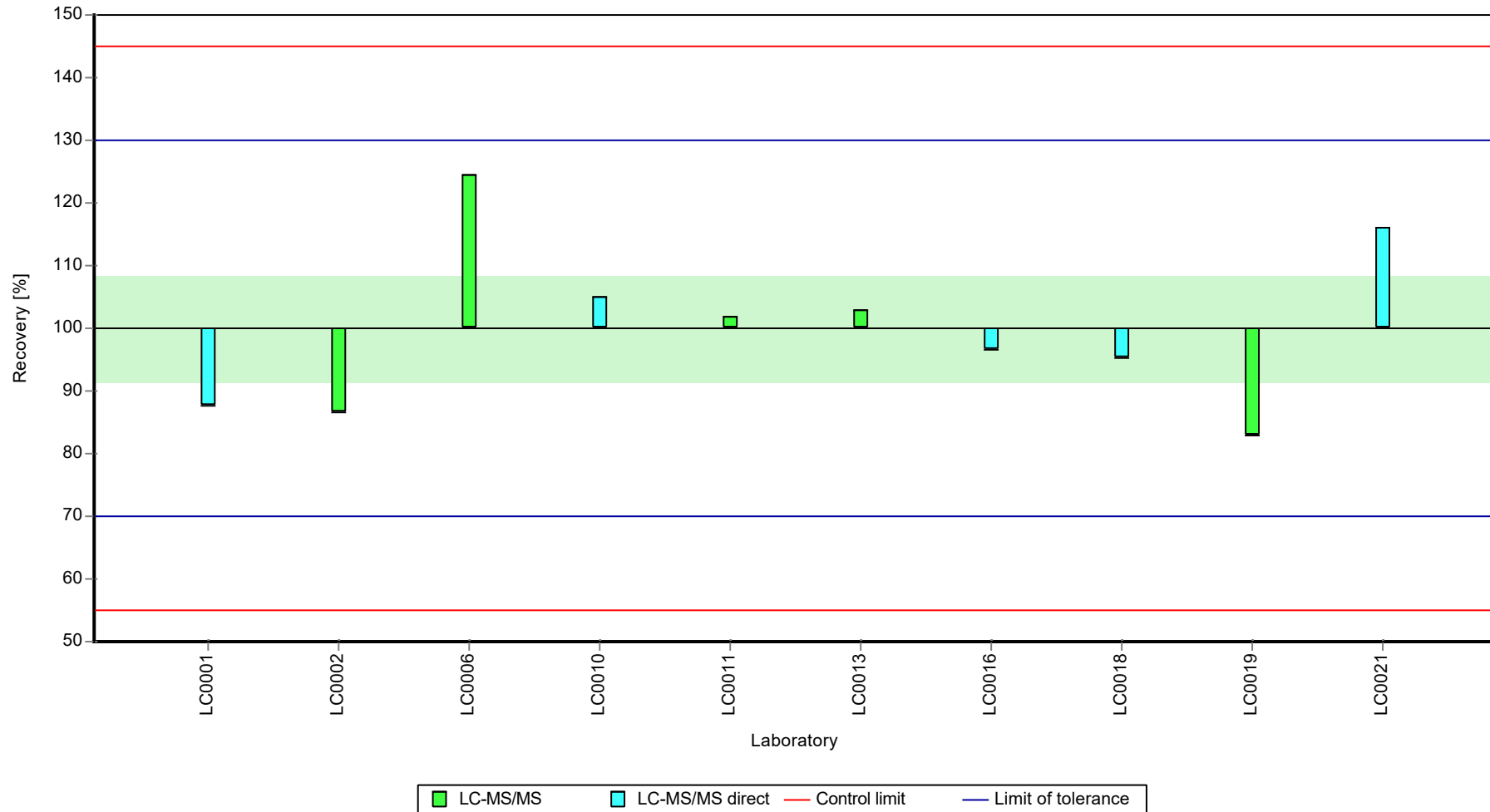
Results



Parameter oriented report Pesticides H115

Sample: H115A, Parameter: N,N-Dimethylsulfamide (DMS)

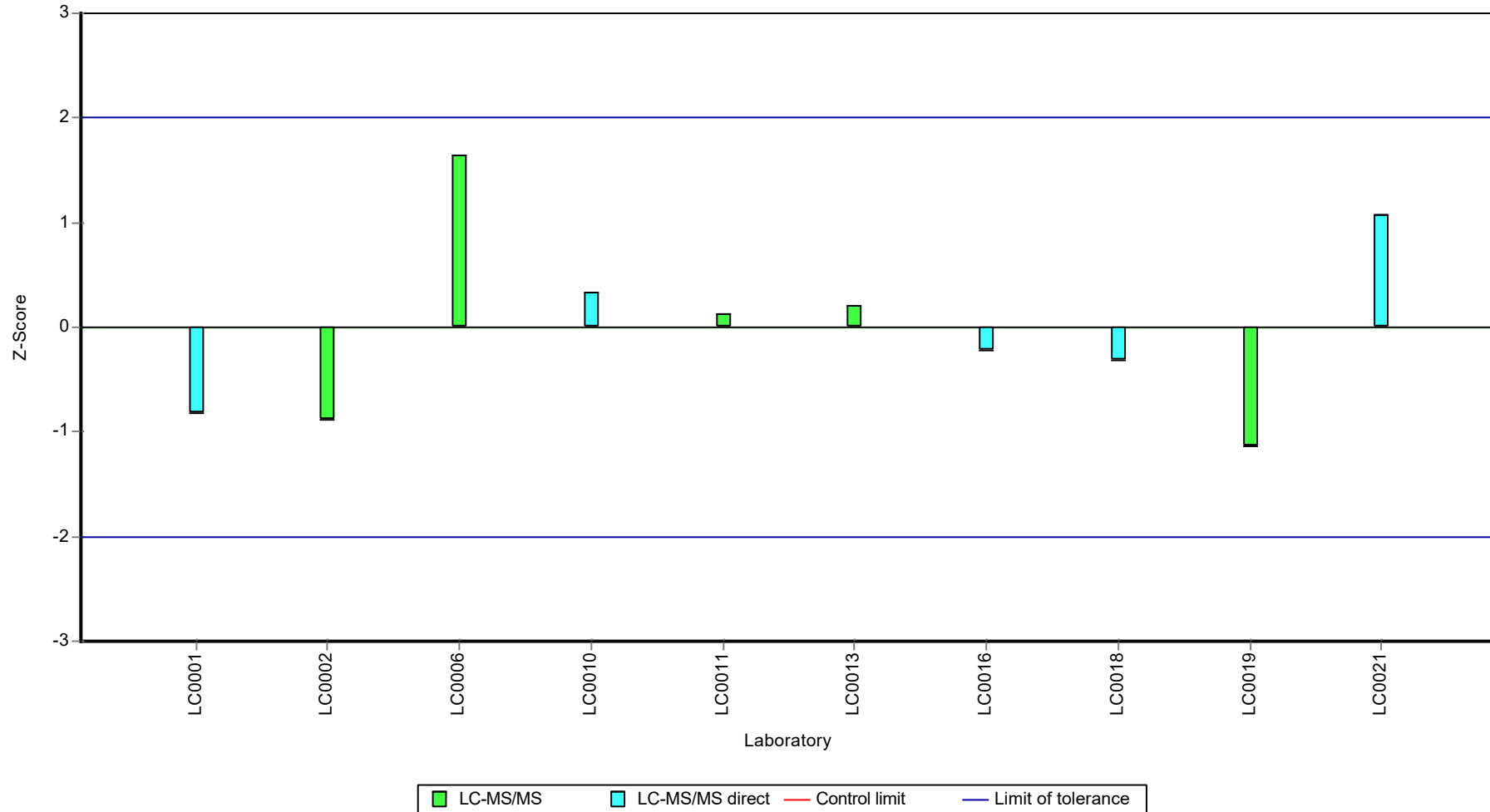
Recovery rate



Parameter oriented report Pesticides H115

Sample: H115A, Parameter: N,N-Dimethylsulfamide (DMS)

Z-score



Parameter oriented report Pesticides H115

Sample: H115B, Parameter: N,N-Dimethylsulfamide
(DMS)

Parameter oriented report

H115 B

N,N-Dimethylsulfamide (DMS)

Unit	µg/l
Assigned value ± U (k=2)	0.382 ± 0.0292
Criterion	0.0573 (15 %)
Minimum - Maximum	0.316 - 0.474
Control test value ± U (k=2)	0.419 ± 0.0838

Labcode	Result	± U	Recovery [%]	z-score	Comments
LC0001	0.316	0.047	82.7	-1.15	
LC0002	0.404	0.081	106	0.38	
LC0003	-	-	-	-	
LC0004	-	-	-	-	
LC0005	-	-	-	-	
LC0006	0.474	0.115	124	1.6	
LC0007	-	-	-	-	
LC0008	-	-	-	-	
LC0009	-	-	-	-	
LC0010	0.326	0.017	85.3	-0.98	
LC0011	0.367	0.141	96	-0.26	
LC0012	-	-	-	-	
LC0013	0.401	0.08	105	0.33	
LC0014	-	-	-	-	
LC0015	-	-	-	-	
LC0016	0.38	0.095	99.4	-0.04	
LC0017	-	-	-	-	
LC0018	0.3728	0.0932	97.5	-0.16	
LC0019	0.36	0.054	94.2	-0.39	
LC0020	-	-	-	-	
LC0021	0.421	0.118	110	0.68	

Characteristics of parameter

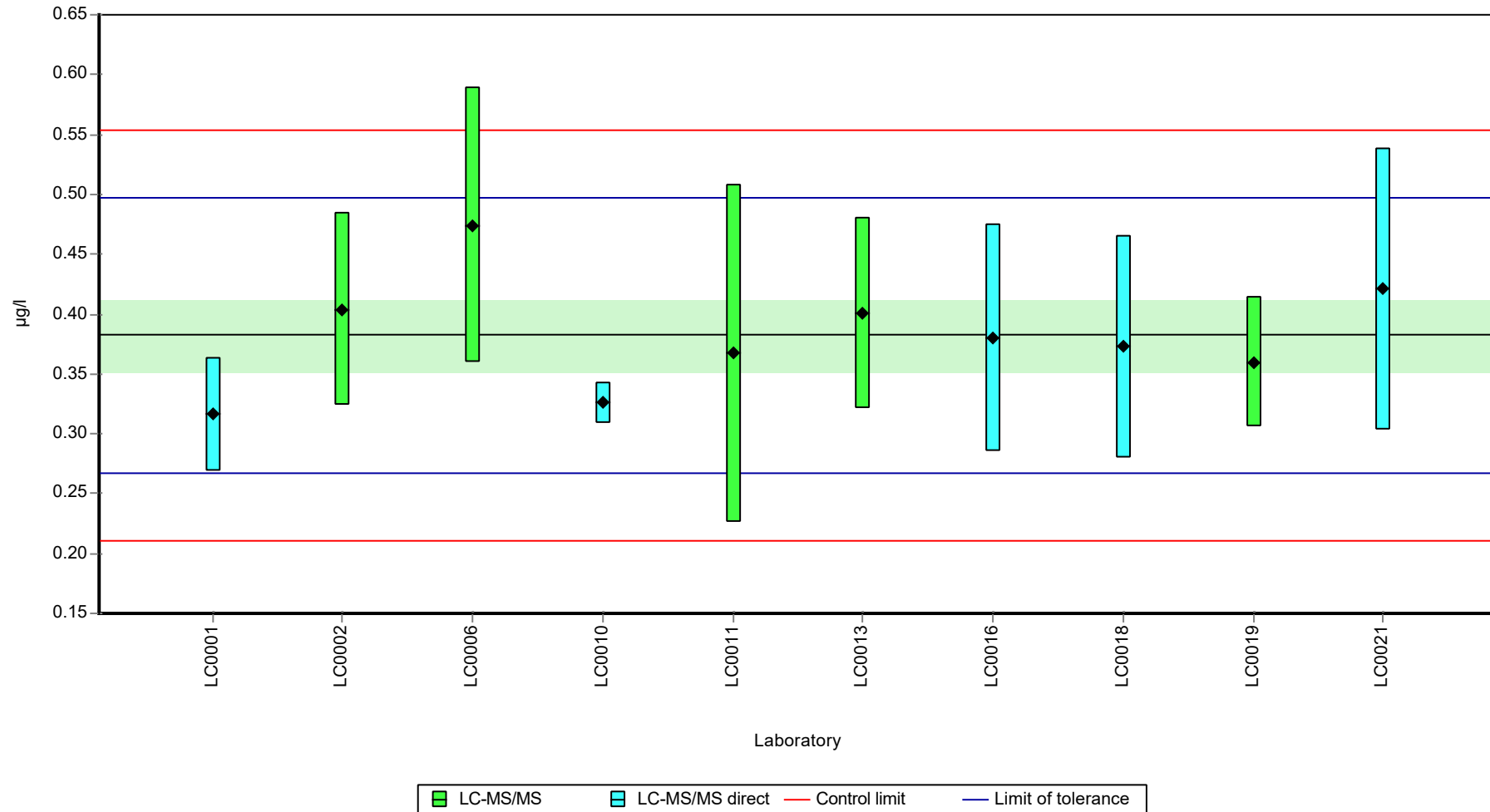
	all results	without outliers	Unit
Mean ± CI (99%)	0.382 ± 0.0437	0.382 ± 0.0437	µg/l
Minimum	0.316	0.316	µg/l
Maximum	0.474	0.474	µg/l
Standard deviation	0.0461	0.0461	µg/l
rel. standard deviation	12.1	12.1	%
n	10	10	-

Parameter oriented report Pesticides H115

Sample: H115B, Parameter: N,N-Dimethylsulfamide (DMS)

Graphical presentation of results

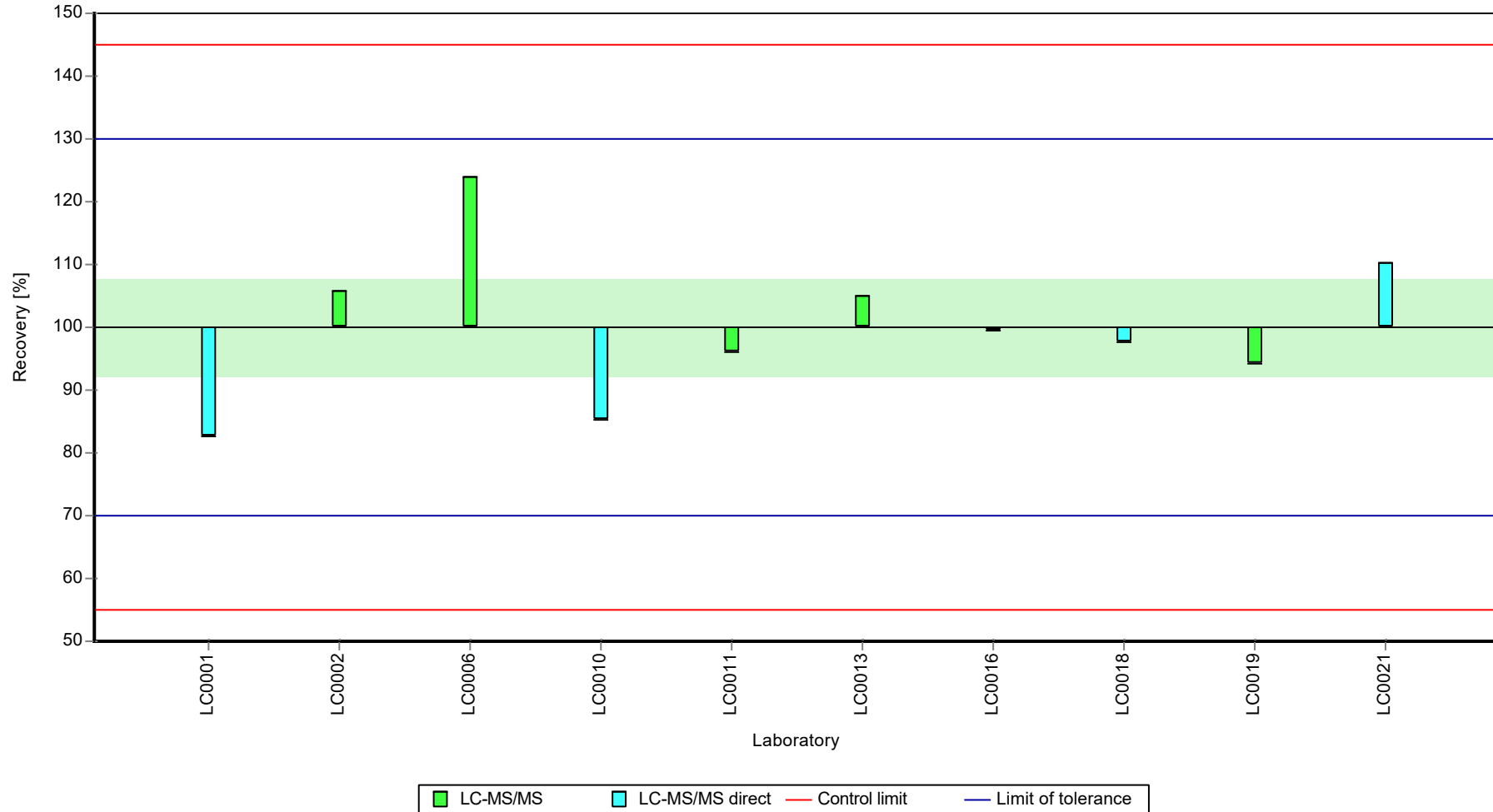
Results



Parameter oriented report Pesticides H115

Sample: H115B, Parameter: N,N-Dimethylsulfamide (DMS)

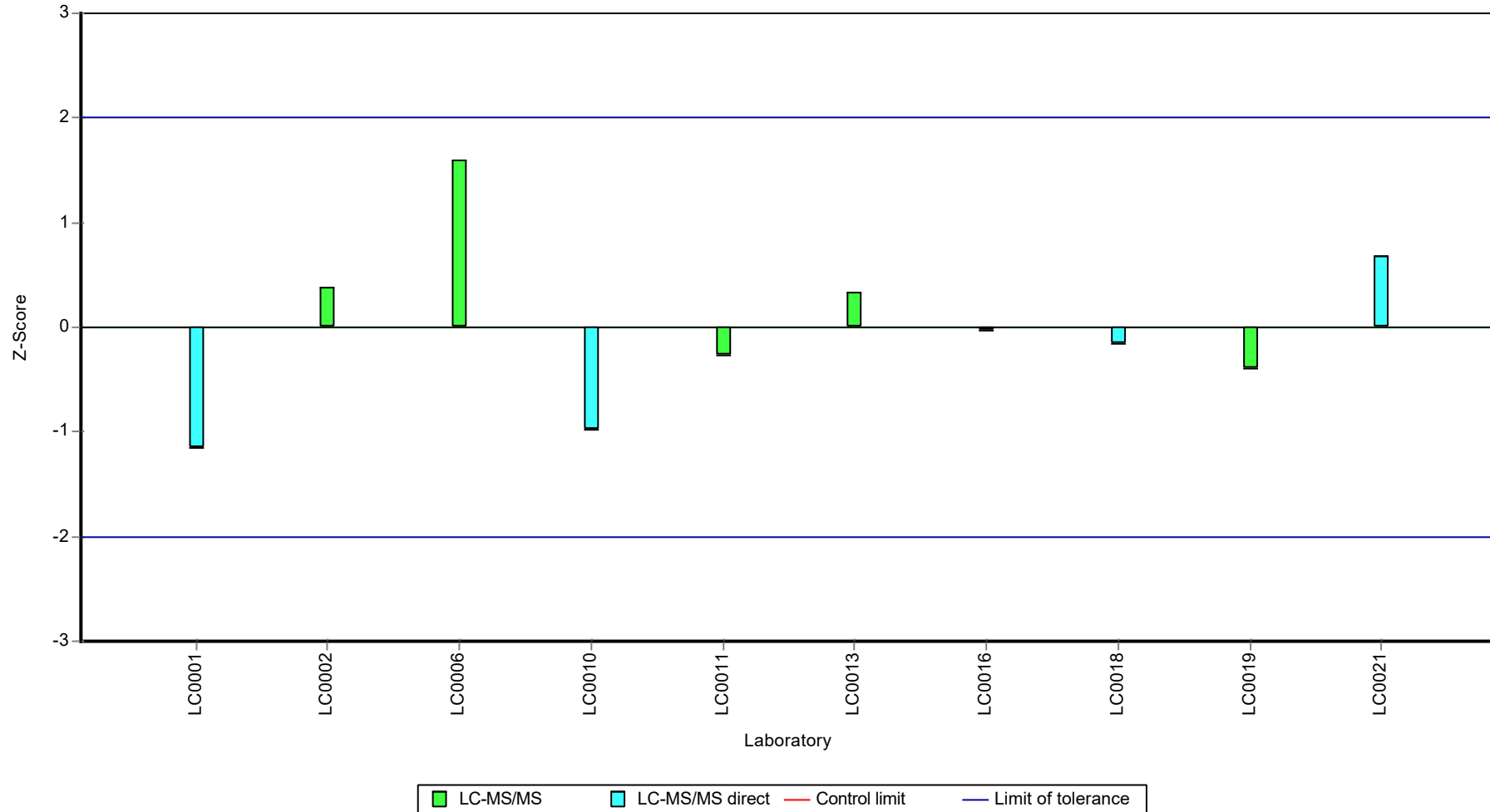
Recovery rate



Parameter oriented report Pesticides H115

Sample: H115B, Parameter: N,N-Dimethylsulfamide (DMS)

Z-score



Parameter oriented report Pesticides H115

Sample: H115A, Parameter: Nicosulfurone

Parameter oriented report

H115 A

Nicosulfurone

Unit	µg/l
Assigned value ± U (k=2)	0.305 ± 0.0313
Criterion	0.0764 (25 %)
Minimum - Maximum	0.217 - 0.384
Control test value ± U (k=2)	0.283 ± 0.128

Labcode	Result	± U	Recovery [%]	z-score	Comments
LC0001	0.326	0.049	107	0.27	
LC0002	0.312	0.062	102	0.09	
LC0003	-	-	-	-	
LC0004	-	-	-	-	
LC0005	-	-	-	-	
LC0006	-	-	-	-	
LC0007	-	-	-	-	
LC0008	-	-	-	-	
LC0009	0.218	0.07	71.4	-1.15	
LC0010	0.32	0.008	105	0.19	
LC0011	0.329	0.116	108	0.31	
LC0012	0.35405	0.06373	116	0.64	
LC0013	0.236	0.047	77.3	-0.91	
LC0014	-	-	-	-	
LC0015	0.301	0.06	98.5	-0.06	
LC0016	0.384	0.077	126	1.03	
LC0017	-	-	-	-	
LC0018	0.3187	0.0797	104	0.17	
LC0019	0.217	0.033	71	-1.16	
LC0020	-	-	-	-	
LC0021	0.35	0.063	115	0.58	

Characteristics of parameter

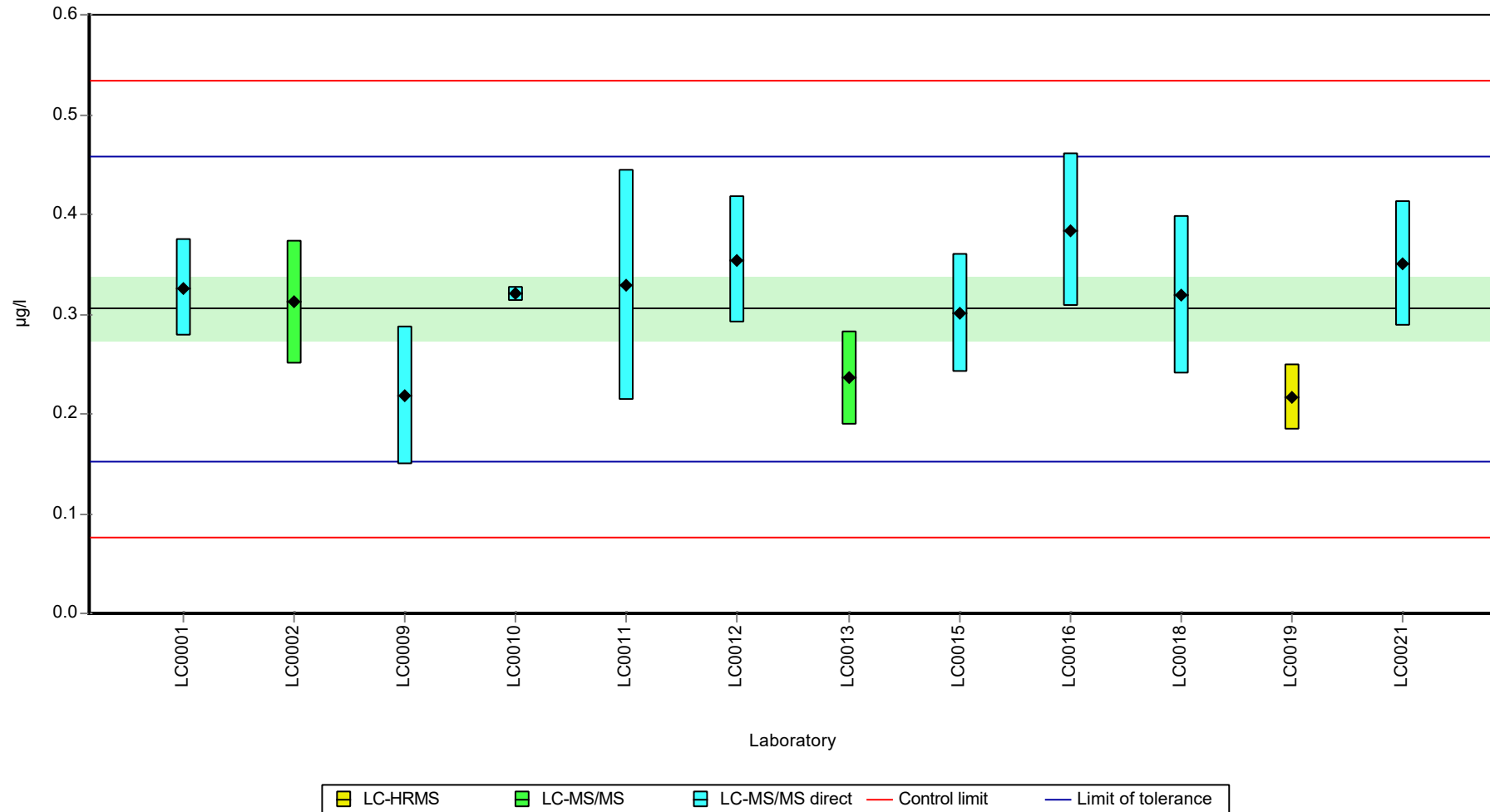
	all results	without outliers	Unit
Mean ± CI (99%)	0.305 ± 0.0469	0.305 ± 0.0469	µg/l
Minimum	0.217	0.217	µg/l
Maximum	0.384	0.384	µg/l
Standard deviation	0.0541	0.0541	µg/l
rel. standard deviation	17.7	17.7	%
n	12	12	-

Parameter oriented report Pesticides H115

Sample: H115A, Parameter: Nicosulfurone

Graphical presentation of results

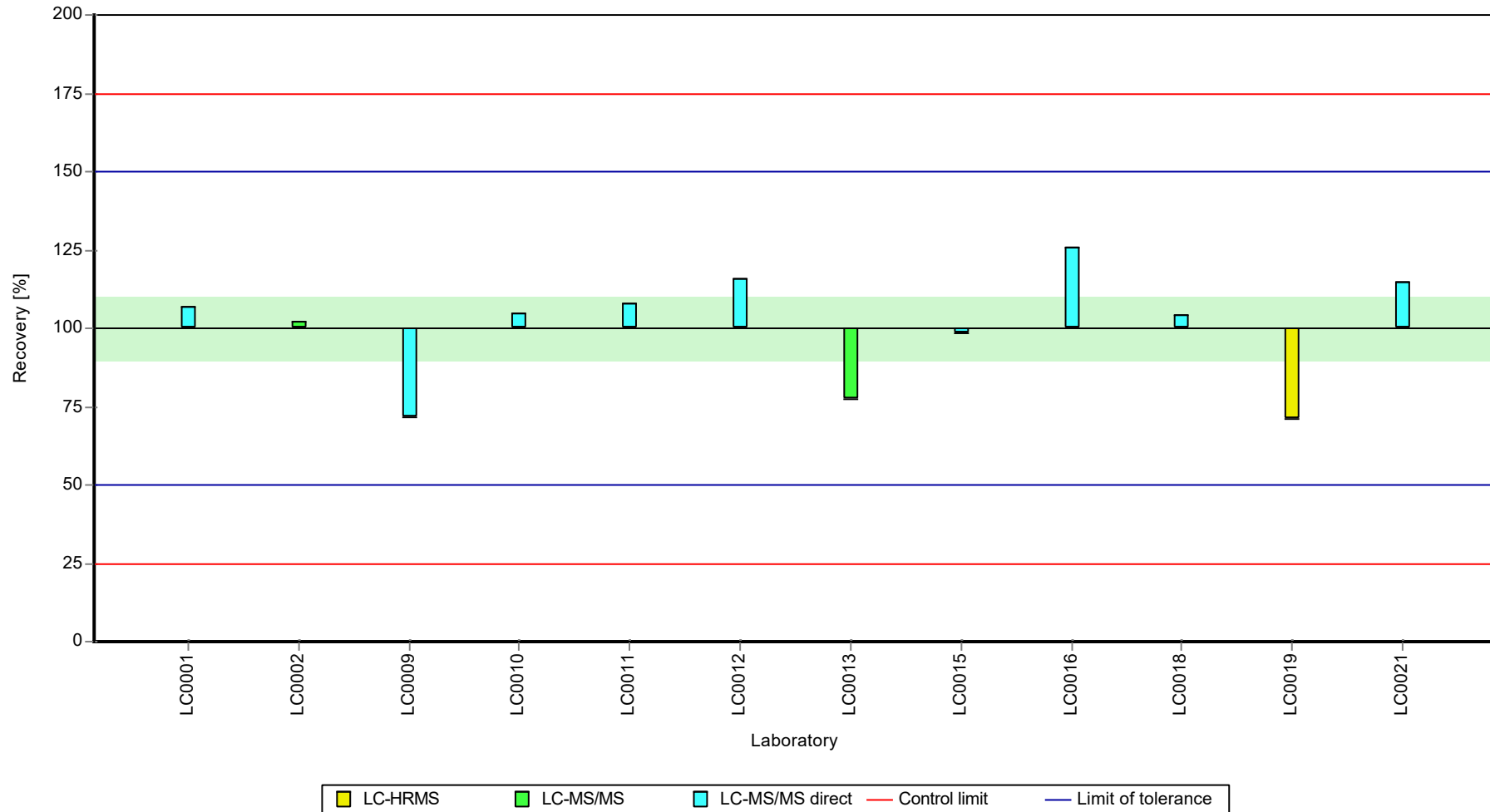
Results



Parameter oriented report Pesticides H115

Sample: H115A, Parameter: Nicosulfurone

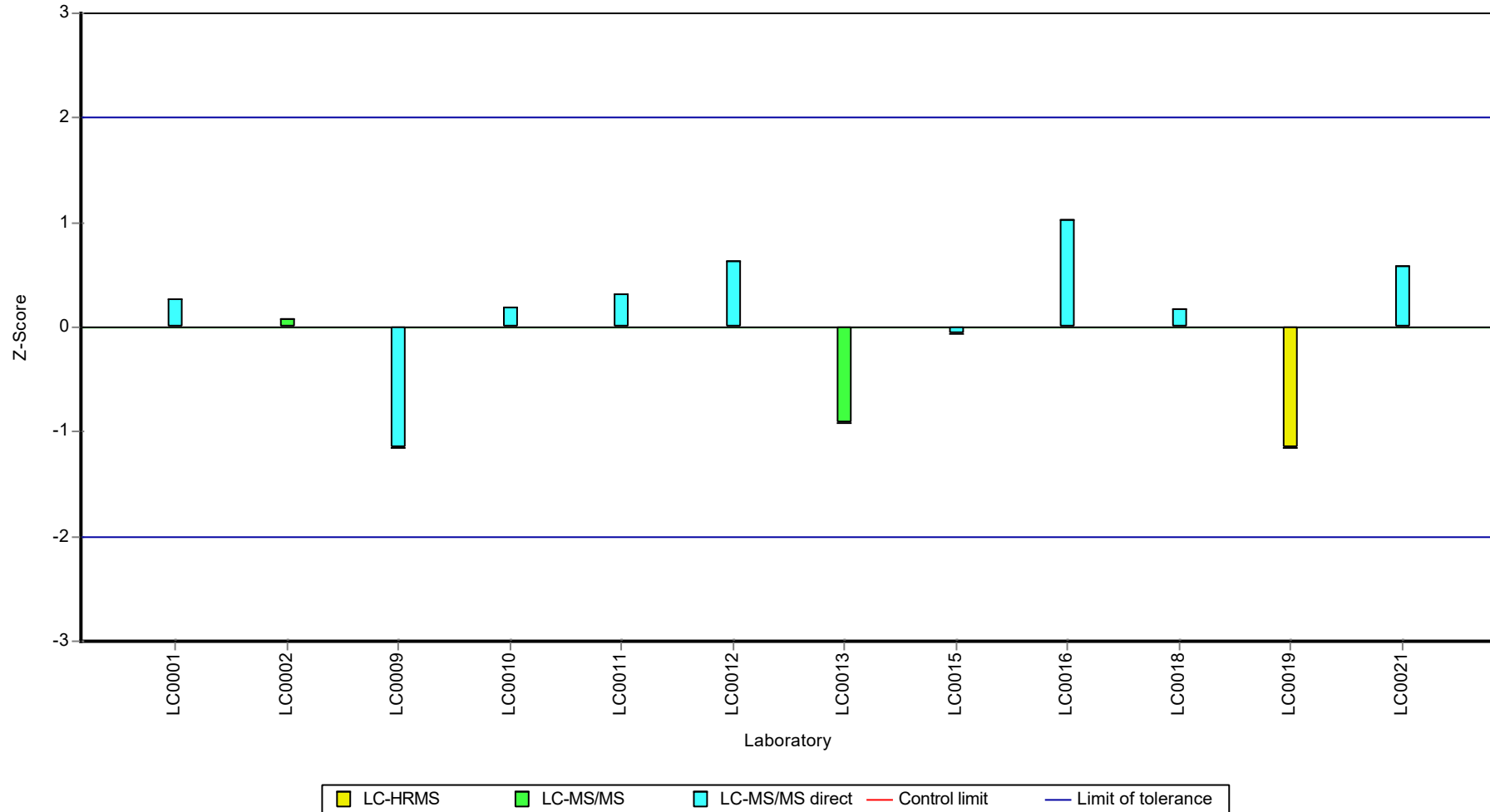
Recovery rate



Parameter oriented report Pesticides H115

Sample: H115A, Parameter: Nicosulfurone

Z-score



Parameter oriented report Pesticides H115

Sample: H115B, Parameter: Nicosulfurone

Parameter oriented report

H115 B

Nicosulfurone

Unit	µg/l
Assigned value ± U (k=2)	0.694 ± 0.0492
Criterion	0.173 (25 %)
Minimum - Maximum	0.548 - 0.813
Control test value ± U (k=2)	0.736 ± 0.331

Labcode	Result	± U	Recovery [%]	z-score	Comments
LC0001	0.63	0.095	90.8	-0.37	
LC0002	0.813	0.163	117	0.69	
LC0003	-	-	-	-	
LC0004	-	-	-	-	
LC0005	-	-	-	-	
LC0006	-	-	-	-	
LC0007	-	-	-	-	
LC0008	-	-	-	-	
LC0009	0.548	0.16	79	-0.84	
LC0010	0.656	0.033	94.6	-0.22	
LC0011	0.642	0.227	92.6	-0.3	
LC0012	0.721	0.12978	104	0.16	
LC0013	0.603	0.121	86.9	-0.52	
LC0014	-	-	-	-	
LC0015	0.751	0.15	108	0.33	
LC0016	0.724	0.145	104	0.17	
LC0017	-	-	-	-	
LC0018	0.7859	0.1965	113	0.53	
LC0019	0.646	0.097	93.1	-0.27	
LC0020	-	-	-	-	
LC0021	0.804	0.145	116	0.64	

Characteristics of parameter

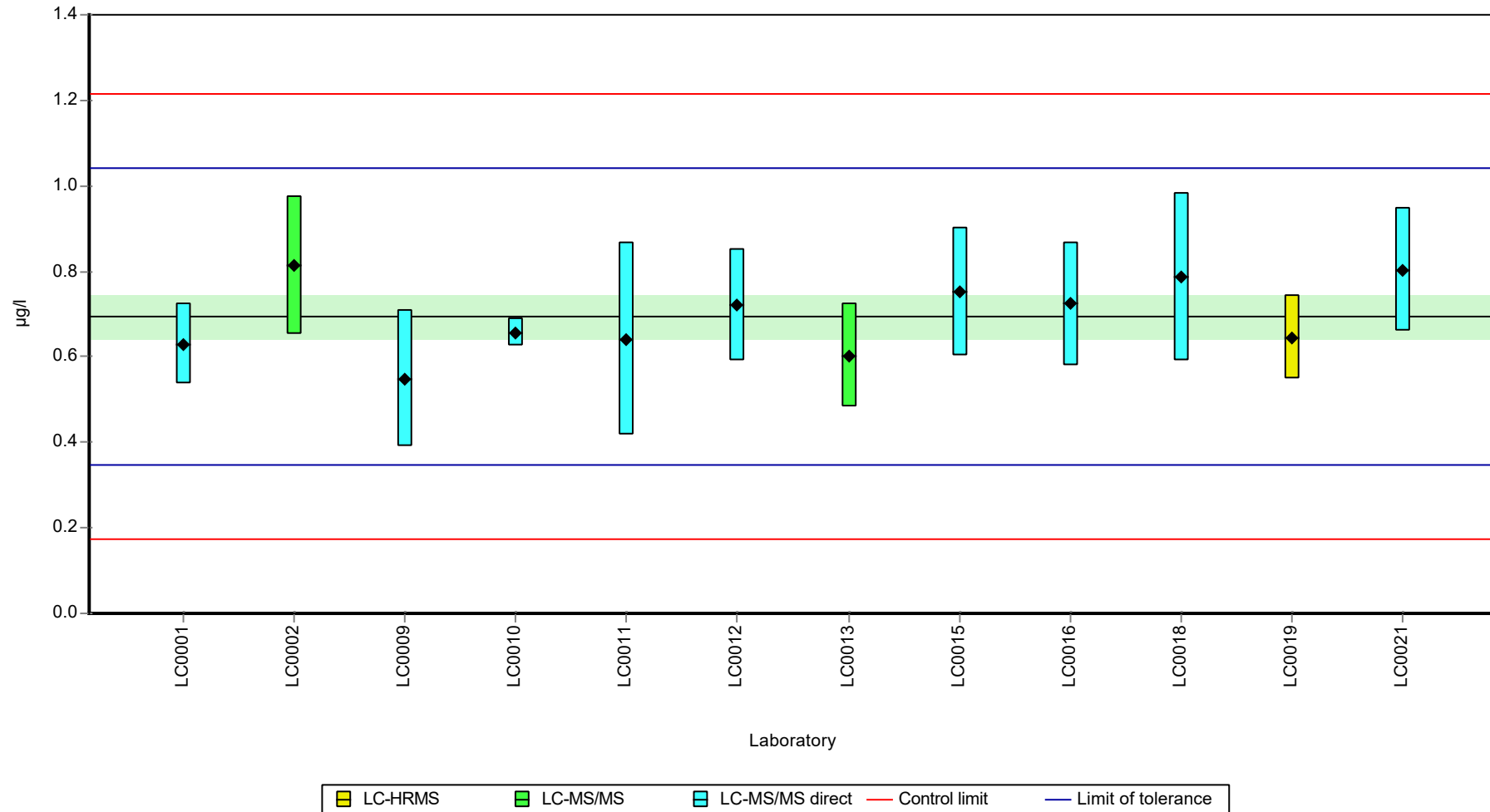
	all results	without outliers	Unit
Mean ± CI (99%)	0.694 ± 0.0737	0.694 ± 0.0737	µg/l
Minimum	0.548	0.548	µg/l
Maximum	0.813	0.813	µg/l
Standard deviation	0.0851	0.0851	µg/l
rel. standard deviation	12.3	12.3	%
n	12	12	-

Parameter oriented report Pesticides H115

Sample: H115B, Parameter: Nicosulfurone

Graphical presentation of results

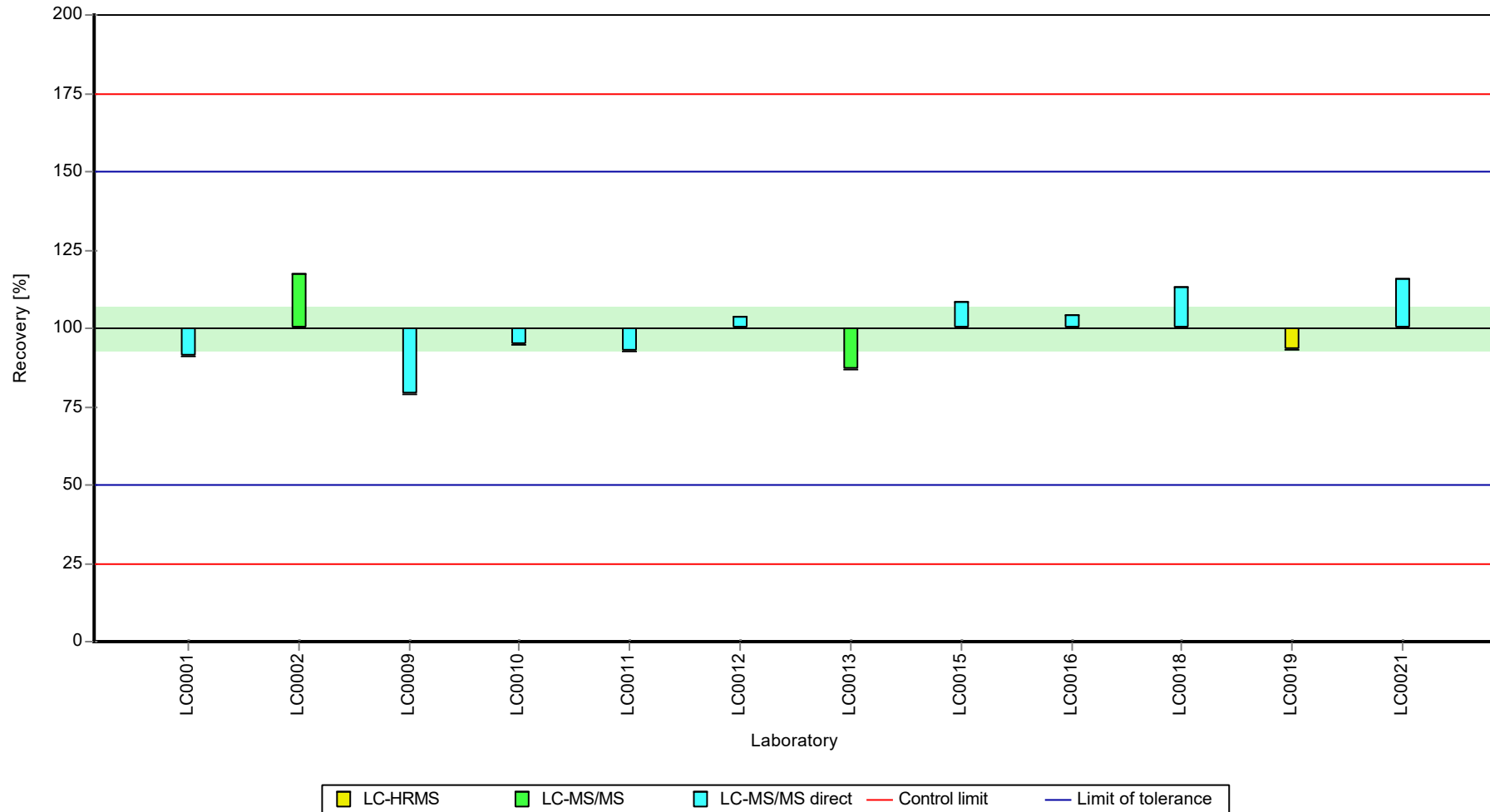
Results



Parameter oriented report Pesticides H115

Sample: H115B, Parameter: Nicosulfurone

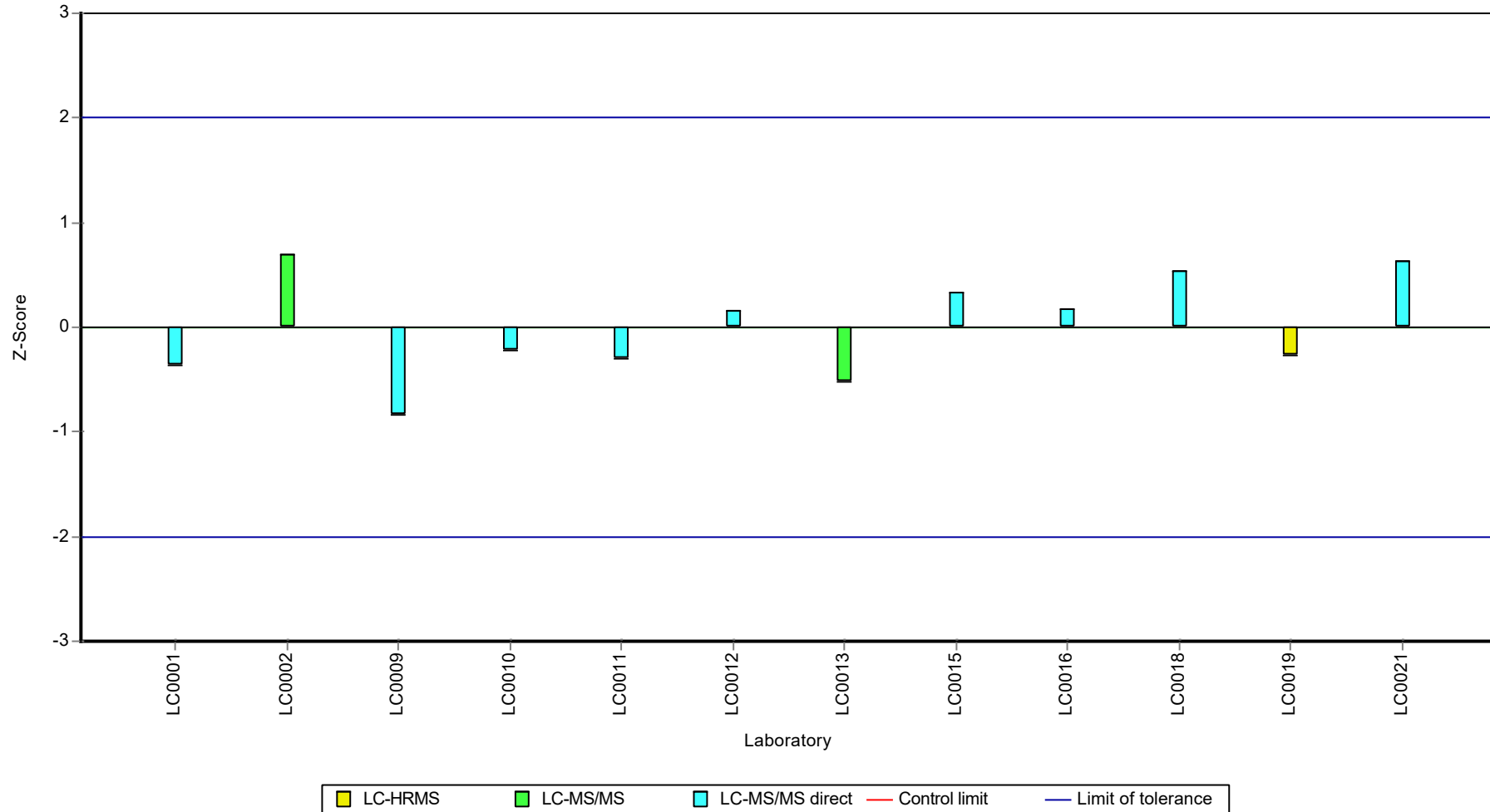
Recovery rate



Parameter oriented report Pesticides H115

Sample: H115B, Parameter: Nicosulfurone

Z-score



Parameter oriented report Pesticides H115

Sample: H115A, Parameter: Prometryn

Parameter oriented report

H115 A

Prometryn

Unit	µg/l
Assigned value ± U (k=2)	0.593 ± 0.0599
Criterion	0.0948 (16 %)
Minimum - Maximum	0.401 - 0.699
Control test value ± U (k=2)	0.819 ± 0.123

Labcode	Result	± U	Recovery [%]	z-score	Comments
LC0001	0.587	0.088	99	-0.06	
LC0002	0.252	0.05	42.5	-3.59	H
LC0003	-	-	-	-	
LC0004	-	-	-	-	
LC0005	0.472	0.071	79.6	-1.27	
LC0006	-	-	-	-	
LC0007	0.456	0.0738	76.9	-1.44	
LC0008	-	-	-	-	
LC0009	0.618	0.19	104	0.27	
LC0010	0.691	0.025	117	1.04	
LC0011	-	-	-	-	
LC0012	0.62031	0.11166	105	0.29	
LC0013	0.401	0.08	67.7	-2.02	
LC0014	0.66	0.165	111	0.71	
LC0015	0.699	0.14	118	1.12	
LC0016	-	-	-	-	
LC0017	0.625	0.013	105	0.34	
LC0018	-	-	-	-	
LC0019	0.554	0.083	93.5	-0.41	
LC0020	-	-	-	-	
LC0021	-	-	-	-	

Characteristics of parameter

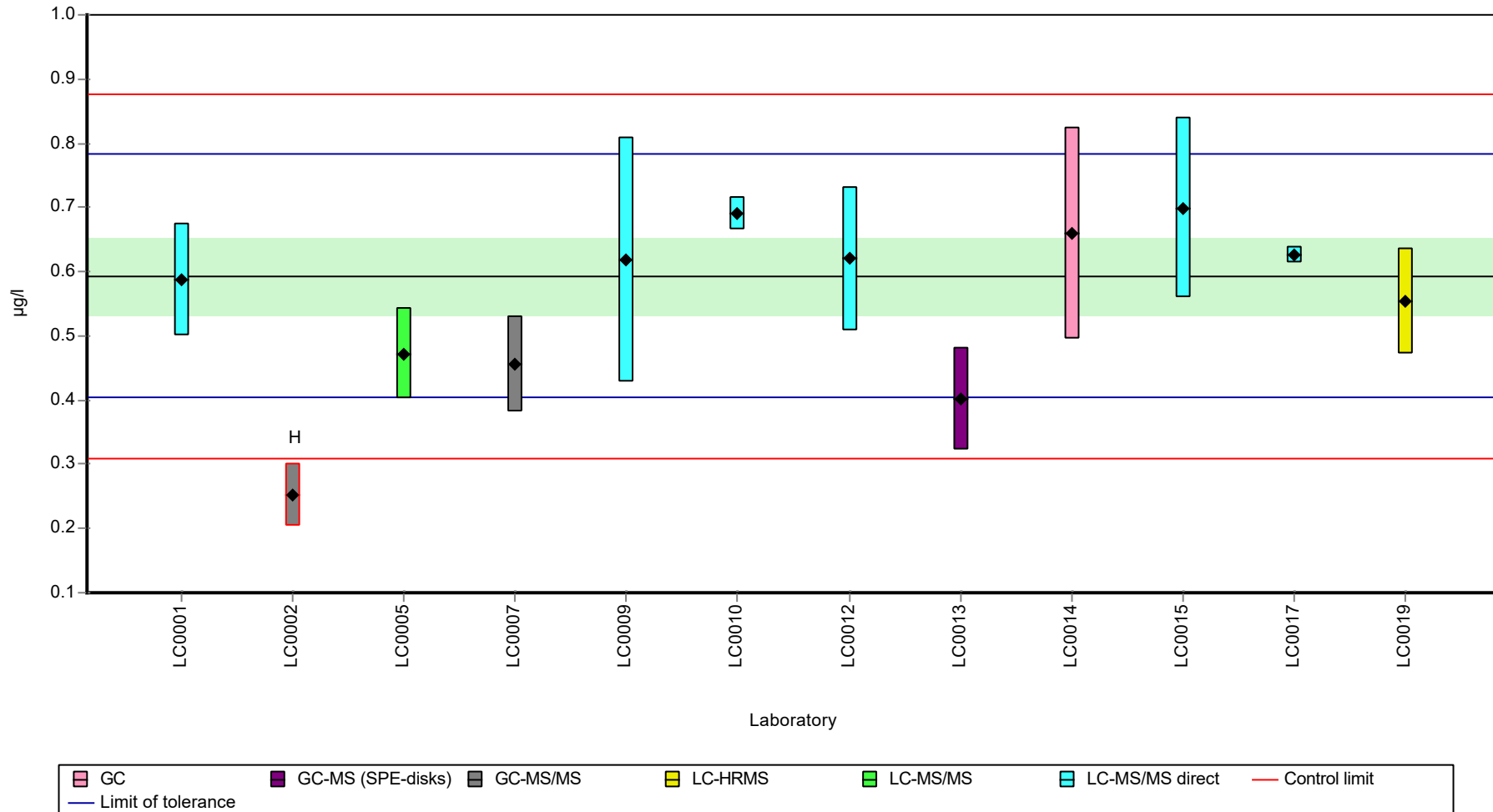
	all results	without outliers	Unit
Mean ± CI (99%)	0.553 ± 0.116	0.58 ± 0.0894	µg/l
Minimum	0.252	0.401	µg/l
Maximum	0.699	0.699	µg/l
Standard deviation	0.134	0.0989	µg/l
rel. standard deviation	24.2	17 %	
n	12	11	-

Parameter oriented report Pesticides H115

Sample: H115A, Parameter: Prometryn

Graphical presentation of results

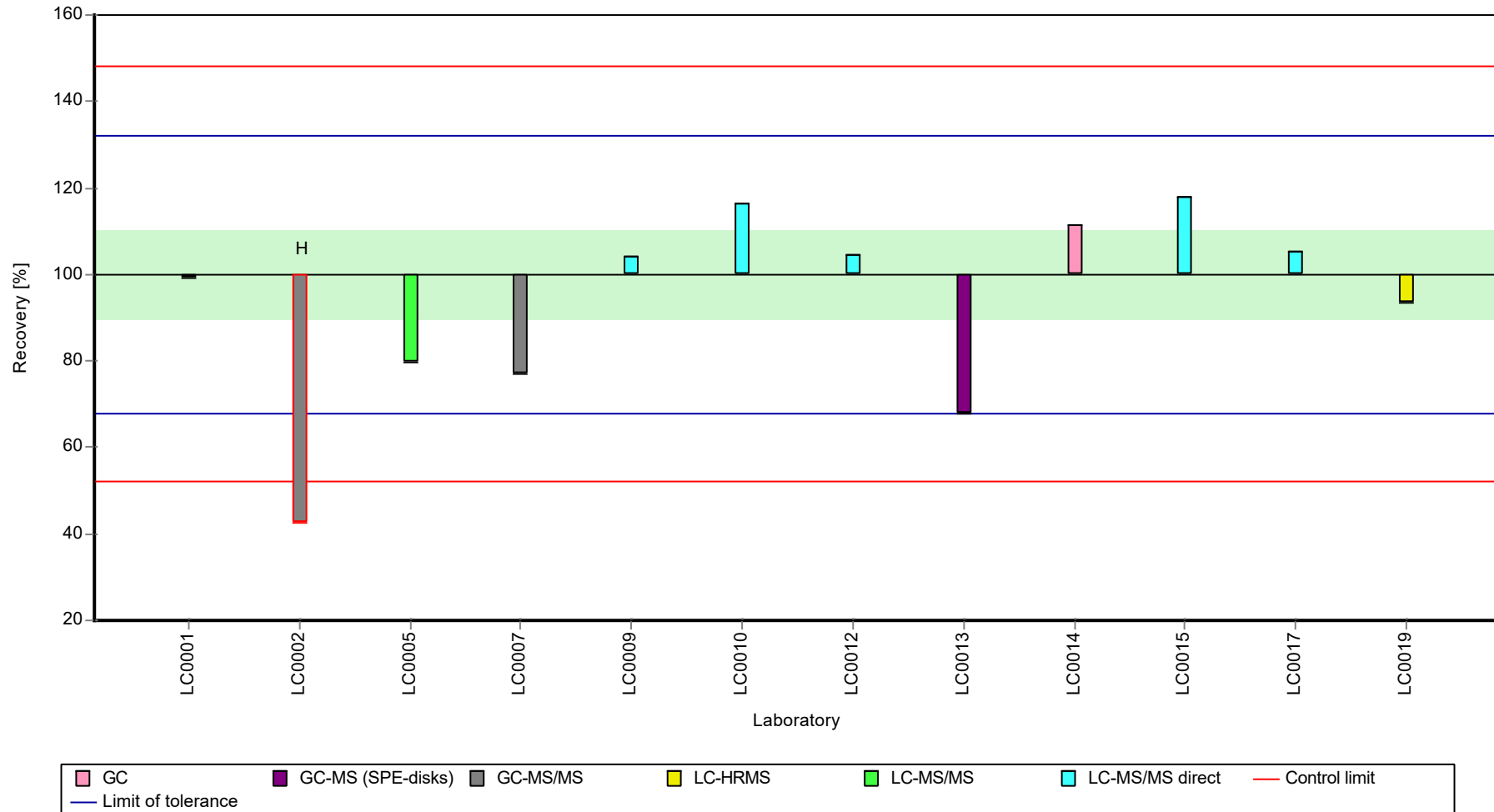
Results



Parameter oriented report Pesticides H115

Sample: H115A, Parameter: Prometryn

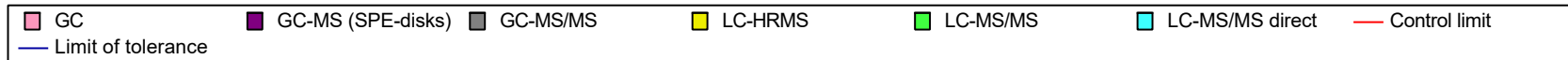
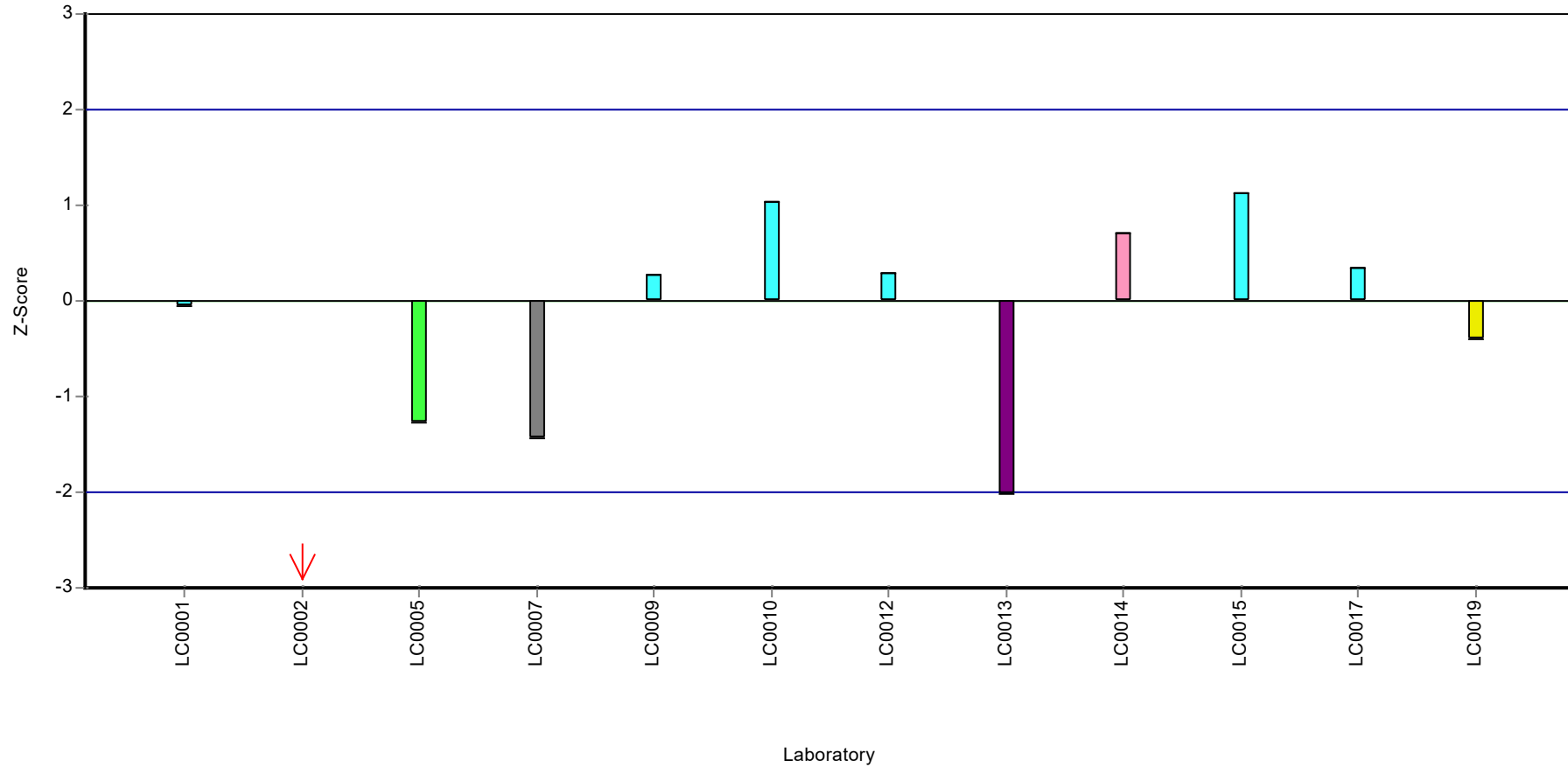
Recovery rate



Parameter oriented report Pesticides H115

Sample: H115A, Parameter: Prometryn

Z-score



Parameter oriented report Pesticides H115

Sample: H115B, Parameter: Prometryn

Parameter oriented report

H115 B

Prometryn

Unit	µg/l
Assigned value ± U (k=2)	0.34 ± 0.00812
Criterion	0.0442 (13 %)
Minimum - Maximum	0.258 - 0.357
Control test value ± U (k=2)	0.422 ± 0.063

Labcode	Result	± U	Recovery [%]	z-score	Comments
LC0001	0.349	0.052	103	0.2	
LC0002	0.143	0.029	42	-4.46	H
LC0003	-	-	-	-	
LC0004	-	-	-	-	
LC0005	0.225	0.034	66.1	-2.61	H
LC0006	-	-	-	-	
LC0007	0.258	0.0417	75.8	-1.86	
LC0008	-	-	-	-	
LC0009	0.325	0.1	95.5	-0.35	
LC0010	0.343	0.007	101	0.06	
LC0011	-	-	-	-	
LC0012	0.33557	0.0604	98.6	-0.11	
LC0013	0.231	0.046	67.9	-2.47	H
LC0014	0.324	0.081	95.2	-0.37	
LC0015	0.357	0.071	105	0.38	
LC0016	-	-	-	-	
LC0017	0.346	0.006	102	0.13	
LC0018	-	-	-	-	
LC0019	0.343	0.052	101	0.06	
LC0020	-	-	-	-	
LC0021	-	-	-	-	

Characteristics of parameter

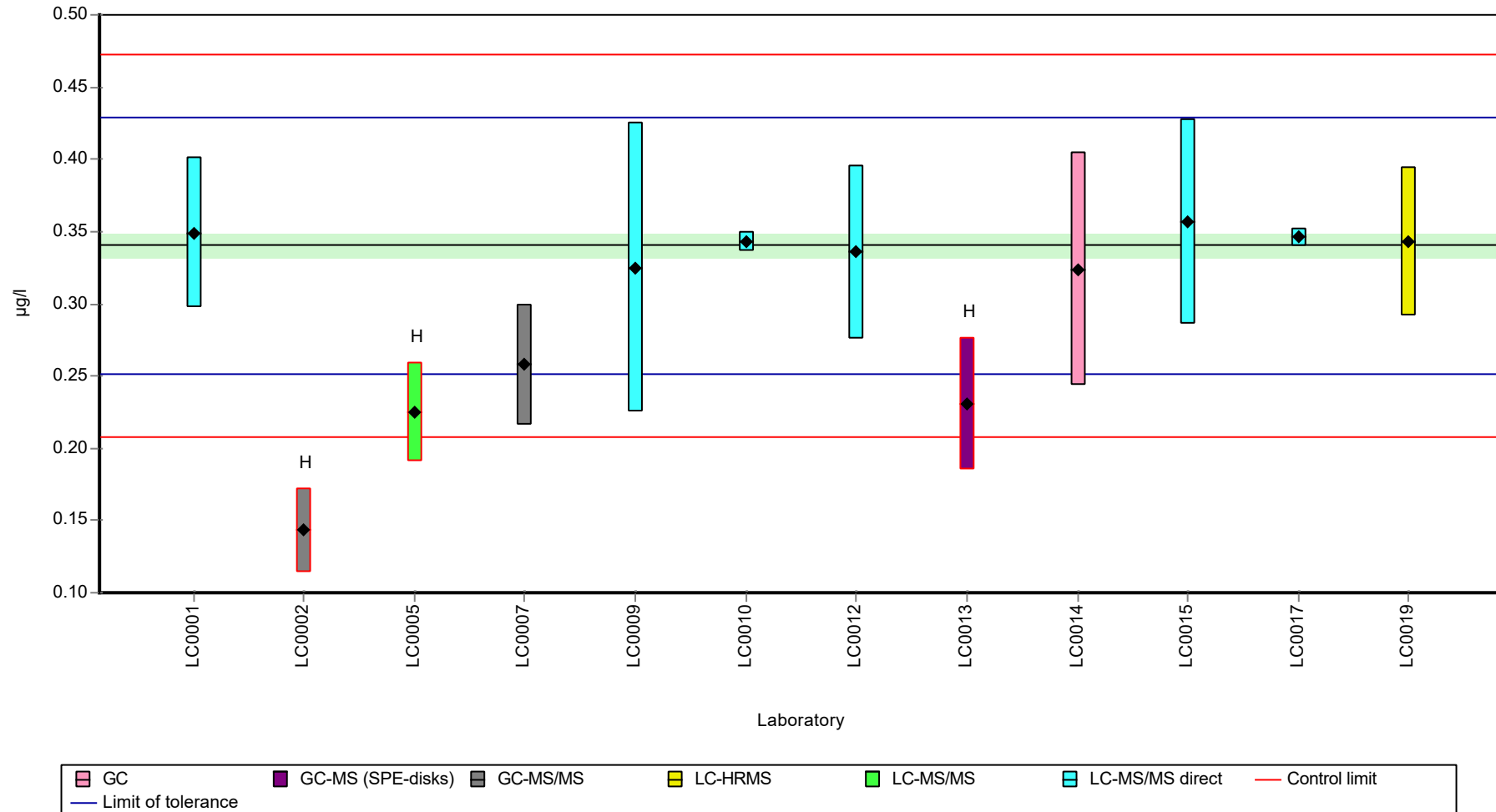
	all results	without outliers	Unit
Mean ± CI (99%)	0.298 ± 0.0588	0.331 ± 0.0295	µg/l
Minimum	0.143	0.258	µg/l
Maximum	0.357	0.357	µg/l
Standard deviation	0.0679	0.0295	µg/l
rel. standard deviation	22.8	8.9 %	
n	12	9	-

Parameter oriented report Pesticides H115

Sample: H115B, Parameter: Prometryn

Graphical presentation of results

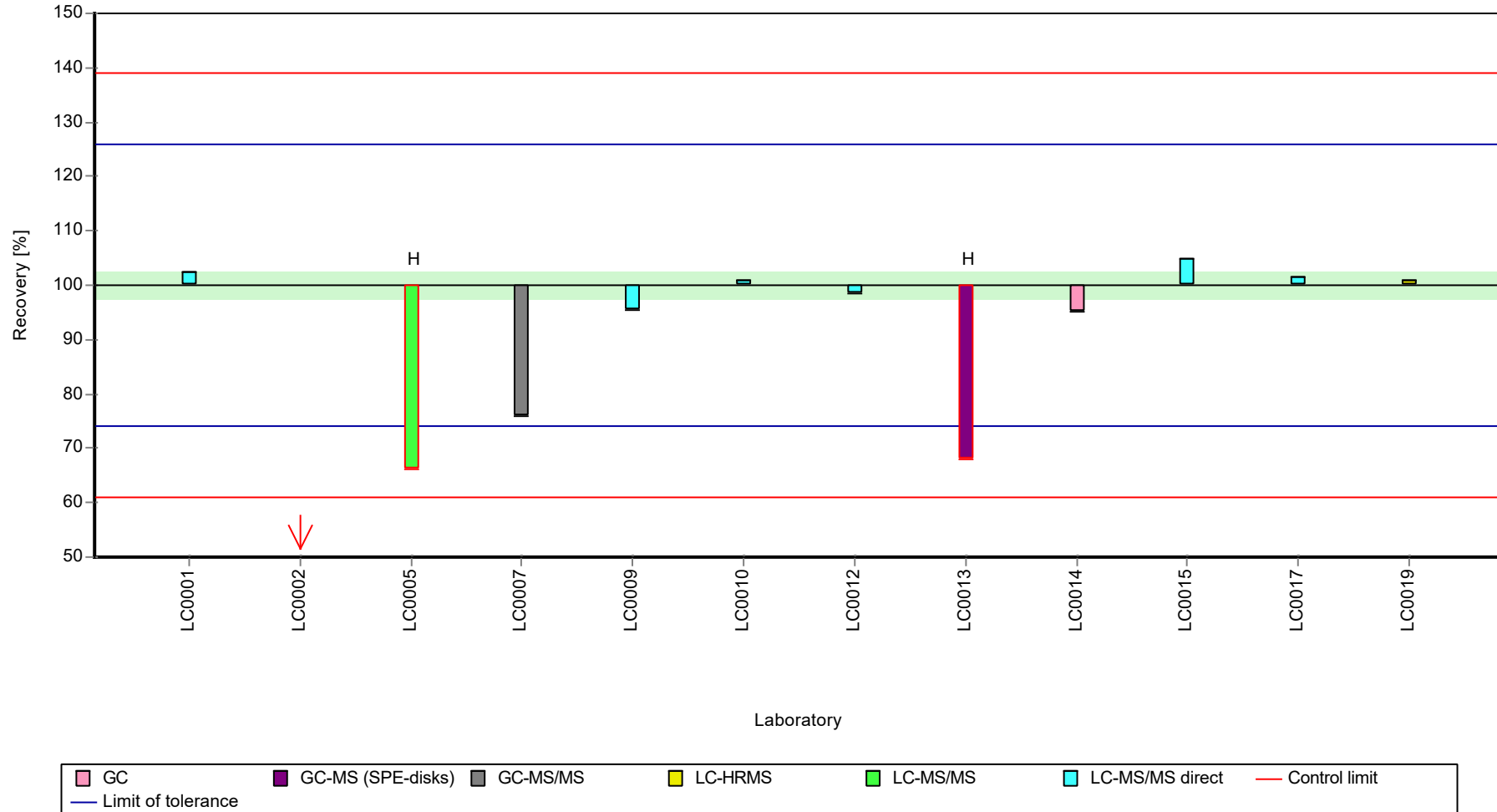
Results



Parameter oriented report Pesticides H115

Sample: H115B, Parameter: Prometryn

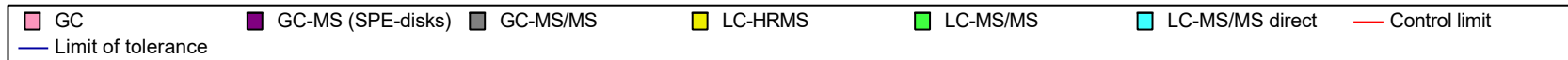
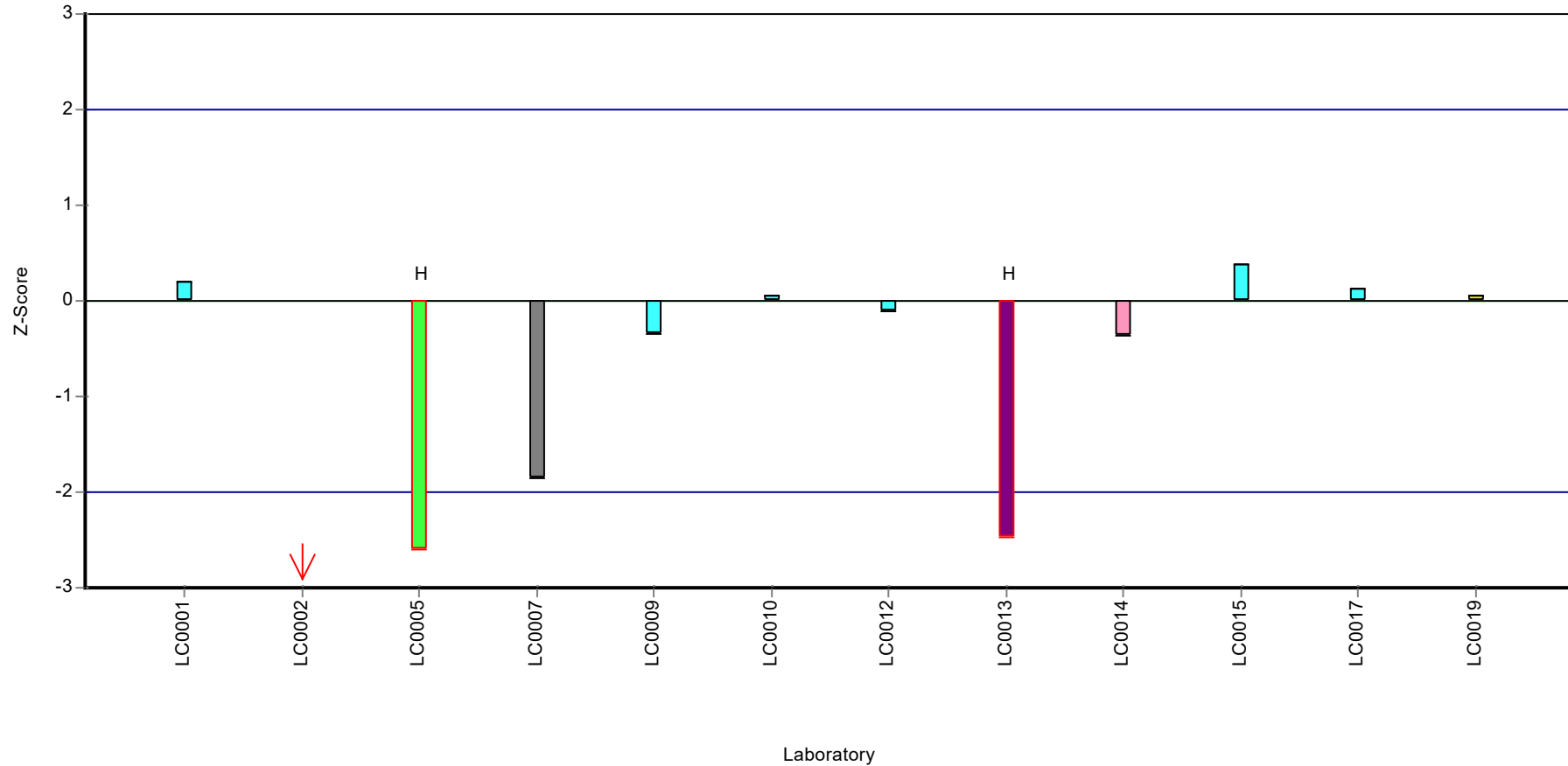
Recovery rate



Parameter oriented report Pesticides H115

Sample: H115B, Parameter: Prometryn

Z-score



Parameter oriented report Pesticides H115

Sample: H115A, Parameter: Propazine

Parameter oriented report

H115 A

Propazine

Unit	µg/l
Assigned value ± U (k=2)	0.346 ± 0.0138
Criterion	0.045 (13 %)
Minimum - Maximum	0.291 - 0.384
Control test value ± U (k=2)	0.419 ± 0.0628

Labcode	Result	± U	Recovery [%]	z-score	Comments
LC0001	0.336	0.05	97.1	-0.22	
LC0002	0.384	0.077	111	0.85	
LC0003	-	-	-	-	
LC0004	-	-	-	-	
LC0005	0.24	0.036	69.4	-2.36	H
LC0006	0.35	0.09	101	0.09	
LC0007	0.373	0.0483	108	0.6	
LC0008	-	-	-	-	
LC0009	0.378	0.11	109	0.71	
LC0010	0.331	0.007	95.7	-0.33	
LC0011	0.354	0.12	102	0.18	
LC0012	0.35259	0.06347	102	0.15	
LC0013	0.291	0.058	84.1	-1.22	
LC0014	0.371	0.105	107	0.56	
LC0015	0.362	0.072	105	0.36	
LC0016	0.318	0.064	91.9	-0.62	
LC0017	0.363	0.005	105	0.38	
LC0018	-	-	-	-	
LC0019	0.33	0.05	95.4	-0.35	
LC0020	0.364	0.05	105	0.4	
LC0021	0.322	0.068	93.1	-0.53	

Characteristics of parameter

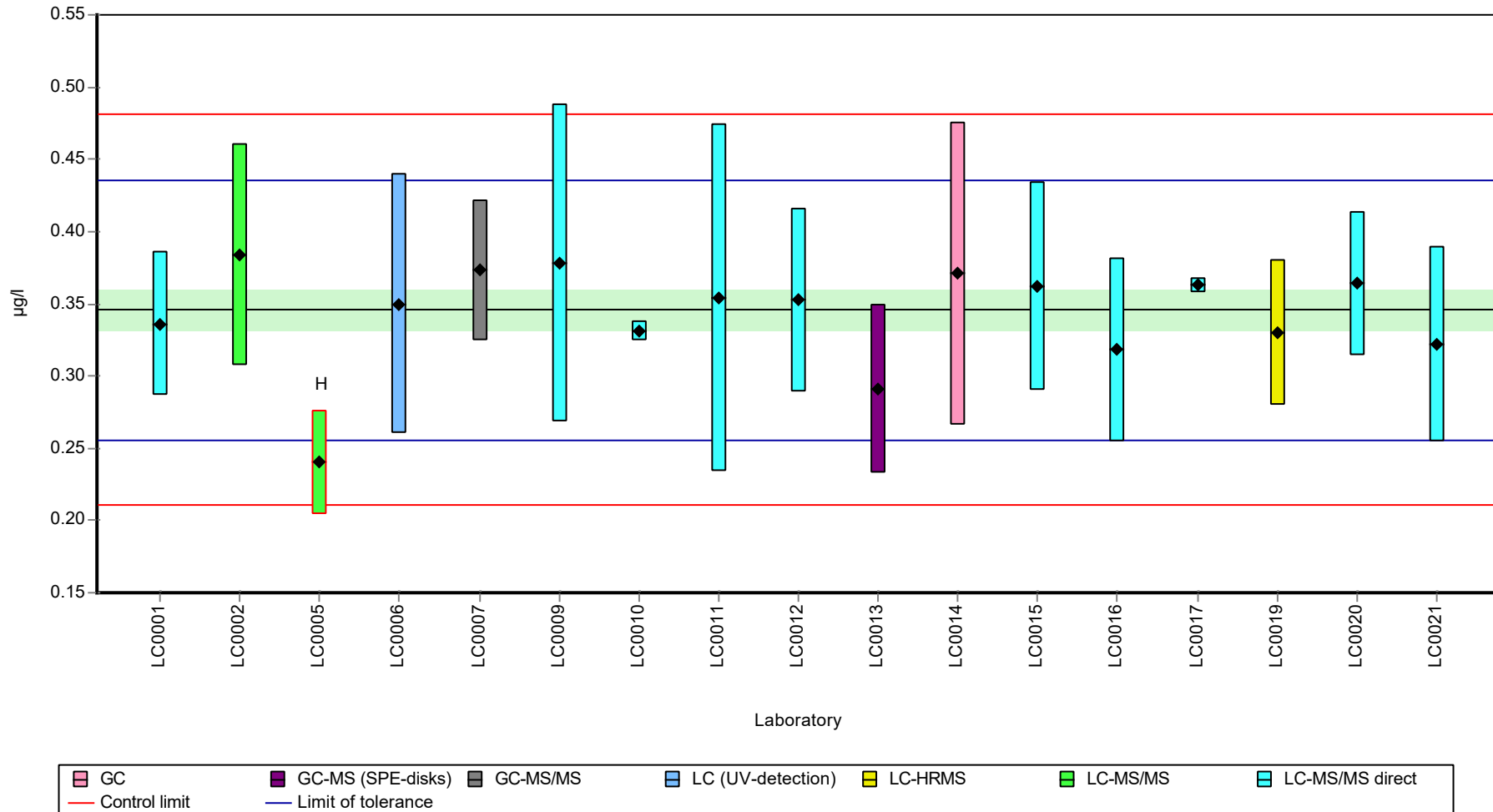
	all results	without outliers	Unit
Mean ± CI (99%)	0.342 ± 0.0262	0.349 ± 0.019	µg/l
Minimum	0.24	0.291	µg/l
Maximum	0.384	0.384	µg/l
Standard deviation	0.036	0.0254	µg/l
rel. standard deviation	10.5	7.28	%
n	17	16	-

Parameter oriented report Pesticides H115

Sample: H115A, Parameter: Propazine

Graphical presentation of results

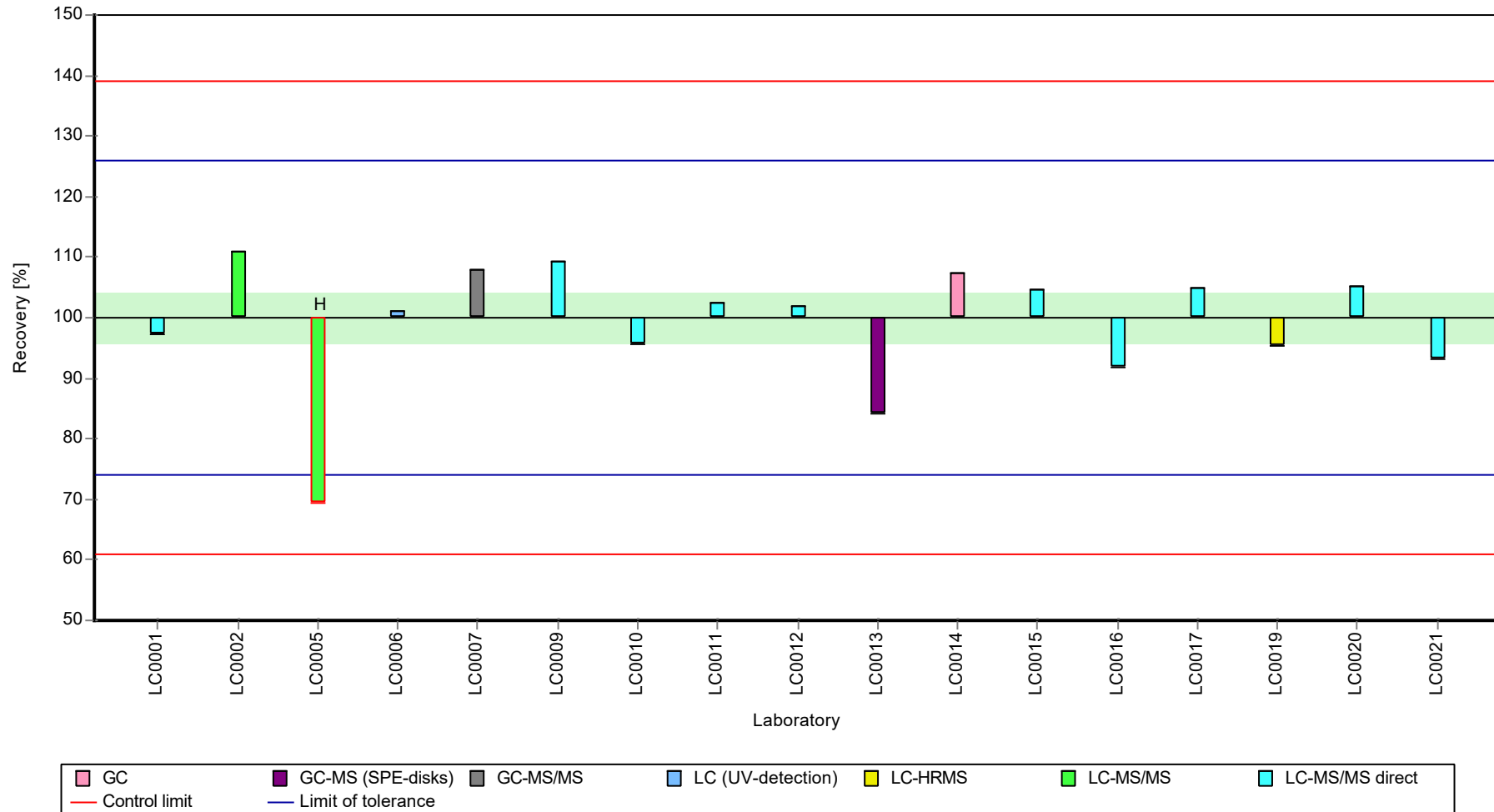
Results



Parameter oriented report Pesticides H115

Sample: H115A, Parameter: Propazine

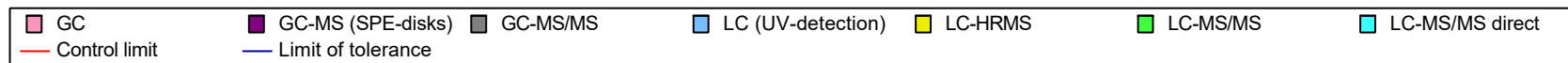
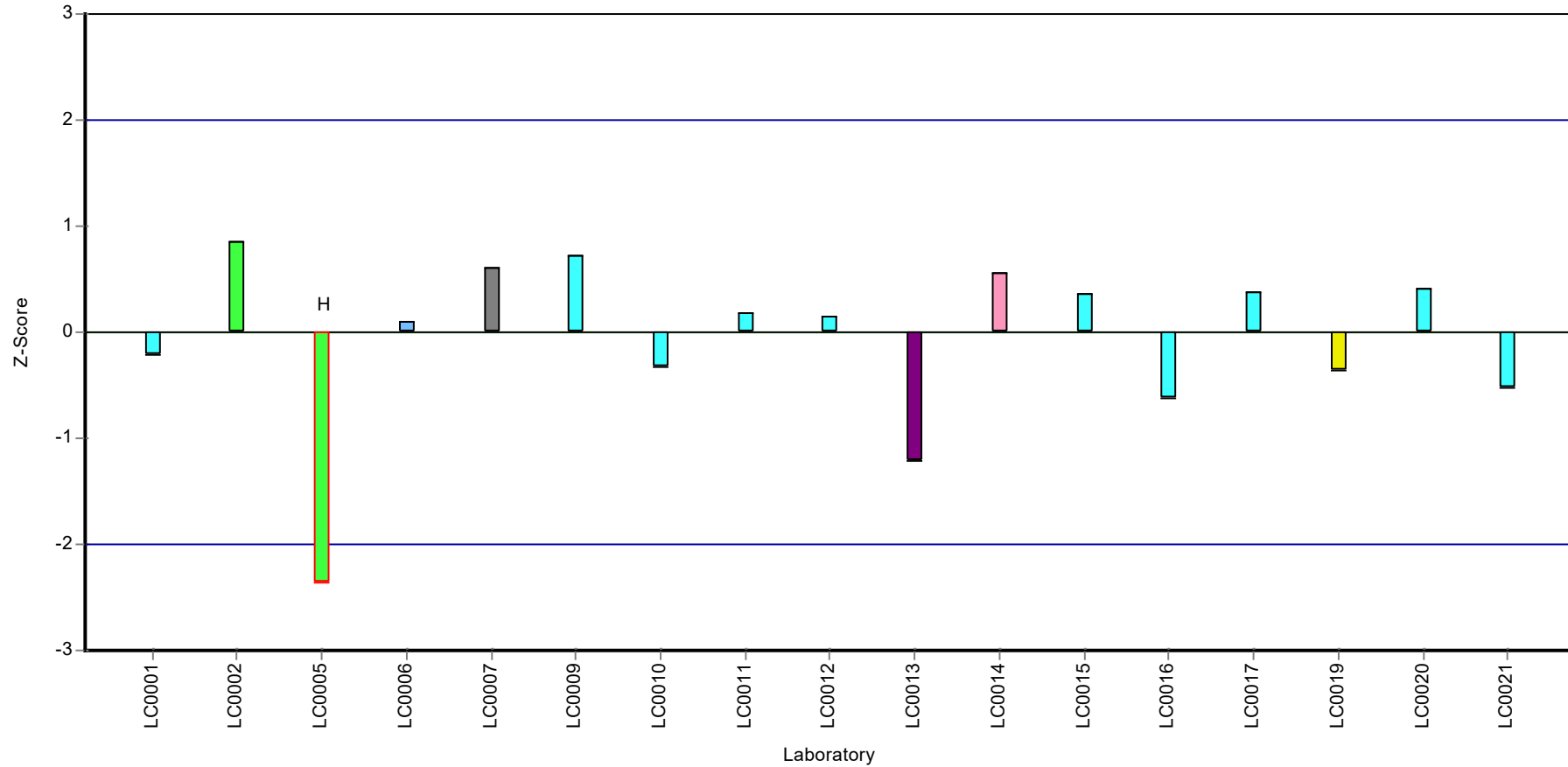
Recovery rate



Parameter oriented report Pesticides H115

Sample: H115A, Parameter: Propazine

Z-score



Parameter oriented report Pesticides H115

Sample: H115B, Parameter: Propazine

Parameter oriented report

H115 B

Propazine

Unit	µg/l
Assigned value ± U (k=2)	0.723 ± 0.0266
Criterion	0.094 (13 %)
Minimum - Maximum	0.628 - 0.8
Control test value ± U (k=2)	0.827 ± 0.124

Labcode	Result	± U	Recovery [%]	z-score	Comments
LC0001	0.694	0.104	96	-0.31	
LC0002	0.782	0.156	108	0.63	
LC0003	-	-	-	-	
LC0004	-	-	-	-	
LC0005	0.639	0.096	88.4	-0.89	
LC0006	0.711	0.182	98.4	-0.13	
LC0007	0.743	0.0961	103	0.21	
LC0008	-	-	-	-	
LC0009	0.8	0.24	111	0.82	
LC0010	0.648	0.025	89.6	-0.8	
LC0011	0.77	0.262	107	0.5	
LC0012	0.73009	0.13142	101	0.08	
LC0013	0.628	0.126	86.9	-1.01	
LC0014	0.76	0.216	105	0.39	
LC0015	0.786	0.16	109	0.67	
LC0016	0.743	0.149	103	0.21	
LC0017	0.707	0.01	97.8	-0.17	
LC0018	-	-	-	-	
LC0019	0.652	0.098	90.2	-0.75	
LC0020	0.771	0.11	107	0.51	
LC0021	0.725	0.152	100	0.02	

Characteristics of parameter

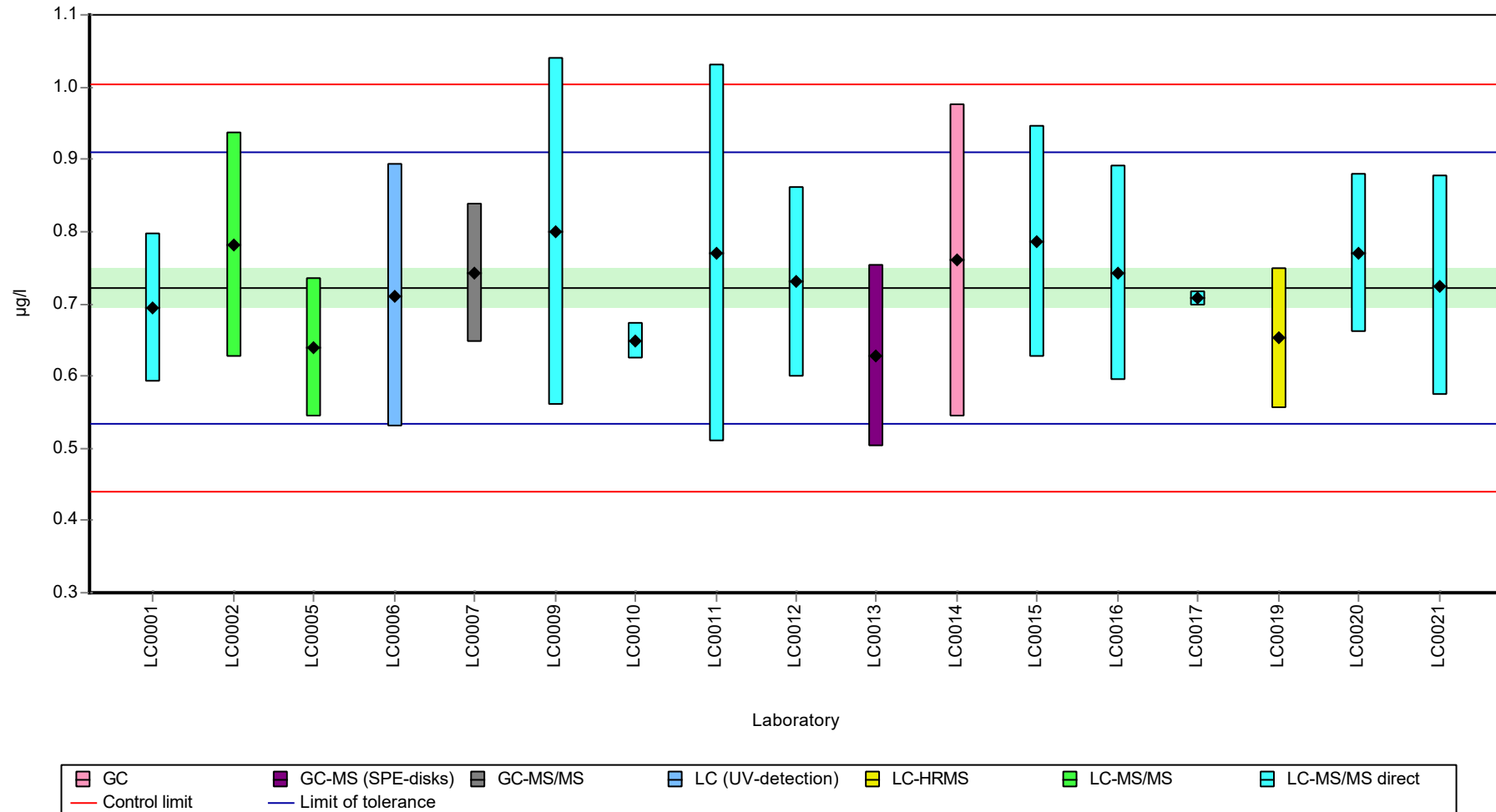
	all results	without outliers	Unit
Mean ± CI (99%)	0.723 ± 0.0399	0.723 ± 0.0399	µg/l
Minimum	0.628	0.628	µg/l
Maximum	0.8	0.8	µg/l
Standard deviation	0.0548	0.0548	µg/l
rel. standard deviation	7.58	7.58	%
n	17	17	-

Parameter oriented report Pesticides H115

Sample: H115B, Parameter: Propazine

Graphical presentation of results

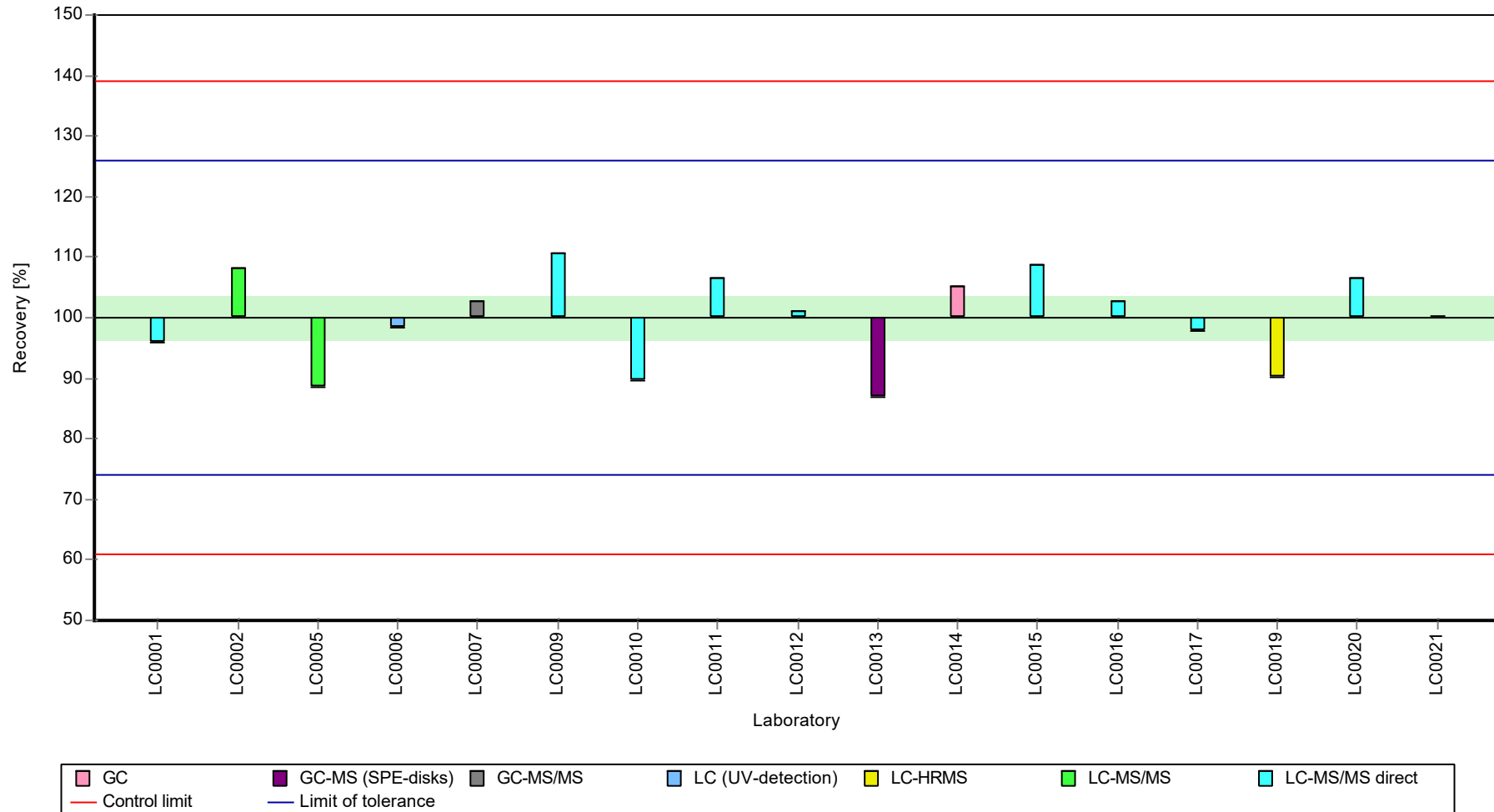
Results



Parameter oriented report Pesticides H115

Sample: H115B, Parameter: Propazine

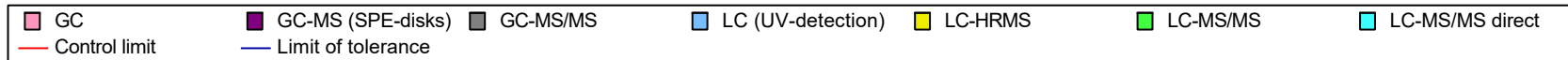
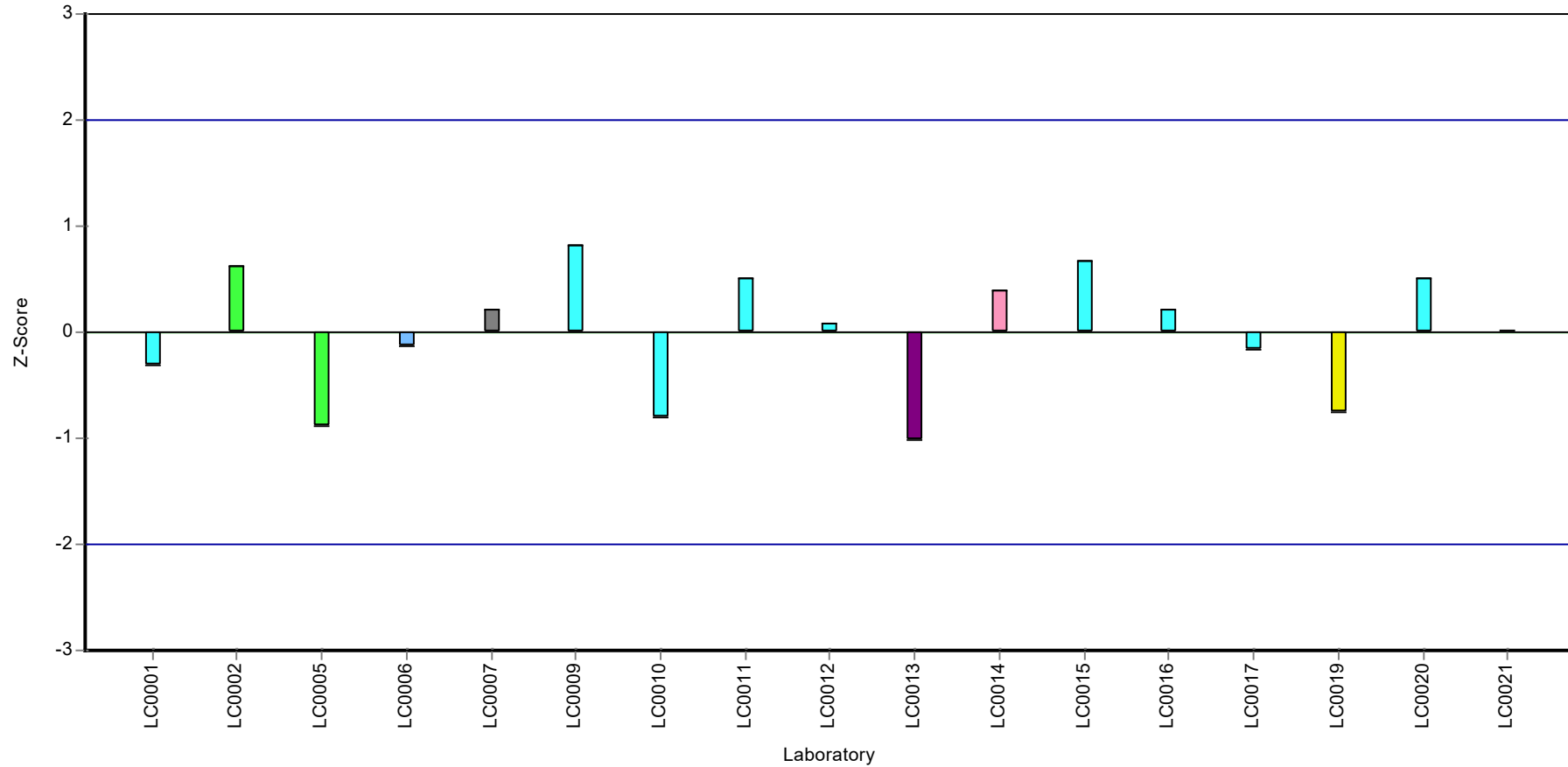
Recovery rate



Parameter oriented report Pesticides H115

Sample: H115B, Parameter: Propazine

Z-score



Parameter oriented report Pesticides H115

Sample: H115A, Parameter: Sebuthylazine

Parameter oriented report

H115 A

Sebuthylazine

Unit	µg/l
Assigned value ± U (k=2)	-
Criterion	-
Minimum - Maximum	-
Control test value ± U (k=2)	<0.025 (LOD)

Labcode	Result	± U	Recovery [%]	z-score	Comments
LC0001	< 0.019 (LOQ)	-	-	-	
LC0002	< 0.01 (LOQ)	-	-	-	
LC0003	-	-	-	-	
LC0004	-	-	-	-	
LC0005	-	-	-	-	
LC0006	< 0.05 (LOQ)	-	-	-	
LC0007	-	-	-	-	
LC0008	-	-	-	-	
LC0009	< 0.02 (LOQ)	-	-	-	
LC0010	< 0.03 (LOQ)	-	-	-	
LC0011	-	-	-	-	
LC0012	-	-	-	-	
LC0013	< 0.05 (LOQ)	-	-	-	
LC0014	< 0.05 (LOQ)	-	-	-	
LC0015	< 0.05 (LOQ)	-	-	-	
LC0016	-	-	-	-	
LC0017	< 0.025 (LOQ)	-	-	-	
LC0018	-	-	-	-	
LC0019	< 0.03 (LOQ)	-	-	-	
LC0020	0.181	0.04	-	-	FP
LC0021	-	-	-	-	

Characteristics of parameter

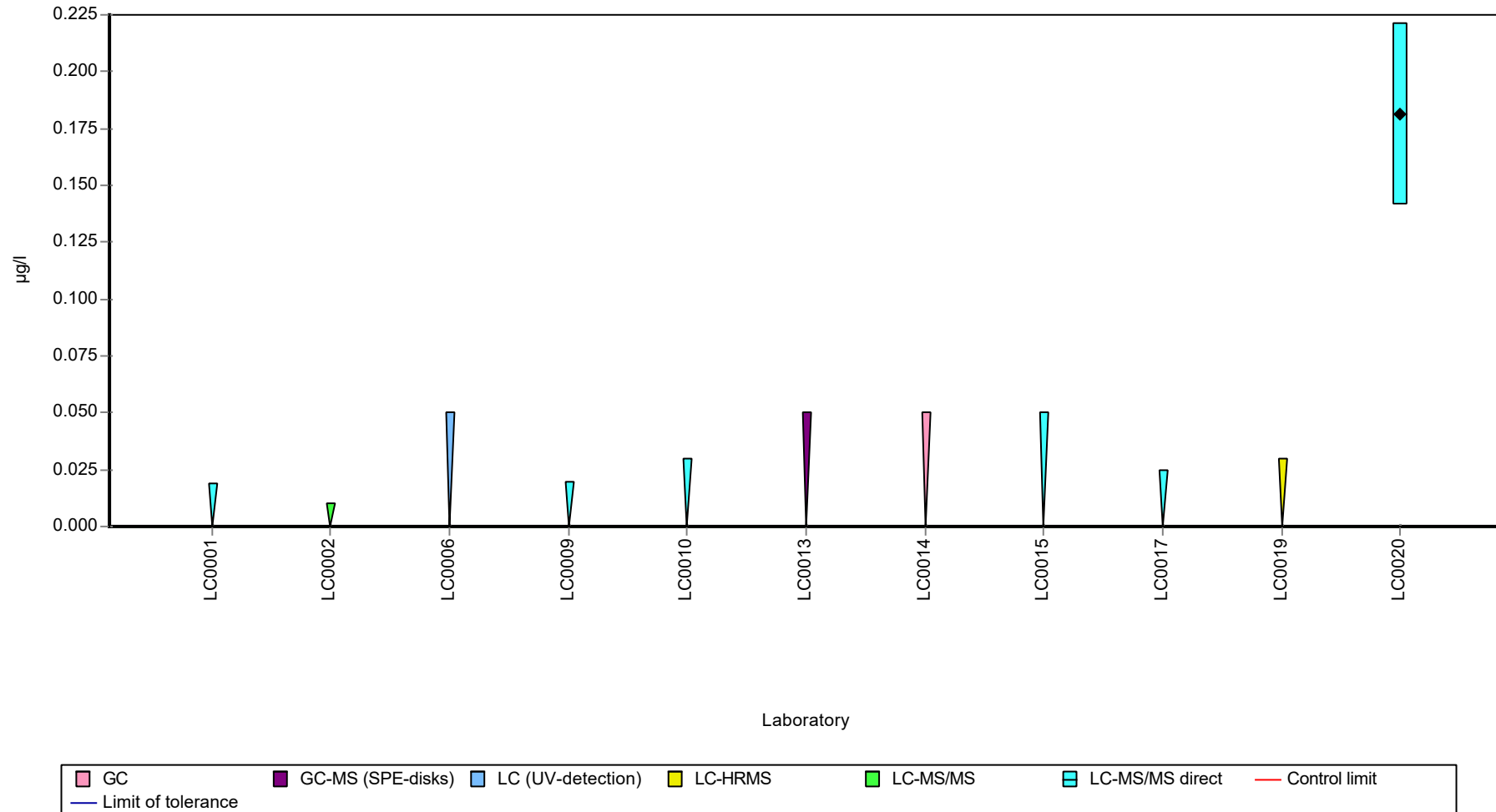
	all results	without outliers	Unit
Mean ± CI (99%)	-	-	µg/l
Minimum	0.181	0.181	µg/l
Maximum	0.181	0.181	µg/l
Standard deviation	-	-	µg/l
rel. standard deviation	-	-	%
n	1	1	-

Parameter oriented report Pesticides H115

Sample: H115A, Parameter: Sebuthylazine

Graphical presentation of results

Results



Parameter oriented report Pesticides H115

Sample: H115B, Parameter: Sebuthylazine

Parameter oriented report

H115 B

Sebuthylazine

Unit	µg/l
Assigned value ± U (k=2)	0.691 ± 0.0428
Criterion	0.0643 (9.3 %)
Minimum - Maximum	0.54 - 0.797
Control test value ± U (k=2)	0.752 ± 0.113

Labcode	Result	± U	Recovery [%]	z-score	Comments
LC0001	0.632	0.095	91.4	-0.92	
LC0002	0.707	0.141	102	0.24	
LC0003	-	-	-	-	
LC0004	-	-	-	-	
LC0005	-	-	-	-	
LC0006	0.678	0.183	98.1	-0.21	
LC0007	-	-	-	-	
LC0008	-	-	-	-	
LC0009	0.78	0.23	113	1.38	
LC0010	0.707	0.028	102	0.24	
LC0011	0.797	0.2	115	1.64	
LC0012	-	-	-	-	
LC0013	0.54	0.108	78.1	-2.35	
LC0014	0.682	0.15	98.7	-0.14	
LC0015	0.745	0.15	108	0.84	
LC0016	-	-	-	-	
LC0017	0.658	0.02	95.2	-0.52	
LC0018	-	-	-	-	
LC0019	0.678	0.102	98.1	-0.21	
LC0020	0.406	0.08	58.7	-4.44	H
LC0021	-	-	-	-	

Characteristics of parameter

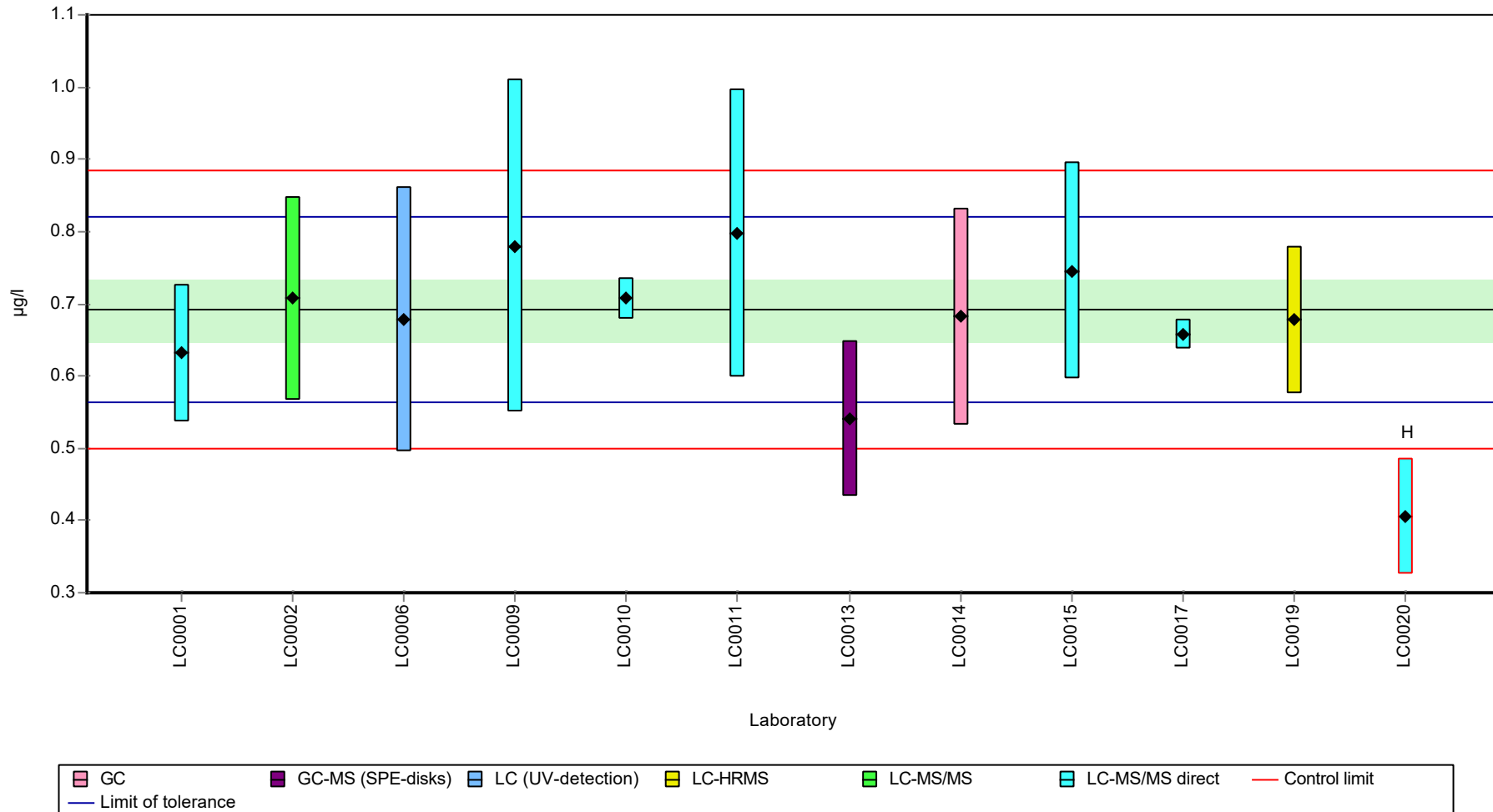
	all results	without outliers	Unit
Mean ± CI (99%)	0.667 ± 0.0923	0.691 ± 0.0642	µg/l
Minimum	0.406	0.54	µg/l
Maximum	0.797	0.797	µg/l
Standard deviation	0.107	0.071	µg/l
rel. standard deviation	16	10.3	%
n	12	11	-

Parameter oriented report Pesticides H115

Sample: H115B, Parameter: Sebuthylazine

Graphical presentation of results

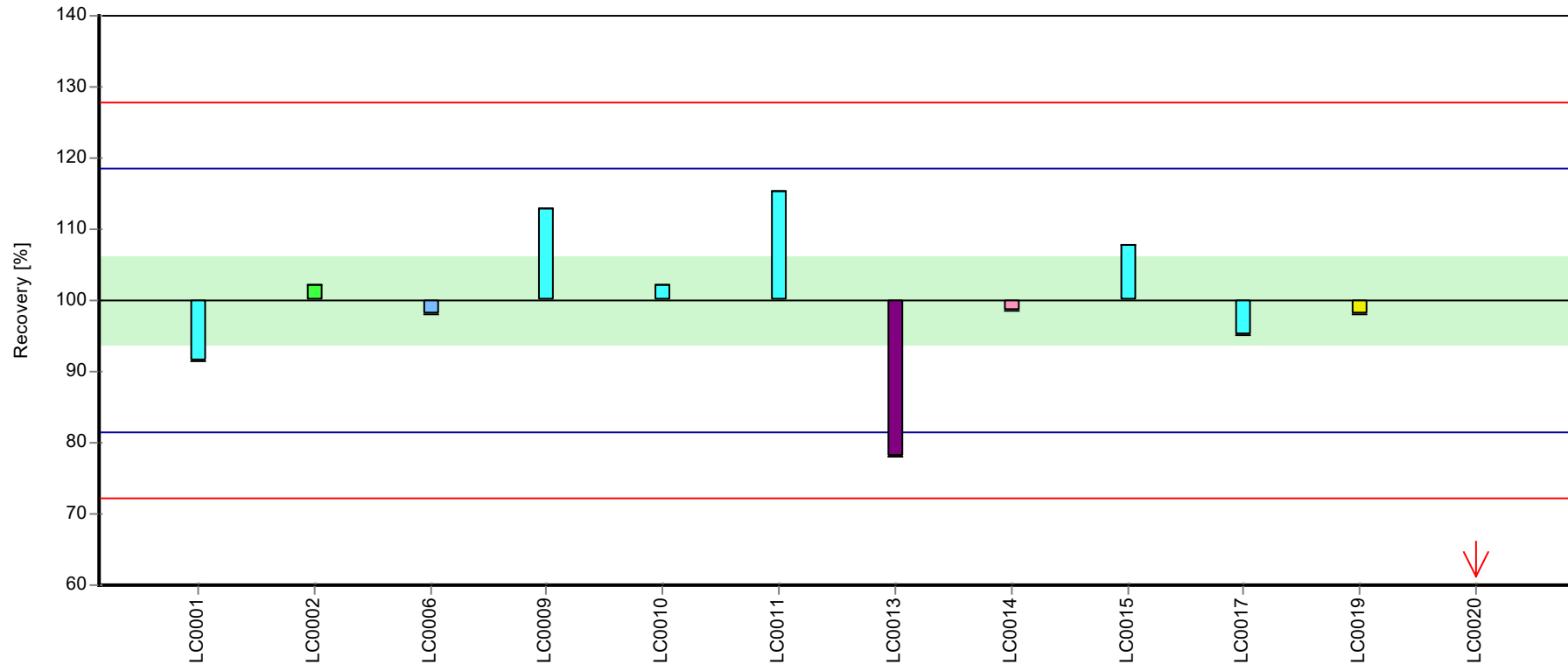
Results



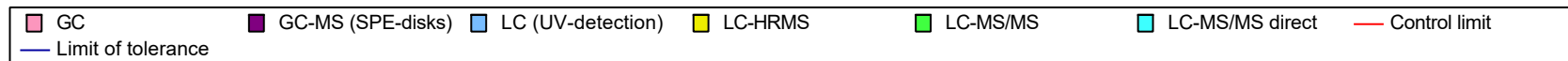
Parameter oriented report Pesticides H115

Sample: H115B, Parameter: Sebuthylazine

Recovery rate



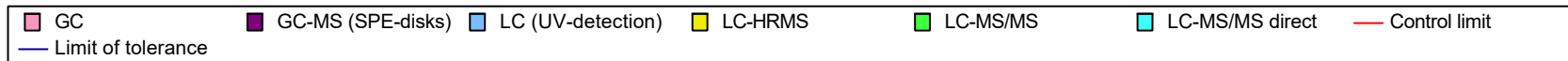
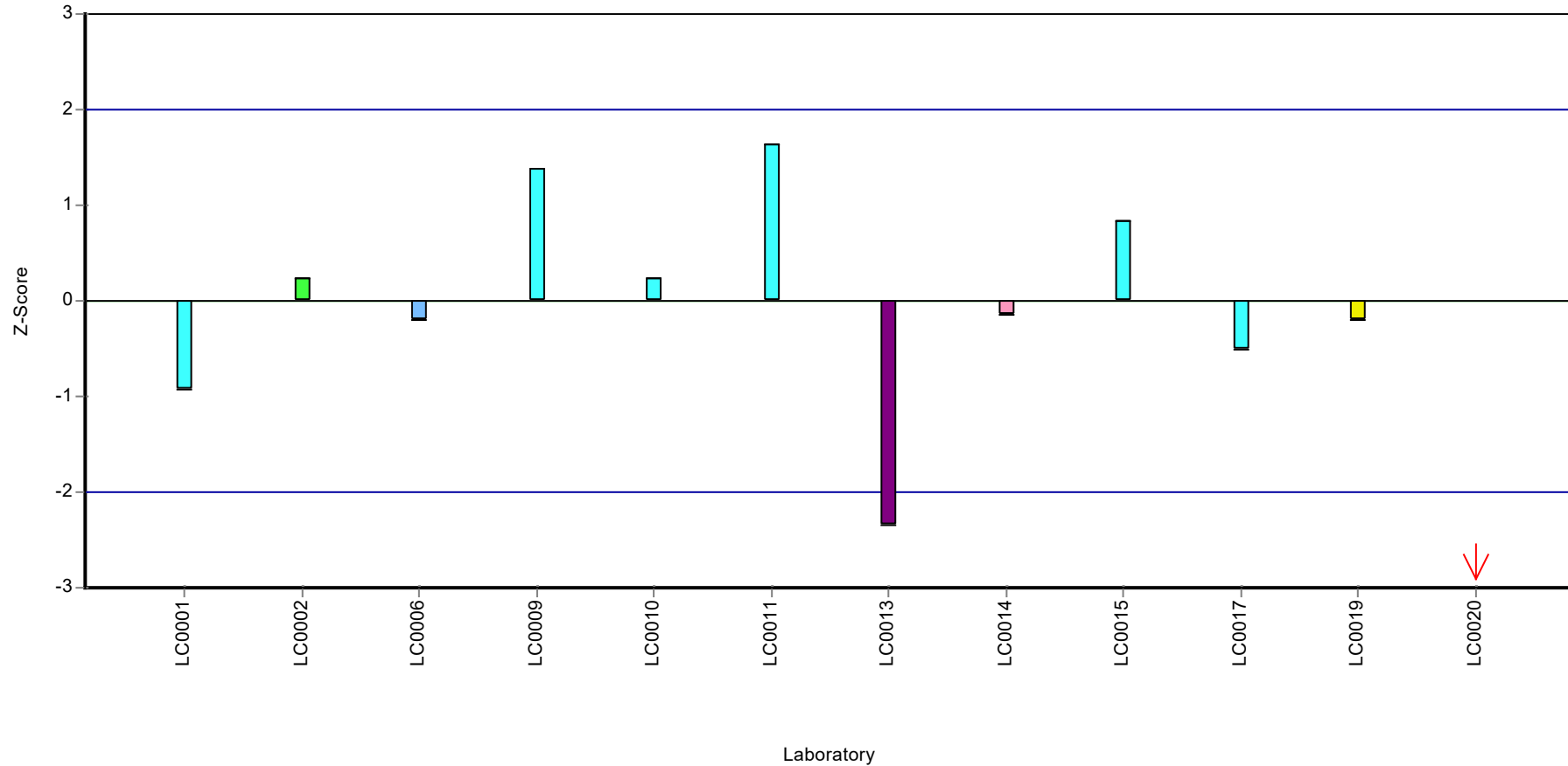
Laboratory



Parameter oriented report Pesticides H115

Sample: H115B, Parameter: Sebuthylazine

Z-score



Parameter oriented report Pesticides H115

Sample: H115A, Parameter: Simazine

Parameter oriented report

H115 A

Simazine

Unit	µg/l
Assigned value ± U (k=2)	0.167 ± 0.00807
Criterion	0.0184 (11 %)
Minimum - Maximum	0.139 - 0.194
Control test value ± U (k=2)	0.147 ± 0.0221

Labcode	Result	± U	Recovery [%]	z-score	Comments
LC0001	0.158	0.024	94.7	-0.48	
LC0002	0.179	0.036	107	0.66	
LC0003	0.233	0.035	140	3.6	H
LC0004	0.14	0.042	83.9	-1.46	
LC0005	0.1	0.015	59.9	-3.64	H
LC0006	0.139	0.038	83.3	-1.52	
LC0007	0.191	0.0255	114	1.32	
LC0008	0.74	0.12	444	31.23	H
LC0009	0.158	0.05	94.7	-0.48	
LC0010	0.158	0.007	94.7	-0.48	
LC0011	0.194	0.031	116	1.48	
LC0012	0.17017	0.03063	102	0.18	
LC0013	0.149	0.03	89.3	-0.97	
LC0014	0.166	0.071	99.5	-0.05	
LC0015	0.174	0.035	104	0.39	
LC0016	0.154	0.031	92.3	-0.7	
LC0017	0.165	0.002	98.9	-0.1	
LC0018	0.1893	0.0473	113	1.22	
LC0019	0.101	0.015	60.5	-3.59	H
LC0020	0.174	0.04	104	0.39	
LC0021	0.178	0.034	107	0.61	

Characteristics of parameter

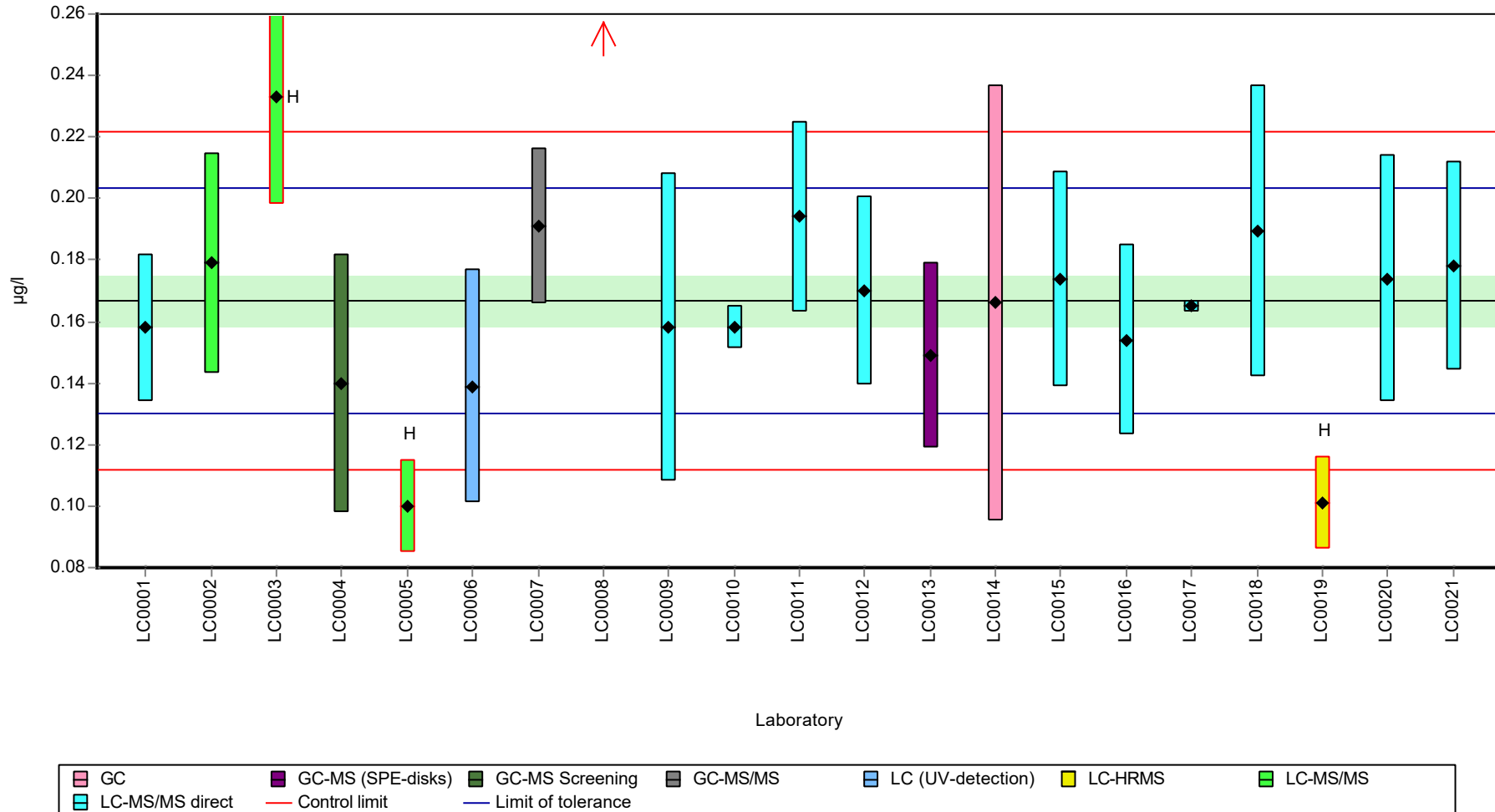
	all results	without outliers	Unit
Mean ± CI (99%)	0.191 ± 0.0846	0.167 ± 0.0121	µg/l
Minimum	0.1	0.139	µg/l
Maximum	0.74	0.194	µg/l
Standard deviation	0.129	0.0166	µg/l
rel. standard deviation	67.7	9.97	%
n	21	17	-

Parameter oriented report Pesticides H115

Sample: H115A, Parameter: Simazine

Graphical presentation of results

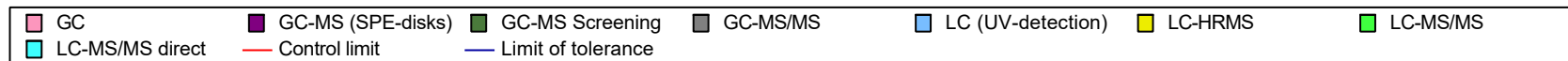
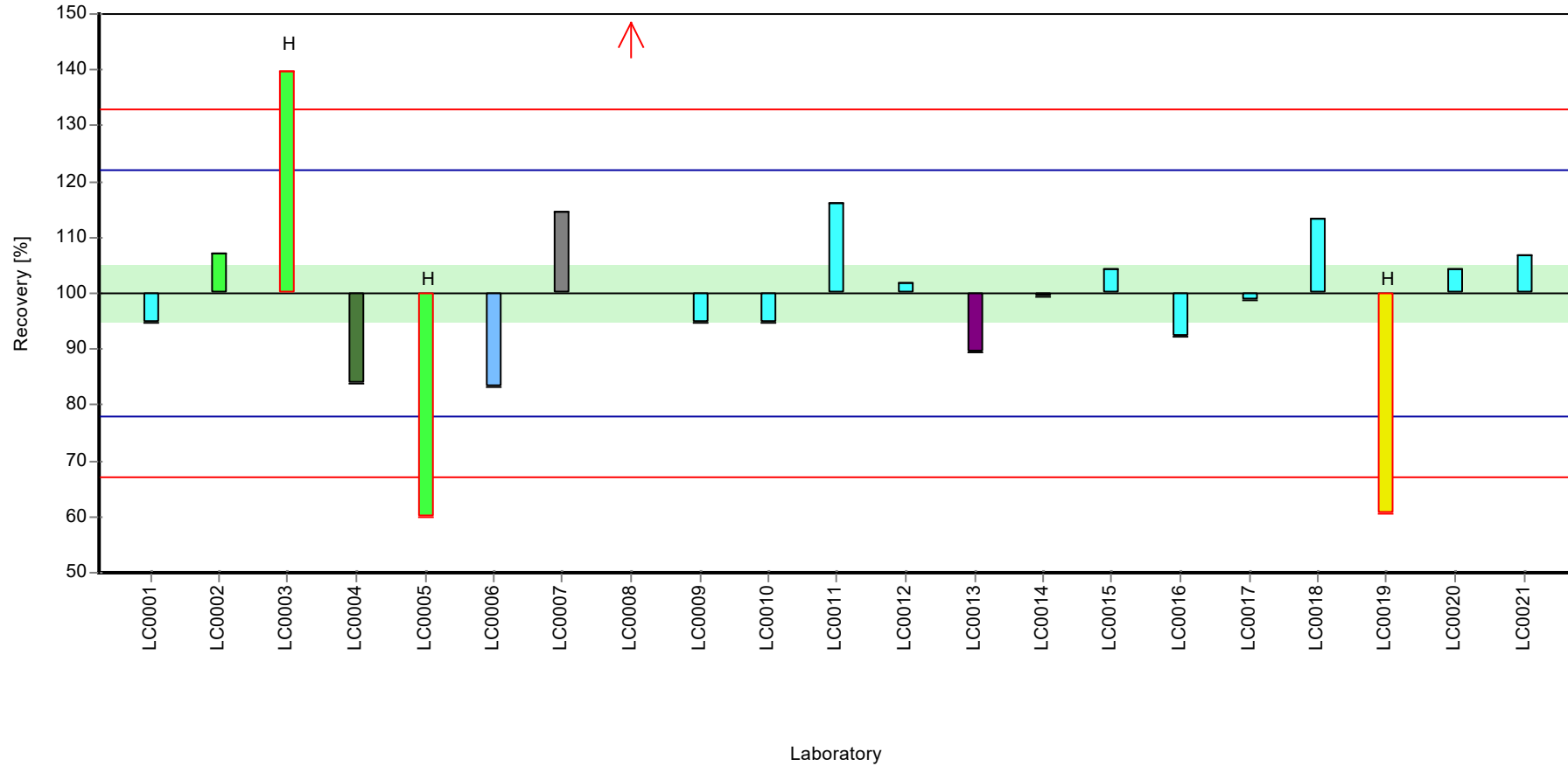
Results



Parameter oriented report Pesticides H115

Sample: H115A, Parameter: Simazine

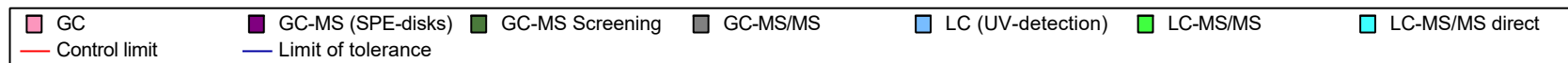
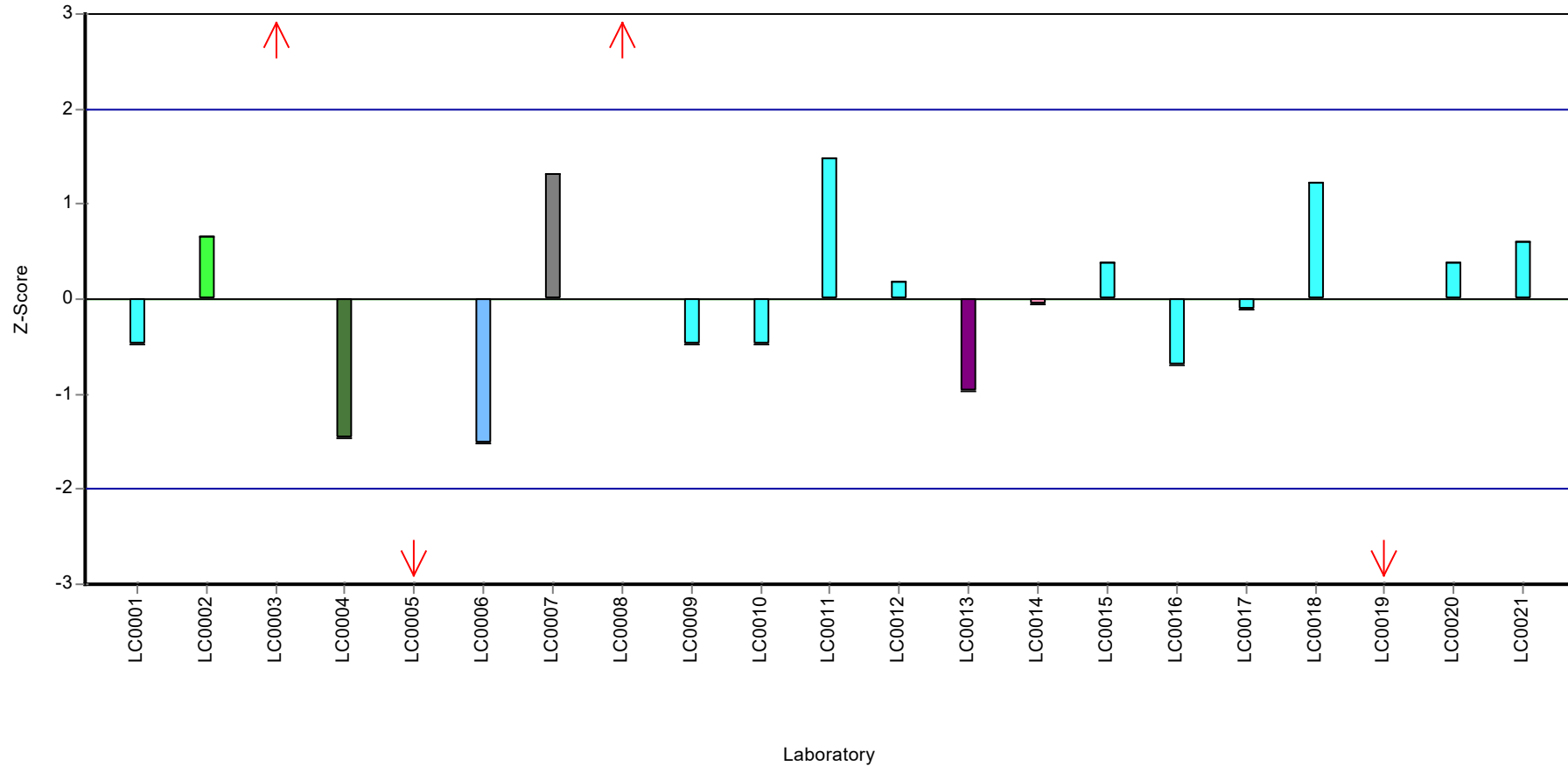
Recovery rate



Parameter oriented report Pesticides H115

Sample: H115A, Parameter: Simazine

Z-score



Parameter oriented report Pesticides H115

Sample: H115B, Parameter: Simazine

Parameter oriented report

H115 B

Simazine

Unit	µg/l
Assigned value ± U (k=2)	0.163 ± 0.0114
Criterion	0.0179 (11 %)
Minimum - Maximum	0.111 - 0.21
Control test value ± U (k=2)	0.149 ± 0.0224

Labcode	Result	± U	Recovery [%]	z-score	Comments
LC0001	0.16	0.024	98.4	-0.15	
LC0002	0.171	0.034	105	0.47	
LC0003	0.21	0.032	129	2.65	
LC0004	0.122	0.037	75	-2.27	
LC0005	0.111	0.017	68.3	-2.89	
LC0006	0.142	0.039	87.3	-1.15	
LC0007	0.325	0.0435	200	9.08	H
LC0008	0.885	0.14	544	40.38	H
LC0009	0.15	0.05	92.2	-0.71	
LC0010	0.141	0.007	86.7	-1.21	
LC0011	0.182	0.029	112	1.08	
LC0012	0.16376	0.02948	101	0.06	
LC0013	0.163	0.033	100	0.02	
LC0014	0.18	0.077	111	0.97	
LC0015	0.171	0.034	105	0.47	
LC0016	0.156	0.031	95.9	-0.37	
LC0017	0.158	0.004	97.2	-0.26	
LC0018	0.2033	0.0508	125	2.27	
LC0019	0.147	0.022	90.4	-0.87	
LC0020	0.173	0.04	106	0.58	
LC0021	0.186	0.035	114	1.31	

Characteristics of parameter

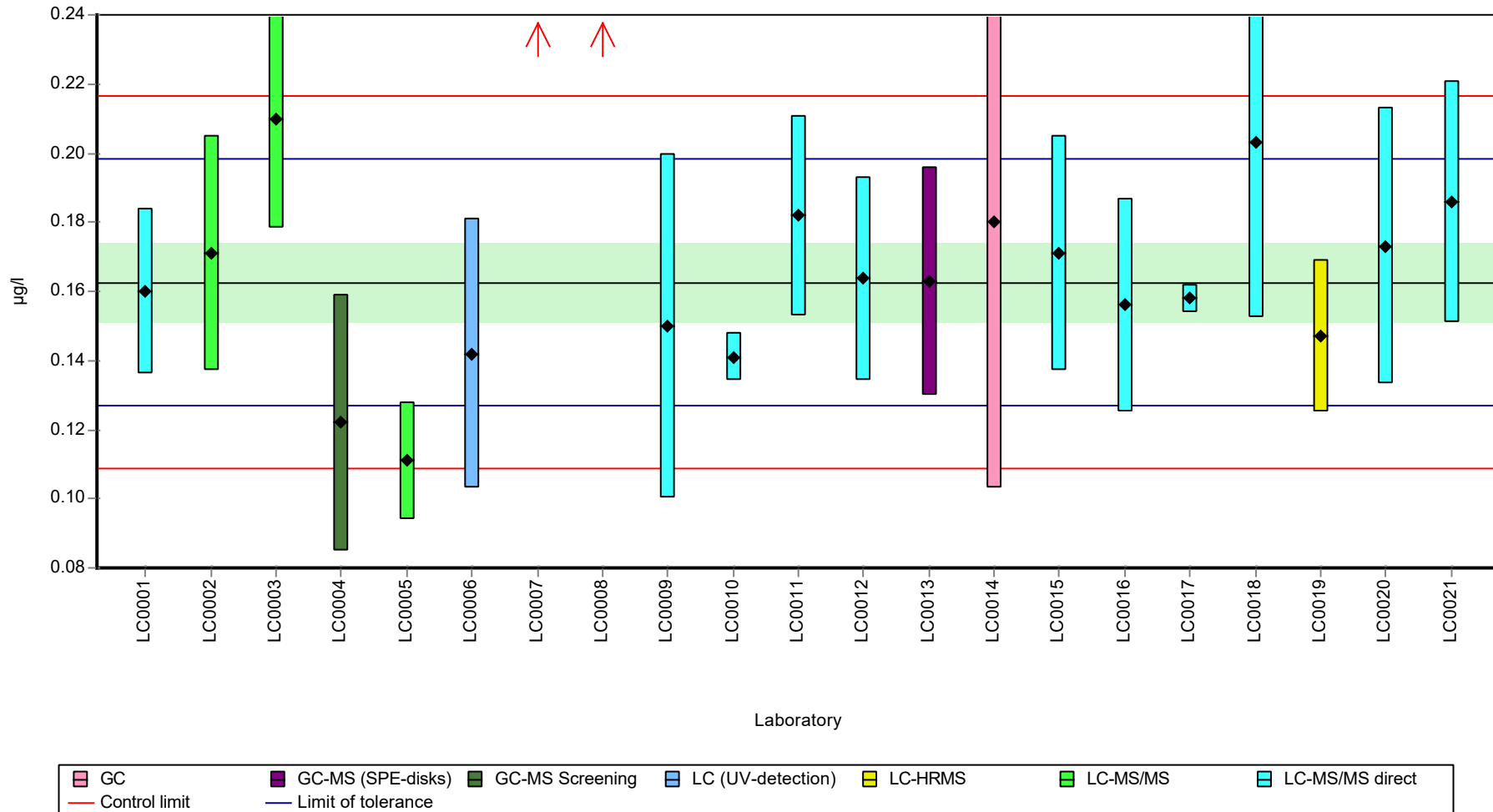
	all results	without outliers	Unit
Mean ± CI (99%)	0.205 ± 0.106	0.163 ± 0.0171	µg/l
Minimum	0.111	0.111	µg/l
Maximum	0.885	0.21	µg/l
Standard deviation	0.162	0.0248	µg/l
rel. standard deviation	78.9	15.2 %	
n	21	19	-

Parameter oriented report Pesticides H115

Sample: H115B, Parameter: Simazine

Graphical presentation of results

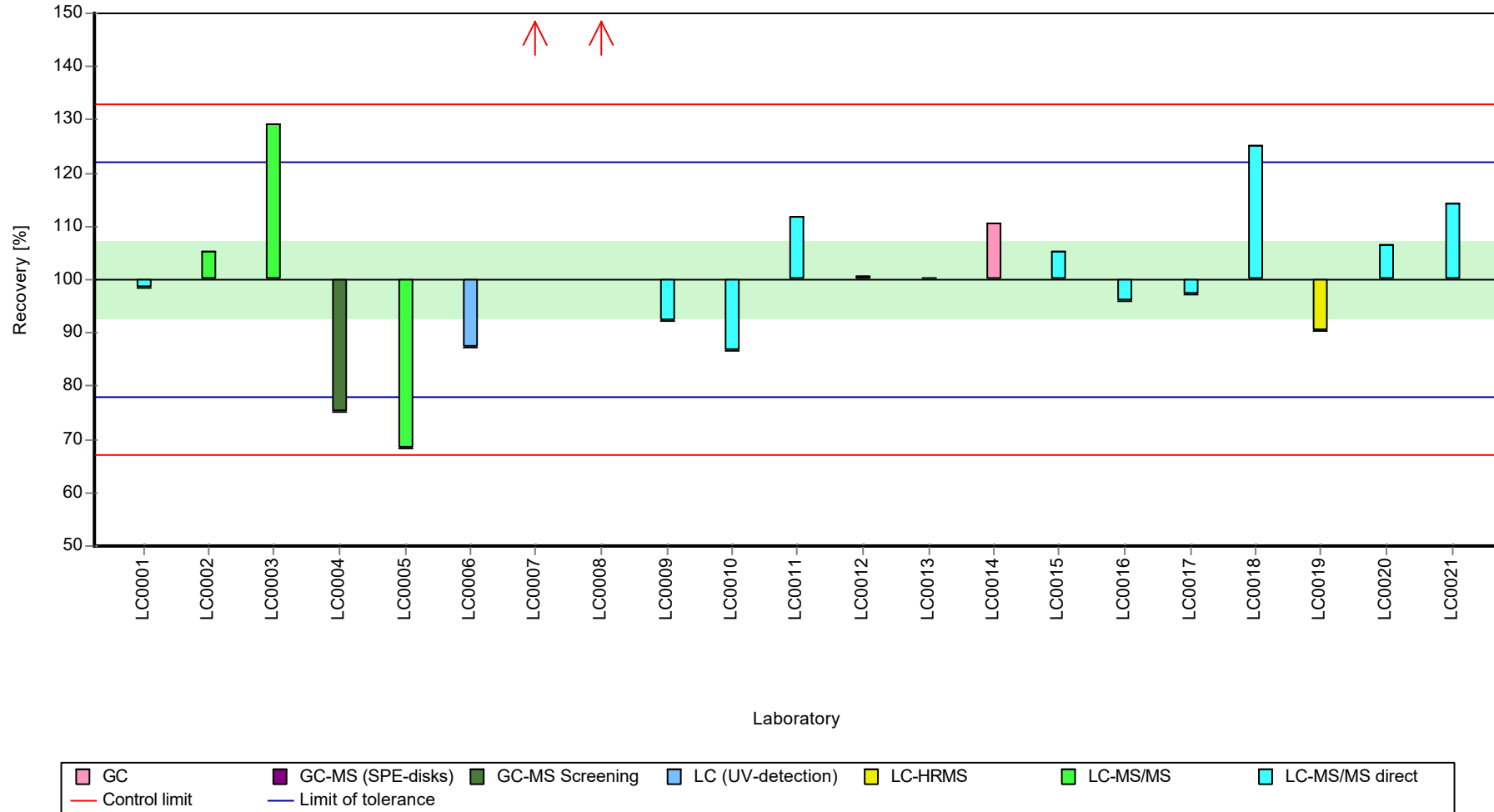
Results



Parameter oriented report Pesticides H115

Sample: H115B, Parameter: Simazine

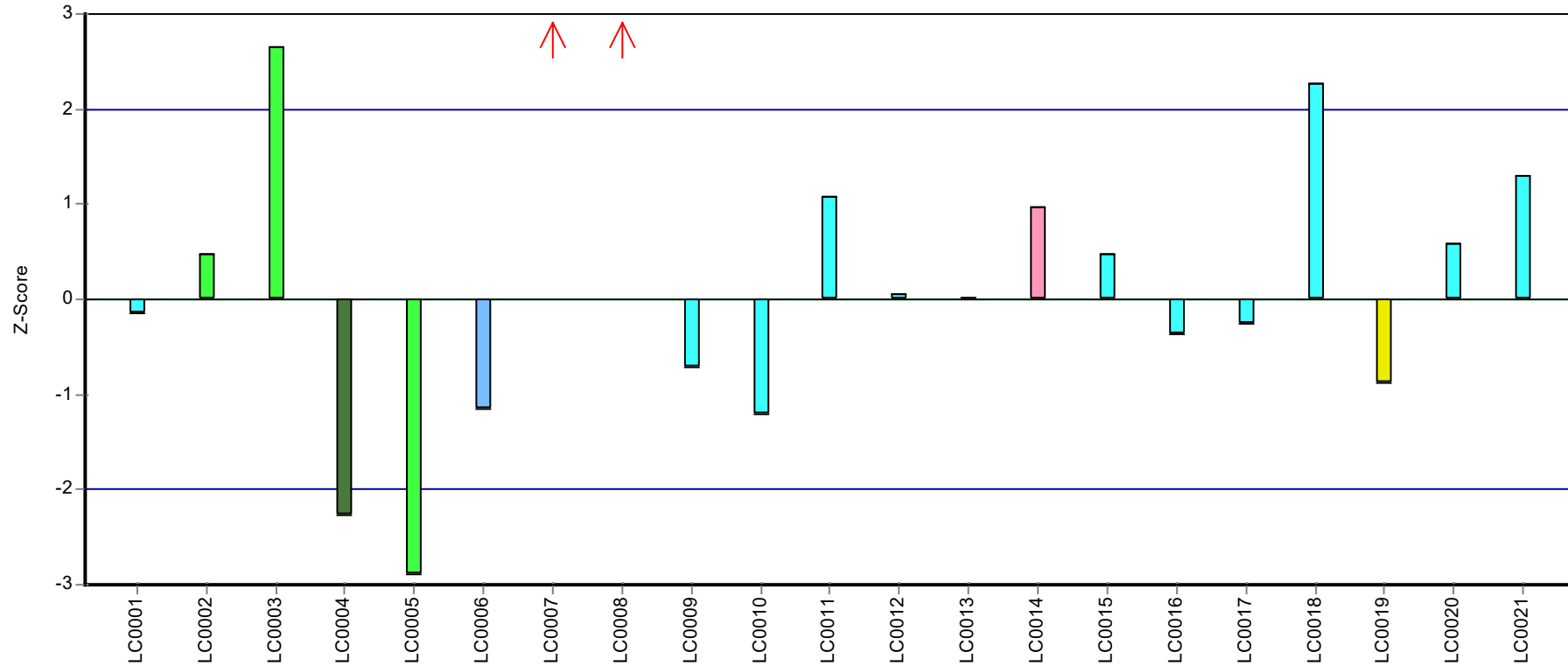
Recovery rate



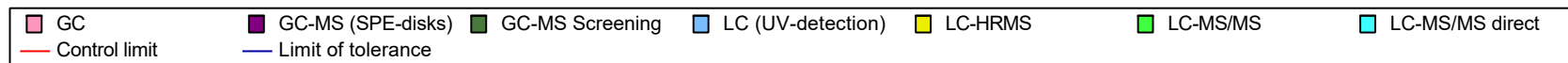
Parameter oriented report Pesticides H115

Sample: H115B, Parameter: Simazine

Z-score



Laboratory



Parameter oriented report Pesticides H115

Sample: H115A, Parameter: Terbutylazine

Parameter oriented report

H115 A

Terbutylazine

Unit	µg/l
Assigned value ± U (k=2)	0.177 ± 0.00605
Criterion	0.0194 (11 %)
Minimum - Maximum	0.154 - 0.203
Control test value ± U (k=2)	0.181 ± 0.0271

Labcode	Result	± U	Recovery [%]	z-score	Comments
LC0001	0.172	0.026	97.3	-0.24	
LC0002	0.193	0.039	109	0.84	
LC0003	0.203	0.025	115	1.35	
LC0004	0.198	0.0496	112	1.1	
LC0005	0.116	0.017	65.6	-3.12	H
LC0006	0.166	0.049	93.9	-0.55	
LC0007	0.183	0.0272	104	0.32	
LC0008	0.974	0.15	551	41.02	H
LC0009	0.185	0.06	105	0.43	
LC0010	0.177	0.009	100	0.02	
LC0011	0.231	0.087	131	2.79	H
LC0012	0.1789	0.0322	101	0.11	
LC0013	0.159	0.032	90	-0.91	
LC0014	0.174	0.053	98.5	-0.14	
LC0015	0.171	0.034	96.8	-0.29	
LC0016	0.162	0.032	91.7	-0.76	
LC0017	0.176	0.005	99.6	-0.04	
LC0018	0.1727	0.0432	97.7	-0.21	
LC0019	0.154	0.023	87.2	-1.17	
LC0020	0.182	0.04	103	0.27	
LC0021	0.174	0.035	98.5	-0.14	

Characteristics of parameter

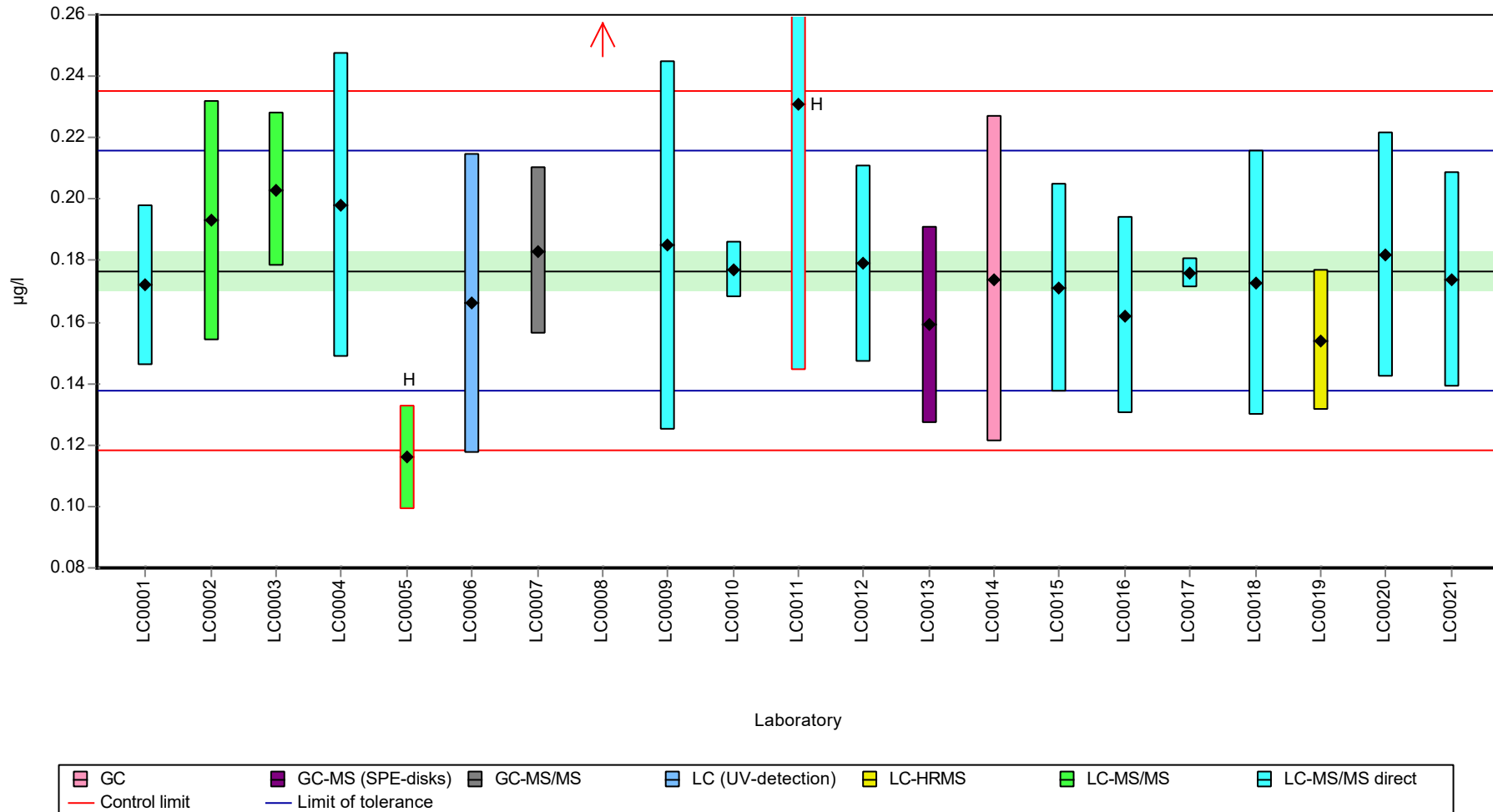
	all results	without outliers	Unit
Mean ± CI (99%)	0.214 ± 0.115	0.177 ± 0.00907	µg/l
Minimum	0.116	0.154	µg/l
Maximum	0.974	0.203	µg/l
Standard deviation	0.175	0.0128	µg/l
rel. standard deviation	81.8	7.26	%
n	21	18	-

Parameter oriented report Pesticides H115

Sample: H115A, Parameter: Terbutylazine

Graphical presentation of results

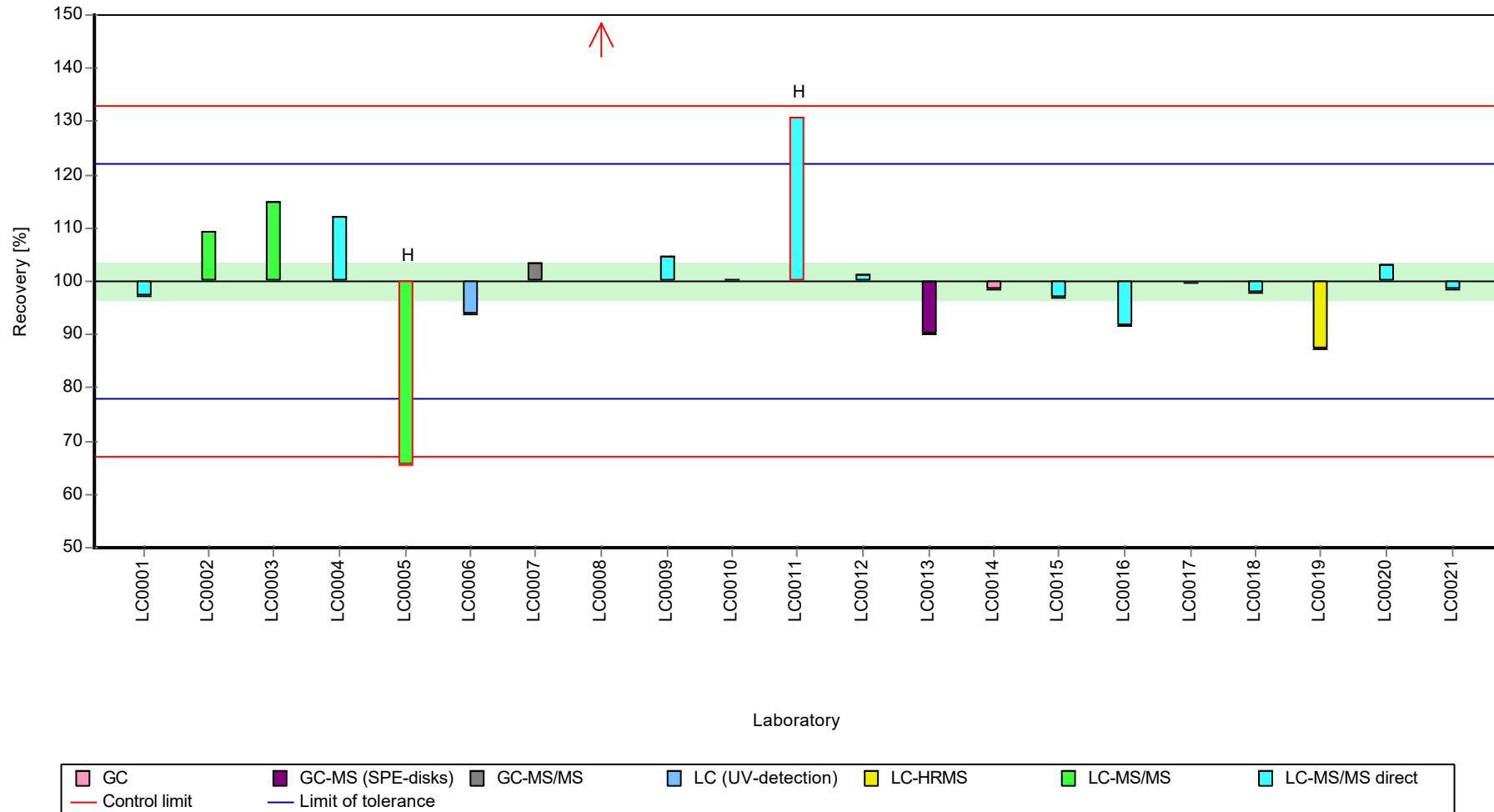
Results



Parameter oriented report Pesticides H115

Sample: H115A, Parameter: Terbutylazine

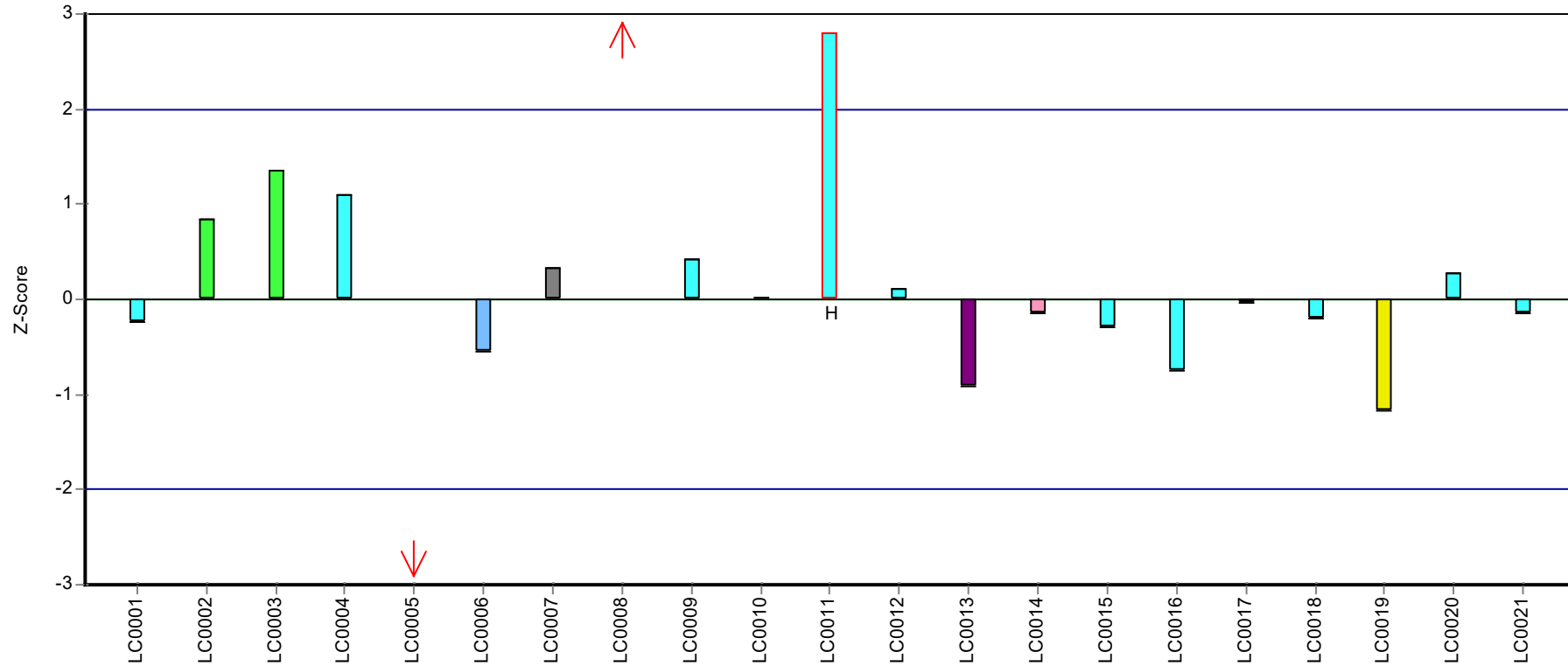
Recovery rate



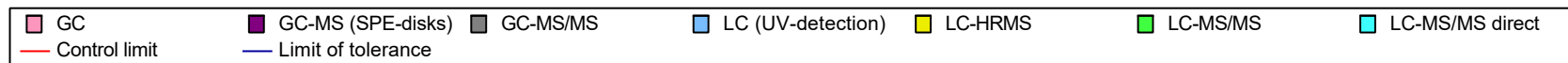
Parameter oriented report Pesticides H115

Sample: H115A, Parameter: Terbutylazine

Z-score



Laboratory



Parameter oriented report Pesticides H115

Sample: H115B, Parameter: Terbutylazine

Parameter oriented report

H115 B

Terbutylazine

Unit	µg/l
Assigned value ± U (k=2)	0.387 ± 0.0188
Criterion	0.0425 (11 %)
Minimum - Maximum	0.293 - 0.458
Control test value ± U (k=2)	0.413 ± 0.0619

Labcode	Result	± U	Recovery [%]	z-score	Comments
LC0001	0.37	0.056	95.7	-0.39	
LC0002	0.445	0.089	115	1.37	
LC0003	0.434	0.054	112	1.11	
LC0004	0.435	0.1087	112	1.14	
LC0005	0.293	0.044	75.8	-2.2	
LC0006	0.374	0.109	96.7	-0.3	
LC0007	0.398	0.0591	103	0.27	
LC0008	1.051	0.16	272	15.62	H
LC0009	0.425	0.13	110	0.9	
LC0010	0.357	0.009	92.3	-0.7	
LC0011	0.458	0.173	118	1.68	
LC0012	0.40963	0.07373	106	0.54	
LC0013	0.35	0.07	90.5	-0.86	
LC0014	0.39	0.119	101	0.08	
LC0015	0.394	0.079	102	0.17	
LC0016	0.359	0.072	92.8	-0.65	
LC0017	0.383	0.001	99	-0.09	
LC0018	0.3846	0.0962	99.5	-0.05	
LC0019	0.346	0.052	89.5	-0.96	
LC0020	0.406	0.08	105	0.45	
LC0021	0.323	0.065	83.5	-1.5	

Characteristics of parameter

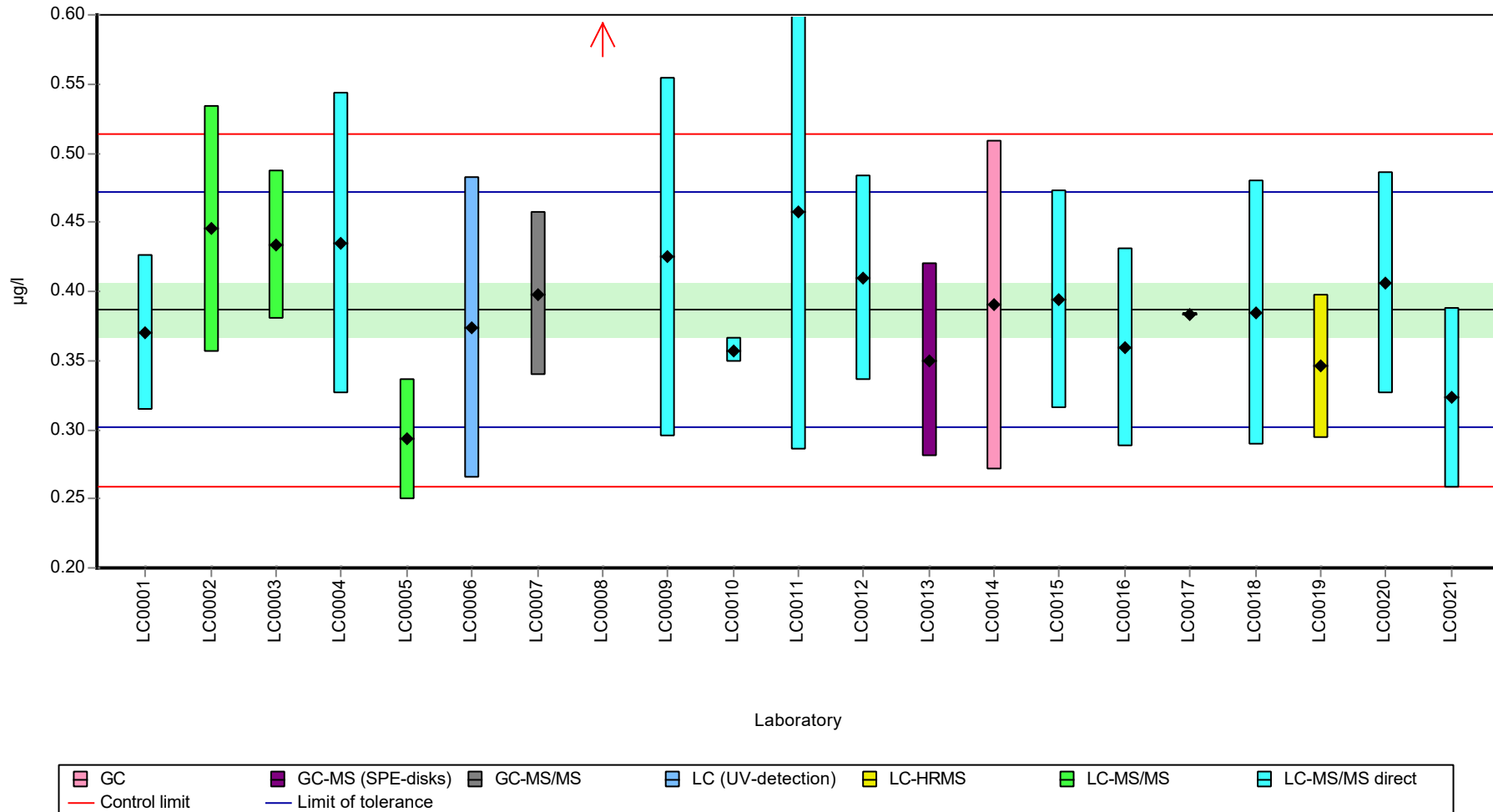
	all results	without outliers	Unit
Mean ± CI (99%)	0.418 ± 0.0986	0.387 ± 0.0282	µg/l
Minimum	0.293	0.293	µg/l
Maximum	1.05	0.458	µg/l
Standard deviation	0.151	0.042	µg/l
rel. standard deviation	36	10.9 %	
n	21	20	-

Parameter oriented report Pesticides H115

Sample: H115B, Parameter: Terbutylazine

Graphical presentation of results

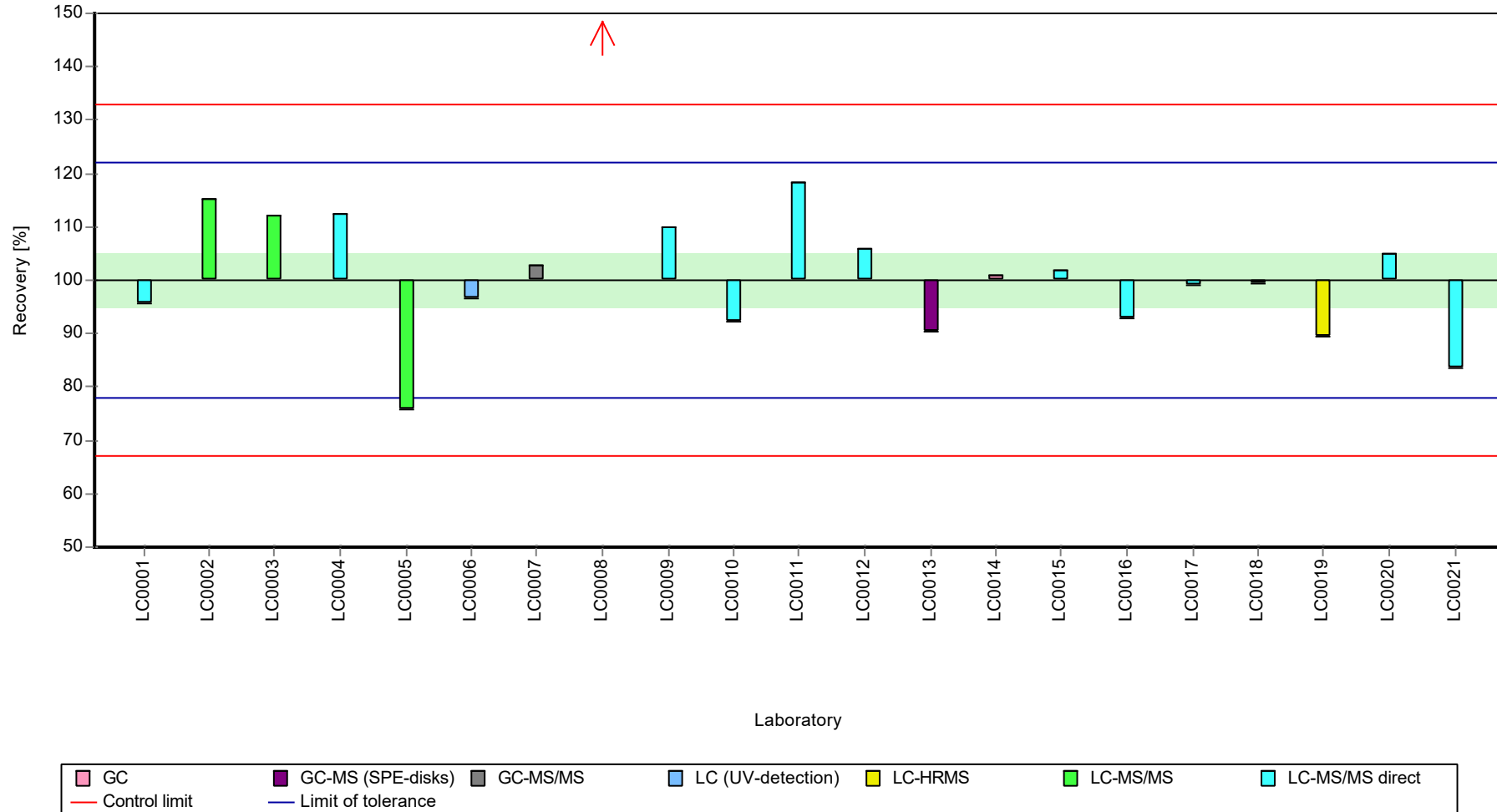
Results



Parameter oriented report Pesticides H115

Sample: H115B, Parameter: Terbutylazine

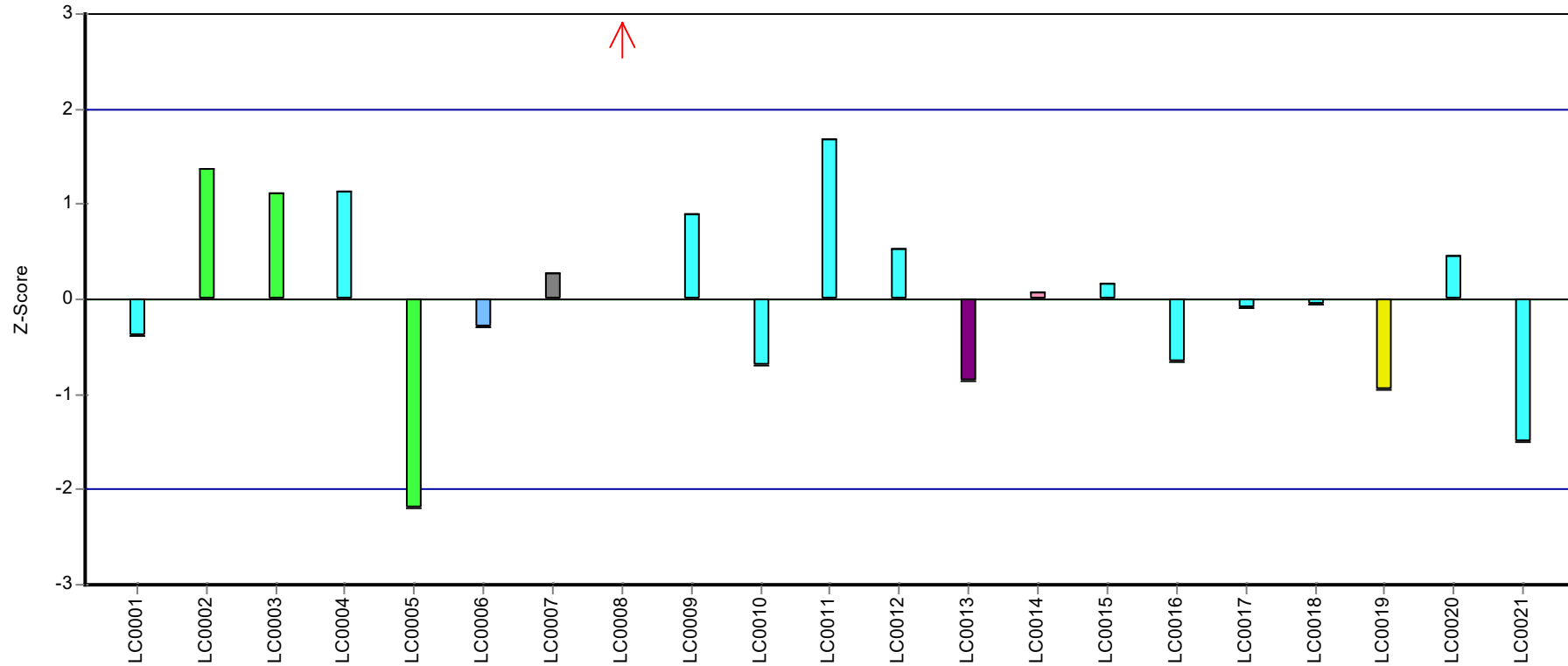
Recovery rate



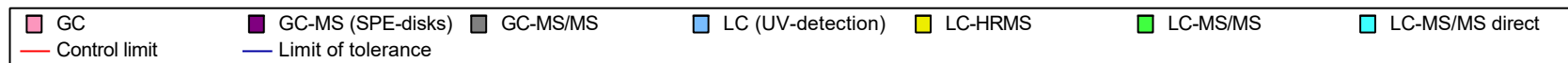
Parameter oriented report Pesticides H115

Sample: H115B, Parameter: Terbutylazine

Z-score



Laboratory



Parameter oriented report Pesticides H115

Sample: H115A, Parameter: Terbutylazine-desethyl

Parameter oriented report

H115 A

Terbutylazine-desethyl

Unit	µg/l
Assigned value ± U (k=2)	0.402 ± 0.0151
Criterion	0.0442 (11 %)
Minimum - Maximum	0.333 - 0.451
Control test value ± U (k=2)	0.446 ± 0.067

Labcode	Result	± U	Recovery [%]	z-score	Comments
LC0001	0.375	0.056	93.2	-0.62	
LC0002	0.413	0.083	103	0.24	
LC0003	0.572	0.086	142	3.84	H
LC0004	-	-	-	-	
LC0005	0.256	0.038	63.6	-3.31	H
LC0006	0.361	0.09	89.7	-0.93	
LC0007	0.429	0.0517	107	0.6	
LC0008	0.632	0.1	157	5.19	H
LC0009	0.43	0.13	107	0.63	
LC0010	0.383	0.007	95.2	-0.43	
LC0011	0.41	0.094	102	0.18	
LC0012	0.40292	0.07253	100	0.02	
LC0013	0.333	0.067	82.8	-1.56	
LC0014	0.403	0.081	100	0.02	
LC0015	0.451	0.09	112	1.1	
LC0016	0.376	0.075	93.5	-0.59	
LC0017	0.406	0.011	101	0.09	
LC0018	0.4308	0.1077	107	0.65	
LC0019	0.421	0.063	105	0.42	
LC0020	-	-	-	-	
LC0021	0.411	0.07	102	0.2	

Characteristics of parameter

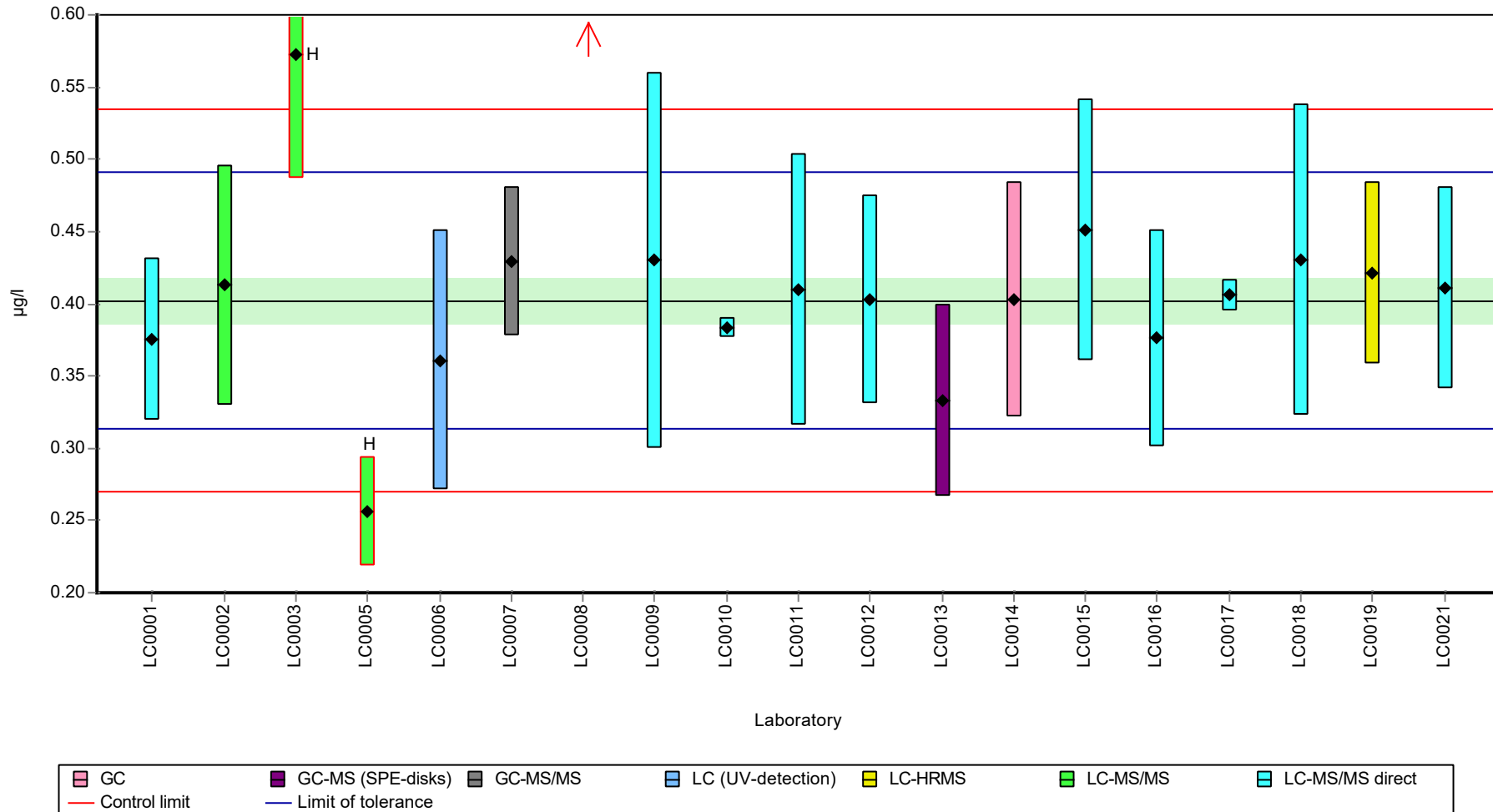
	all results	without outliers	Unit
Mean ± CI (99%)	0.416 ± 0.0546	0.402 ± 0.0226	µg/l
Minimum	0.256	0.333	µg/l
Maximum	0.632	0.451	µg/l
Standard deviation	0.0793	0.0301	µg/l
rel. standard deviation	19.1	7.48	%
n	19	16	-

Parameter oriented report Pesticides H115

Sample: H115A, Parameter: Terbutylazine-desethyl

Graphical presentation of results

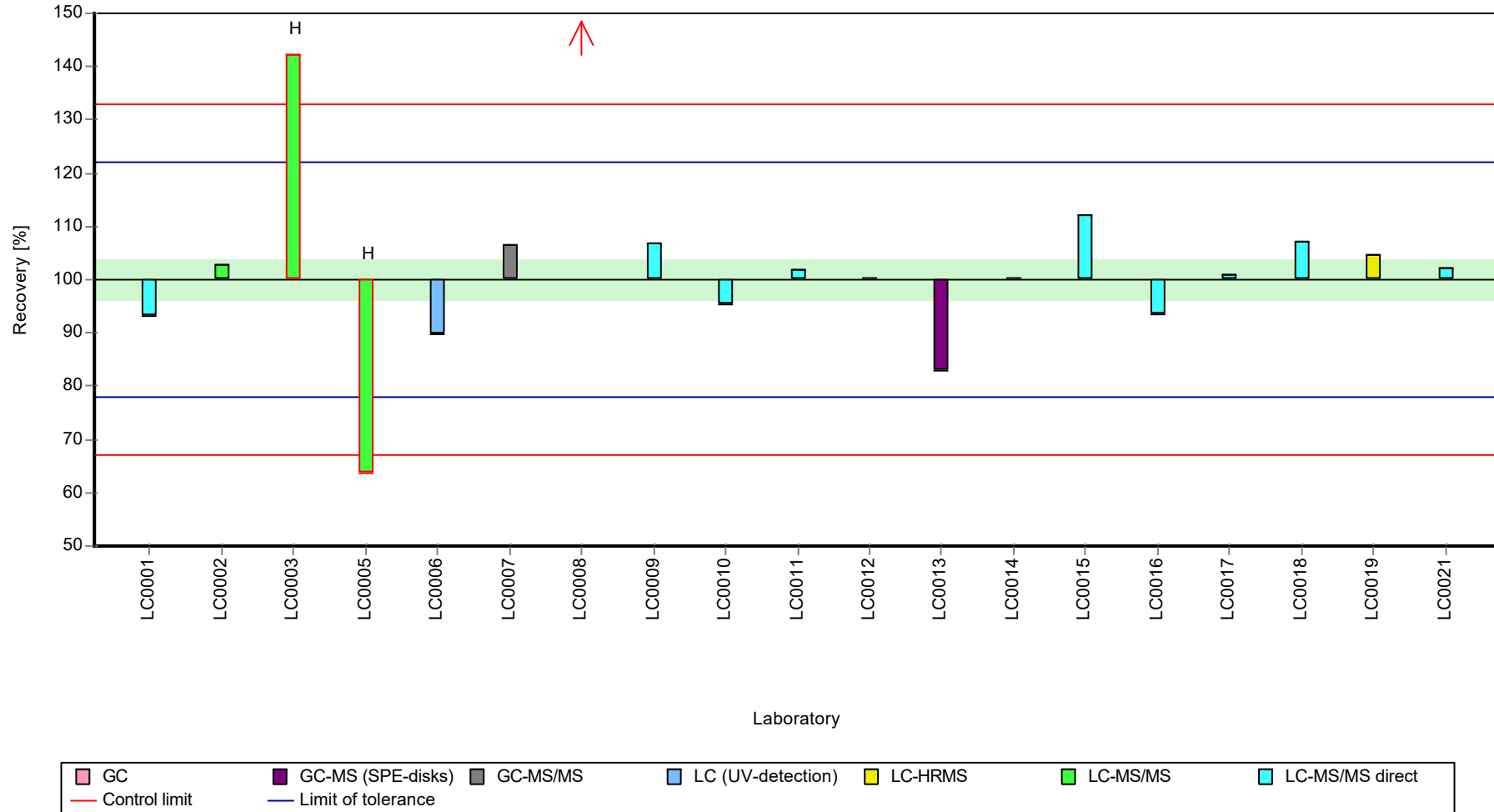
Results



Parameter oriented report Pesticides H115

Sample: H115A, Parameter: Terbutylazine-desethyl

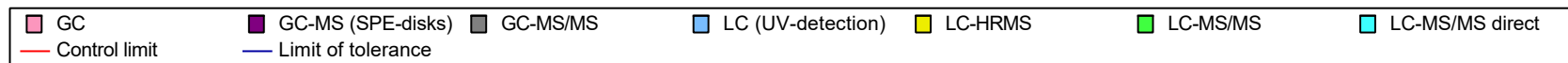
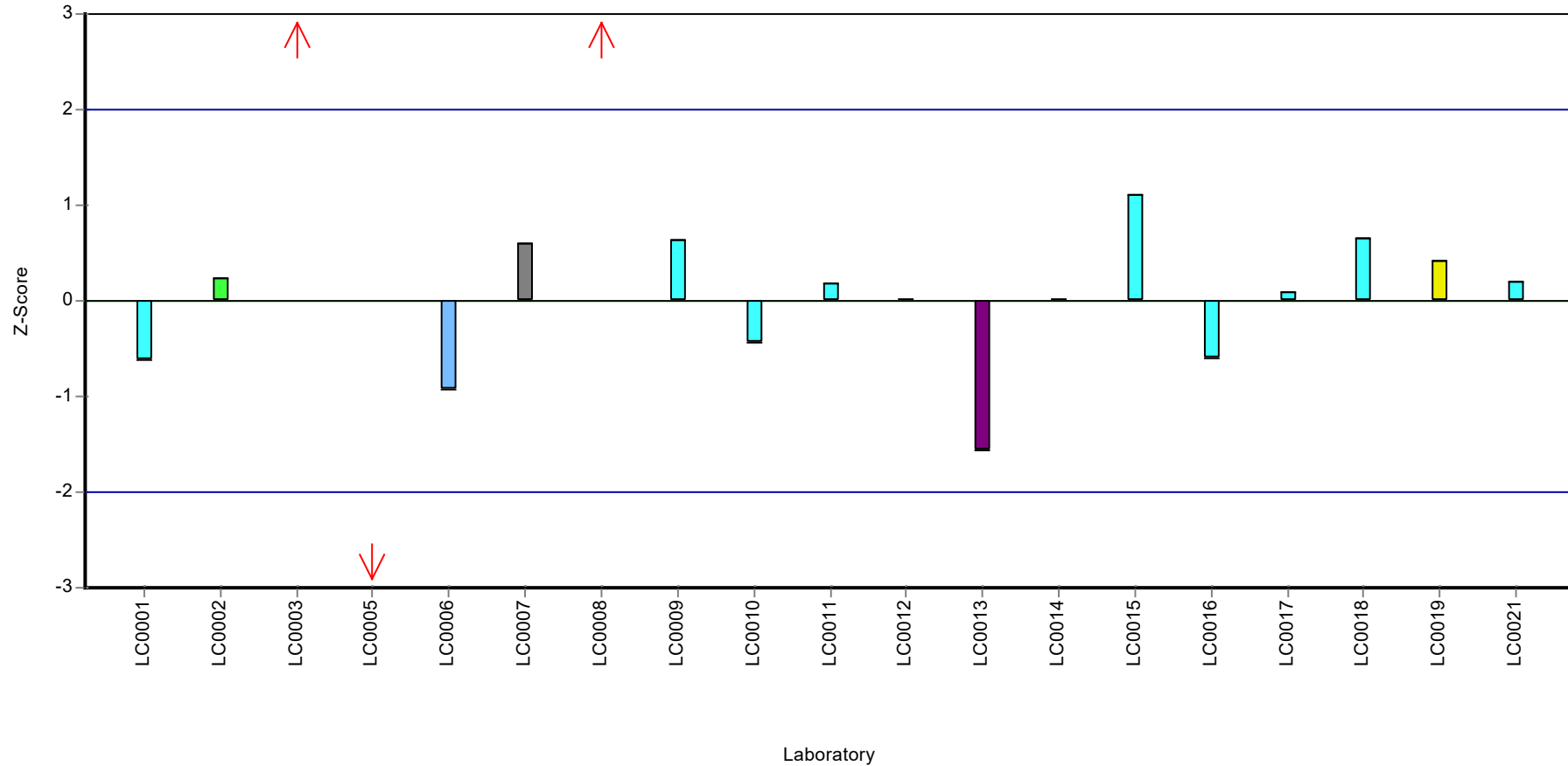
Recovery rate



Parameter oriented report Pesticides H115

Sample: H115A, Parameter: Terbutylazine-desethyl

Z-score



Parameter oriented report Pesticides H115

Sample: H115B, Parameter: Terbutylazine-desethyl

Parameter oriented report

H115 B

Terbutylazine-desethyl

Unit	µg/l
Assigned value ± U (k=2)	0.166 ± 0.0119
Criterion	0.0183 (11 %)
Minimum - Maximum	0.114 - 0.221
Control test value ± U (k=2)	0.181 ± 0.0271

Labcode	Result	± U	Recovery [%]	z-score	Comments
LC0001	0.163	0.024	98.1	-0.18	
LC0002	0.176	0.035	106	0.54	
LC0003	0.221	0.033	133	3	
LC0004	-	-	-	-	
LC0005	0.114	0.017	68.6	-2.86	
LC0006	0.117	0.029	70.4	-2.69	
LC0007	0.159	0.0191	95.7	-0.39	
LC0008	0.387	0.06	233	12.08	H
LC0009	0.185	0.06	111	1.03	
LC0010	0.143	0.006	86	-1.27	
LC0011	0.189	0.043	114	1.25	
LC0012	0.16171	0.02911	97.3	-0.25	
LC0013	0.176	0.035	106	0.54	
LC0014	0.169	0.034	102	0.15	
LC0015	0.183	0.037	110	0.92	
LC0016	0.16	0.032	96.3	-0.34	
LC0017	0.154	0.002	92.6	-0.67	
LC0018	0.1862	0.0466	112	1.09	
LC0019	0.16	0.024	96.3	-0.34	
LC0020	-	-	-	-	
LC0021	0.175	0.03	105	0.48	

Characteristics of parameter

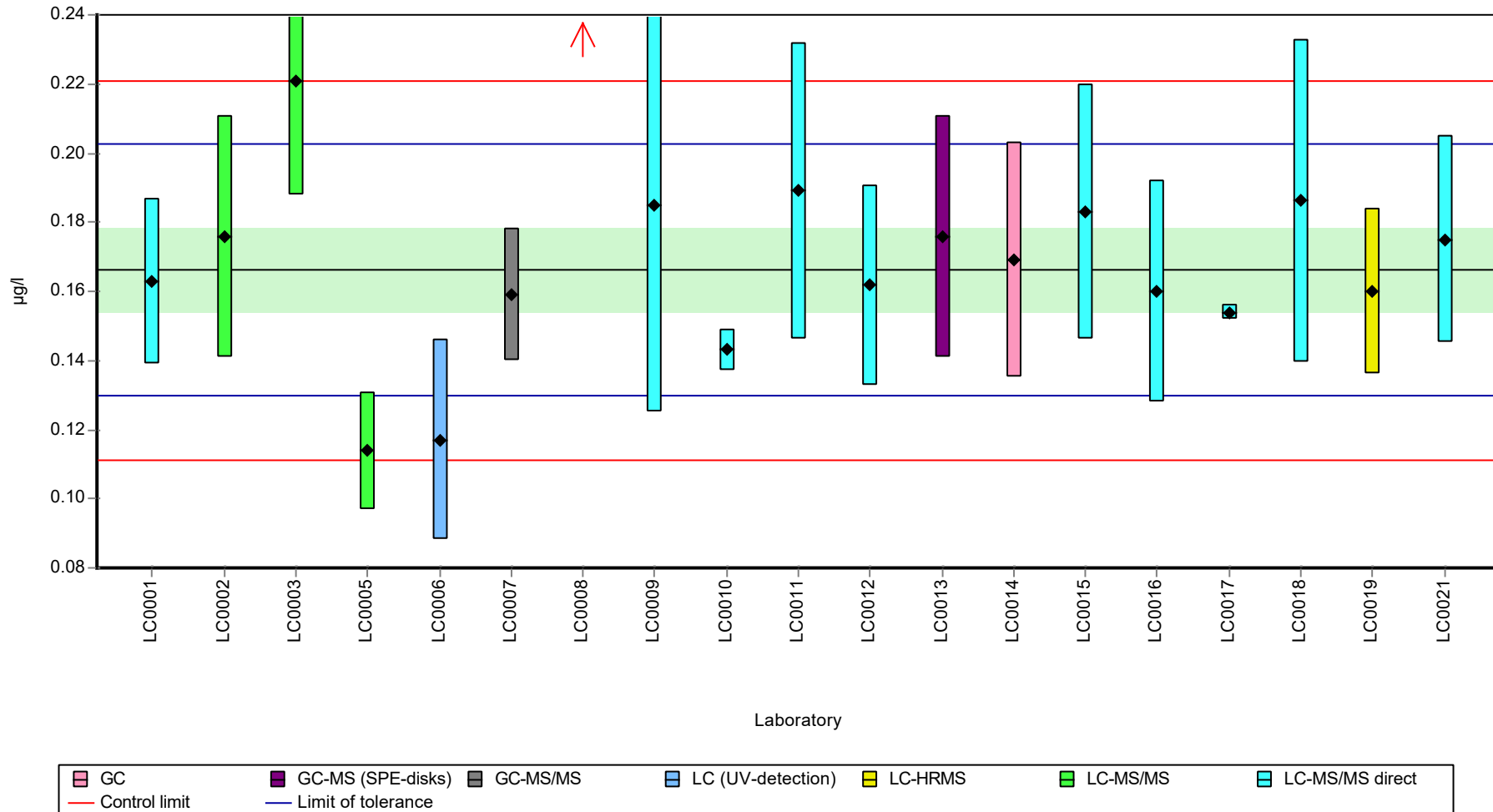
	all results	without outliers	Unit
Mean ± CI (99%)	0.178 ± 0.0387	0.166 ± 0.0178	µg/l
Minimum	0.114	0.114	µg/l
Maximum	0.387	0.221	µg/l
Standard deviation	0.0563	0.0252	µg/l
rel. standard deviation	31.6	15.2 %	
n	19	18	-

Parameter oriented report Pesticides H115

Sample: H115B, Parameter: Terbutylazine-desethyl

Graphical presentation of results

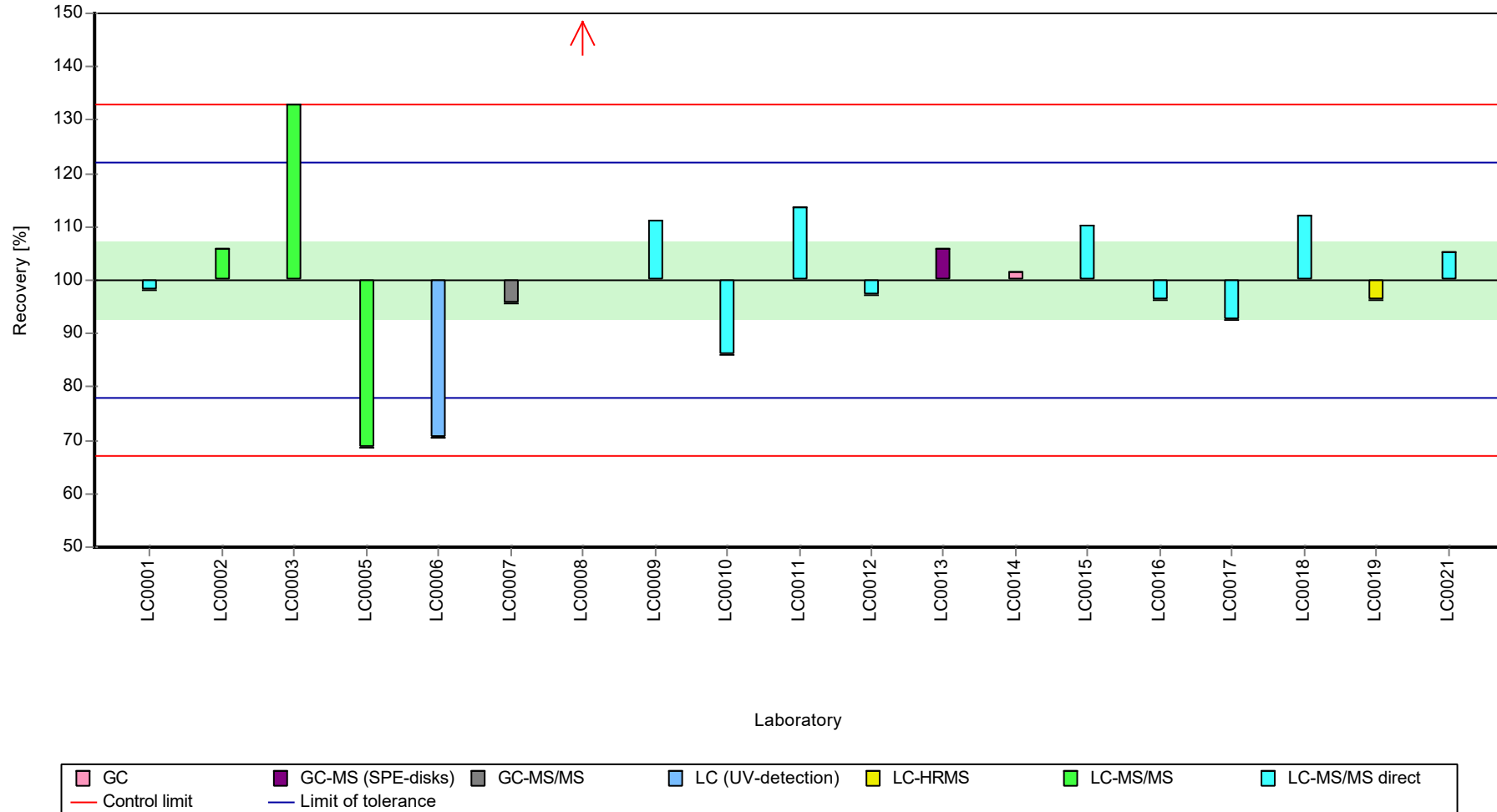
Results



Parameter oriented report Pesticides H115

Sample: H115B, Parameter: Terbutylazine-desethyl

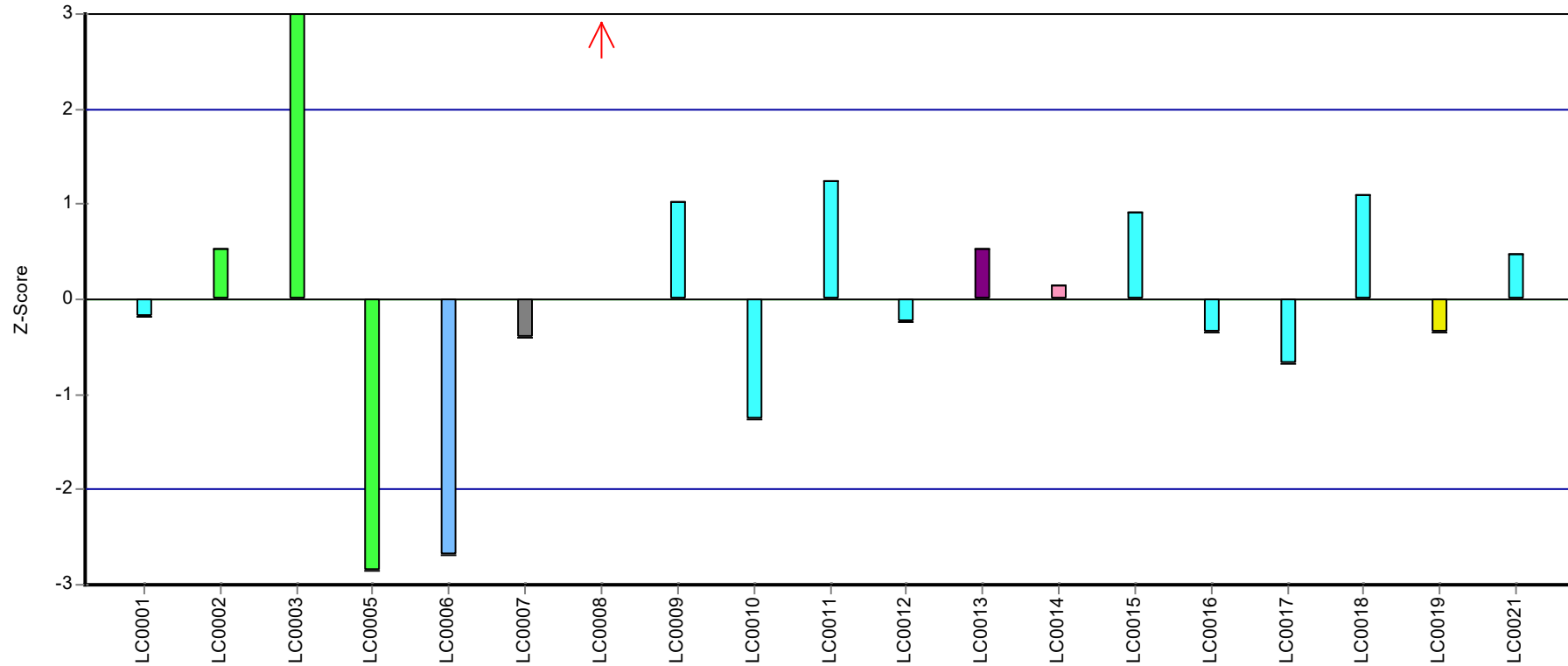
Recovery rate



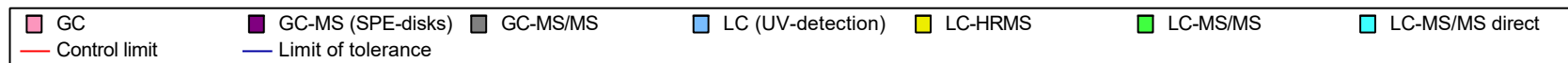
Parameter oriented report Pesticides H115

Sample: H115B, Parameter: Terbutylazine-desethyl

Z-score



Laboratory



Parameter oriented report Pesticides H115

Sample: H115A, Parameter: Terbutryn

Parameter oriented report

H115 A

Terbutryn

Unit	µg/l
Assigned value ± U (k=2)	0.342 ± 0.0185
Criterion	0.0342 (10 %)
Minimum - Maximum	0.244 - 0.401
Control test value ± U (k=2)	0.407 ± 0.061

Labcode	Result	± U	Recovery [%]	z-score	Comments
LC0001	0.326	0.049	95.4	-0.46	
LC0002	0.401	0.08	117	1.74	
LC0003	0.362	0.054	106	0.6	
LC0004	0.396	0.103	116	1.59	
LC0005	0.305	0.048	89.3	-1.07	
LC0006	-	-	-	-	
LC0007	0.246	0.0388	72	-2.8	
LC0008	-	-	-	-	
LC0009	0.35	0.11	102	0.24	
LC0010	0.334	0.003	97.8	-0.22	
LC0011	-	-	-	-	
LC0012	0.35307	0.06355	103	0.33	
LC0013	0.269	0.054	78.7	-2.13	
LC0014	0.358	0.119	105	0.48	
LC0015	0.354	0.071	104	0.36	
LC0016	0.319	0.064	93.4	-0.66	
LC0017	0.339	0.009	99.2	-0.08	
LC0018	0.2439	0.061	71.4	-2.86	
LC0019	0.317	0.048	92.8	-0.72	
LC0020	-	-	-	-	
LC0021	-	-	-	-	

Characteristics of parameter

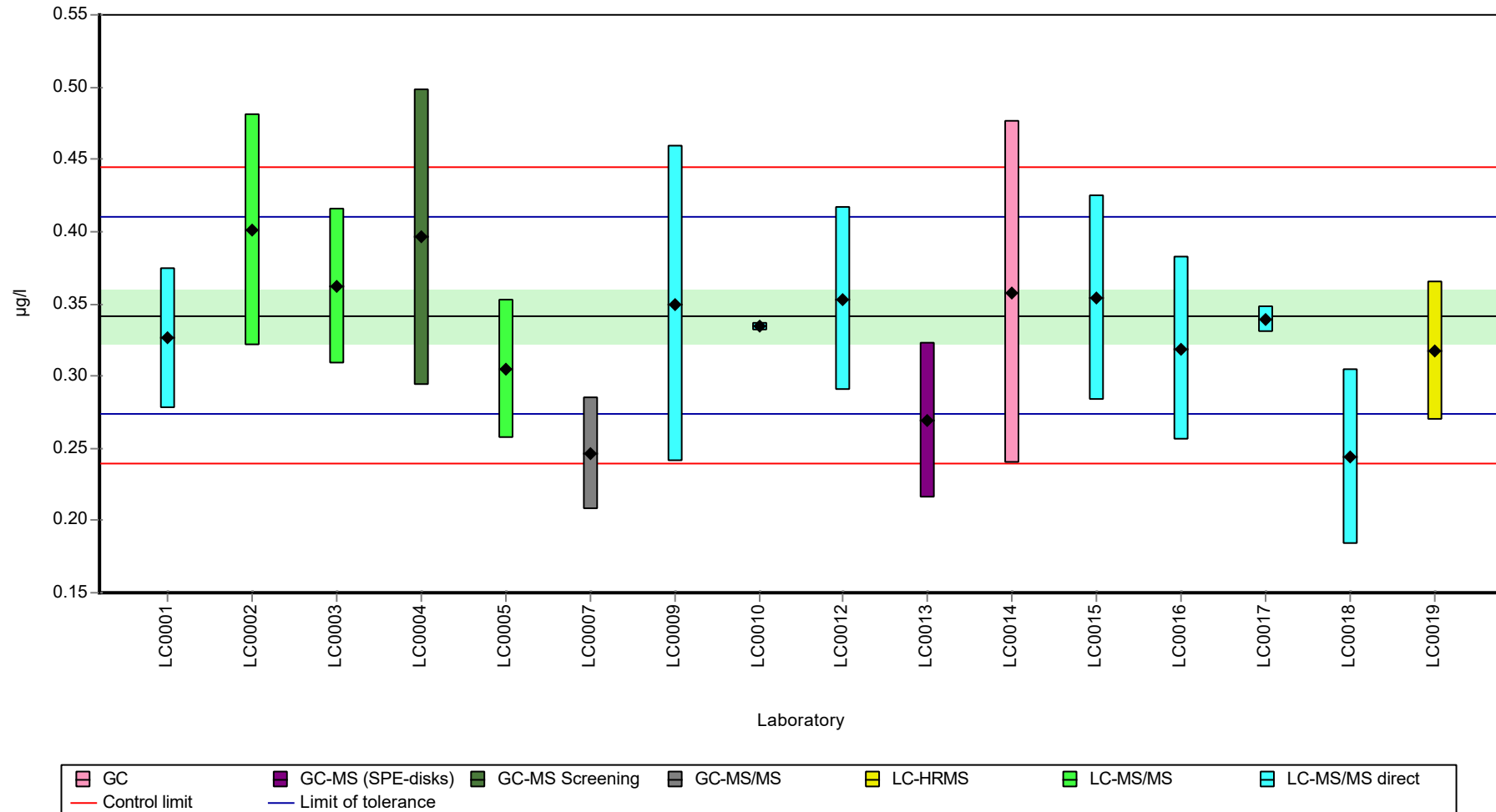
	all results	without outliers	Unit
Mean ± CI (99%)	0.33 ± 0.0346	0.33 ± 0.0346	µg/l
Minimum	0.244	0.244	µg/l
Maximum	0.401	0.401	µg/l
Standard deviation	0.0461	0.0461	µg/l
rel. standard deviation	14	14	%
n	16	16	-

Parameter oriented report Pesticides H115

Sample: H115A, Parameter: Terbutryn

Graphical presentation of results

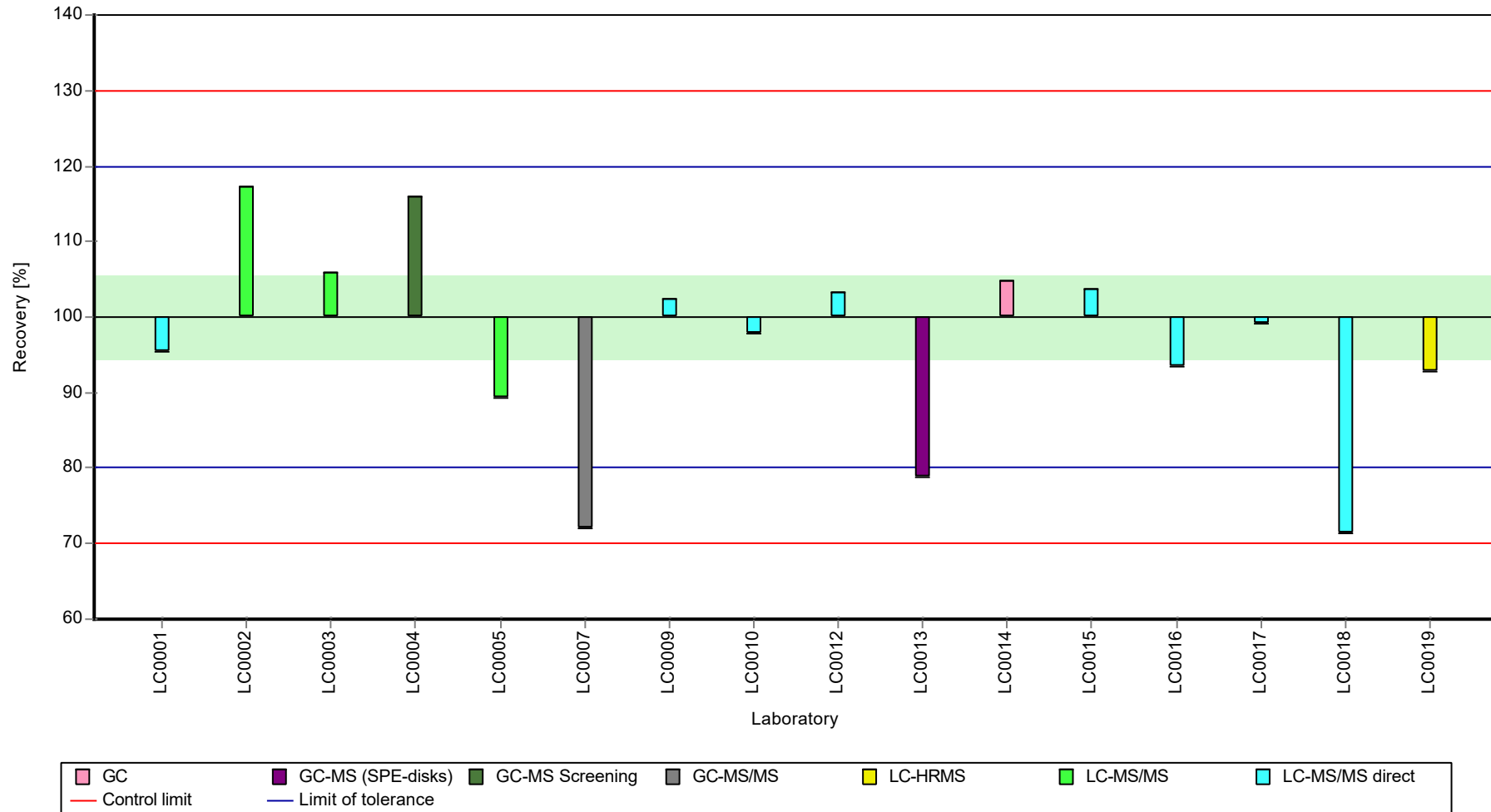
Results



Parameter oriented report Pesticides H115

Sample: H115A, Parameter: Terbutryn

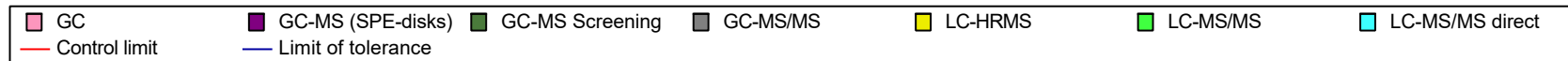
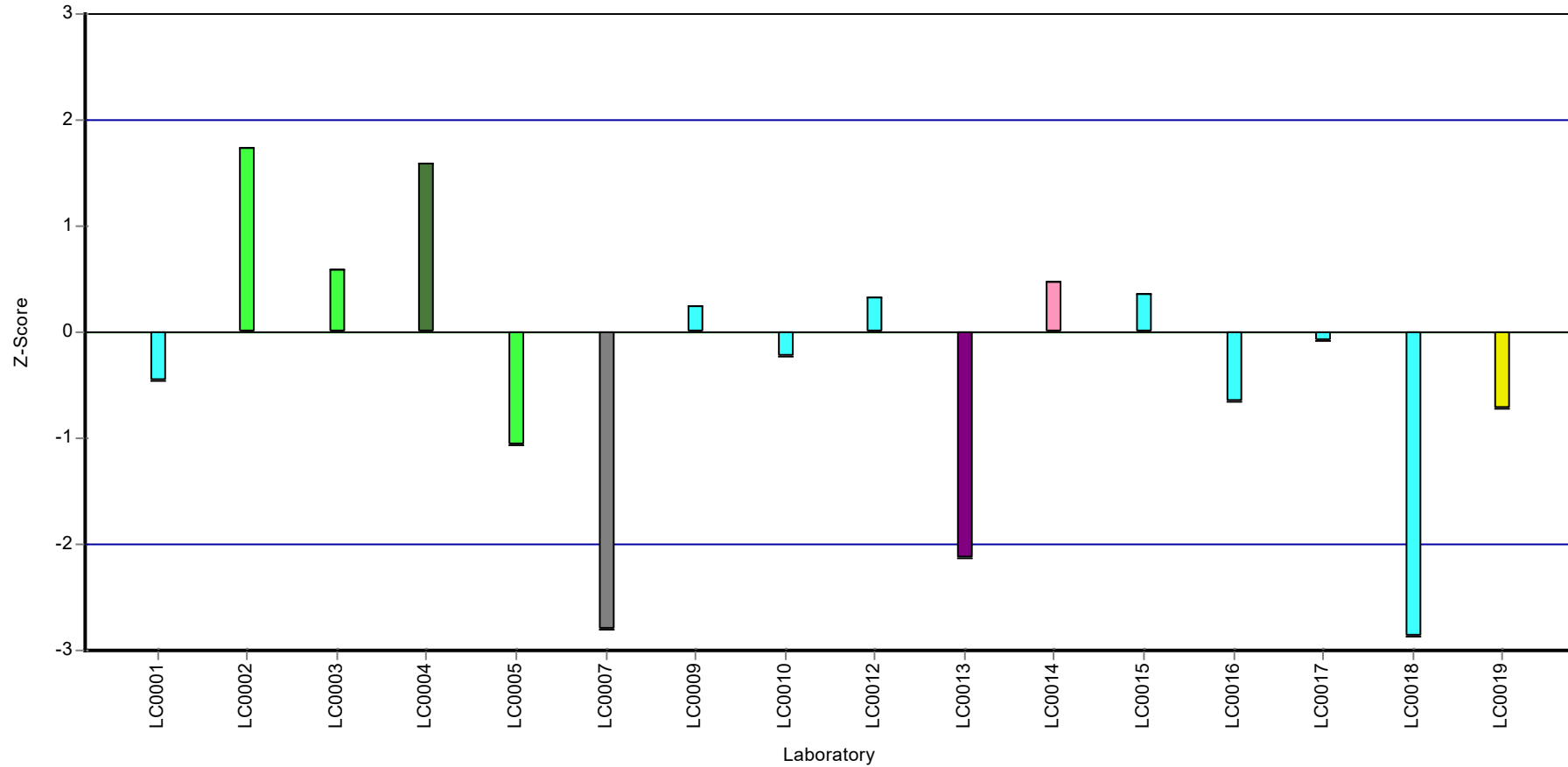
Recovery rate



Parameter oriented report Pesticides H115

Sample: H115A, Parameter: Terbutryn

Z-score



Parameter oriented report Pesticides H115

Sample: H115B, Parameter: Terbutryn

Parameter oriented report

H115 B

Terbutryn

Unit	µg/l
Assigned value ± U (k=2)	0.367 ± 0.0171
Criterion	0.0367 (10 %)
Minimum - Maximum	0.288 - 0.415
Control test value ± U (k=2)	0.434 ± 0.065

Labcode	Result	± U	Recovery [%]	z-score	Comments
LC0001	0.379	0.057	103	0.34	
LC0002	0.415	0.083	113	1.32	
LC0003	0.376	0.056	103	0.26	
LC0004	0.388	0.101	106	0.58	
LC0005	0.33	0.05	90	-1	
LC0006	-	-	-	-	
LC0007	0.279	0.0439	76.1	-2.39	H
LC0008	-	-	-	-	
LC0009	0.373	0.11	102	0.17	
LC0010	0.392	0.002	107	0.69	
LC0011	-	-	-	-	
LC0012	0.37249	0.06705	102	0.16	
LC0013	0.288	0.058	78.6	-2.14	
LC0014	0.373	0.124	102	0.17	
LC0015	0.391	0.078	107	0.67	
LC0016	0.343	0.069	93.6	-0.64	
LC0017	0.373	0.005	102	0.17	
LC0018	0.247	0.0617	67.4	-3.26	H
LC0019	0.339	0.051	92.5	-0.75	
LC0020	-	-	-	-	
LC0021	-	-	-	-	

Characteristics of parameter

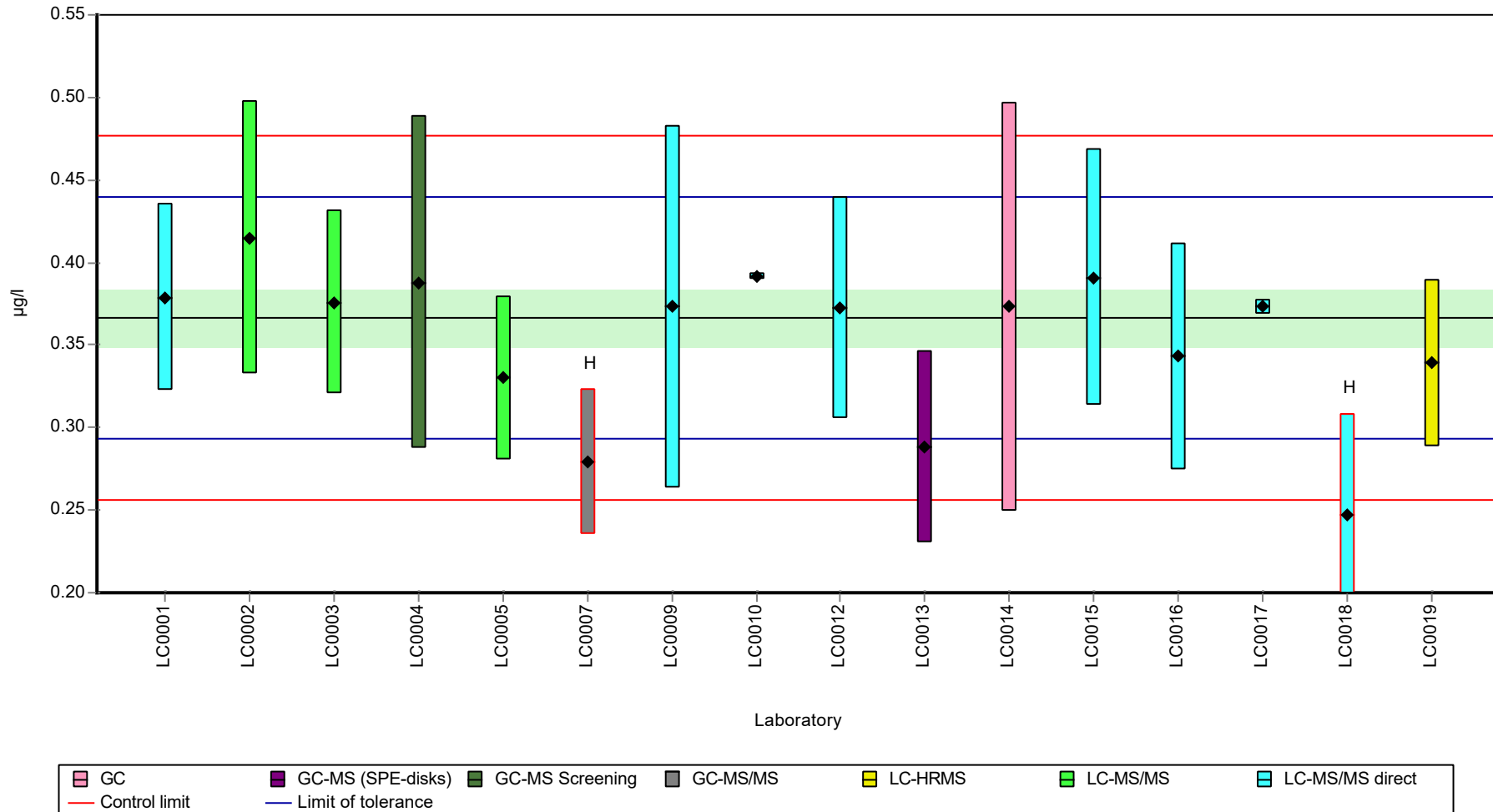
	all results	without outliers	Unit
Mean ± CI (99%)	0.354 ± 0.035	0.367 ± 0.0256	µg/l
Minimum	0.247	0.288	µg/l
Maximum	0.415	0.415	µg/l
Standard deviation	0.0466	0.032	µg/l
rel. standard deviation	13.2	8.72	%
n	16	14	-

Parameter oriented report Pesticides H115

Sample: H115B, Parameter: Terbutryn

Graphical presentation of results

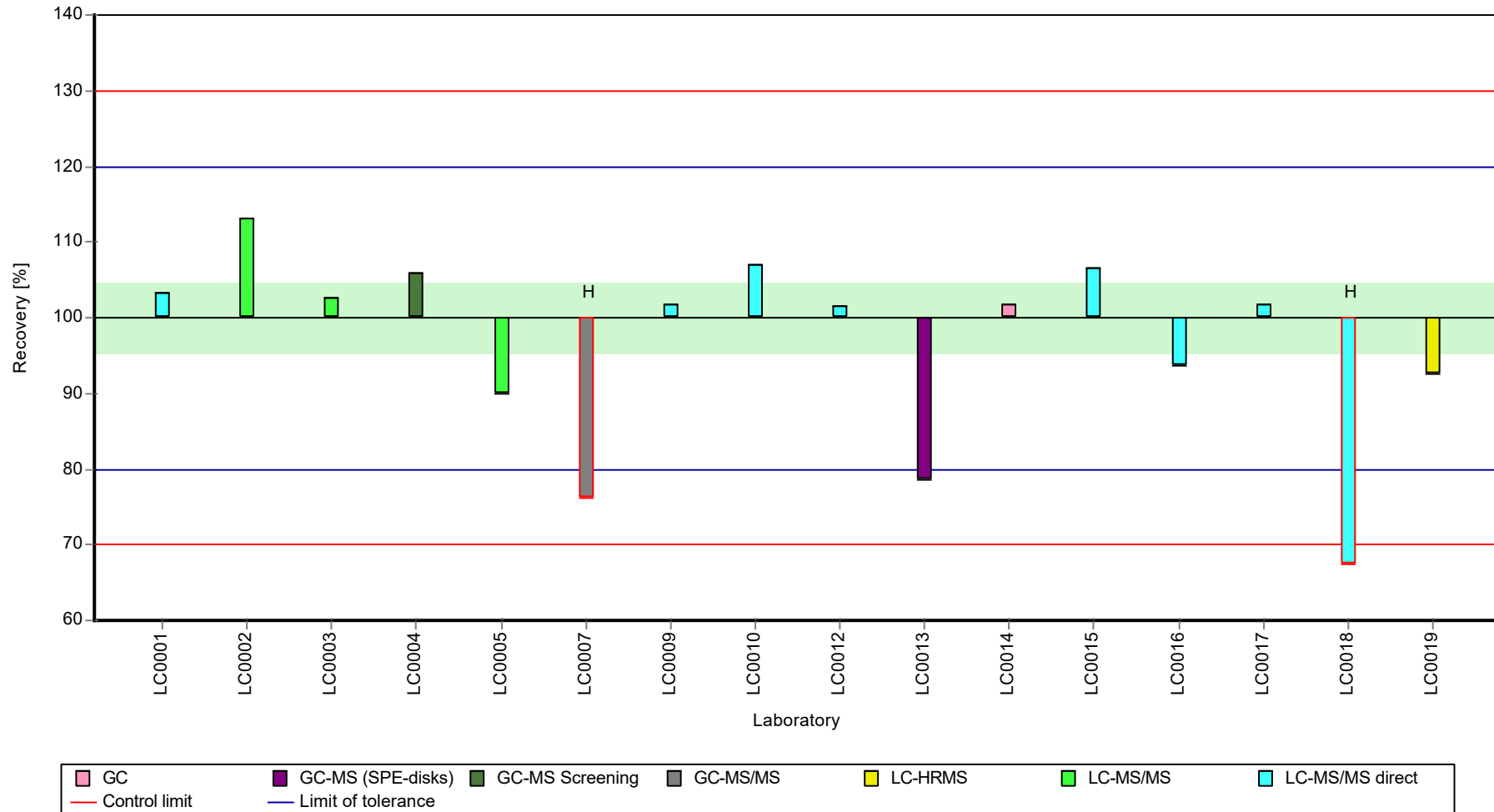
Results



Parameter oriented report Pesticides H115

Sample: H115B, Parameter: Terbutryn

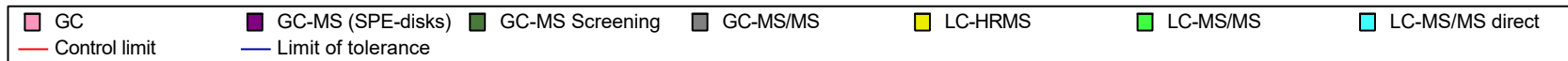
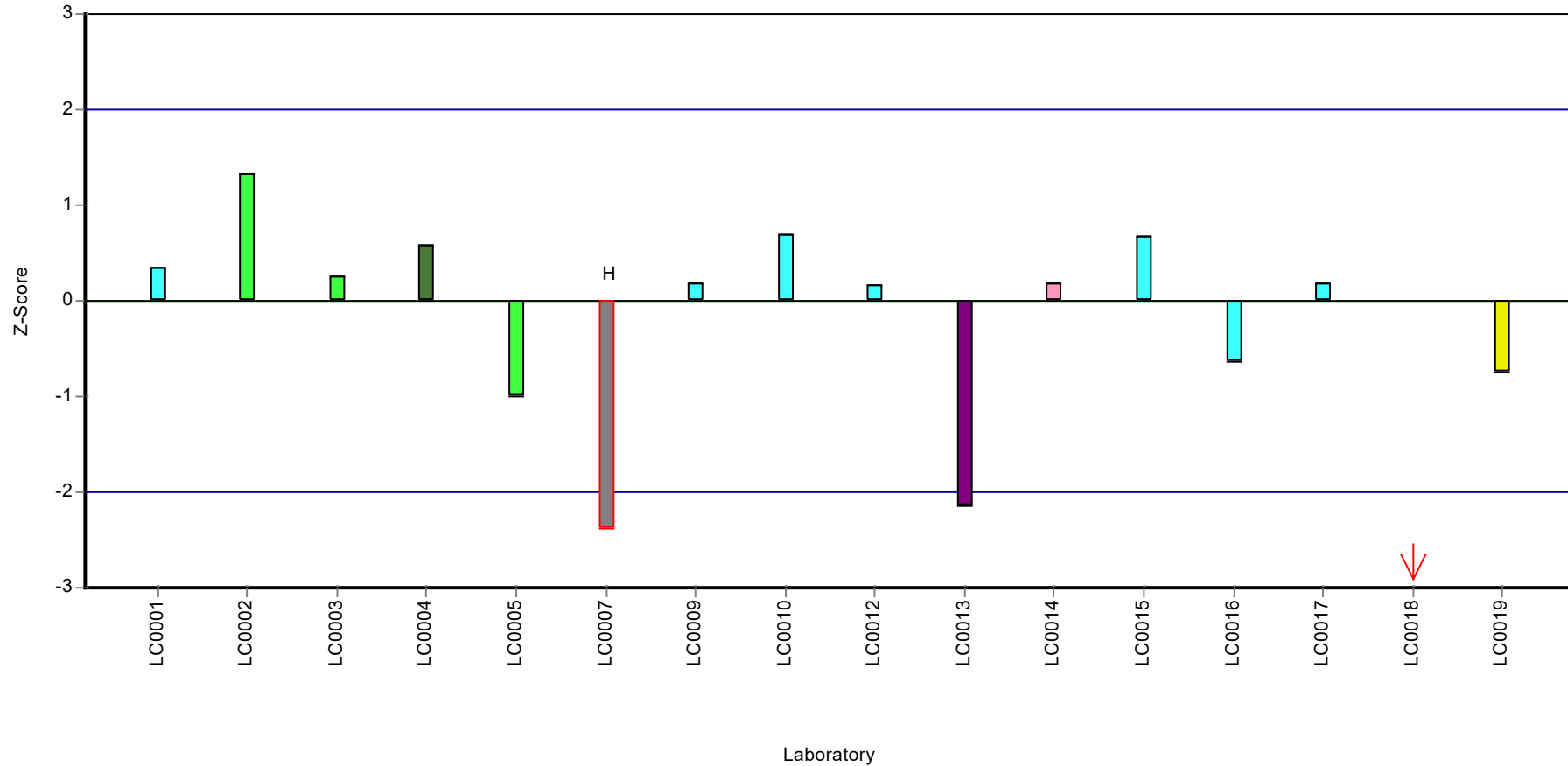
Recovery rate



Parameter oriented report Pesticides H115

Sample: H115B, Parameter: Terbutryn

Z-score



E8. Labororientierte Auswertung / Laboratory oriented report

Die Labororientierte Auswertung ist nach dem Laborcode sortiert.

The laboratory oriented report is sorted by laboratory code.

Sample: H115A

Parameter	Unit	Assigned value ± U (k=2)	Result ± U	Criterion	Recovery [%]	z-Score
2,6-Dichlorobenzamide	µg/l	0.782 ± 0.0372	0.667 ± 0.1	0.117	85.3	-0.98
Alachlor	µg/l	0.424 ± 0.0275	0.47 ± 0.071	0.0508	111	0.91
Atrazine	µg/l	0.376 ± 0.014	0.35 ± 0.053	0.0414	93	-0.63
Atrazine-desethyl	µg/l	0.863 ± 0.0646	0.801 ± 0.12	0.104	92.8	-0.60
Atrazine-desethyl-desisopropyl	µg/l	0.474 ± 0.0623	0.356 ± 0.053	0.147	75.1	-0.80
Atrazine-desisopropyl	µg/l	0.763 ± 0.0459	0.765 ± 0.115	0.107	100	0.02
Bromacil	µg/l	0.36 ± 0.0134	0.34 ± 0.051	0.0504	94.4	-0.40
Chloridazon	µg/l	0.136 ± 0.0124	0.128 ± 0.019	0.0176	94.3	-0.44
Chloridazon-desphenyl	µg/l	0.23 ± 0.0231	0.251 ± 0.038	0.0253	109	0.81
Chloridazon-methyl-desphenyl	µg/l	0.75 ± 0.0255	0.671 ± 0.101	0.0975	89.5	-0.81
Clopyralid	µg/l	0.263 ± 0.0205	0.248 ± 0.037	0.0656	94.5	-0.22
Cyanazine	µg/l	0.306 ± 0.0189	0.283 ± 0.042	0.0428	92.6	-0.53
Dimethenamide	µg/l	0.481 ± 0.0447	0.495 ± 0.074	0.0481	103	0.29
Diuron	µg/l	0.647 ± 0.0498	0.655 ± 0.098	0.0841	101	0.10
Metolachlor	µg/l	0.496 ± 0.0154	0.464 ± 0.07	0.0743	93.6	-0.43
N,N-Dimethylsulfamide (DMS)	µg/l	0.19 ± 0.0158	0.167 ± 0.025	0.0285	87.7	-0.82
Nicosulfurone	µg/l	0.305 ± 0.0313	0.326 ± 0.049	0.0764	107	0.27
Prometryn	µg/l	0.593 ± 0.0599	0.587 ± 0.088	0.0948	99	-0.06
Propazine	µg/l	0.346 ± 0.0138	0.336 ± 0.05	0.045	97.1	-0.22
Sebuthylazine	µg/l	- ± -	<0.019 (LOQ) ± -	-	-	-
Simazine	µg/l	0.167 ± 0.00807	0.158 ± 0.024	0.0184	94.7	-0.48
Terbuthylazine	µg/l	0.177 ± 0.00605	0.172 ± 0.026	0.0194	97.3	-0.24

Summary of results Pesticides H115

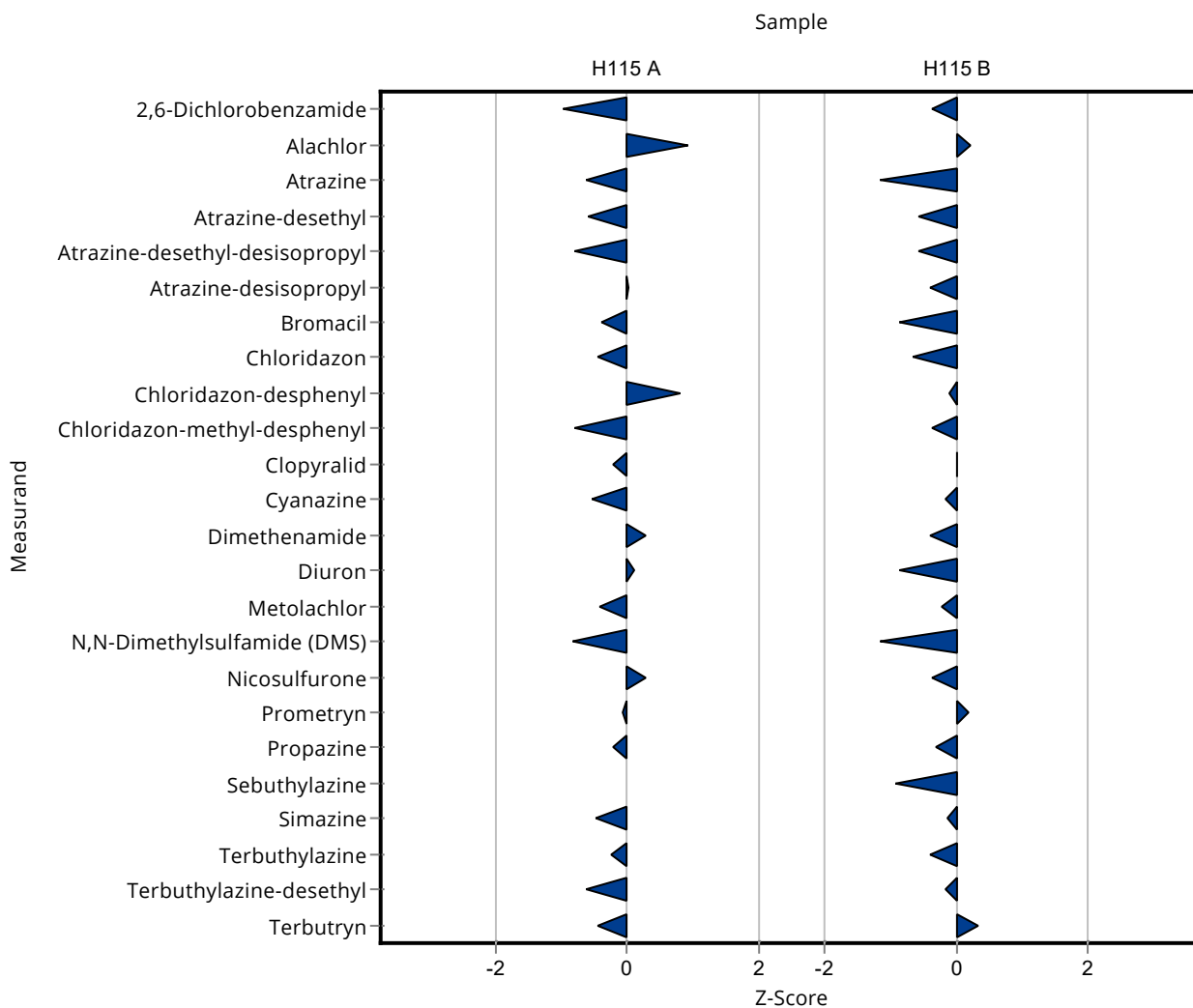
Labcode: LC0001

Parameter	Unit	Assigned value ± U (k=2)	Result ± U	Criterion	Recovery [%]	z-Score
Terbutylazine-desethyl	µg/l	0.402 ± 0.0151	0.375 ± 0.056	0.0442	93.2	-0.62
Terbutryn	µg/l	0.342 ± 0.0185	0.326 ± 0.049	0.0342	95.4	-0.46

Sample:H115B

Parameter	Unit	Assigned value ± U (k=2)	Result ± U	Criterion	Recovery [%]	z-Score
2,6-Dichlorobenzamide	µg/l	0.38 ± 0.0147	0.36 ± 0.054	0.057	94.7	-0.35
Alachlor	µg/l	0.82 ± 0.0367	0.841 ± 0.126	0.0984	103	0.22
Atrazine	µg/l	0.703 ± 0.0253	0.614 ± 0.092	0.0773	87.3	-1.15
Atrazine-desethyl	µg/l	0.34 ± 0.0137	0.317 ± 0.048	0.0409	93.1	-0.57
Atrazine-desethyl-desisopropyl	µg/l	0.637 ± 0.16	0.524 ± 0.079	0.197	82.3	-0.57
Atrazine-desisopropyl	µg/l	0.388 ± 0.0166	0.367 ± 0.055	0.0543	94.6	-0.39
Bromacil	µg/l	0.37 ± 0.0168	0.325 ± 0.049	0.0518	87.8	-0.87
Chloridazon	µg/l	0.323 ± 0.0189	0.295 ± 0.044	0.042	91.4	-0.66
Chloridazon-desphenyl	µg/l	0.392 ± 0.0215	0.388 ± 0.058	0.0432	98.9	-0.10
Chloridazon-methyl-desphenyl	µg/l	0.805 ± 0.0343	0.767 ± 0.115	0.105	95.3	-0.37
Clopyralid	µg/l	0.706 ± 0.0561	0.707 ± 0.106	0.176	100	0.01
Cyanazine	µg/l	0.623 ± 0.045	0.61 ± 0.092	0.0873	97.9	-0.15
Dimethenamide	µg/l	0.201 ± 0.00949	0.193 ± 0.029	0.0201	96.1	-0.39
Diuron	µg/l	0.195 ± 0.00956	0.173 ± 0.026	0.0253	88.9	-0.86
Metolachlor	µg/l	0.151 ± 0.00462	0.146 ± 0.022	0.0227	96.7	-0.22
N,N-Dimethylsulfamide (DMS)	µg/l	0.382 ± 0.0292	0.316 ± 0.047	0.0573	82.7	-1.15
Nicosulfurone	µg/l	0.694 ± 0.0492	0.63 ± 0.095	0.173	90.8	-0.37
Prometryn	µg/l	0.34 ± 0.00812	0.349 ± 0.052	0.0442	103	0.20

Parameter	Unit	Assigned value ± U (k=2)	Result ± U	Criterion	Recovery [%]	z-Score
Propazine	µg/l	0.723 ± 0.0266	0.694 ± 0.104	0.094	96	-0.31
Sebuthylazine	µg/l	0.691 ± 0.0428	0.632 ± 0.095	0.0643	91.4	-0.92
Simazine	µg/l	0.163 ± 0.0114	0.16 ± 0.024	0.0179	98.4	-0.15
Terbuthylazine	µg/l	0.387 ± 0.0188	0.37 ± 0.056	0.0425	95.7	-0.39
Terbuthylazine-desethyl	µg/l	0.166 ± 0.0119	0.163 ± 0.024	0.0183	98.1	-0.18
Terbutryn	µg/l	0.367 ± 0.0171	0.379 ± 0.057	0.0367	103	0.34

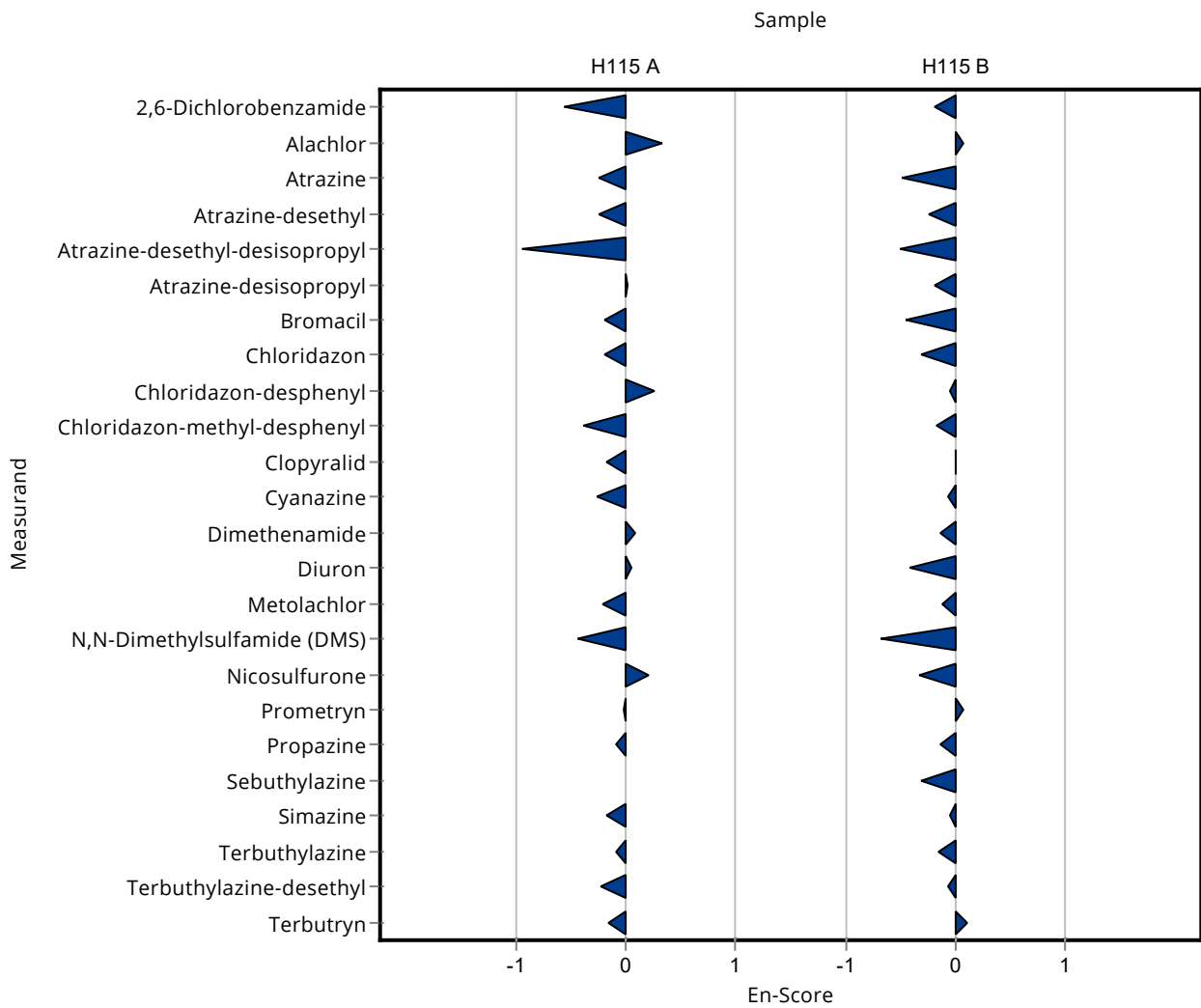


Sample: H115A

Parameter	Unit	Assigned value ± U (k=2)	Result ± U	Criterion	Recovery [%]	En-Score
2,6-Dichlorobenzamide	µg/l	0.782 ± 0.0372	0.667 ± 0.1	0.117	85.3	-0.57
Alachlor	µg/l	0.424 ± 0.0275	0.47 ± 0.071	0.0508	111	0.32
Atrazine	µg/l	0.376 ± 0.014	0.35 ± 0.053	0.0414	93	-0.24
Atrazine-desethyl	µg/l	0.863 ± 0.0646	0.801 ± 0.12	0.104	92.8	-0.25
Atrazine-desethyl-desisopropyl	µg/l	0.474 ± 0.0623	0.356 ± 0.053	0.147	75.1	-0.96
Atrazine-desisopropyl	µg/l	0.763 ± 0.0459	0.765 ± 0.115	0.107	100	0.01
Bromacil	µg/l	0.36 ± 0.0134	0.34 ± 0.051	0.0504	94.4	-0.20
Chloridazon	µg/l	0.136 ± 0.0124	0.128 ± 0.019	0.0176	94.3	-0.19
Chloridazon-desphenyl	µg/l	0.23 ± 0.0231	0.251 ± 0.038	0.0253	109	0.26
Chloridazon-methyl-desphenyl	µg/l	0.75 ± 0.0255	0.671 ± 0.101	0.0975	89.5	-0.39
Clopyralid	µg/l	0.263 ± 0.0205	0.248 ± 0.037	0.0656	94.5	-0.19
Cyanazine	µg/l	0.306 ± 0.0189	0.283 ± 0.042	0.0428	92.6	-0.26
Dimethenamide	µg/l	0.481 ± 0.0447	0.495 ± 0.074	0.0481	103	0.09
Diuron	µg/l	0.647 ± 0.0498	0.655 ± 0.098	0.0841	101	0.04
Metolachlor	µg/l	0.496 ± 0.0154	0.464 ± 0.07	0.0743	93.6	-0.22
N,N-Dimethylsulfamide (DMS)	µg/l	0.19 ± 0.0158	0.167 ± 0.025	0.0285	87.7	-0.44
Nicosulfurone	µg/l	0.305 ± 0.0313	0.326 ± 0.049	0.0764	107	0.20
Prometryn	µg/l	0.593 ± 0.0599	0.587 ± 0.088	0.0948	99	-0.03
Propazine	µg/l	0.346 ± 0.0138	0.336 ± 0.05	0.045	97.1	-0.10
Sebuthylazine	µg/l	- ± -	<0.019 (LOQ) ± -	-	-	-
Simazine	µg/l	0.167 ± 0.00807	0.158 ± 0.024	0.0184	94.7	-0.18
Terbuthylazine	µg/l	0.177 ± 0.00605	0.172 ± 0.026	0.0194	97.3	-0.09
Terbuthylazine-desethyl	µg/l	0.402 ± 0.0151	0.375 ± 0.056	0.0442	93.2	-0.24
Terbutryn	µg/l	0.342 ± 0.0185	0.326 ± 0.049	0.0342	95.4	-0.16

Sample: H115B

Parameter	Unit	Assigned value ± U (k=2)	Result ± U	Criterion	Recovery [%]	En-Score
2,6-Dichlorobenzamide	µg/l	0.38 ± 0.0147	0.36 ± 0.054	0.057	94.7	-0.19
Alachlor	µg/l	0.82 ± 0.0367	0.841 ± 0.126	0.0984	103	0.08
Atrazine	µg/l	0.703 ± 0.0253	0.614 ± 0.092	0.0773	87.3	-0.48
Atrazine-desethyl	µg/l	0.34 ± 0.0137	0.317 ± 0.048	0.0409	93.1	-0.24
Atrazine-desethyl-desisopropyl	µg/l	0.637 ± 0.16	0.524 ± 0.079	0.197	82.3	-0.50
Atrazine-desisopropyl	µg/l	0.388 ± 0.0166	0.367 ± 0.055	0.0543	94.6	-0.19
Bromacil	µg/l	0.37 ± 0.0168	0.325 ± 0.049	0.0518	87.8	-0.45
Chloridazon	µg/l	0.323 ± 0.0189	0.295 ± 0.044	0.042	91.4	-0.31
Chloridazon-desphenyl	µg/l	0.392 ± 0.0215	0.388 ± 0.058	0.0432	98.9	-0.04
Chloridazon-methyl-desphenyl	µg/l	0.805 ± 0.0343	0.767 ± 0.115	0.105	95.3	-0.16
Clopyralid	µg/l	0.706 ± 0.0561	0.707 ± 0.106	0.176	100	0.01
Cyanazine	µg/l	0.623 ± 0.045	0.61 ± 0.092	0.0873	97.9	-0.07
Dimethenamide	µg/l	0.201 ± 0.00949	0.193 ± 0.029	0.0201	96.1	-0.13
Diuron	µg/l	0.195 ± 0.00956	0.173 ± 0.026	0.0253	88.9	-0.41
Metolachlor	µg/l	0.151 ± 0.00462	0.146 ± 0.022	0.0227	96.7	-0.11
N,N-Dimethylsulfamide (DMS)	µg/l	0.382 ± 0.0292	0.316 ± 0.047	0.0573	82.7	-0.67
Nicosulfurone	µg/l	0.694 ± 0.0492	0.63 ± 0.095	0.173	90.8	-0.32
Prometryn	µg/l	0.34 ± 0.00812	0.349 ± 0.052	0.0442	103	0.08
Propazine	µg/l	0.723 ± 0.0266	0.694 ± 0.104	0.094	96	-0.14
Sebuthylazine	µg/l	0.691 ± 0.0428	0.632 ± 0.095	0.0643	91.4	-0.30
Simazine	µg/l	0.163 ± 0.0114	0.16 ± 0.024	0.0179	98.4	-0.05
Terbuthylazine	µg/l	0.387 ± 0.0188	0.37 ± 0.056	0.0425	95.7	-0.15
Terbuthylazine-desethyl	µg/l	0.166 ± 0.0119	0.163 ± 0.024	0.0183	98.1	-0.07
Terbutryn	µg/l	0.367 ± 0.0171	0.379 ± 0.057	0.0367	103	0.11



Sample: H115A

Parameter	Unit	Assigned value ± U (k=2)	Result ± U	Criterion	Recovery [%]	z-Score
2,6-Dichlorobenzamide	µg/l	0.782 ± 0.0372	0.905 ± 0.181	0.117	116	1.05
Alachlor	µg/l	0.424 ± 0.0275	0.465 ± 0.093	0.0508	110	0.81
Atrazine	µg/l	0.376 ± 0.014	0.413 ± 0.083	0.0414	110	0.89
Atrazine-desethyl	µg/l	0.863 ± 0.0646	0.877 ± 0.175	0.104	102	0.13
Atrazine-desethyl-desisopropyl	µg/l	0.474 ± 0.0623	- ± -	0.147	-	-
Atrazine-desisopropyl	µg/l	0.763 ± 0.0459	0.767 ± 0.153	0.107	101	0.04
Bromacil	µg/l	0.36 ± 0.0134	0.366 ± 0.073	0.0504	102	0.12
Chloridazon	µg/l	0.136 ± 0.0124	0.149 ± 0.03	0.0176	110	0.75
Chloridazon-desphenyl	µg/l	0.23 ± 0.0231	0.232 ± 0.046	0.0253	101	0.06
Chloridazon-methyl-desphenyl	µg/l	0.75 ± 0.0255	0.781 ± 0.156	0.0975	104	0.32
Clopyralid	µg/l	0.263 ± 0.0205	0.325 ± 0.065	0.0656	124	0.95
Cyanazine	µg/l	0.306 ± 0.0189	0.306 ± 0.061	0.0428	100	0.01
Dimethenamide	µg/l	0.481 ± 0.0447	0.305 ± 0.061	0.0481	63.4	-3.66
Diuron	µg/l	0.647 ± 0.0498	0.76 ± 0.152	0.0841	117	1.35
Metolachlor	µg/l	0.496 ± 0.0154	0.529 ± 0.106	0.0743	107	0.45
N,N-Dimethylsulfamide (DMS)	µg/l	0.19 ± 0.0158	0.165 ± 0.033	0.0285	86.7	-0.89
Nicosulfurone	µg/l	0.305 ± 0.0313	0.312 ± 0.062	0.0764	102	0.09
Prometryn	µg/l	0.593 ± 0.0599	0.252 ± 0.05	0.0948	42.5	-3.59
Propazine	µg/l	0.346 ± 0.0138	0.384 ± 0.077	0.045	111	0.85
Sebuthylazine	µg/l	- ± -	<0.01 (LOQ) ± -	-	-	-
Simazine	µg/l	0.167 ± 0.00807	0.179 ± 0.036	0.0184	107	0.66
Terbuthylazine	µg/l	0.177 ± 0.00605	0.193 ± 0.039	0.0194	109	0.84

Summary of results Pesticides H115

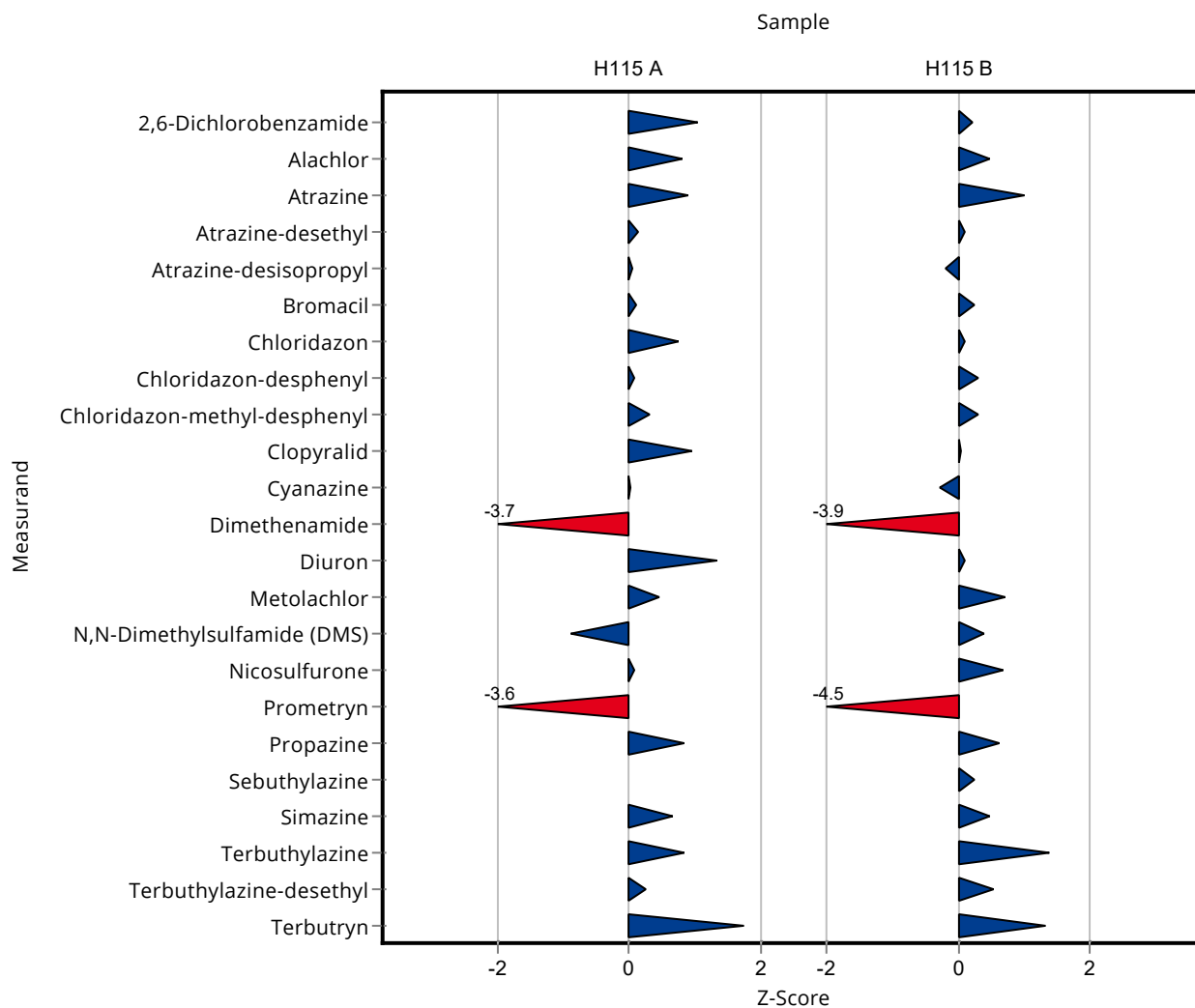
Labcode: LC0002

Parameter	Unit	Assigned value ± U (k=2)	Result ± U	Criterion	Recovery [%]	z-Score
Terbutylazine-desethyl	µg/l	0.402 ± 0.0151	0.413 ± 0.083	0.0442	103	0.24
Terbutryn	µg/l	0.342 ± 0.0185	0.401 ± 0.08	0.0342	117	1.74

Sample: H115B

Parameter	Unit	Assigned value ± U (k=2)	Result ± U	Criterion	Recovery [%]	z-Score
2,6-Dichlorobenzamide	µg/l	0.38 ± 0.0147	0.393 ± 0.079	0.057	103	0.22
Alachlor	µg/l	0.82 ± 0.0367	0.866 ± 0.173	0.0984	106	0.47
Atrazine	µg/l	0.703 ± 0.0253	0.78 ± 0.156	0.0773	111	1.00
Atrazine-desethyl	µg/l	0.34 ± 0.0137	0.345 ± 0.069	0.0409	101	0.11
Atrazine-desethyl-desisopropyl	µg/l	0.637 ± 0.16	- ± -	0.197	-	-
Atrazine-desisopropyl	µg/l	0.388 ± 0.0166	0.377 ± 0.075	0.0543	97.1	-0.20
Bromacil	µg/l	0.37 ± 0.0168	0.383 ± 0.077	0.0518	103	0.25
Chloridazon	µg/l	0.323 ± 0.0189	0.327 ± 0.065	0.042	101	0.10
Chloridazon-desphenyl	µg/l	0.392 ± 0.0215	0.406 ± 0.081	0.0432	103	0.32
Chloridazon-methyl-desphenyl	µg/l	0.805 ± 0.0343	0.838 ± 0.168	0.105	104	0.31
Clopyralid	µg/l	0.706 ± 0.0561	0.712 ± 0.142	0.176	101	0.03
Cyanazine	µg/l	0.623 ± 0.045	0.6 ± 0.12	0.0873	96.2	-0.27
Dimethenamide	µg/l	0.201 ± 0.00949	0.123 ± 0.025	0.0201	61.3	-3.87
Diuron	µg/l	0.195 ± 0.00956	0.197 ± 0.039	0.0253	101	0.09
Metolachlor	µg/l	0.151 ± 0.00462	0.167 ± 0.033	0.0227	111	0.71
N,N-Dimethylsulfamide (DMS)	µg/l	0.382 ± 0.0292	0.404 ± 0.081	0.0573	106	0.38
Nicosulfurone	µg/l	0.694 ± 0.0492	0.813 ± 0.163	0.173	117	0.69
Prometryn	µg/l	0.34 ± 0.00812	0.143 ± 0.029	0.0442	42	-4.46

Parameter	Unit	Assigned value ± U (k=2)	Result ± U	Criterion	Recovery [%]	z-Score
Propazine	µg/l	0.723 ± 0.0266	0.782 ± 0.156	0.094	108	0.63
Sebuthylazine	µg/l	0.691 ± 0.0428	0.707 ± 0.141	0.0643	102	0.24
Simazine	µg/l	0.163 ± 0.0114	0.171 ± 0.034	0.0179	105	0.47
Terbuthylazine	µg/l	0.387 ± 0.0188	0.445 ± 0.089	0.0425	115	1.37
Terbuthylazine-desethyl	µg/l	0.166 ± 0.0119	0.176 ± 0.035	0.0183	106	0.54
Terbutryn	µg/l	0.367 ± 0.0171	0.415 ± 0.083	0.0367	113	1.32

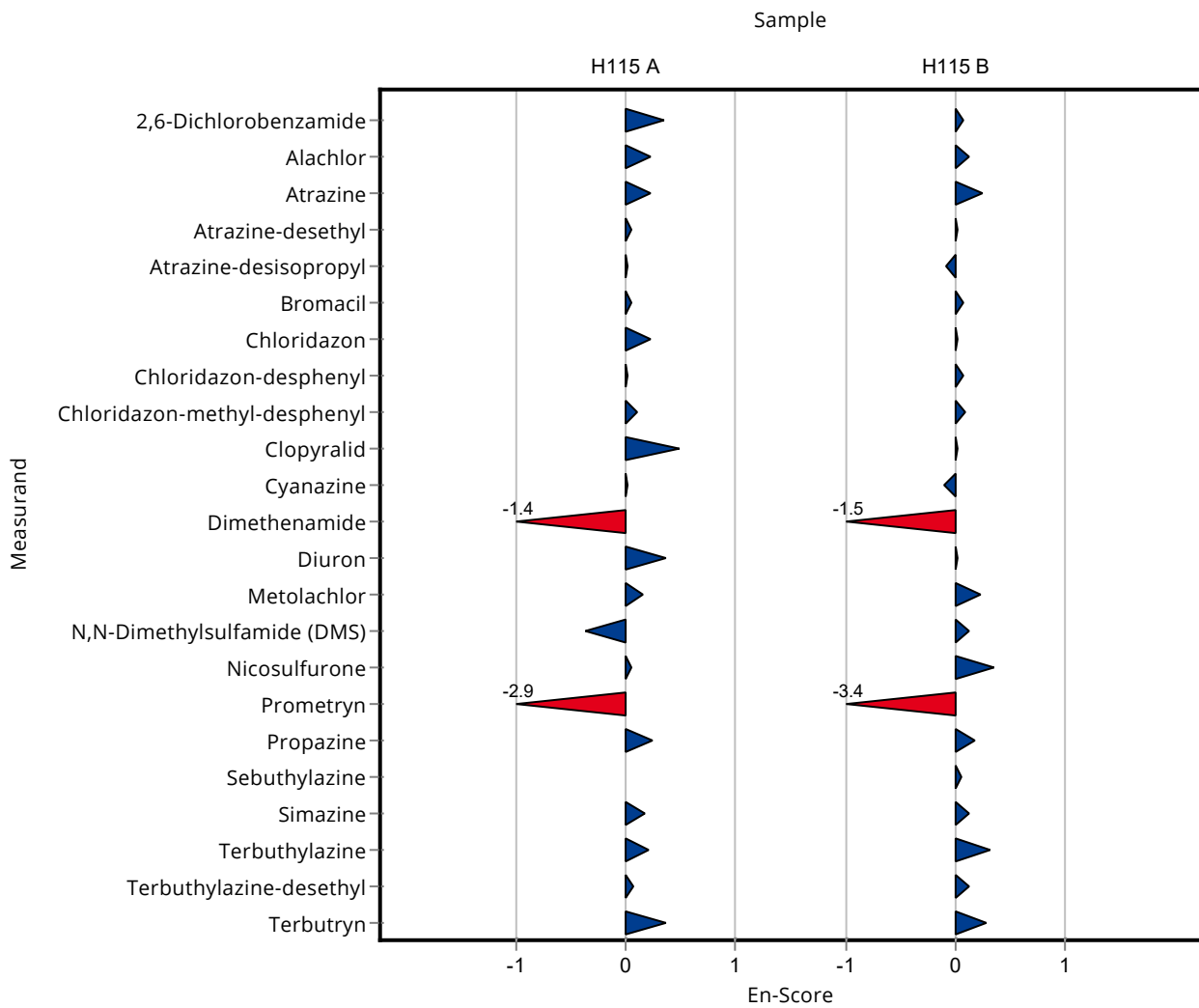


Sample: H115A

Parameter	Unit	Assigned value ± U (k=2)	Result ± U	Criterion	Recovery [%]	En-Score
2,6-Dichlorobenzamide	µg/l	0.782 ± 0.0372	0.905 ± 0.181	0.117	116	0.34
Alachlor	µg/l	0.424 ± 0.0275	0.465 ± 0.093	0.0508	110	0.22
Atrazine	µg/l	0.376 ± 0.014	0.413 ± 0.083	0.0414	110	0.22
Atrazine-desethyl	µg/l	0.863 ± 0.0646	0.877 ± 0.175	0.104	102	0.04
Atrazine-desethyl-desisopropyl	µg/l	0.474 ± 0.0623	- ± -	0.147	-	-
Atrazine-desisopropyl	µg/l	0.763 ± 0.0459	0.767 ± 0.153	0.107	101	0.01
Bromacil	µg/l	0.36 ± 0.0134	0.366 ± 0.073	0.0504	102	0.04
Chloridazon	µg/l	0.136 ± 0.0124	0.149 ± 0.03	0.0176	110	0.22
Chloridazon-desphenyl	µg/l	0.23 ± 0.0231	0.232 ± 0.046	0.0253	101	0.02
Chloridazon-methyl-desphenyl	µg/l	0.75 ± 0.0255	0.781 ± 0.156	0.0975	104	0.10
Clopyralid	µg/l	0.263 ± 0.0205	0.325 ± 0.065	0.0656	124	0.47
Cyanazine	µg/l	0.306 ± 0.0189	0.306 ± 0.061	0.0428	100	0.00
Dimethenamide	µg/l	0.481 ± 0.0447	0.305 ± 0.061	0.0481	63.4	-1.36
Diuron	µg/l	0.647 ± 0.0498	0.76 ± 0.152	0.0841	117	0.37
Metolachlor	µg/l	0.496 ± 0.0154	0.529 ± 0.106	0.0743	107	0.16
N,N-Dimethylsulfamide (DMS)	µg/l	0.19 ± 0.0158	0.165 ± 0.033	0.0285	86.7	-0.37
Nicosulfurone	µg/l	0.305 ± 0.0313	0.312 ± 0.062	0.0764	102	0.05
Prometryn	µg/l	0.593 ± 0.0599	0.252 ± 0.05	0.0948	42.5	-2.92
Propazine	µg/l	0.346 ± 0.0138	0.384 ± 0.077	0.045	111	0.25
Sebuthylazine	µg/l	- ± -	<0.01 (LOQ) ± -	-	-	-
Simazine	µg/l	0.167 ± 0.00807	0.179 ± 0.036	0.0184	107	0.17
Terbuthylazine	µg/l	0.177 ± 0.00605	0.193 ± 0.039	0.0194	109	0.21
Terbuthylazine-desethyl	µg/l	0.402 ± 0.0151	0.413 ± 0.083	0.0442	103	0.06
Terbutryn	µg/l	0.342 ± 0.0185	0.401 ± 0.08	0.0342	117	0.37

Sample: H115B

Parameter	Unit	Assigned value ± U (k=2)	Result ± U	Criterion	Recovery [%]	En-Score
2,6-Dichlorobenzamide	µg/l	0.38 ± 0.0147	0.393 ± 0.079	0.057	103	0.08
Alachlor	µg/l	0.82 ± 0.0367	0.866 ± 0.173	0.0984	106	0.13
Atrazine	µg/l	0.703 ± 0.0253	0.78 ± 0.156	0.0773	111	0.25
Atrazine-desethyl	µg/l	0.34 ± 0.0137	0.345 ± 0.069	0.0409	101	0.03
Atrazine-desethyl-desisopropyl	µg/l	0.637 ± 0.16	- ± -	0.197	-	-
Atrazine-desisopropyl	µg/l	0.388 ± 0.0166	0.377 ± 0.075	0.0543	97.1	-0.07
Bromacil	µg/l	0.37 ± 0.0168	0.383 ± 0.077	0.0518	103	0.08
Chloridazon	µg/l	0.323 ± 0.0189	0.327 ± 0.065	0.042	101	0.03
Chloridazon-desphenyl	µg/l	0.392 ± 0.0215	0.406 ± 0.081	0.0432	103	0.08
Chloridazon-methyl-desphenyl	µg/l	0.805 ± 0.0343	0.838 ± 0.168	0.105	104	0.10
Clopyralid	µg/l	0.706 ± 0.0561	0.712 ± 0.142	0.176	101	0.02
Cyanazine	µg/l	0.623 ± 0.045	0.6 ± 0.12	0.0873	96.2	-0.10
Dimethenamide	µg/l	0.201 ± 0.00949	0.123 ± 0.025	0.0201	61.3	-1.53
Diuron	µg/l	0.195 ± 0.00956	0.197 ± 0.039	0.0253	101	0.03
Metolachlor	µg/l	0.151 ± 0.00462	0.167 ± 0.033	0.0227	111	0.24
N,N-Dimethylsulfamide (DMS)	µg/l	0.382 ± 0.0292	0.404 ± 0.081	0.0573	106	0.13
Nicosulfurone	µg/l	0.694 ± 0.0492	0.813 ± 0.163	0.173	117	0.36
Prometryn	µg/l	0.34 ± 0.00812	0.143 ± 0.029	0.0442	42	-3.37
Propazine	µg/l	0.723 ± 0.0266	0.782 ± 0.156	0.094	108	0.19
Sebuthylazine	µg/l	0.691 ± 0.0428	0.707 ± 0.141	0.0643	102	0.06
Simazine	µg/l	0.163 ± 0.0114	0.171 ± 0.034	0.0179	105	0.12
Terbuthylazine	µg/l	0.387 ± 0.0188	0.445 ± 0.089	0.0425	115	0.33
Terbuthylazine-desethyl	µg/l	0.166 ± 0.0119	0.176 ± 0.035	0.0183	106	0.14
Terbutryn	µg/l	0.367 ± 0.0171	0.415 ± 0.083	0.0367	113	0.29



Sample: H115A

Parameter	Unit	Assigned value ± U (k=2)	Result ± U	Criterion	Recovery [%]	z-Score
2,6-Dichlorobenzamide	µg/l	0.782 ± 0.0372	0.876 ± 0.153	0.117	112	0.80
Alachlor	µg/l	0.424 ± 0.0275	0.437 ± 0.066	0.0508	103	0.26
Atrazine	µg/l	0.376 ± 0.014	0.392 ± 0.049	0.0414	104	0.38
Atrazine-desethyl	µg/l	0.863 ± 0.0646	1.23 ± 0.185	0.104	142	3.54
Atrazine-desethyl-desisopropyl	µg/l	0.474 ± 0.0623	- ± -	0.147	-	-
Atrazine-desisopropyl	µg/l	0.763 ± 0.0459	1.34 ± 0.268	0.107	176	5.40
Bromacil	µg/l	0.36 ± 0.0134	- ± -	0.0504	-	-
Chloridazon	µg/l	0.136 ± 0.0124	0.175 ± 0.026	0.0176	129	2.23
Chloridazon-desphenyl	µg/l	0.23 ± 0.0231	- ± -	0.0253	-	-
Chloridazon-methyl-desphenyl	µg/l	0.75 ± 0.0255	- ± -	0.0975	-	-
Clopyralid	µg/l	0.263 ± 0.0205	0.246 ± 0.043	0.0656	93.7	-0.25
Cyanazine	µg/l	0.306 ± 0.0189	- ± -	0.0428	-	-
Dimethenamide	µg/l	0.481 ± 0.0447	0.586 ± 0.176	0.0481	122	2.18
Diuron	µg/l	0.647 ± 0.0498	0.715 ± 0.107	0.0841	111	0.81
Metolachlor	µg/l	0.496 ± 0.0154	0.484 ± 0.073	0.0743	97.7	-0.16
N,N-Dimethylsulfamide (DMS)	µg/l	0.19 ± 0.0158	- ± -	0.0285	-	-
Nicosulfurone	µg/l	0.305 ± 0.0313	- ± -	0.0764	-	-
Prometryn	µg/l	0.593 ± 0.0599	- ± -	0.0948	-	-
Propazine	µg/l	0.346 ± 0.0138	- ± -	0.045	-	-
Sebuthylazine	µg/l	- ± -	- ± -	-	-	-
Simazine	µg/l	0.167 ± 0.00807	0.233 ± 0.035	0.0184	140	3.60
Terbuthylazine	µg/l	0.177 ± 0.00605	0.203 ± 0.025	0.0194	115	1.35

Summary of results Pesticides H115

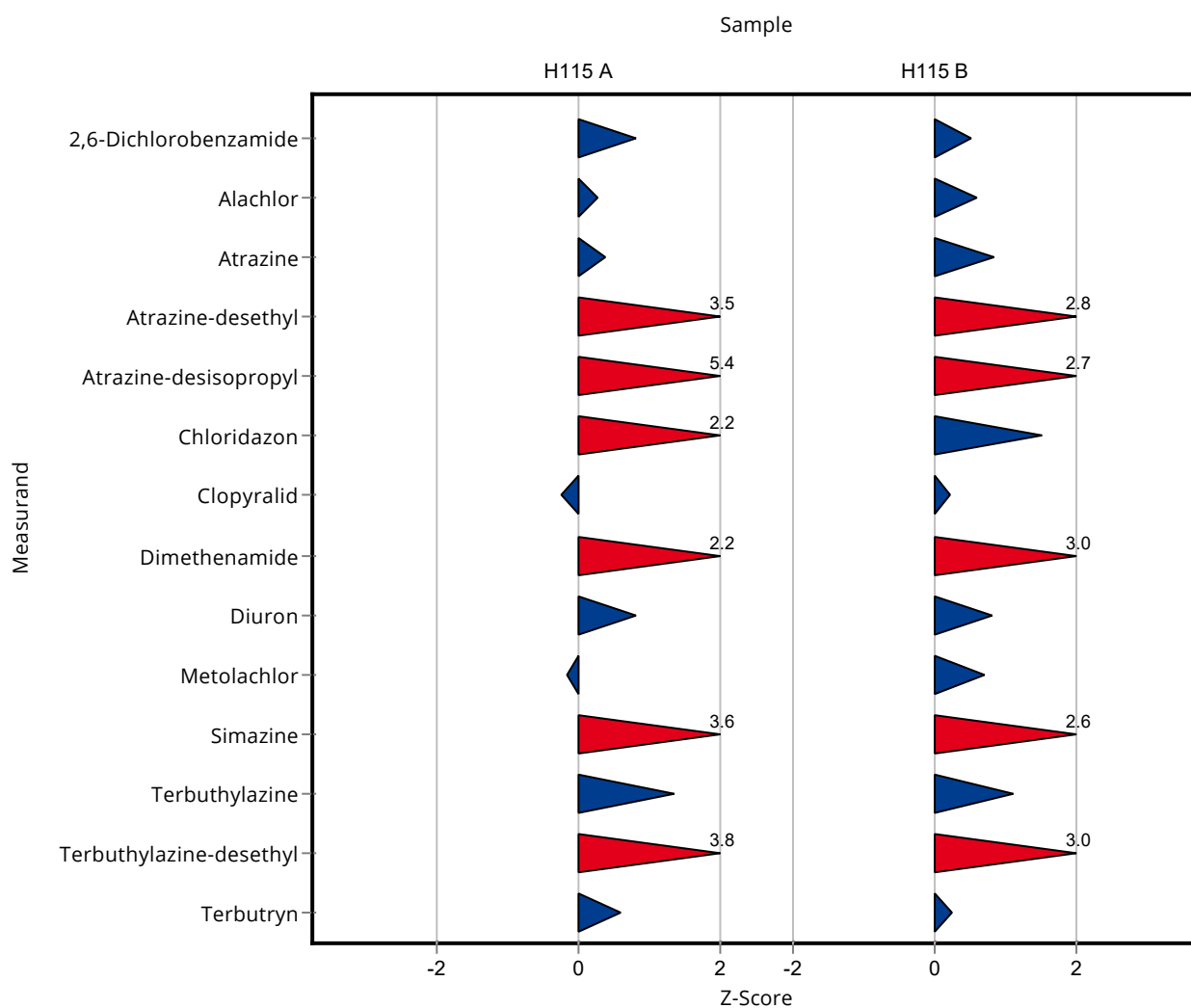
Labcode: LC0003

Parameter	Unit	Assigned value ± U (k=2)	Result ± U	Criterion	Recovery [%]	z-Score
Terbutylazine-desethyl	µg/l	0.402 ± 0.0151	0.572 ± 0.086	0.0442	142	3.84
Terbutryn	µg/l	0.342 ± 0.0185	0.362 ± 0.054	0.0342	106	0.60

Sample: H115B

Parameter	Unit	Assigned value ± U (k=2)	Result ± U	Criterion	Recovery [%]	z-Score
2,6-Dichlorobenzamide	µg/l	0.38 ± 0.0147	0.41 ± 0.072	0.057	108	0.52
Alachlor	µg/l	0.82 ± 0.0367	0.879 ± 0.132	0.0984	107	0.60
Atrazine	µg/l	0.703 ± 0.0253	0.769 ± 0.096	0.0773	109	0.85
Atrazine-desethyl	µg/l	0.34 ± 0.0137	0.453 ± 0.068	0.0409	133	2.75
Atrazine-desethyl-desisopropyl	µg/l	0.637 ± 0.16	- ± -	0.197	-	-
Atrazine-desisopropyl	µg/l	0.388 ± 0.0166	0.536 ± 0.107	0.0543	138	2.72
Bromacil	µg/l	0.37 ± 0.0168	- ± -	0.0518	-	-
Chloridazon	µg/l	0.323 ± 0.0189	0.386 ± 0.058	0.042	120	1.51
Chloridazon-desphenyl	µg/l	0.392 ± 0.0215	- ± -	0.0432	-	-
Chloridazon-methyl-desphenyl	µg/l	0.805 ± 0.0343	- ± -	0.105	-	-
Clopyralid	µg/l	0.706 ± 0.0561	0.747 ± 0.131	0.176	106	0.23
Cyanazine	µg/l	0.623 ± 0.045	- ± -	0.0873	-	-
Dimethenamide	µg/l	0.201 ± 0.00949	0.261 ± 0.078	0.0201	130	3.00
Diuron	µg/l	0.195 ± 0.00956	0.215 ± 0.032	0.0253	110	0.80
Metolachlor	µg/l	0.151 ± 0.00462	0.167 ± 0.025	0.0227	111	0.71
N,N-Dimethylsulfamide (DMS)	µg/l	0.382 ± 0.0292	- ± -	0.0573	-	-
Nicosulfurone	µg/l	0.694 ± 0.0492	- ± -	0.173	-	-
Prometryn	µg/l	0.34 ± 0.00812	- ± -	0.0442	-	-

Parameter	Unit	Assigned value ± U (k=2)	Result ± U	Criterion	Recovery [%]	z-Score
Propazine	µg/l	0.723 ± 0.0266	- ± -	0.094	-	-
Sebuthylazine	µg/l	0.691 ± 0.0428	- ± -	0.0643	-	-
Simazine	µg/l	0.163 ± 0.0114	0.21 ± 0.032	0.0179	129	2.65
Terbuthylazine	µg/l	0.387 ± 0.0188	0.434 ± 0.054	0.0425	112	1.11
Terbuthylazine-desethyl	µg/l	0.166 ± 0.0119	0.221 ± 0.033	0.0183	133	3.00
Terbutryn	µg/l	0.367 ± 0.0171	0.376 ± 0.056	0.0367	103	0.26

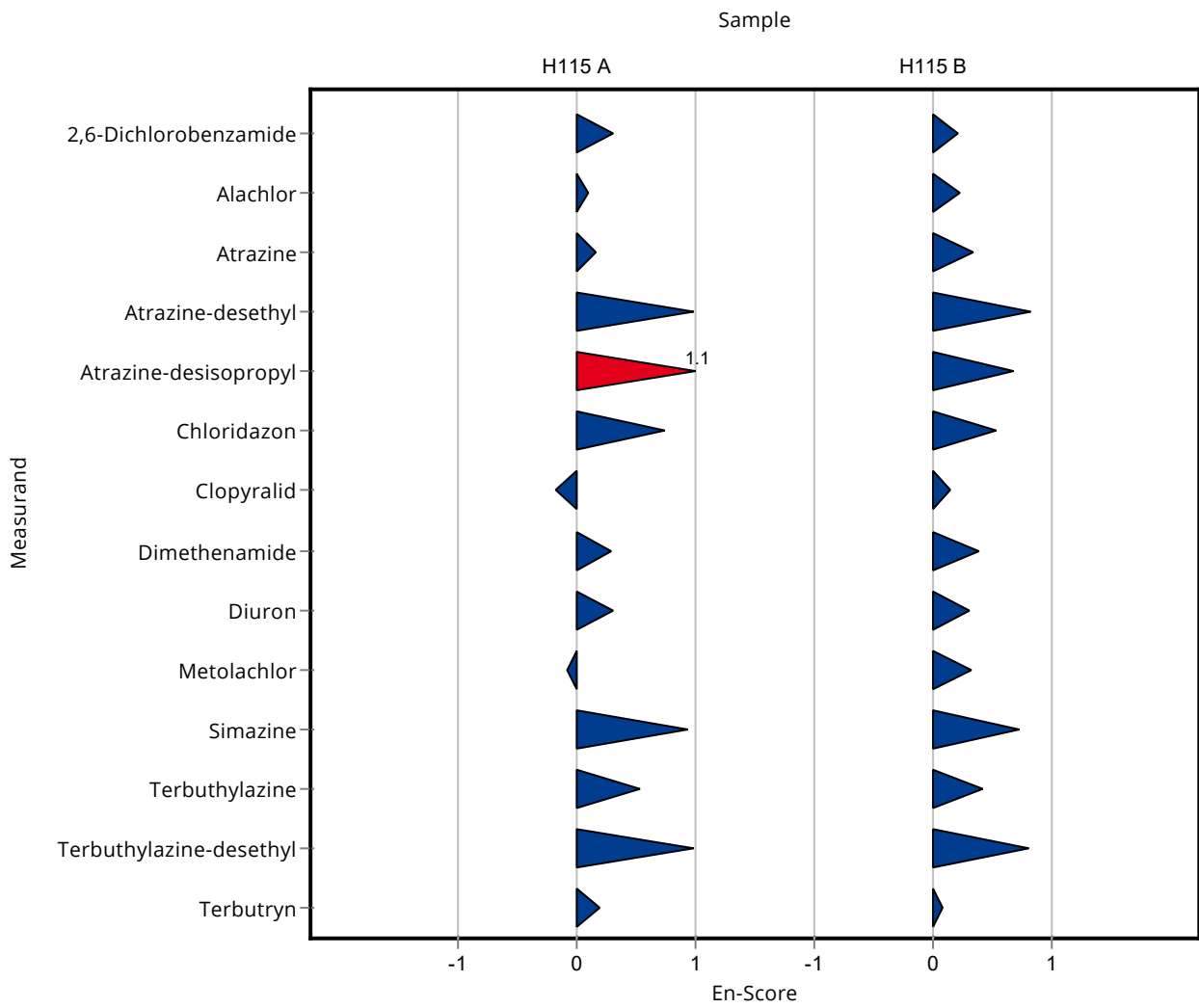


Sample: H115A

Parameter	Unit	Assigned value ± U (k=2)	Result ± U	Criterion	Recovery [%]	En-Score
2,6-Dichlorobenzamide	µg/l	0.782 ± 0.0372	0.876 ± 0.153	0.117	112	0.30
Alachlor	µg/l	0.424 ± 0.0275	0.437 ± 0.066	0.0508	103	0.10
Atrazine	µg/l	0.376 ± 0.014	0.392 ± 0.049	0.0414	104	0.16
Atrazine-desethyl	µg/l	0.863 ± 0.0646	1.23 ± 0.185	0.104	142	0.98
Atrazine-desethyl-desisopropyl	µg/l	0.474 ± 0.0623	- ± -	0.147	-	-
Atrazine-desisopropyl	µg/l	0.763 ± 0.0459	1.34 ± 0.268	0.107	176	1.07
Bromacil	µg/l	0.36 ± 0.0134	- ± -	0.0504	-	-
Chloridazon	µg/l	0.136 ± 0.0124	0.175 ± 0.026	0.0176	129	0.73
Chloridazon-desphenyl	µg/l	0.23 ± 0.0231	- ± -	0.0253	-	-
Chloridazon-methyl-desphenyl	µg/l	0.75 ± 0.0255	- ± -	0.0975	-	-
Clopyralid	µg/l	0.263 ± 0.0205	0.246 ± 0.043	0.0656	93.7	-0.19
Cyanazine	µg/l	0.306 ± 0.0189	- ± -	0.0428	-	-
Dimethenamide	µg/l	0.481 ± 0.0447	0.586 ± 0.176	0.0481	122	0.30
Diuron	µg/l	0.647 ± 0.0498	0.715 ± 0.107	0.0841	111	0.31
Metolachlor	µg/l	0.496 ± 0.0154	0.484 ± 0.073	0.0743	97.7	-0.08
N,N-Dimethylsulfamide (DMS)	µg/l	0.19 ± 0.0158	- ± -	0.0285	-	-
Nicosulfurone	µg/l	0.305 ± 0.0313	- ± -	0.0764	-	-
Prometryn	µg/l	0.593 ± 0.0599	- ± -	0.0948	-	-
Propazine	µg/l	0.346 ± 0.0138	- ± -	0.045	-	-
Sebuthylazine	µg/l	- ± -	- ± -	-	-	-
Simazine	µg/l	0.167 ± 0.00807	0.233 ± 0.035	0.0184	140	0.94
Terbuthylazine	µg/l	0.177 ± 0.00605	0.203 ± 0.025	0.0194	115	0.52
Terbuthylazine-desethyl	µg/l	0.402 ± 0.0151	0.572 ± 0.086	0.0442	142	0.98
Terbutryn	µg/l	0.342 ± 0.0185	0.362 ± 0.054	0.0342	106	0.19

Sample: H115B

Parameter	Unit	Assigned value ± U (k=2)	Result ± U	Criterion	Recovery [%]	En-Score
2,6-Dichlorobenzamide	µg/l	0.38 ± 0.0147	0.41 ± 0.072	0.057	108	0.21
Alachlor	µg/l	0.82 ± 0.0367	0.879 ± 0.132	0.0984	107	0.22
Atrazine	µg/l	0.703 ± 0.0253	0.769 ± 0.096	0.0773	109	0.34
Atrazine-desethyl	µg/l	0.34 ± 0.0137	0.453 ± 0.068	0.0409	133	0.82
Atrazine-desethyl-desisopropyl	µg/l	0.637 ± 0.16	- ± -	0.197	-	-
Atrazine-desisopropyl	µg/l	0.388 ± 0.0166	0.536 ± 0.107	0.0543	138	0.69
Bromacil	µg/l	0.37 ± 0.0168	- ± -	0.0518	-	-
Chloridazon	µg/l	0.323 ± 0.0189	0.386 ± 0.058	0.042	120	0.54
Chloridazon-desphenyl	µg/l	0.392 ± 0.0215	- ± -	0.0432	-	-
Chloridazon-methyl-desphenyl	µg/l	0.805 ± 0.0343	- ± -	0.105	-	-
Clopyralid	µg/l	0.706 ± 0.0561	0.747 ± 0.131	0.176	106	0.15
Cyanazine	µg/l	0.623 ± 0.045	- ± -	0.0873	-	-
Dimethenamide	µg/l	0.201 ± 0.00949	0.261 ± 0.078	0.0201	130	0.39
Diuron	µg/l	0.195 ± 0.00956	0.215 ± 0.032	0.0253	110	0.31
Metolachlor	µg/l	0.151 ± 0.00462	0.167 ± 0.025	0.0227	111	0.32
N,N-Dimethylsulfamide (DMS)	µg/l	0.382 ± 0.0292	- ± -	0.0573	-	-
Nicosulfurone	µg/l	0.694 ± 0.0492	- ± -	0.173	-	-
Prometryn	µg/l	0.34 ± 0.00812	- ± -	0.0442	-	-
Propazine	µg/l	0.723 ± 0.0266	- ± -	0.094	-	-
Sebuthylazine	µg/l	0.691 ± 0.0428	- ± -	0.0643	-	-
Simazine	µg/l	0.163 ± 0.0114	0.21 ± 0.032	0.0179	129	0.73
Terbuthylazine	µg/l	0.387 ± 0.0188	0.434 ± 0.054	0.0425	112	0.43
Terbuthylazine-desethyl	µg/l	0.166 ± 0.0119	0.221 ± 0.033	0.0183	133	0.82
Terbutryn	µg/l	0.367 ± 0.0171	0.376 ± 0.056	0.0367	103	0.08



Sample: H115A

Parameter	Unit	Assigned value ± U (k=2)	Result ± U	Criterion	Recovery [%]	z-Score
2,6-Dichlorobenzamide	µg/l	0.782 ± 0.0372	0.703 ± 0.197	0.117	89.9	-0.68
Alachlor	µg/l	0.424 ± 0.0275	- ± -	0.0508	-	-
Atrazine	µg/l	0.376 ± 0.014	0.363 ± 0.1127	0.0414	96.5	-0.32
Atrazine-desethyl	µg/l	0.863 ± 0.0646	1.084 ± 0.347	0.104	126	2.13
Atrazine-desethyl-desisopropyl	µg/l	0.474 ± 0.0623	- ± -	0.147	-	-
Atrazine-desisopropyl	µg/l	0.763 ± 0.0459	0.6763 ± 0.2029	0.107	88.6	-0.81
Bromacil	µg/l	0.36 ± 0.0134	- ± -	0.0504	-	-
Chloridazon	µg/l	0.136 ± 0.0124	- ± -	0.0176	-	-
Chloridazon-desphenyl	µg/l	0.23 ± 0.0231	0.2484 ± 0.0745	0.0253	108	0.71
Chloridazon-methyl-desphenyl	µg/l	0.75 ± 0.0255	1.009 ± 0.373	0.0975	135	2.66
Clopyralid	µg/l	0.263 ± 0.0205	- ± -	0.0656	-	-
Cyanazine	µg/l	0.306 ± 0.0189	- ± -	0.0428	-	-
Dimethenamide	µg/l	0.481 ± 0.0447	- ± -	0.0481	-	-
Diuron	µg/l	0.647 ± 0.0498	- ± -	0.0841	-	-
Metolachlor	µg/l	0.496 ± 0.0154	0.495 ± 0.1335	0.0743	99.9	-0.01
N,N-Dimethylsulfamide (DMS)	µg/l	0.19 ± 0.0158	- ± -	0.0285	-	-
Nicosulfurone	µg/l	0.305 ± 0.0313	- ± -	0.0764	-	-
Prometryn	µg/l	0.593 ± 0.0599	- ± -	0.0948	-	-
Propazine	µg/l	0.346 ± 0.0138	- ± -	0.045	-	-
Sebuthylazine	µg/l	- ± -	- ± -	-	-	-
Simazine	µg/l	0.167 ± 0.00807	0.14 ± 0.042	0.0184	83.9	-1.46
Terbuthylazine	µg/l	0.177 ± 0.00605	0.198 ± 0.0496	0.0194	112	1.10

Summary of results Pesticides H115

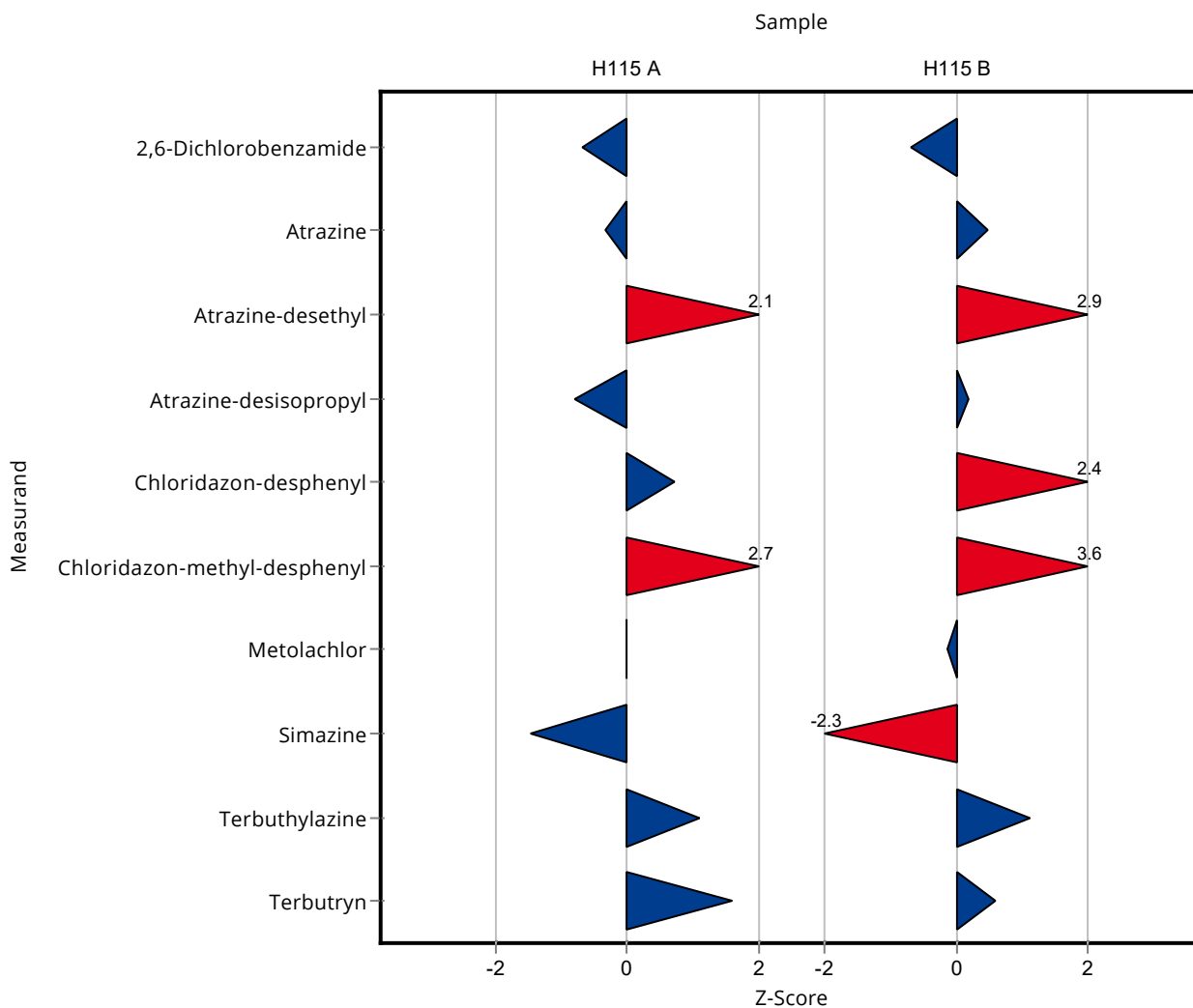
Labcode: LC0004

Parameter	Unit	Assigned value ± U (k=2)	Result ± U	Criterion	Recovery [%]	z-Score
Terbutylazine-desethyl	µg/l	0.402 ± 0.0151	- ± -	0.0442	-	-
Terbutryn	µg/l	0.342 ± 0.0185	0.396 ± 0.103	0.0342	116	1.59

Sample:H115B

Parameter	Unit	Assigned value ± U (k=2)	Result ± U	Criterion	Recovery [%]	z-Score
2,6-Dichlorobenzamide	µg/l	0.38 ± 0.0147	0.341 ± 0.095	0.057	89.7	-0.69
Alachlor	µg/l	0.82 ± 0.0367	- ± -	0.0984	-	-
Atrazine	µg/l	0.703 ± 0.0253	0.7399 ± 0.2294	0.0773	105	0.48
Atrazine-desethyl	µg/l	0.34 ± 0.0137	0.457 ± 0.1461	0.0409	134	2.85
Atrazine-desethyl-desisopropyl	µg/l	0.637 ± 0.16	- ± -	0.197	-	-
Atrazine-desisopropyl	µg/l	0.388 ± 0.0166	0.3975 ± 0.1193	0.0543	102	0.17
Bromacil	µg/l	0.37 ± 0.0168	- ± -	0.0518	-	-
Chloridazon	µg/l	0.323 ± 0.0189	- ± -	0.042	-	-
Chloridazon-desphenyl	µg/l	0.392 ± 0.0215	0.496 ± 0.1488	0.0432	126	2.40
Chloridazon-methyl-desphenyl	µg/l	0.805 ± 0.0343	1.18 ± 0.437	0.105	147	3.58
Clopyralid	µg/l	0.706 ± 0.0561	- ± -	0.176	-	-
Cyanazine	µg/l	0.623 ± 0.045	- ± -	0.0873	-	-
Dimethenamide	µg/l	0.201 ± 0.00949	- ± -	0.0201	-	-
Diuron	µg/l	0.195 ± 0.00956	- ± -	0.0253	-	-
Metolachlor	µg/l	0.151 ± 0.00462	0.148 ± 0.0399	0.0227	98	-0.13
N,N-Dimethylsulfamide (DMS)	µg/l	0.382 ± 0.0292	- ± -	0.0573	-	-
Nicosulfurone	µg/l	0.694 ± 0.0492	- ± -	0.173	-	-
Prometryn	µg/l	0.34 ± 0.00812	- ± -	0.0442	-	-

Parameter	Unit	Assigned value ± U (k=2)	Result ± U	Criterion	Recovery [%]	z-Score
Propazine	µg/l	0.723 ± 0.0266	- ± -	0.094	-	-
Sebuthylazine	µg/l	0.691 ± 0.0428	- ± -	0.0643	-	-
Simazine	µg/l	0.163 ± 0.0114	0.122 ± 0.037	0.0179	75	-2.27
Terbuthylazine	µg/l	0.387 ± 0.0188	0.435 ± 0.1087	0.0425	112	1.14
Terbuthylazine-desethyl	µg/l	0.166 ± 0.0119	- ± -	0.0183	-	-
Terbutryn	µg/l	0.367 ± 0.0171	0.388 ± 0.101	0.0367	106	0.58

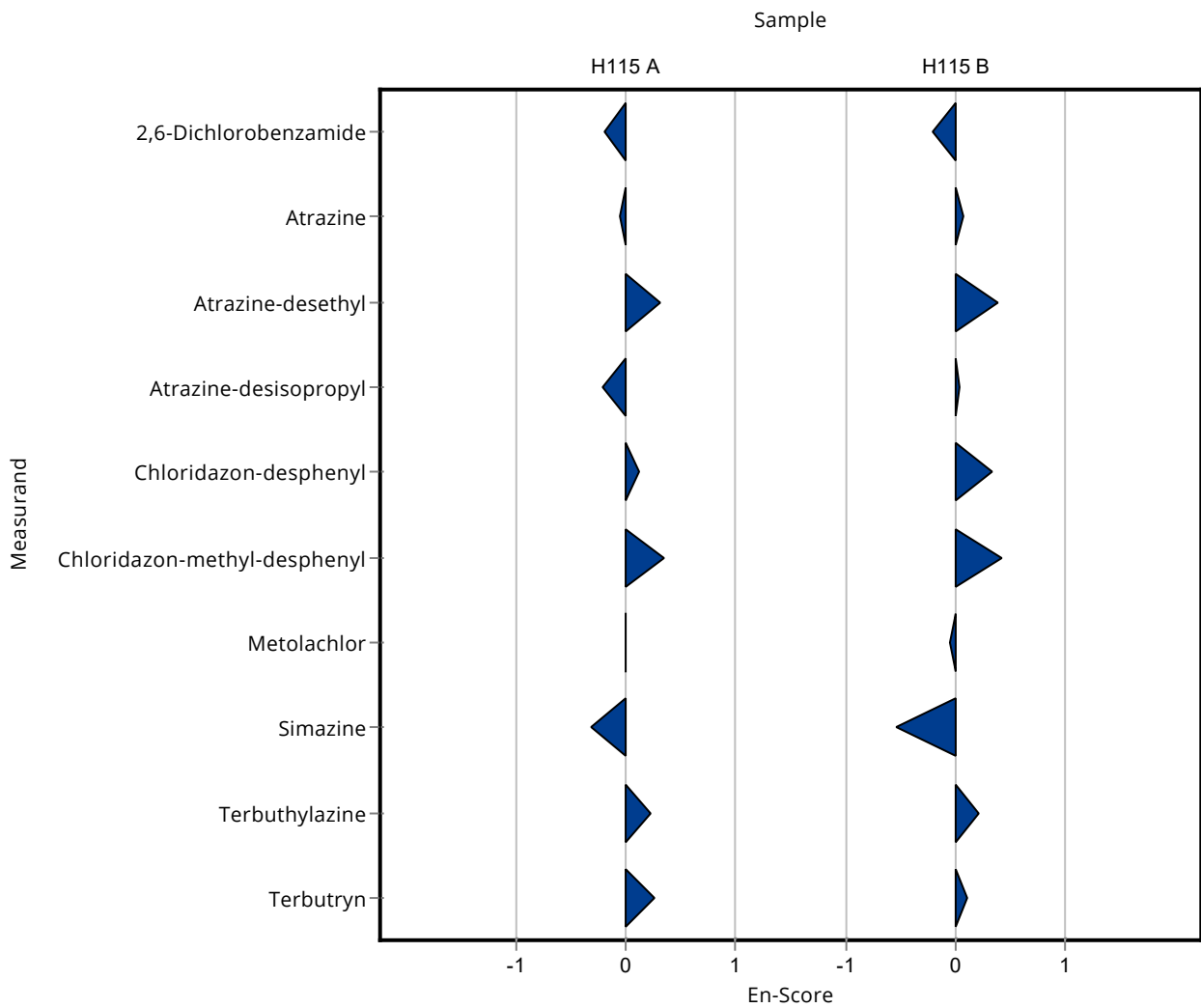


Sample: H115A

Parameter	Unit	Assigned value ± U (k=2)	Result ± U	Criterion	Recovery [%]	En-Score
2,6-Dichlorobenzamide	µg/l	0.782 ± 0.0372	0.703 ± 0.197	0.117	89.9	-0.20
Alachlor	µg/l	0.424 ± 0.0275	- ± -	0.0508	-	-
Atrazine	µg/l	0.376 ± 0.014	0.363 ± 0.1127	0.0414	96.5	-0.06
Atrazine-desethyl	µg/l	0.863 ± 0.0646	1.084 ± 0.347	0.104	126	0.32
Atrazine-desethyl-desisopropyl	µg/l	0.474 ± 0.0623	- ± -	0.147	-	-
Atrazine-desisopropyl	µg/l	0.763 ± 0.0459	0.6763 ± 0.2029	0.107	88.6	-0.21
Bromacil	µg/l	0.36 ± 0.0134	- ± -	0.0504	-	-
Chloridazon	µg/l	0.136 ± 0.0124	- ± -	0.0176	-	-
Chloridazon-desphenyl	µg/l	0.23 ± 0.0231	0.2484 ± 0.0745	0.0253	108	0.12
Chloridazon-methyl-desphenyl	µg/l	0.75 ± 0.0255	1.009 ± 0.373	0.0975	135	0.35
Clopyralid	µg/l	0.263 ± 0.0205	- ± -	0.0656	-	-
Cyanazine	µg/l	0.306 ± 0.0189	- ± -	0.0428	-	-
Dimethenamide	µg/l	0.481 ± 0.0447	- ± -	0.0481	-	-
Diuron	µg/l	0.647 ± 0.0498	- ± -	0.0841	-	-
Metolachlor	µg/l	0.496 ± 0.0154	0.495 ± 0.1335	0.0743	99.9	0.00
N,N-Dimethylsulfamide (DMS)	µg/l	0.19 ± 0.0158	- ± -	0.0285	-	-
Nicosulfurone	µg/l	0.305 ± 0.0313	- ± -	0.0764	-	-
Prometryn	µg/l	0.593 ± 0.0599	- ± -	0.0948	-	-
Propazine	µg/l	0.346 ± 0.0138	- ± -	0.045	-	-
Sebuthylazine	µg/l	- ± -	- ± -	-	-	-
Simazine	µg/l	0.167 ± 0.00807	0.14 ± 0.042	0.0184	83.9	-0.32
Terbuthylazine	µg/l	0.177 ± 0.00605	0.198 ± 0.0496	0.0194	112	0.21
Terbuthylazine-desethyl	µg/l	0.402 ± 0.0151	- ± -	0.0442	-	-
Terbutryn	µg/l	0.342 ± 0.0185	0.396 ± 0.103	0.0342	116	0.26

Sample: H115B

Parameter	Unit	Assigned value ± U (k=2)	Result ± U	Criterion	Recovery [%]	En-Score
2,6-Dichlorobenzamide	µg/l	0.38 ± 0.0147	0.341 ± 0.095	0.057	89.7	-0.21
Alachlor	µg/l	0.82 ± 0.0367	- ± -	0.0984	-	-
Atrazine	µg/l	0.703 ± 0.0253	0.7399 ± 0.2294	0.0773	105	0.08
Atrazine-desethyl	µg/l	0.34 ± 0.0137	0.457 ± 0.1461	0.0409	134	0.40
Atrazine-desethyl-desisopropyl	µg/l	0.637 ± 0.16	- ± -	0.197	-	-
Atrazine-desisopropyl	µg/l	0.388 ± 0.0166	0.3975 ± 0.1193	0.0543	102	0.04
Bromacil	µg/l	0.37 ± 0.0168	- ± -	0.0518	-	-
Chloridazon	µg/l	0.323 ± 0.0189	- ± -	0.042	-	-
Chloridazon-desphenyl	µg/l	0.392 ± 0.0215	0.496 ± 0.1488	0.0432	126	0.35
Chloridazon-methyl-desphenyl	µg/l	0.805 ± 0.0343	1.18 ± 0.437	0.105	147	0.43
Clopyralid	µg/l	0.706 ± 0.0561	- ± -	0.176	-	-
Cyanazine	µg/l	0.623 ± 0.045	- ± -	0.0873	-	-
Dimethenamide	µg/l	0.201 ± 0.00949	- ± -	0.0201	-	-
Diuron	µg/l	0.195 ± 0.00956	- ± -	0.0253	-	-
Metolachlor	µg/l	0.151 ± 0.00462	0.148 ± 0.0399	0.0227	98	-0.04
N,N-Dimethylsulfamide (DMS)	µg/l	0.382 ± 0.0292	- ± -	0.0573	-	-
Nicosulfurone	µg/l	0.694 ± 0.0492	- ± -	0.173	-	-
Prometryn	µg/l	0.34 ± 0.00812	- ± -	0.0442	-	-
Propazine	µg/l	0.723 ± 0.0266	- ± -	0.094	-	-
Sebuthylazine	µg/l	0.691 ± 0.0428	- ± -	0.0643	-	-
Simazine	µg/l	0.163 ± 0.0114	0.122 ± 0.037	0.0179	75	-0.54
Terbuthylazine	µg/l	0.387 ± 0.0188	0.435 ± 0.1087	0.0425	112	0.22
Terbuthylazine-desethyl	µg/l	0.166 ± 0.0119	- ± -	0.0183	-	-
Terbutryn	µg/l	0.367 ± 0.0171	0.388 ± 0.101	0.0367	106	0.11



Sample: H115A

Parameter	Unit	Assigned value ± U (k=2)	Result ± U	Criterion	Recovery [%]	z-Score
2,6-Dichlorobenzamide	µg/l	0.782 ± 0.0372	- ± -	0.117	-	-
Alachlor	µg/l	0.424 ± 0.0275	0.326 ± 0.049	0.0508	77	-1.92
Atrazine	µg/l	0.376 ± 0.014	0.245 ± 0.037	0.0414	65.1	-3.17
Atrazine-desethyl	µg/l	0.863 ± 0.0646	0.733 ± 0.1	0.104	84.9	-1.26
Atrazine-desethyl-desisopropyl	µg/l	0.474 ± 0.0623	0.551 ± 0.083	0.147	116	0.52
Atrazine-desisopropyl	µg/l	0.763 ± 0.0459	0.692 ± 0.104	0.107	90.7	-0.66
Bromacil	µg/l	0.36 ± 0.0134	- ± -	0.0504	-	-
Chloridazon	µg/l	0.136 ± 0.0124	0.087 ± 0.013	0.0176	64.1	-2.76
Chloridazon-desphenyl	µg/l	0.23 ± 0.0231	0.714 ± 0.107	0.0253	310	19.08
Chloridazon-methyl-desphenyl	µg/l	0.75 ± 0.0255	1.048 ± 0.157	0.0975	140	3.06
Clopyralid	µg/l	0.263 ± 0.0205	0.244 ± 0.037	0.0656	93	-0.28
Cyanazine	µg/l	0.306 ± 0.0189	- ± -	0.0428	-	-
Dimethenamide	µg/l	0.481 ± 0.0447	- ± -	0.0481	-	-
Diuron	µg/l	0.647 ± 0.0498	- ± -	0.0841	-	-
Metolachlor	µg/l	0.496 ± 0.0154	0.499 ± 0.075	0.0743	101	0.05
N,N-Dimethylsulfamide (DMS)	µg/l	0.19 ± 0.0158	- ± -	0.0285	-	-
Nicosulfurone	µg/l	0.305 ± 0.0313	- ± -	0.0764	-	-
Prometryn	µg/l	0.593 ± 0.0599	0.472 ± 0.071	0.0948	79.6	-1.27
Propazine	µg/l	0.346 ± 0.0138	0.24 ± 0.036	0.045	69.4	-2.36
Sebuthylazine	µg/l	- ± -	- ± -	-	-	-
Simazine	µg/l	0.167 ± 0.00807	0.1 ± 0.015	0.0184	59.9	-3.64
Terbuthylazine	µg/l	0.177 ± 0.00605	0.116 ± 0.017	0.0194	65.6	-3.12

Summary of results Pesticides H115

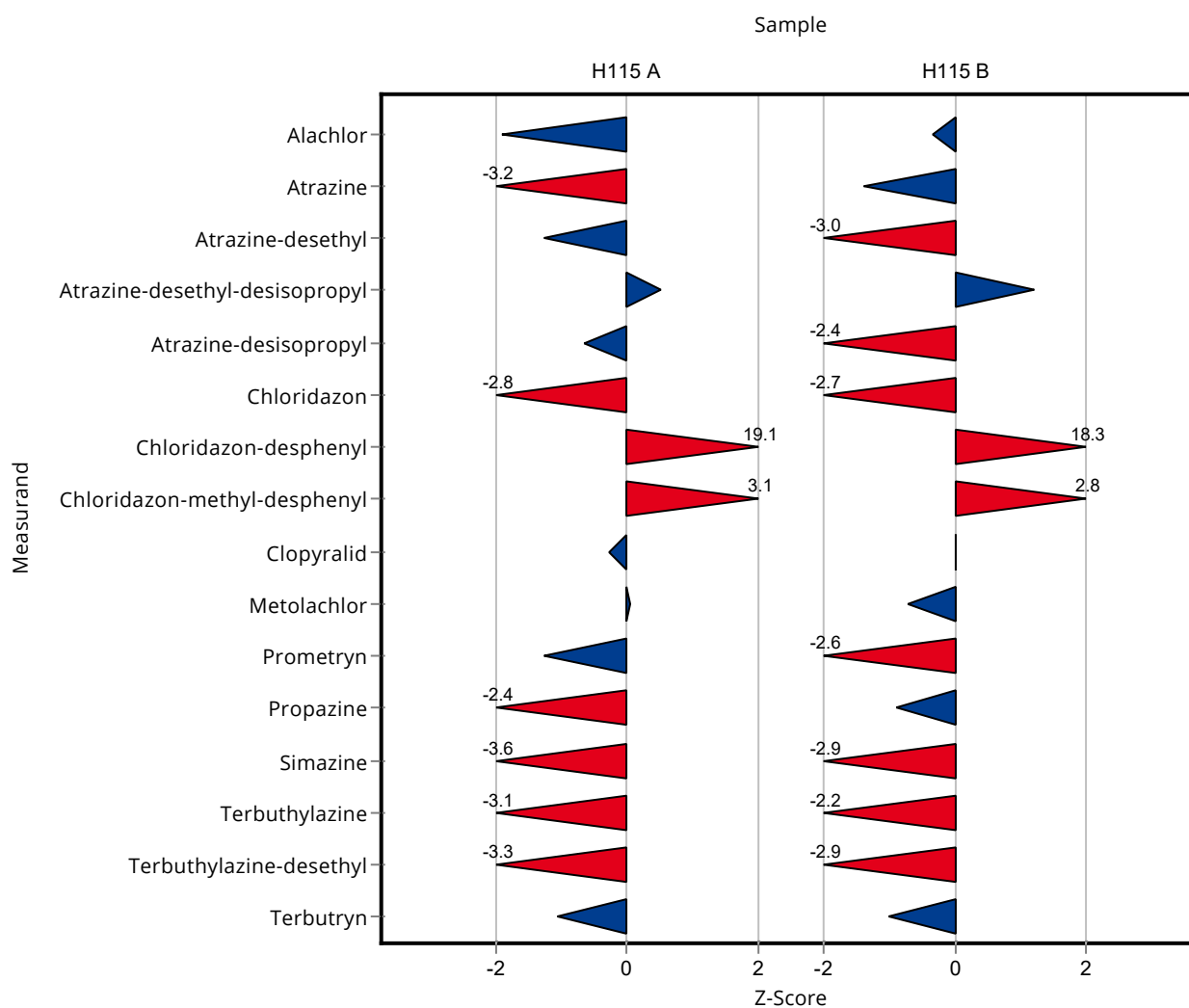
Labcode: LC0005

Parameter	Unit	Assigned value ± U (k=2)	Result ± U	Criterion	Recovery [%]	z-Score
Terbutylazine-desethyl	µg/l	0.402 ± 0.0151	0.256 ± 0.038	0.0442	63.6	-3.31
Terbutryn	µg/l	0.342 ± 0.0185	0.305 ± 0.048	0.0342	89.3	-1.07

Sample:H115B

Parameter	Unit	Assigned value ± U (k=2)	Result ± U	Criterion	Recovery [%]	z-Score
2,6-Dichlorobenzamide	µg/l	0.38 ± 0.0147	- ± -	0.057	-	-
Alachlor	µg/l	0.82 ± 0.0367	0.787 ± 0.118	0.0984	96	-0.33
Atrazine	µg/l	0.703 ± 0.0253	0.596 ± 0.089	0.0773	84.8	-1.38
Atrazine-desethyl	µg/l	0.34 ± 0.0137	0.218 ± 0.033	0.0409	64	-3.00
Atrazine-desethyl-desisopropyl	µg/l	0.637 ± 0.16	0.875 ± 0.131	0.197	137	1.21
Atrazine-desisopropyl	µg/l	0.388 ± 0.0166	0.258 ± 0.039	0.0543	66.5	-2.39
Bromacil	µg/l	0.37 ± 0.0168	- ± -	0.0518	-	-
Chloridazon	µg/l	0.323 ± 0.0189	0.208 ± 0.031	0.042	64.4	-2.73
Chloridazon-desphenyl	µg/l	0.392 ± 0.0215	1.184 ± 0.178	0.0432	302	18.34
Chloridazon-methyl-desphenyl	µg/l	0.805 ± 0.0343	1.102 ± 0.165	0.105	137	2.84
Clopyralid	µg/l	0.706 ± 0.0561	0.707 ± 0.106	0.176	100	0.01
Cyanazine	µg/l	0.623 ± 0.045	- ± -	0.0873	-	-
Dimethenamide	µg/l	0.201 ± 0.00949	- ± -	0.0201	-	-
Diuron	µg/l	0.195 ± 0.00956	- ± -	0.0253	-	-
Metolachlor	µg/l	0.151 ± 0.00462	0.135 ± 0.02	0.0227	89.4	-0.71
N,N-Dimethylsulfamide (DMS)	µg/l	0.382 ± 0.0292	- ± -	0.0573	-	-
Nicosulfurone	µg/l	0.694 ± 0.0492	- ± -	0.173	-	-
Prometryn	µg/l	0.34 ± 0.00812	0.225 ± 0.034	0.0442	66.1	-2.61

Parameter	Unit	Assigned value ± U (k=2)	Result ± U	Criterion	Recovery [%]	z-Score
Propazine	µg/l	0.723 ± 0.0266	0.639 ± 0.096	0.094	88.4	-0.89
Sebuthylazine	µg/l	0.691 ± 0.0428	- ± -	0.0643	-	-
Simazine	µg/l	0.163 ± 0.0114	0.111 ± 0.017	0.0179	68.3	-2.89
Terbuthylazine	µg/l	0.387 ± 0.0188	0.293 ± 0.044	0.0425	75.8	-2.20
Terbuthylazine-desethyl	µg/l	0.166 ± 0.0119	0.114 ± 0.017	0.0183	68.6	-2.86
Terbutryn	µg/l	0.367 ± 0.0171	0.33 ± 0.05	0.0367	90	-1.00

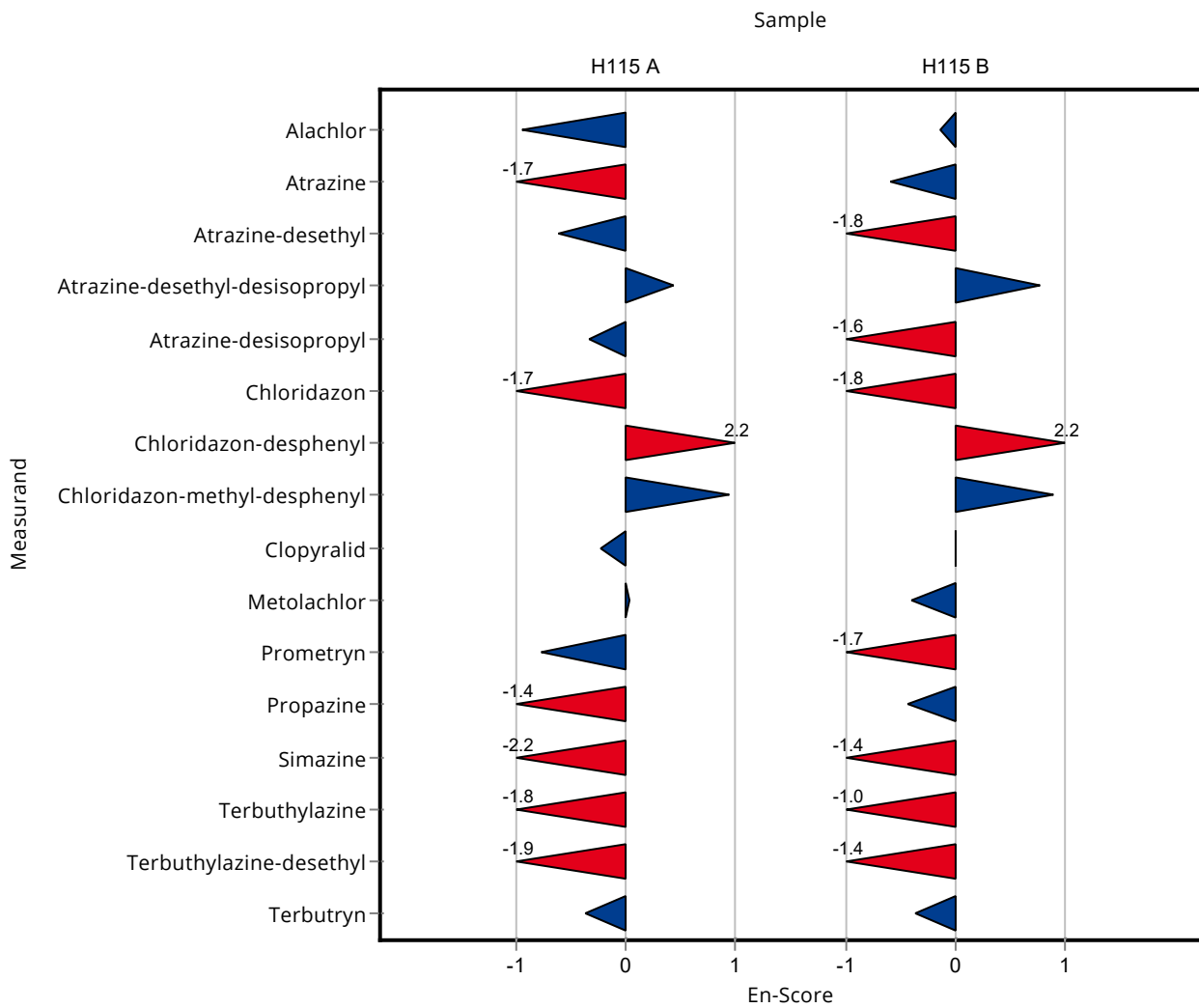


Sample:H115A

Parameter	Unit	Assigned value ± U (k=2)	Result ± U	Criterion	Recovery [%]	En-Score
2,6-Dichlorobenzamide	µg/l	0.782 ± 0.0372	- ± -	0.117	-	-
Alachlor	µg/l	0.424 ± 0.0275	0.326 ± 0.049	0.0508	77	-0.96
Atrazine	µg/l	0.376 ± 0.014	0.245 ± 0.037	0.0414	65.1	-1.74
Atrazine-desethyl	µg/l	0.863 ± 0.0646	0.733 ± 0.1	0.104	84.9	-0.62
Atrazine-desethyl-desisopropyl	µg/l	0.474 ± 0.0623	0.551 ± 0.083	0.147	116	0.43
Atrazine-desisopropyl	µg/l	0.763 ± 0.0459	0.692 ± 0.104	0.107	90.7	-0.33
Bromacil	µg/l	0.36 ± 0.0134	- ± -	0.0504	-	-
Chloridazon	µg/l	0.136 ± 0.0124	0.087 ± 0.013	0.0176	64.1	-1.69
Chloridazon-desphenyl	µg/l	0.23 ± 0.0231	0.714 ± 0.107	0.0253	310	2.25
Chloridazon-methyl-desphenyl	µg/l	0.75 ± 0.0255	1.048 ± 0.157	0.0975	140	0.95
Clopyralid	µg/l	0.263 ± 0.0205	0.244 ± 0.037	0.0656	93	-0.24
Cyanazine	µg/l	0.306 ± 0.0189	- ± -	0.0428	-	-
Dimethenamide	µg/l	0.481 ± 0.0447	- ± -	0.0481	-	-
Diuron	µg/l	0.647 ± 0.0498	- ± -	0.0841	-	-
Metolachlor	µg/l	0.496 ± 0.0154	0.499 ± 0.075	0.0743	101	0.02
N,N-Dimethylsulfamide (DMS)	µg/l	0.19 ± 0.0158	- ± -	0.0285	-	-
Nicosulfurone	µg/l	0.305 ± 0.0313	- ± -	0.0764	-	-
Prometryn	µg/l	0.593 ± 0.0599	0.472 ± 0.071	0.0948	79.6	-0.78
Propazine	µg/l	0.346 ± 0.0138	0.24 ± 0.036	0.045	69.4	-1.44
Sebuthylazine	µg/l	- ± -	- ± -	-	-	-
Simazine	µg/l	0.167 ± 0.00807	0.1 ± 0.015	0.0184	59.9	-2.15
Terbuthylazine	µg/l	0.177 ± 0.00605	0.116 ± 0.017	0.0194	65.6	-1.76
Terbuthylazine-desethyl	µg/l	0.402 ± 0.0151	0.256 ± 0.038	0.0442	63.6	-1.89
Terbutryn	µg/l	0.342 ± 0.0185	0.305 ± 0.048	0.0342	89.3	-0.37

Sample: H115B

Parameter	Unit	Assigned value ± U (k=2)	Result ± U	Criterion	Recovery [%]	En-Score
2,6-Dichlorobenzamide	µg/l	0.38 ± 0.0147	- ± -	0.057	-	-
Alachlor	µg/l	0.82 ± 0.0367	0.787 ± 0.118	0.0984	96	-0.14
Atrazine	µg/l	0.703 ± 0.0253	0.596 ± 0.089	0.0773	84.8	-0.60
Atrazine-desethyl	µg/l	0.34 ± 0.0137	0.218 ± 0.033	0.0409	64	-1.82
Atrazine-desethyl-desisopropyl	µg/l	0.637 ± 0.16	0.875 ± 0.131	0.197	137	0.77
Atrazine-desisopropyl	µg/l	0.388 ± 0.0166	0.258 ± 0.039	0.0543	66.5	-1.63
Bromacil	µg/l	0.37 ± 0.0168	- ± -	0.0518	-	-
Chloridazon	µg/l	0.323 ± 0.0189	0.208 ± 0.031	0.042	64.4	-1.77
Chloridazon-desphenyl	µg/l	0.392 ± 0.0215	1.184 ± 0.178	0.0432	302	2.22
Chloridazon-methyl-desphenyl	µg/l	0.805 ± 0.0343	1.102 ± 0.165	0.105	137	0.89
Clopyralid	µg/l	0.706 ± 0.0561	0.707 ± 0.106	0.176	100	0.01
Cyanazine	µg/l	0.623 ± 0.045	- ± -	0.0873	-	-
Dimethenamide	µg/l	0.201 ± 0.00949	- ± -	0.0201	-	-
Diuron	µg/l	0.195 ± 0.00956	- ± -	0.0253	-	-
Metolachlor	µg/l	0.151 ± 0.00462	0.135 ± 0.02	0.0227	89.4	-0.40
N,N-Dimethylsulfamide (DMS)	µg/l	0.382 ± 0.0292	- ± -	0.0573	-	-
Nicosulfurone	µg/l	0.694 ± 0.0492	- ± -	0.173	-	-
Prometryn	µg/l	0.34 ± 0.00812	0.225 ± 0.034	0.0442	66.1	-1.68
Propazine	µg/l	0.723 ± 0.0266	0.639 ± 0.096	0.094	88.4	-0.43
Sebuthylazine	µg/l	0.691 ± 0.0428	- ± -	0.0643	-	-
Simazine	µg/l	0.163 ± 0.0114	0.111 ± 0.017	0.0179	68.3	-1.44
Terbuthylazine	µg/l	0.387 ± 0.0188	0.293 ± 0.044	0.0425	75.8	-1.04
Terbuthylazine-desethyl	µg/l	0.166 ± 0.0119	0.114 ± 0.017	0.0183	68.6	-1.45
Terbutryn	µg/l	0.367 ± 0.0171	0.33 ± 0.05	0.0367	90	-0.36



Sample: H115A

Parameter	Unit	Assigned value ± U (k=2)	Result ± U	Criterion	Recovery [%]	z-Score
2,6-Dichlorobenzamide	µg/l	0.782 ± 0.0372	0.798 ± 0.326	0.117	102	0.13
Alachlor	µg/l	0.424 ± 0.0275	- ± -	0.0508	-	-
Atrazine	µg/l	0.376 ± 0.014	0.353 ± 0.091	0.0414	93.8	-0.56
Atrazine-desethyl	µg/l	0.863 ± 0.0646	0.774 ± 0.184	0.104	89.7	-0.86
Atrazine-desethyl-desisopropyl	µg/l	0.474 ± 0.0623	- ± -	0.147	-	-
Atrazine-desisopropyl	µg/l	0.763 ± 0.0459	0.731 ± 0.178	0.107	95.8	-0.30
Bromacil	µg/l	0.36 ± 0.0134	- ± -	0.0504	-	-
Chloridazon	µg/l	0.136 ± 0.0124	0.138 ± 0.028	0.0176	102	0.13
Chloridazon-desphenyl	µg/l	0.23 ± 0.0231	0.299 ± 0.131	0.0253	130	2.71
Chloridazon-methyl-desphenyl	µg/l	0.75 ± 0.0255	0.771 ± 0.231	0.0975	103	0.22
Clopyralid	µg/l	0.263 ± 0.0205	- ± -	0.0656	-	-
Cyanazine	µg/l	0.306 ± 0.0189	- ± -	0.0428	-	-
Dimethenamide	µg/l	0.481 ± 0.0447	- ± -	0.0481	-	-
Diuron	µg/l	0.647 ± 0.0498	0.637 ± 0.125	0.0841	98.5	-0.12
Metolachlor	µg/l	0.496 ± 0.0154	0.449 ± 0.066	0.0743	90.6	-0.63
N,N-Dimethylsulfamide (DMS)	µg/l	0.19 ± 0.0158	0.237 ± 0.057	0.0285	125	1.64
Nicosulfurone	µg/l	0.305 ± 0.0313	- ± -	0.0764	-	-
Prometryn	µg/l	0.593 ± 0.0599	- ± -	0.0948	-	-
Propazine	µg/l	0.346 ± 0.0138	0.35 ± 0.09	0.045	101	0.09
Sebuthylazine	µg/l	- ± -	<0.05 (LOQ) ± -	-	-	-
Simazine	µg/l	0.167 ± 0.00807	0.139 ± 0.038	0.0184	83.3	-1.52
Terbuthylazine	µg/l	0.177 ± 0.00605	0.166 ± 0.049	0.0194	93.9	-0.55

Summary of results Pesticides H115

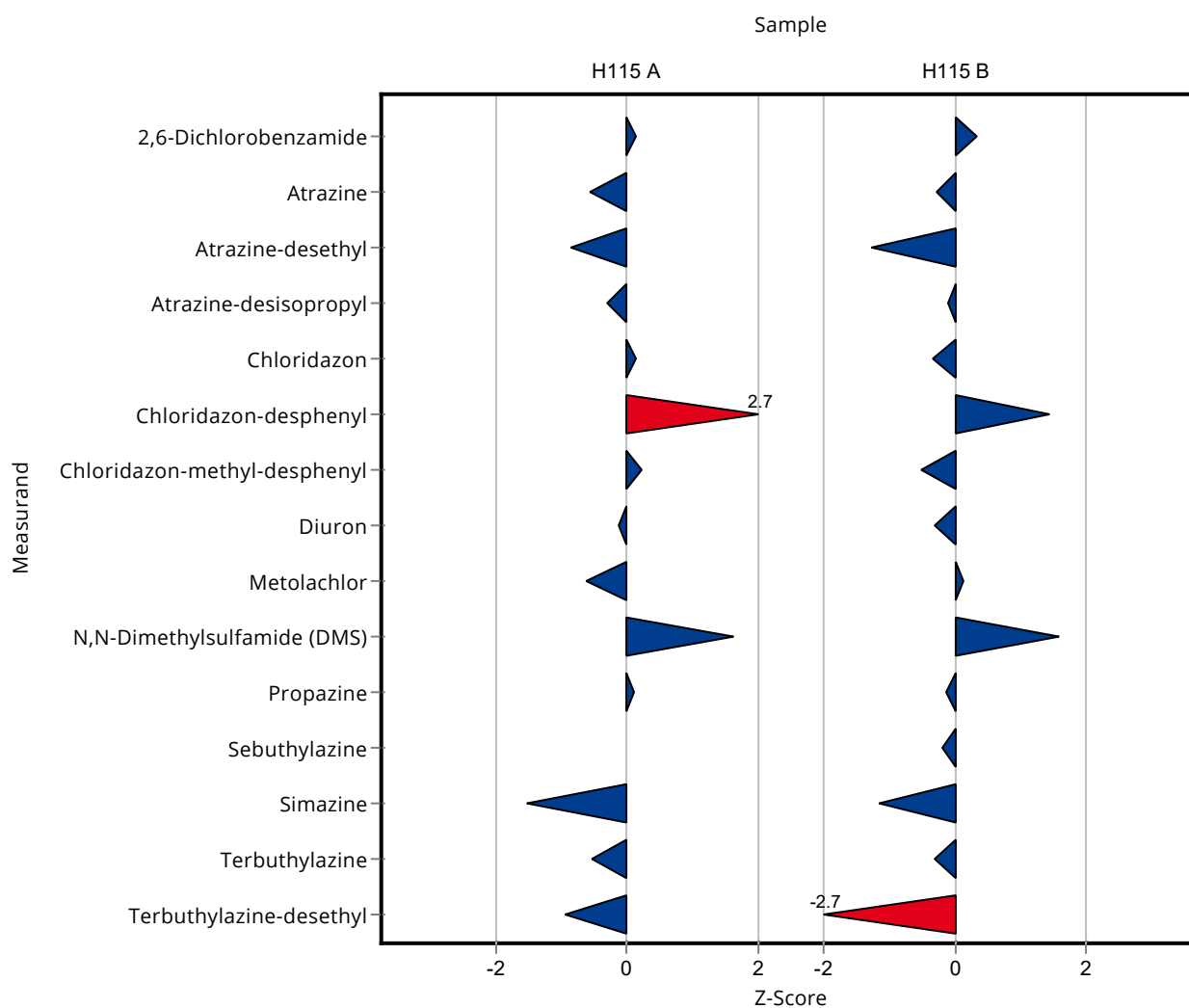
Labcode: LC0006

Parameter	Unit	Assigned value ± U (k=2)	Result ± U	Criterion	Recovery [%]	z-Score
Terbutylazine-desethyl	µg/l	0.402 ± 0.0151	0.361 ± 0.09	0.0442	89.7	-0.93
Terbutryn	µg/l	0.342 ± 0.0185	- ± -	0.0342	-	-

Sample:H115B

Parameter	Unit	Assigned value ± U (k=2)	Result ± U	Criterion	Recovery [%]	z-Score
2,6-Dichlorobenzamide	µg/l	0.38 ± 0.0147	0.399 ± 0.163	0.057	105	0.33
Alachlor	µg/l	0.82 ± 0.0367	- ± -	0.0984	-	-
Atrazine	µg/l	0.703 ± 0.0253	0.682 ± 0.177	0.0773	97	-0.27
Atrazine-desethyl	µg/l	0.34 ± 0.0137	0.288 ± 0.068	0.0409	84.6	-1.28
Atrazine-desethyl-desisopropyl	µg/l	0.637 ± 0.16	- ± -	0.197	-	-
Atrazine-desisopropyl	µg/l	0.388 ± 0.0166	0.383 ± 0.093	0.0543	98.7	-0.09
Bromacil	µg/l	0.37 ± 0.0168	- ± -	0.0518	-	-
Chloridazon	µg/l	0.323 ± 0.0189	0.309 ± 0.064	0.042	95.7	-0.33
Chloridazon-desphenyl	µg/l	0.392 ± 0.0215	0.455 ± 0.2	0.0432	116	1.45
Chloridazon-methyl-desphenyl	µg/l	0.805 ± 0.0343	0.751 ± 0.225	0.105	93.3	-0.52
Clopyralid	µg/l	0.706 ± 0.0561	- ± -	0.176	-	-
Cyanazine	µg/l	0.623 ± 0.045	- ± -	0.0873	-	-
Dimethenamide	µg/l	0.201 ± 0.00949	- ± -	0.0201	-	-
Diuron	µg/l	0.195 ± 0.00956	0.187 ± 0.037	0.0253	96.1	-0.30
Metolachlor	µg/l	0.151 ± 0.00462	0.154 ± 0.023	0.0227	102	0.13
N,N-Dimethylsulfamide (DMS)	µg/l	0.382 ± 0.0292	0.474 ± 0.115	0.0573	124	1.60
Nicosulfurone	µg/l	0.694 ± 0.0492	- ± -	0.173	-	-
Prometryn	µg/l	0.34 ± 0.00812	- ± -	0.0442	-	-

Parameter	Unit	Assigned value ± U (k=2)	Result ± U	Criterion	Recovery [%]	z-Score
Propazine	µg/l	0.723 ± 0.0266	0.711 ± 0.182	0.094	98.4	-0.13
Sebuthylazine	µg/l	0.691 ± 0.0428	0.678 ± 0.183	0.0643	98.1	-0.21
Simazine	µg/l	0.163 ± 0.0114	0.142 ± 0.039	0.0179	87.3	-1.15
Terbuthylazine	µg/l	0.387 ± 0.0188	0.374 ± 0.109	0.0425	96.7	-0.30
Terbuthylazine-desethyl	µg/l	0.166 ± 0.0119	0.117 ± 0.029	0.0183	70.4	-2.69
Terbutryn	µg/l	0.367 ± 0.0171	- ± -	0.0367	-	-

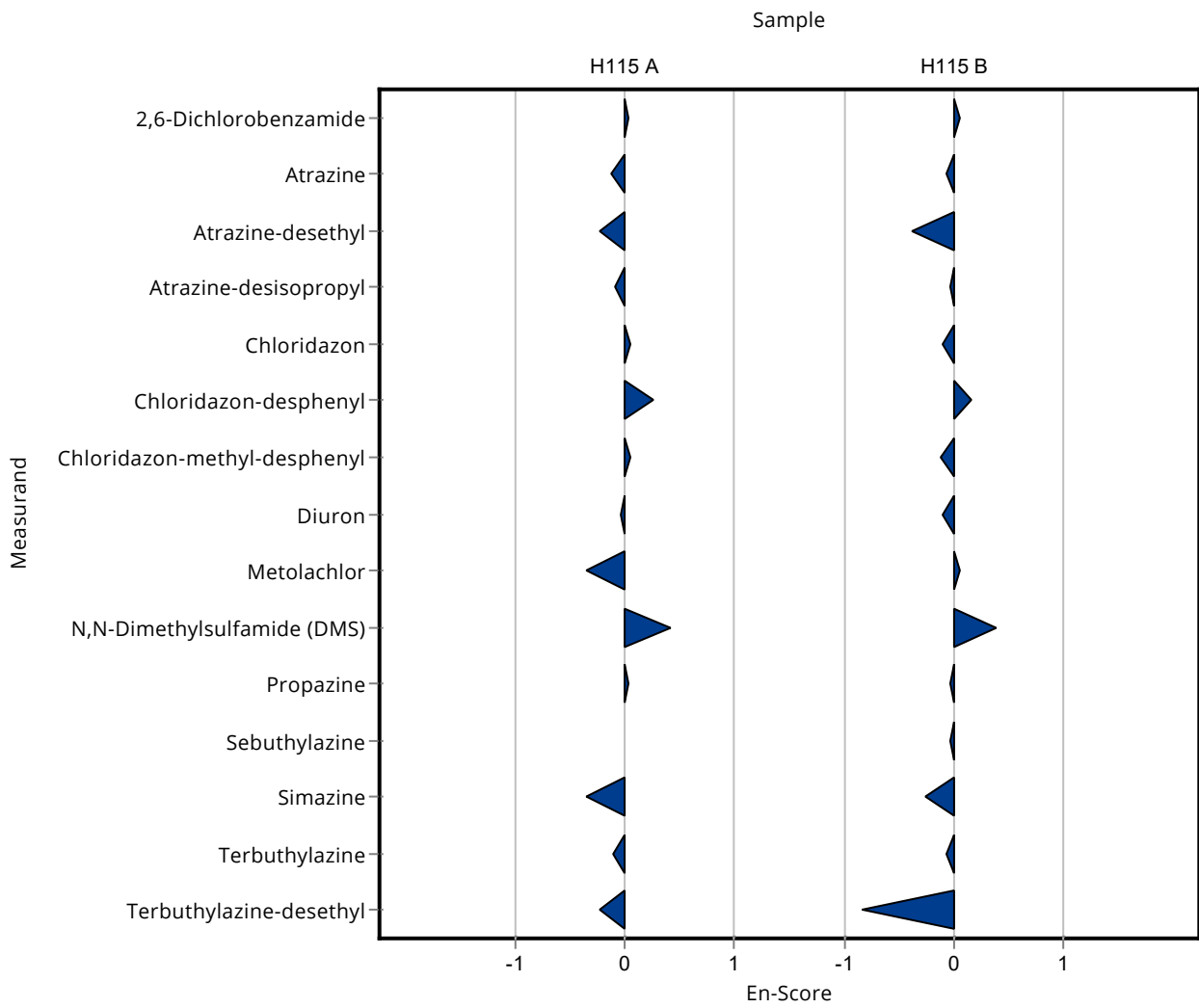


Sample:H115A

Parameter	Unit	Assigned value ± U (k=2)	Result ± U	Criterion	Recovery [%]	En-Score
2,6-Dichlorobenzamide	µg/l	0.782 ± 0.0372	0.798 ± 0.326	0.117	102	0.02
Alachlor	µg/l	0.424 ± 0.0275	- ± -	0.0508	-	-
Atrazine	µg/l	0.376 ± 0.014	0.353 ± 0.091	0.0414	93.8	-0.13
Atrazine-desethyl	µg/l	0.863 ± 0.0646	0.774 ± 0.184	0.104	89.7	-0.24
Atrazine-desethyl-desisopropyl	µg/l	0.474 ± 0.0623	- ± -	0.147	-	-
Atrazine-desisopropyl	µg/l	0.763 ± 0.0459	0.731 ± 0.178	0.107	95.8	-0.09
Bromacil	µg/l	0.36 ± 0.0134	- ± -	0.0504	-	-
Chloridazon	µg/l	0.136 ± 0.0124	0.138 ± 0.028	0.0176	102	0.04
Chloridazon-desphenyl	µg/l	0.23 ± 0.0231	0.299 ± 0.131	0.0253	130	0.26
Chloridazon-methyl-desphenyl	µg/l	0.75 ± 0.0255	0.771 ± 0.231	0.0975	103	0.05
Clopyralid	µg/l	0.263 ± 0.0205	- ± -	0.0656	-	-
Cyanazine	µg/l	0.306 ± 0.0189	- ± -	0.0428	-	-
Dimethenamide	µg/l	0.481 ± 0.0447	- ± -	0.0481	-	-
Diuron	µg/l	0.647 ± 0.0498	0.637 ± 0.125	0.0841	98.5	-0.04
Metolachlor	µg/l	0.496 ± 0.0154	0.449 ± 0.066	0.0743	90.6	-0.35
N,N-Dimethylsulfamide (DMS)	µg/l	0.19 ± 0.0158	0.237 ± 0.057	0.0285	125	0.41
Nicosulfurone	µg/l	0.305 ± 0.0313	- ± -	0.0764	-	-
Prometryn	µg/l	0.593 ± 0.0599	- ± -	0.0948	-	-
Propazine	µg/l	0.346 ± 0.0138	0.35 ± 0.09	0.045	101	0.02
Sebuthylazine	µg/l	- ± -	<0.05 (LOQ) ± -	-	-	-
Simazine	µg/l	0.167 ± 0.00807	0.139 ± 0.038	0.0184	83.3	-0.36
Terbuthylazine	µg/l	0.177 ± 0.00605	0.166 ± 0.049	0.0194	93.9	-0.11
Terbuthylazine-desethyl	µg/l	0.402 ± 0.0151	0.361 ± 0.09	0.0442	89.7	-0.23
Terbutryn	µg/l	0.342 ± 0.0185	- ± -	0.0342	-	-

Sample: H115B

Parameter	Unit	Assigned value ± U (k=2)	Result ± U	Criterion	Recovery [%]	En-Score
2,6-Dichlorobenzamide	µg/l	0.38 ± 0.0147	0.399 ± 0.163	0.057	105	0.06
Alachlor	µg/l	0.82 ± 0.0367	- ± -	0.0984	-	-
Atrazine	µg/l	0.703 ± 0.0253	0.682 ± 0.177	0.0773	97	-0.06
Atrazine-desethyl	µg/l	0.34 ± 0.0137	0.288 ± 0.068	0.0409	84.6	-0.38
Atrazine-desethyl-desisopropyl	µg/l	0.637 ± 0.16	- ± -	0.197	-	-
Atrazine-desisopropyl	µg/l	0.388 ± 0.0166	0.383 ± 0.093	0.0543	98.7	-0.03
Bromacil	µg/l	0.37 ± 0.0168	- ± -	0.0518	-	-
Chloridazon	µg/l	0.323 ± 0.0189	0.309 ± 0.064	0.042	95.7	-0.11
Chloridazon-desphenyl	µg/l	0.392 ± 0.0215	0.455 ± 0.2	0.0432	116	0.16
Chloridazon-methyl-desphenyl	µg/l	0.805 ± 0.0343	0.751 ± 0.225	0.105	93.3	-0.12
Clopyralid	µg/l	0.706 ± 0.0561	- ± -	0.176	-	-
Cyanazine	µg/l	0.623 ± 0.045	- ± -	0.0873	-	-
Dimethenamide	µg/l	0.201 ± 0.00949	- ± -	0.0201	-	-
Diuron	µg/l	0.195 ± 0.00956	0.187 ± 0.037	0.0253	96.1	-0.10
Metolachlor	µg/l	0.151 ± 0.00462	0.154 ± 0.023	0.0227	102	0.06
N,N-Dimethylsulfamide (DMS)	µg/l	0.382 ± 0.0292	0.474 ± 0.115	0.0573	124	0.40
Nicosulfurone	µg/l	0.694 ± 0.0492	- ± -	0.173	-	-
Prometryn	µg/l	0.34 ± 0.00812	- ± -	0.0442	-	-
Propazine	µg/l	0.723 ± 0.0266	0.711 ± 0.182	0.094	98.4	-0.03
Sebuthylazine	µg/l	0.691 ± 0.0428	0.678 ± 0.183	0.0643	98.1	-0.04
Simazine	µg/l	0.163 ± 0.0114	0.142 ± 0.039	0.0179	87.3	-0.26
Terbuthylazine	µg/l	0.387 ± 0.0188	0.374 ± 0.109	0.0425	96.7	-0.06
Terbuthylazine-desethyl	µg/l	0.166 ± 0.0119	0.117 ± 0.029	0.0183	70.4	-0.83
Terbutryn	µg/l	0.367 ± 0.0171	- ± -	0.0367	-	-



Sample: H115A

Parameter	Unit	Assigned value ± U (k=2)	Result ± U	Criterion	Recovery [%]	z-Score
2,6-Dichlorobenzamide	µg/l	0.782 ± 0.0372	- ± -	0.117	-	-
Alachlor	µg/l	0.424 ± 0.0275	- ± -	0.0508	-	-
Atrazine	µg/l	0.376 ± 0.014	0.351 ± 0.0576	0.0414	93.3	-0.61
Atrazine-desethyl	µg/l	0.863 ± 0.0646	0.576 ± 0.0784	0.104	66.7	-2.77
Atrazine-desethyl-desisopropyl	µg/l	0.474 ± 0.0623	- ± -	0.147	-	-
Atrazine-desisopropyl	µg/l	0.763 ± 0.0459	0.406 ± 0.013	0.107	53.2	-3.34
Bromacil	µg/l	0.36 ± 0.0134	- ± -	0.0504	-	-
Chloridazon	µg/l	0.136 ± 0.0124	- ± -	0.0176	-	-
Chloridazon-desphenyl	µg/l	0.23 ± 0.0231	- ± -	0.0253	-	-
Chloridazon-methyl-desphenyl	µg/l	0.75 ± 0.0255	- ± -	0.0975	-	-
Clopyralid	µg/l	0.263 ± 0.0205	- ± -	0.0656	-	-
Cyanazine	µg/l	0.306 ± 0.0189	- ± -	0.0428	-	-
Dimethenamide	µg/l	0.481 ± 0.0447	- ± -	0.0481	-	-
Diuron	µg/l	0.647 ± 0.0498	- ± -	0.0841	-	-
Metolachlor	µg/l	0.496 ± 0.0154	- ± -	0.0743	-	-
N,N-Dimethylsulfamide (DMS)	µg/l	0.19 ± 0.0158	- ± -	0.0285	-	-
Nicosulfurone	µg/l	0.305 ± 0.0313	- ± -	0.0764	-	-
Prometryn	µg/l	0.593 ± 0.0599	0.456 ± 0.0738	0.0948	76.9	-1.44
Propazine	µg/l	0.346 ± 0.0138	0.373 ± 0.0483	0.045	108	0.60
Sebuthylazine	µg/l	- ± -	- ± -	-	-	-
Simazine	µg/l	0.167 ± 0.00807	0.191 ± 0.0255	0.0184	114	1.32
Terbuthylazine	µg/l	0.177 ± 0.00605	0.183 ± 0.0272	0.0194	104	0.32

Summary of results Pesticides H115

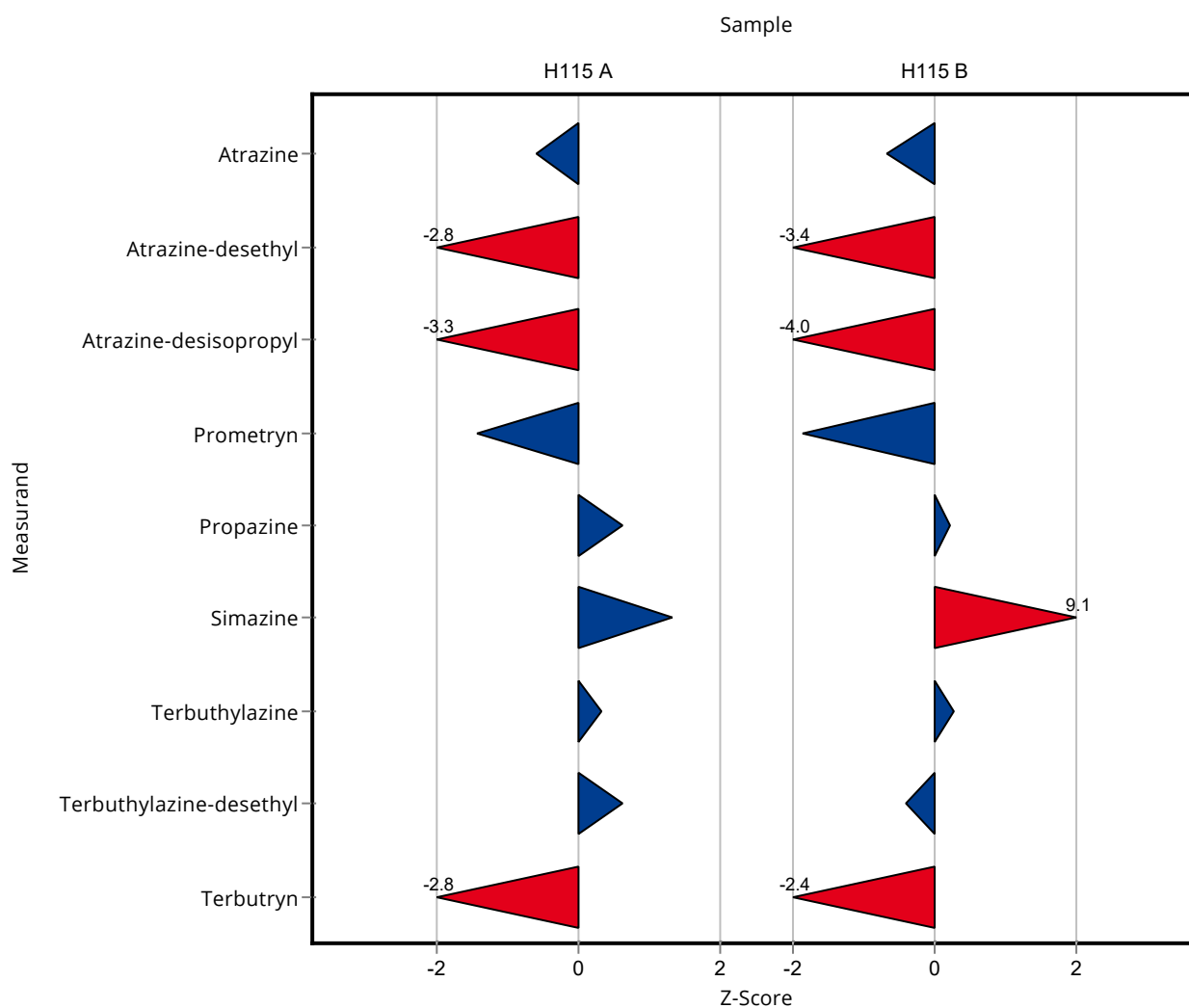
Labcode: LC0007

Parameter	Unit	Assigned value ± U (k=2)	Result ± U	Criterion	Recovery [%]	z-Score
Terbutylazine-desethyl	µg/l	0.402 ± 0.0151	0.429 ± 0.0517	0.0442	107	0.60
Terbutryn	µg/l	0.342 ± 0.0185	0.246 ± 0.0388	0.0342	72	-2.80

Sample:H115B

Parameter	Unit	Assigned value ± U (k=2)	Result ± U	Criterion	Recovery [%]	z-Score
2,6-Dichlorobenzamide	µg/l	0.38 ± 0.0147	- ± -	0.057	-	-
Alachlor	µg/l	0.82 ± 0.0367	- ± -	0.0984	-	-
Atrazine	µg/l	0.703 ± 0.0253	0.652 ± 0.1069	0.0773	92.7	-0.66
Atrazine-desethyl	µg/l	0.34 ± 0.0137	0.202 ± 0.0275	0.0409	59.3	-3.39
Atrazine-desethyl-desisopropyl	µg/l	0.637 ± 0.16	- ± -	0.197	-	-
Atrazine-desisopropyl	µg/l	0.388 ± 0.0166	0.17 ± 0.0546	0.0543	43.8	-4.01
Bromacil	µg/l	0.37 ± 0.0168	- ± -	0.0518	-	-
Chloridazon	µg/l	0.323 ± 0.0189	- ± -	0.042	-	-
Chloridazon-desphenyl	µg/l	0.392 ± 0.0215	- ± -	0.0432	-	-
Chloridazon-methyl-desphenyl	µg/l	0.805 ± 0.0343	- ± -	0.105	-	-
Clopyralid	µg/l	0.706 ± 0.0561	- ± -	0.176	-	-
Cyanazine	µg/l	0.623 ± 0.045	- ± -	0.0873	-	-
Dimethenamide	µg/l	0.201 ± 0.00949	- ± -	0.0201	-	-
Diuron	µg/l	0.195 ± 0.00956	- ± -	0.0253	-	-
Metolachlor	µg/l	0.151 ± 0.00462	- ± -	0.0227	-	-
N,N-Dimethylsulfamide (DMS)	µg/l	0.382 ± 0.0292	- ± -	0.0573	-	-
Nicosulfurone	µg/l	0.694 ± 0.0492	- ± -	0.173	-	-
Prometryn	µg/l	0.34 ± 0.00812	0.258 ± 0.0417	0.0442	75.8	-1.86

Parameter	Unit	Assigned value ± U (k=2)	Result ± U	Criterion	Recovery [%]	z-Score
Propazine	µg/l	0.723 ± 0.0266	0.743 ± 0.0961	0.094	103	0.21
Sebuthylazine	µg/l	0.691 ± 0.0428	- ± -	0.0643	-	-
Simazine	µg/l	0.163 ± 0.0114	0.325 ± 0.0435	0.0179	200	9.08
Terbuthylazine	µg/l	0.387 ± 0.0188	0.398 ± 0.0591	0.0425	103	0.27
Terbuthylazine-desethyl	µg/l	0.166 ± 0.0119	0.159 ± 0.0191	0.0183	95.7	-0.39
Terbutryn	µg/l	0.367 ± 0.0171	0.279 ± 0.0439	0.0367	76.1	-2.39

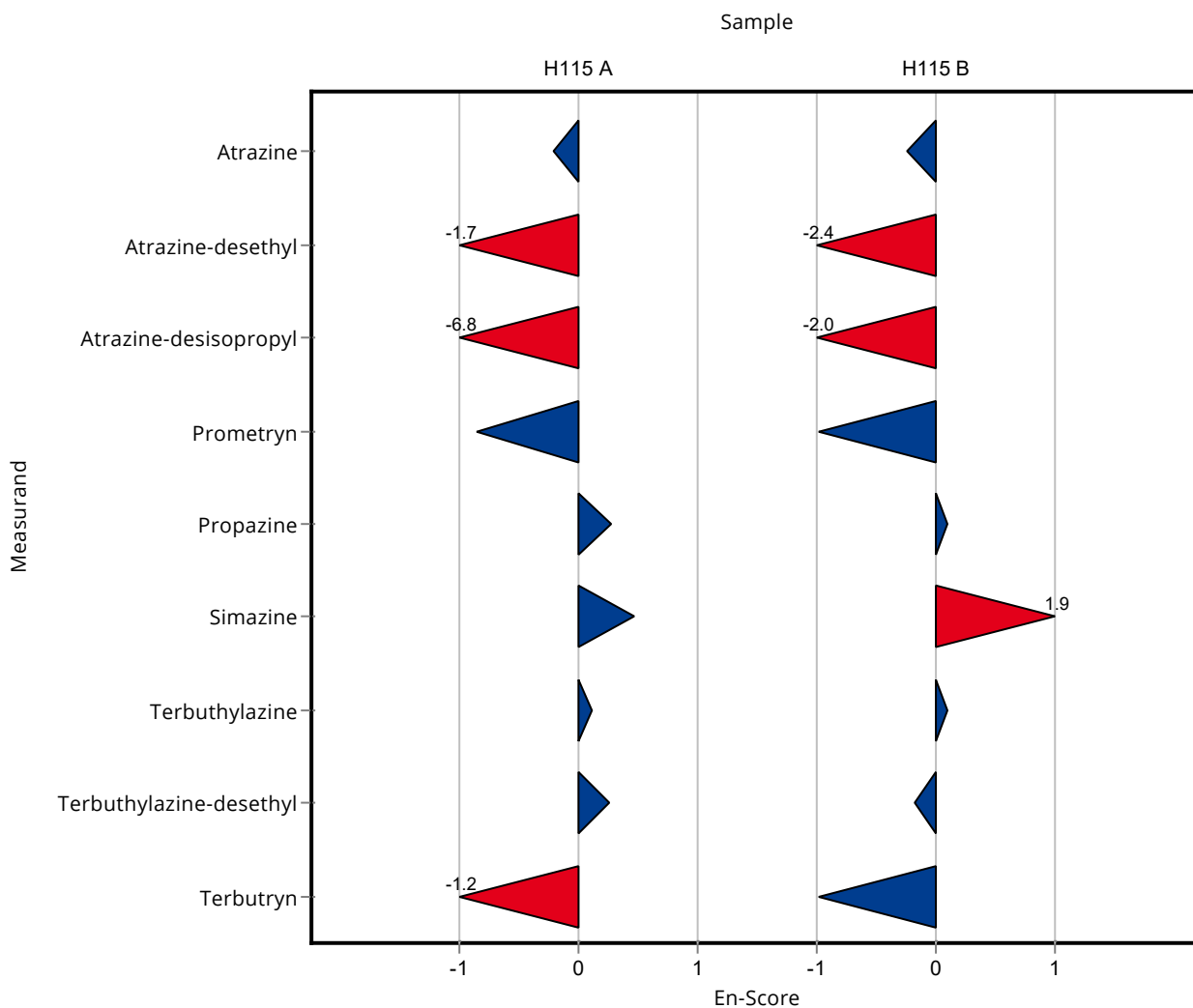


Sample: H115A

Parameter	Unit	Assigned value ± U (k=2)	Result ± U	Criterion	Recovery [%]	En-Score
2,6-Dichlorobenzamide	µg/l	0.782 ± 0.0372	- ± -	0.117	-	-
Alachlor	µg/l	0.424 ± 0.0275	- ± -	0.0508	-	-
Atrazine	µg/l	0.376 ± 0.014	0.351 ± 0.0576	0.0414	93.3	-0.22
Atrazine-desethyl	µg/l	0.863 ± 0.0646	0.576 ± 0.0784	0.104	66.7	-1.69
Atrazine-desethyl-desisopropyl	µg/l	0.474 ± 0.0623	- ± -	0.147	-	-
Atrazine-desisopropyl	µg/l	0.763 ± 0.0459	0.406 ± 0.013	0.107	53.2	-6.76
Bromacil	µg/l	0.36 ± 0.0134	- ± -	0.0504	-	-
Chloridazon	µg/l	0.136 ± 0.0124	- ± -	0.0176	-	-
Chloridazon-desphenyl	µg/l	0.23 ± 0.0231	- ± -	0.0253	-	-
Chloridazon-methyl-desphenyl	µg/l	0.75 ± 0.0255	- ± -	0.0975	-	-
Clopyralid	µg/l	0.263 ± 0.0205	- ± -	0.0656	-	-
Cyanazine	µg/l	0.306 ± 0.0189	- ± -	0.0428	-	-
Dimethenamide	µg/l	0.481 ± 0.0447	- ± -	0.0481	-	-
Diuron	µg/l	0.647 ± 0.0498	- ± -	0.0841	-	-
Metolachlor	µg/l	0.496 ± 0.0154	- ± -	0.0743	-	-
N,N-Dimethylsulfamide (DMS)	µg/l	0.19 ± 0.0158	- ± -	0.0285	-	-
Nicosulfurone	µg/l	0.305 ± 0.0313	- ± -	0.0764	-	-
Prometryn	µg/l	0.593 ± 0.0599	0.456 ± 0.0738	0.0948	76.9	-0.86
Propazine	µg/l	0.346 ± 0.0138	0.373 ± 0.0483	0.045	108	0.28
Sebuthylazine	µg/l	- ± -	- ± -	-	-	-
Simazine	µg/l	0.167 ± 0.00807	0.191 ± 0.0255	0.0184	114	0.47
Terbuthylazine	µg/l	0.177 ± 0.00605	0.183 ± 0.0272	0.0194	104	0.12
Terbuthylazine-desethyl	µg/l	0.402 ± 0.0151	0.429 ± 0.0517	0.0442	107	0.26
Terbutryn	µg/l	0.342 ± 0.0185	0.246 ± 0.0388	0.0342	72	-1.20

Sample: H115B

Parameter	Unit	Assigned value ± U (k=2)	Result ± U	Criterion	Recovery [%]	En-Score
2,6-Dichlorobenzamide	µg/l	0.38 ± 0.0147	- ± -	0.057	-	-
Alachlor	µg/l	0.82 ± 0.0367	- ± -	0.0984	-	-
Atrazine	µg/l	0.703 ± 0.0253	0.652 ± 0.1069	0.0773	92.7	-0.24
Atrazine-desethyl	µg/l	0.34 ± 0.0137	0.202 ± 0.0275	0.0409	59.3	-2.44
Atrazine-desethyl-desisopropyl	µg/l	0.637 ± 0.16	- ± -	0.197	-	-
Atrazine-desisopropyl	µg/l	0.388 ± 0.0166	0.17 ± 0.0546	0.0543	43.8	-1.97
Bromacil	µg/l	0.37 ± 0.0168	- ± -	0.0518	-	-
Chloridazon	µg/l	0.323 ± 0.0189	- ± -	0.042	-	-
Chloridazon-desphenyl	µg/l	0.392 ± 0.0215	- ± -	0.0432	-	-
Chloridazon-methyl-desphenyl	µg/l	0.805 ± 0.0343	- ± -	0.105	-	-
Clopyralid	µg/l	0.706 ± 0.0561	- ± -	0.176	-	-
Cyanazine	µg/l	0.623 ± 0.045	- ± -	0.0873	-	-
Dimethenamide	µg/l	0.201 ± 0.00949	- ± -	0.0201	-	-
Diuron	µg/l	0.195 ± 0.00956	- ± -	0.0253	-	-
Metolachlor	µg/l	0.151 ± 0.00462	- ± -	0.0227	-	-
N,N-Dimethylsulfamide (DMS)	µg/l	0.382 ± 0.0292	- ± -	0.0573	-	-
Nicosulfurone	µg/l	0.694 ± 0.0492	- ± -	0.173	-	-
Prometryn	µg/l	0.34 ± 0.00812	0.258 ± 0.0417	0.0442	75.8	-0.98
Propazine	µg/l	0.723 ± 0.0266	0.743 ± 0.0961	0.094	103	0.10
Sebuthylazine	µg/l	0.691 ± 0.0428	- ± -	0.0643	-	-
Simazine	µg/l	0.163 ± 0.0114	0.325 ± 0.0435	0.0179	200	1.85
Terbuthylazine	µg/l	0.387 ± 0.0188	0.398 ± 0.0591	0.0425	103	0.09
Terbuthylazine-desethyl	µg/l	0.166 ± 0.0119	0.159 ± 0.0191	0.0183	95.7	-0.18
Terbutryn	µg/l	0.367 ± 0.0171	0.279 ± 0.0439	0.0367	76.1	-0.98



Sample: H115A

Parameter	Unit	Assigned value ± U (k=2)	Result ± U	Criterion	Recovery [%]	z-Score
2,6-Dichlorobenzamide	µg/l	0.782 ± 0.0372	- ± -	0.117	-	-
Alachlor	µg/l	0.424 ± 0.0275	- ± -	0.0508	-	-
Atrazine	µg/l	0.376 ± 0.014	0.812 ± 0.13	0.0414	216	10.53
Atrazine-desethyl	µg/l	0.863 ± 0.0646	0.571 ± 0.09	0.104	66.1	-2.82
Atrazine-desethyl-desisopropyl	µg/l	0.474 ± 0.0623	- ± -	0.147	-	-
Atrazine-desisopropyl	µg/l	0.763 ± 0.0459	0.374 ± 0.06	0.107	49	-3.64
Bromacil	µg/l	0.36 ± 0.0134	- ± -	0.0504	-	-
Chloridazon	µg/l	0.136 ± 0.0124	0.587 ± 0.09	0.0176	432	25.57
Chloridazon-desphenyl	µg/l	0.23 ± 0.0231	- ± -	0.0253	-	-
Chloridazon-methyl-desphenyl	µg/l	0.75 ± 0.0255	- ± -	0.0975	-	-
Clopyralid	µg/l	0.263 ± 0.0205	- ± -	0.0656	-	-
Cyanazine	µg/l	0.306 ± 0.0189	0.663 ± 0.1	0.0428	217	8.36
Dimethenamide	µg/l	0.481 ± 0.0447	- ± -	0.0481	-	-
Diuron	µg/l	0.647 ± 0.0498	- ± -	0.0841	-	-
Metolachlor	µg/l	0.496 ± 0.0154	- ± -	0.0743	-	-
N,N-Dimethylsulfamide (DMS)	µg/l	0.19 ± 0.0158	- ± -	0.0285	-	-
Nicosulfurone	µg/l	0.305 ± 0.0313	- ± -	0.0764	-	-
Prometryn	µg/l	0.593 ± 0.0599	- ± -	0.0948	-	-
Propazine	µg/l	0.346 ± 0.0138	- ± -	0.045	-	-
Sebuthylazine	µg/l	- ± -	- ± -	-	-	-
Simazine	µg/l	0.167 ± 0.00807	0.74 ± 0.12	0.0184	444	31.23
Terbuthylazine	µg/l	0.177 ± 0.00605	0.974 ± 0.15	0.0194	551	41.02

Summary of results Pesticides H115

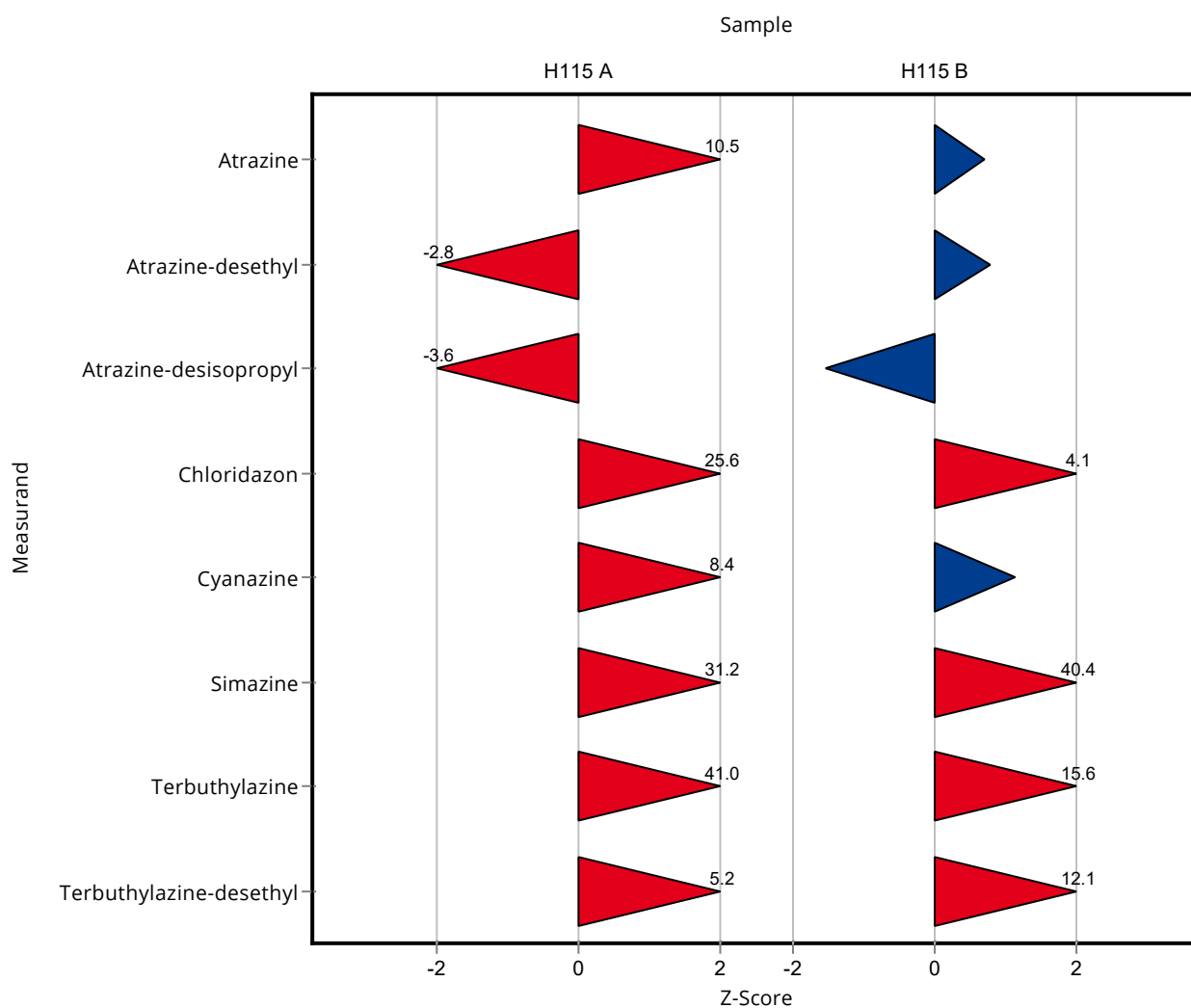
Labcode: LC0008

Parameter	Unit	Assigned value ± U (k=2)	Result ± U	Criterion	Recovery [%]	z-Score
Terbutylazine-desethyl	µg/l	0.402 ± 0.0151	0.632 ± 0.1	0.0442	157	5.19
Terbutryn	µg/l	0.342 ± 0.0185	- ± -	0.0342	-	-

Sample:H115B

Parameter	Unit	Assigned value ± U (k=2)	Result ± U	Criterion	Recovery [%]	z-Score
2,6-Dichlorobenzamide	µg/l	0.38 ± 0.0147	- ± -	0.057	-	-
Alachlor	µg/l	0.82 ± 0.0367	- ± -	0.0984	-	-
Atrazine	µg/l	0.703 ± 0.0253	0.758 ± 0.12	0.0773	108	0.71
Atrazine-desethyl	µg/l	0.34 ± 0.0137	0.373 ± 0.06	0.0409	110	0.80
Atrazine-desethyl-desisopropyl	µg/l	0.637 ± 0.16	- ± -	0.197	-	-
Atrazine-desisopropyl	µg/l	0.388 ± 0.0166	0.305 ± 0.05	0.0543	78.6	-1.53
Bromacil	µg/l	0.37 ± 0.0168	- ± -	0.0518	-	-
Chloridazon	µg/l	0.323 ± 0.0189	0.493 ± 0.08	0.042	153	4.06
Chloridazon-desphenyl	µg/l	0.392 ± 0.0215	- ± -	0.0432	-	-
Chloridazon-methyl-desphenyl	µg/l	0.805 ± 0.0343	- ± -	0.105	-	-
Clopyralid	µg/l	0.706 ± 0.0561	- ± -	0.176	-	-
Cyanazine	µg/l	0.623 ± 0.045	0.722 ± 0.11	0.0873	116	1.13
Dimethenamide	µg/l	0.201 ± 0.00949	- ± -	0.0201	-	-
Diuron	µg/l	0.195 ± 0.00956	- ± -	0.0253	-	-
Metolachlor	µg/l	0.151 ± 0.00462	- ± -	0.0227	-	-
N,N-Dimethylsulfamide (DMS)	µg/l	0.382 ± 0.0292	- ± -	0.0573	-	-
Nicosulfurone	µg/l	0.694 ± 0.0492	- ± -	0.173	-	-
Prometryn	µg/l	0.34 ± 0.00812	- ± -	0.0442	-	-

Parameter	Unit	Assigned value ± U (k=2)	Result ± U	Criterion	Recovery [%]	z-Score
Propazine	µg/l	0.723 ± 0.0266	- ± -	0.094	-	-
Sebuthylazine	µg/l	0.691 ± 0.0428	- ± -	0.0643	-	-
Simazine	µg/l	0.163 ± 0.0114	0.885 ± 0.14	0.0179	544	40.38
Terbuthylazine	µg/l	0.387 ± 0.0188	1.051 ± 0.16	0.0425	272	15.62
Terbuthylazine-desethyl	µg/l	0.166 ± 0.0119	0.387 ± 0.06	0.0183	233	12.08
Terbutryn	µg/l	0.367 ± 0.0171	- ± -	0.0367	-	-

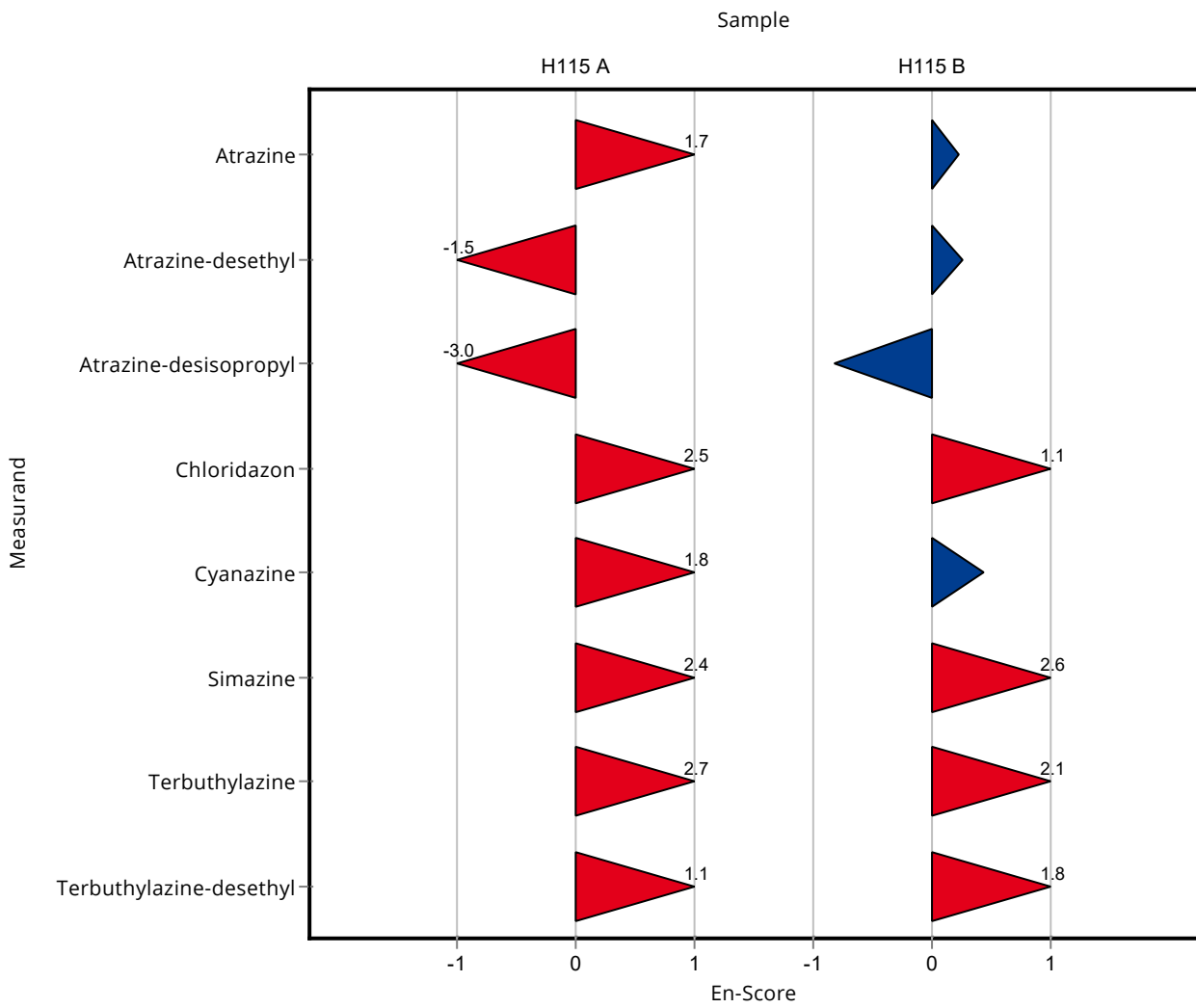


Sample: H115A

Parameter	Unit	Assigned value ± U (k=2)	Result ± U	Criterion	Recovery [%]	En-Score
2,6-Dichlorobenzamide	µg/l	0.782 ± 0.0372	- ± -	0.117	-	-
Alachlor	µg/l	0.424 ± 0.0275	- ± -	0.0508	-	-
Atrazine	µg/l	0.376 ± 0.014	0.812 ± 0.13	0.0414	216	1.67
Atrazine-desethyl	µg/l	0.863 ± 0.0646	0.571 ± 0.09	0.104	66.1	-1.53
Atrazine-desethyl-desisopropyl	µg/l	0.474 ± 0.0623	- ± -	0.147	-	-
Atrazine-desisopropyl	µg/l	0.763 ± 0.0459	0.374 ± 0.06	0.107	49	-3.03
Bromacil	µg/l	0.36 ± 0.0134	- ± -	0.0504	-	-
Chloridazon	µg/l	0.136 ± 0.0124	0.587 ± 0.09	0.0176	432	2.50
Chloridazon-desphenyl	µg/l	0.23 ± 0.0231	- ± -	0.0253	-	-
Chloridazon-methyl-desphenyl	µg/l	0.75 ± 0.0255	- ± -	0.0975	-	-
Clopyralid	µg/l	0.263 ± 0.0205	- ± -	0.0656	-	-
Cyanazine	µg/l	0.306 ± 0.0189	0.663 ± 0.1	0.0428	217	1.78
Dimethenamide	µg/l	0.481 ± 0.0447	- ± -	0.0481	-	-
Diuron	µg/l	0.647 ± 0.0498	- ± -	0.0841	-	-
Metolachlor	µg/l	0.496 ± 0.0154	- ± -	0.0743	-	-
N,N-Dimethylsulfamide (DMS)	µg/l	0.19 ± 0.0158	- ± -	0.0285	-	-
Nicosulfurone	µg/l	0.305 ± 0.0313	- ± -	0.0764	-	-
Prometryn	µg/l	0.593 ± 0.0599	- ± -	0.0948	-	-
Propazine	µg/l	0.346 ± 0.0138	- ± -	0.045	-	-
Sebuthylazine	µg/l	- ± -	- ± -	-	-	-
Simazine	µg/l	0.167 ± 0.00807	0.74 ± 0.12	0.0184	444	2.39
Terbuthylazine	µg/l	0.177 ± 0.00605	0.974 ± 0.15	0.0194	551	2.66
Terbuthylazine-desethyl	µg/l	0.402 ± 0.0151	0.632 ± 0.1	0.0442	157	1.15
Terbutryn	µg/l	0.342 ± 0.0185	- ± -	0.0342	-	-

Sample: H115B

Parameter	Unit	Assigned value ± U (k=2)	Result ± U	Criterion	Recovery [%]	En-Score
2,6-Dichlorobenzamide	µg/l	0.38 ± 0.0147	- ± -	0.057	-	-
Alachlor	µg/l	0.82 ± 0.0367	- ± -	0.0984	-	-
Atrazine	µg/l	0.703 ± 0.0253	0.758 ± 0.12	0.0773	108	0.23
Atrazine-desethyl	µg/l	0.34 ± 0.0137	0.373 ± 0.06	0.0409	110	0.27
Atrazine-desethyl-desisopropyl	µg/l	0.637 ± 0.16	- ± -	0.197	-	-
Atrazine-desisopropyl	µg/l	0.388 ± 0.0166	0.305 ± 0.05	0.0543	78.6	-0.82
Bromacil	µg/l	0.37 ± 0.0168	- ± -	0.0518	-	-
Chloridazon	µg/l	0.323 ± 0.0189	0.493 ± 0.08	0.042	153	1.06
Chloridazon-desphenyl	µg/l	0.392 ± 0.0215	- ± -	0.0432	-	-
Chloridazon-methyl-desphenyl	µg/l	0.805 ± 0.0343	- ± -	0.105	-	-
Clopyralid	µg/l	0.706 ± 0.0561	- ± -	0.176	-	-
Cyanazine	µg/l	0.623 ± 0.045	0.722 ± 0.11	0.0873	116	0.44
Dimethenamide	µg/l	0.201 ± 0.00949	- ± -	0.0201	-	-
Diuron	µg/l	0.195 ± 0.00956	- ± -	0.0253	-	-
Metolachlor	µg/l	0.151 ± 0.00462	- ± -	0.0227	-	-
N,N-Dimethylsulfamide (DMS)	µg/l	0.382 ± 0.0292	- ± -	0.0573	-	-
Nicosulfurone	µg/l	0.694 ± 0.0492	- ± -	0.173	-	-
Prometryn	µg/l	0.34 ± 0.00812	- ± -	0.0442	-	-
Propazine	µg/l	0.723 ± 0.0266	- ± -	0.094	-	-
Sebuthylazine	µg/l	0.691 ± 0.0428	- ± -	0.0643	-	-
Simazine	µg/l	0.163 ± 0.0114	0.885 ± 0.14	0.0179	544	2.58
Terbuthylazine	µg/l	0.387 ± 0.0188	1.051 ± 0.16	0.0425	272	2.07
Terbuthylazine-desethyl	µg/l	0.166 ± 0.0119	0.387 ± 0.06	0.0183	233	1.83
Terbutryn	µg/l	0.367 ± 0.0171	- ± -	0.0367	-	-



Sample: H115A

Parameter	Unit	Assigned value ± U (k=2)	Result ± U	Criterion	Recovery [%]	z-Score
2,6-Dichlorobenzamide	µg/l	0.782 ± 0.0372	0.693 ± 0.21	0.117	88.6	-0.76
Alachlor	µg/l	0.424 ± 0.0275	- ± -	0.0508	-	-
Atrazine	µg/l	0.376 ± 0.014	0.405 ± 0.12	0.0414	108	0.70
Atrazine-desethyl	µg/l	0.863 ± 0.0646	0.895 ± 0.27	0.104	104	0.31
Atrazine-desethyl-desisopropyl	µg/l	0.474 ± 0.0623	- ± -	0.147	-	-
Atrazine-desisopropyl	µg/l	0.763 ± 0.0459	0.76 ± 0.23	0.107	99.6	-0.03
Bromacil	µg/l	0.36 ± 0.0134	- ± -	0.0504	-	-
Chloridazon	µg/l	0.136 ± 0.0124	0.15 ± 0.05	0.0176	111	0.81
Chloridazon-desphenyl	µg/l	0.23 ± 0.0231	0.223 ± 0.07	0.0253	96.8	-0.29
Chloridazon-methyl-desphenyl	µg/l	0.75 ± 0.0255	0.758 ± 0.23	0.0975	101	0.09
Clopyralid	µg/l	0.263 ± 0.0205	- ± -	0.0656	-	-
Cyanazine	µg/l	0.306 ± 0.0189	0.305 ± 0.09	0.0428	99.8	-0.01
Dimethenamide	µg/l	0.481 ± 0.0447	0.5 ± 0.15	0.0481	104	0.39
Diuron	µg/l	0.647 ± 0.0498	0.645 ± 0.19	0.0841	99.7	-0.02
Metolachlor	µg/l	0.496 ± 0.0154	0.515 ± 0.16	0.0743	104	0.26
N,N-Dimethylsulfamide (DMS)	µg/l	0.19 ± 0.0158	- ± -	0.0285	-	-
Nicosulfurone	µg/l	0.305 ± 0.0313	0.218 ± 0.07	0.0764	71.4	-1.15
Prometryn	µg/l	0.593 ± 0.0599	0.618 ± 0.19	0.0948	104	0.27
Propazine	µg/l	0.346 ± 0.0138	0.378 ± 0.11	0.045	109	0.71
Sebuthylazine	µg/l	- ± -	<0.02 (LOQ) ± -	-	-	-
Simazine	µg/l	0.167 ± 0.00807	0.158 ± 0.05	0.0184	94.7	-0.48
Terbuthylazine	µg/l	0.177 ± 0.00605	0.185 ± 0.06	0.0194	105	0.43

Summary of results Pesticides H115

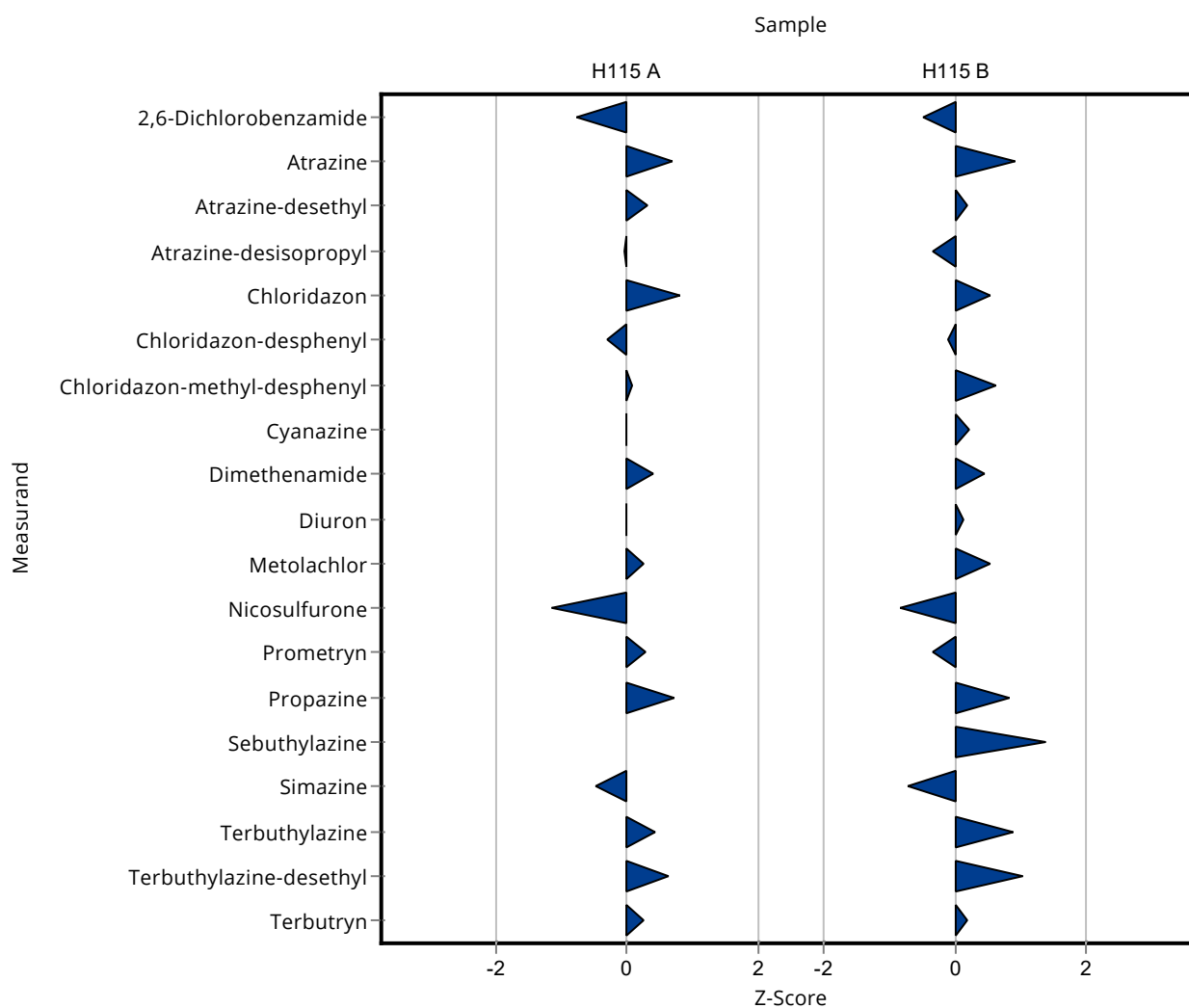
Labcode: LC0009

Parameter	Unit	Assigned value ± U (k=2)	Result ± U	Criterion	Recovery [%]	z-Score
Terbutylazine-desethyl	µg/l	0.402 ± 0.0151	0.43 ± 0.13	0.0442	107	0.63
Terbutryn	µg/l	0.342 ± 0.0185	0.35 ± 0.11	0.0342	102	0.24

Sample: H115B

Parameter	Unit	Assigned value ± U (k=2)	Result ± U	Criterion	Recovery [%]	z-Score
2,6-Dichlorobenzamide	µg/l	0.38 ± 0.0147	0.353 ± 0.11	0.057	92.8	-0.48
Alachlor	µg/l	0.82 ± 0.0367	- ± -	0.0984	-	-
Atrazine	µg/l	0.703 ± 0.0253	0.773 ± 0.23	0.0773	110	0.91
Atrazine-desethyl	µg/l	0.34 ± 0.0137	0.348 ± 0.1	0.0409	102	0.18
Atrazine-desethyl-desisopropyl	µg/l	0.637 ± 0.16	- ± -	0.197	-	-
Atrazine-desisopropyl	µg/l	0.388 ± 0.0166	0.37 ± 0.11	0.0543	95.3	-0.33
Bromacil	µg/l	0.37 ± 0.0168	- ± -	0.0518	-	-
Chloridazon	µg/l	0.323 ± 0.0189	0.345 ± 0.1	0.042	107	0.53
Chloridazon-desphenyl	µg/l	0.392 ± 0.0215	0.388 ± 0.12	0.0432	98.9	-0.10
Chloridazon-methyl-desphenyl	µg/l	0.805 ± 0.0343	0.87 ± 0.26	0.105	108	0.62
Clopyralid	µg/l	0.706 ± 0.0561	- ± -	0.176	-	-
Cyanazine	µg/l	0.623 ± 0.045	0.643 ± 0.19	0.0873	103	0.22
Dimethenamide	µg/l	0.201 ± 0.00949	0.21 ± 0.06	0.0201	105	0.46
Diuron	µg/l	0.195 ± 0.00956	0.198 ± 0.06	0.0253	102	0.13
Metolachlor	µg/l	0.151 ± 0.00462	0.163 ± 0.05	0.0227	108	0.53
N,N-Dimethylsulfamide (DMS)	µg/l	0.382 ± 0.0292	- ± -	0.0573	-	-
Nicosulfurone	µg/l	0.694 ± 0.0492	0.548 ± 0.16	0.173	79	-0.84
Prometryn	µg/l	0.34 ± 0.00812	0.325 ± 0.1	0.0442	95.5	-0.35

Parameter	Unit	Assigned value ± U (k=2)	Result ± U	Criterion	Recovery [%]	z-Score
Propazine	µg/l	0.723 ± 0.0266	0.8 ± 0.24	0.094	111	0.82
Sebuthylazine	µg/l	0.691 ± 0.0428	0.78 ± 0.23	0.0643	113	1.38
Simazine	µg/l	0.163 ± 0.0114	0.15 ± 0.05	0.0179	92.2	-0.71
Terbuthylazine	µg/l	0.387 ± 0.0188	0.425 ± 0.13	0.0425	110	0.90
Terbuthylazine-desethyl	µg/l	0.166 ± 0.0119	0.185 ± 0.06	0.0183	111	1.03
Terbutryn	µg/l	0.367 ± 0.0171	0.373 ± 0.11	0.0367	102	0.17

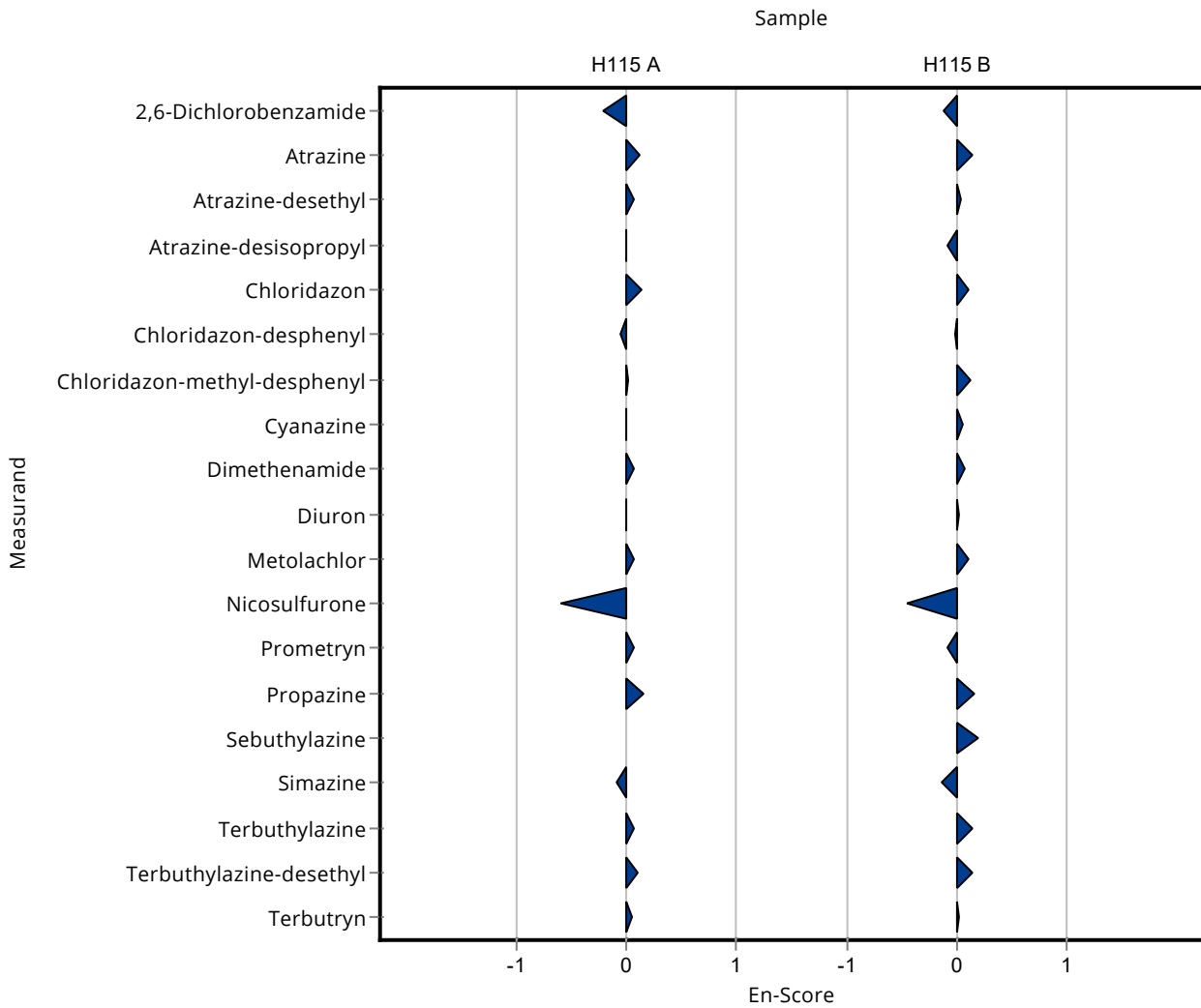


Sample: H115A

Parameter	Unit	Assigned value ± U (k=2)	Result ± U	Criterion	Recovery [%]	En-Score
2,6-Dichlorobenzamide	µg/l	0.782 ± 0.0372	0.693 ± 0.21	0.117	88.6	-0.21
Alachlor	µg/l	0.424 ± 0.0275	- ± -	0.0508	-	-
Atrazine	µg/l	0.376 ± 0.014	0.405 ± 0.12	0.0414	108	0.12
Atrazine-desethyl	µg/l	0.863 ± 0.0646	0.895 ± 0.27	0.104	104	0.06
Atrazine-desethyl-desisopropyl	µg/l	0.474 ± 0.0623	- ± -	0.147	-	-
Atrazine-desisopropyl	µg/l	0.763 ± 0.0459	0.76 ± 0.23	0.107	99.6	-0.01
Bromacil	µg/l	0.36 ± 0.0134	- ± -	0.0504	-	-
Chloridazon	µg/l	0.136 ± 0.0124	0.15 ± 0.05	0.0176	111	0.14
Chloridazon-desphenyl	µg/l	0.23 ± 0.0231	0.223 ± 0.07	0.0253	96.8	-0.05
Chloridazon-methyl-desphenyl	µg/l	0.75 ± 0.0255	0.758 ± 0.23	0.0975	101	0.02
Clopyralid	µg/l	0.263 ± 0.0205	- ± -	0.0656	-	-
Cyanazine	µg/l	0.306 ± 0.0189	0.305 ± 0.09	0.0428	99.8	0.00
Dimethenamide	µg/l	0.481 ± 0.0447	0.5 ± 0.15	0.0481	104	0.06
Diuron	µg/l	0.647 ± 0.0498	0.645 ± 0.19	0.0841	99.7	0.00
Metolachlor	µg/l	0.496 ± 0.0154	0.515 ± 0.16	0.0743	104	0.06
N,N-Dimethylsulfamide (DMS)	µg/l	0.19 ± 0.0158	- ± -	0.0285	-	-
Nicosulfurone	µg/l	0.305 ± 0.0313	0.218 ± 0.07	0.0764	71.4	-0.61
Prometryn	µg/l	0.593 ± 0.0599	0.618 ± 0.19	0.0948	104	0.07
Propazine	µg/l	0.346 ± 0.0138	0.378 ± 0.11	0.045	109	0.15
Sebuthylazine	µg/l	- ± -	<0.02 (LOQ) ± -	-	-	-
Simazine	µg/l	0.167 ± 0.00807	0.158 ± 0.05	0.0184	94.7	-0.09
Terbuthylazine	µg/l	0.177 ± 0.00605	0.185 ± 0.06	0.0194	105	0.07
Terbuthylazine-desethyl	µg/l	0.402 ± 0.0151	0.43 ± 0.13	0.0442	107	0.11
Terbutryn	µg/l	0.342 ± 0.0185	0.35 ± 0.11	0.0342	102	0.04

Sample: H115B

Parameter	Unit	Assigned value ± U (k=2)	Result ± U	Criterion	Recovery [%]	En-Score
2,6-Dichlorobenzamide	µg/l	0.38 ± 0.0147	0.353 ± 0.11	0.057	92.8	-0.12
Alachlor	µg/l	0.82 ± 0.0367	- ± -	0.0984	-	-
Atrazine	µg/l	0.703 ± 0.0253	0.773 ± 0.23	0.0773	110	0.15
Atrazine-desethyl	µg/l	0.34 ± 0.0137	0.348 ± 0.1	0.0409	102	0.04
Atrazine-desethyl-desisopropyl	µg/l	0.637 ± 0.16	- ± -	0.197	-	-
Atrazine-desisopropyl	µg/l	0.388 ± 0.0166	0.37 ± 0.11	0.0543	95.3	-0.08
Bromacil	µg/l	0.37 ± 0.0168	- ± -	0.0518	-	-
Chloridazon	µg/l	0.323 ± 0.0189	0.345 ± 0.1	0.042	107	0.11
Chloridazon-desphenyl	µg/l	0.392 ± 0.0215	0.388 ± 0.12	0.0432	98.9	-0.02
Chloridazon-methyl-desphenyl	µg/l	0.805 ± 0.0343	0.87 ± 0.26	0.105	108	0.12
Clopyralid	µg/l	0.706 ± 0.0561	- ± -	0.176	-	-
Cyanazine	µg/l	0.623 ± 0.045	0.643 ± 0.19	0.0873	103	0.05
Dimethenamide	µg/l	0.201 ± 0.00949	0.21 ± 0.06	0.0201	105	0.08
Diuron	µg/l	0.195 ± 0.00956	0.198 ± 0.06	0.0253	102	0.03
Metolachlor	µg/l	0.151 ± 0.00462	0.163 ± 0.05	0.0227	108	0.12
N,N-Dimethylsulfamide (DMS)	µg/l	0.382 ± 0.0292	- ± -	0.0573	-	-
Nicosulfurone	µg/l	0.694 ± 0.0492	0.548 ± 0.16	0.173	79	-0.45
Prometryn	µg/l	0.34 ± 0.00812	0.325 ± 0.1	0.0442	95.5	-0.08
Propazine	µg/l	0.723 ± 0.0266	0.8 ± 0.24	0.094	111	0.16
Sebuthylazine	µg/l	0.691 ± 0.0428	0.78 ± 0.23	0.0643	113	0.19
Simazine	µg/l	0.163 ± 0.0114	0.15 ± 0.05	0.0179	92.2	-0.13
Terbuthylazine	µg/l	0.387 ± 0.0188	0.425 ± 0.13	0.0425	110	0.15
Terbuthylazine-desethyl	µg/l	0.166 ± 0.0119	0.185 ± 0.06	0.0183	111	0.16
Terbutryn	µg/l	0.367 ± 0.0171	0.373 ± 0.11	0.0367	102	0.03



Sample: H115A

Parameter	Unit	Assigned value ± U (k=2)	Result ± U	Criterion	Recovery [%]	z-Score
2,6-Dichlorobenzamide	µg/l	0.782 ± 0.0372	0.849 ± 0.021	0.117	109	0.57
Alachlor	µg/l	0.424 ± 0.0275	0.43 ± 0.01	0.0508	102	0.13
Atrazine	µg/l	0.376 ± 0.014	0.426 ± 0.033	0.0414	113	1.20
Atrazine-desethyl	µg/l	0.863 ± 0.0646	0.955 ± 0.022	0.104	111	0.88
Atrazine-desethyl-desisopropyl	µg/l	0.474 ± 0.0623	0.498 ± 0.007	0.147	105	0.16
Atrazine-desisopropyl	µg/l	0.763 ± 0.0459	0.862 ± 0.009	0.107	113	0.93
Bromacil	µg/l	0.36 ± 0.0134	0.395 ± 0.009	0.0504	110	0.69
Chloridazon	µg/l	0.136 ± 0.0124	0.146 ± 0.008	0.0176	108	0.58
Chloridazon-desphenyl	µg/l	0.23 ± 0.0231	0.284 ± 0.018	0.0253	123	2.11
Chloridazon-methyl-desphenyl	µg/l	0.75 ± 0.0255	0.767 ± 0.038	0.0975	102	0.18
Clopyralid	µg/l	0.263 ± 0.0205	0.233 ± 0.008	0.0656	88.8	-0.45
Cyanazine	µg/l	0.306 ± 0.0189	0.307 ± 0.006	0.0428	100	0.03
Dimethenamide	µg/l	0.481 ± 0.0447	0.513 ± 0.034	0.0481	107	0.66
Diuron	µg/l	0.647 ± 0.0498	0.645 ± 0.037	0.0841	99.7	-0.02
Metolachlor	µg/l	0.496 ± 0.0154	0.506 ± 0.016	0.0743	102	0.14
N,N-Dimethylsulfamide (DMS)	µg/l	0.19 ± 0.0158	0.2 ± 0.016	0.0285	105	0.34
Nicosulfurone	µg/l	0.305 ± 0.0313	0.32 ± 0.008	0.0764	105	0.19
Prometryn	µg/l	0.593 ± 0.0599	0.691 ± 0.025	0.0948	117	1.04
Propazine	µg/l	0.346 ± 0.0138	0.331 ± 0.007	0.045	95.7	-0.33
Sebuthylazine	µg/l	- ± -	<0.03 (LOQ) ± -	-	-	-
Simazine	µg/l	0.167 ± 0.00807	0.158 ± 0.007	0.0184	94.7	-0.48
Terbuthylazine	µg/l	0.177 ± 0.00605	0.177 ± 0.009	0.0194	100	0.02

Summary of results Pesticides H115

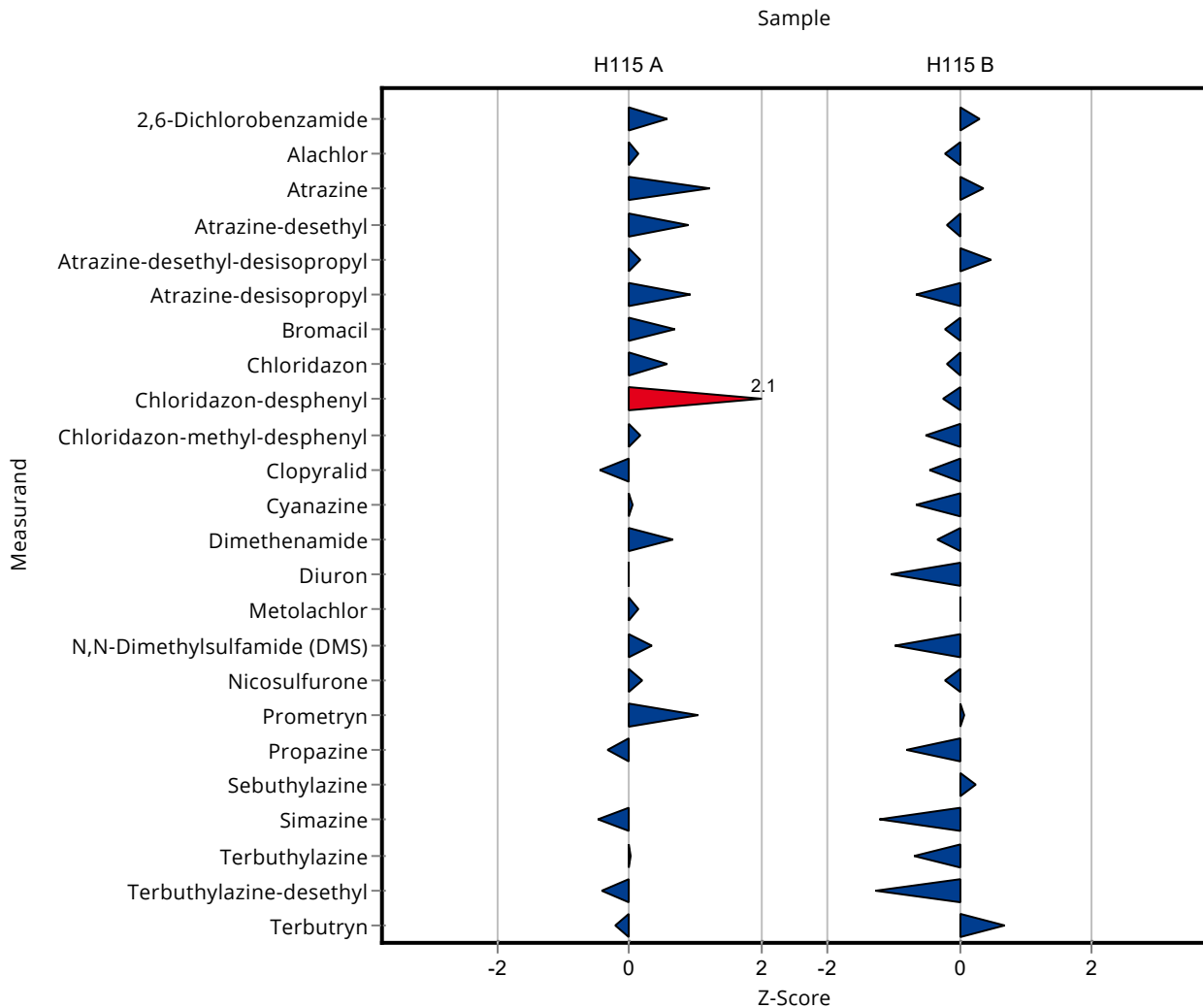
Labcode: LC0010

Parameter	Unit	Assigned value ± U (k=2)	Result ± U	Criterion	Recovery [%]	z-Score
Terbutylazine-desethyl	µg/l	0.402 ± 0.0151	0.383 ± 0.007	0.0442	95.2	-0.43
Terbutryn	µg/l	0.342 ± 0.0185	0.334 ± 0.003	0.0342	97.8	-0.22

Sample:H115B

Parameter	Unit	Assigned value ± U (k=2)	Result ± U	Criterion	Recovery [%]	z-Score
2,6-Dichlorobenzamide	µg/l	0.38 ± 0.0147	0.398 ± 0.009	0.057	105	0.31
Alachlor	µg/l	0.82 ± 0.0367	0.797 ± 0.034	0.0984	97.2	-0.23
Atrazine	µg/l	0.703 ± 0.0253	0.731 ± 0.033	0.0773	104	0.36
Atrazine-desethyl	µg/l	0.34 ± 0.0137	0.333 ± 0.004	0.0409	97.8	-0.18
Atrazine-desethyl-desisopropyl	µg/l	0.637 ± 0.16	0.729 ± 0.024	0.197	114	0.47
Atrazine-desisopropyl	µg/l	0.388 ± 0.0166	0.352 ± 0.003	0.0543	90.7	-0.66
Bromacil	µg/l	0.37 ± 0.0168	0.358 ± 0.009	0.0518	96.7	-0.23
Chloridazon	µg/l	0.323 ± 0.0189	0.315 ± 0.008	0.042	97.6	-0.18
Chloridazon-desphenyl	µg/l	0.392 ± 0.0215	0.382 ± 0.019	0.0432	97.3	-0.24
Chloridazon-methyl-desphenyl	µg/l	0.805 ± 0.0343	0.751 ± 0.038	0.105	93.3	-0.52
Clopyralid	µg/l	0.706 ± 0.0561	0.624 ± 0.019	0.176	88.4	-0.46
Cyanazine	µg/l	0.623 ± 0.045	0.567 ± 0.023	0.0873	91	-0.65
Dimethenamide	µg/l	0.201 ± 0.00949	0.194 ± 0.009	0.0201	96.6	-0.34
Diuron	µg/l	0.195 ± 0.00956	0.168 ± 0.009	0.0253	86.3	-1.05
Metolachlor	µg/l	0.151 ± 0.00462	0.151 ± 0.004	0.0227	100	0.00
N,N-Dimethylsulfamide (DMS)	µg/l	0.382 ± 0.0292	0.326 ± 0.017	0.0573	85.3	-0.98
Nicosulfurone	µg/l	0.694 ± 0.0492	0.656 ± 0.033	0.173	94.6	-0.22
Prometryn	µg/l	0.34 ± 0.00812	0.343 ± 0.007	0.0442	101	0.06

Parameter	Unit	Assigned value ± U (k=2)	Result ± U	Criterion	Recovery [%]	z-Score
Propazine	µg/l	0.723 ± 0.0266	0.648 ± 0.025	0.094	89.6	-0.80
Sebuthylazine	µg/l	0.691 ± 0.0428	0.707 ± 0.028	0.0643	102	0.24
Simazine	µg/l	0.163 ± 0.0114	0.141 ± 0.007	0.0179	86.7	-1.21
Terbuthylazine	µg/l	0.387 ± 0.0188	0.357 ± 0.009	0.0425	92.3	-0.70
Terbuthylazine-desethyl	µg/l	0.166 ± 0.0119	0.143 ± 0.006	0.0183	86	-1.27
Terbutryn	µg/l	0.367 ± 0.0171	0.392 ± 0.002	0.0367	107	0.69

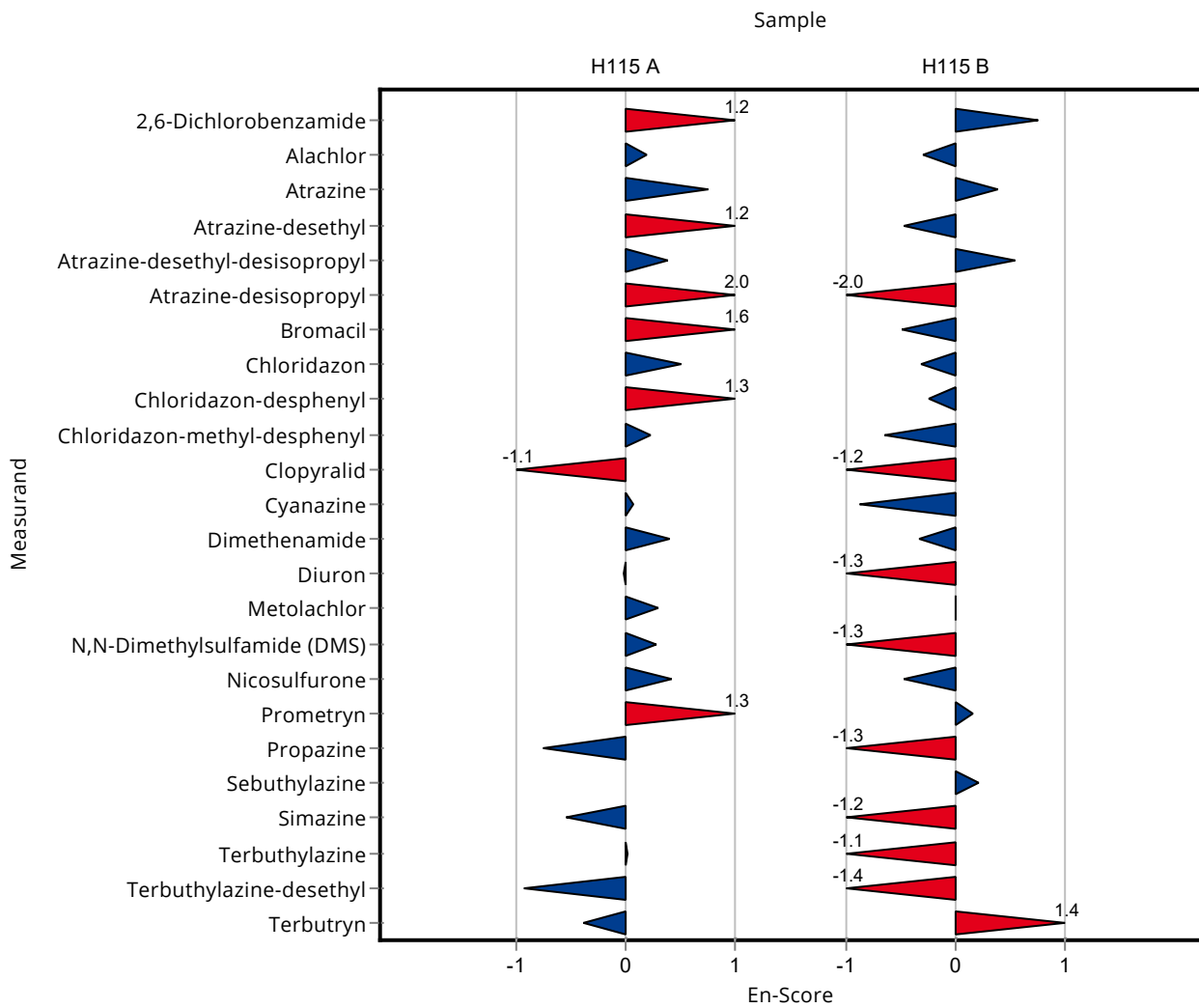


Sample:H115A

Parameter	Unit	Assigned value ± U (k=2)	Result ± U	Criterion	Recovery [%]	En-Score
2,6-Dichlorobenzamide	µg/l	0.782 ± 0.0372	0.849 ± 0.021	0.117	109	1.19
Alachlor	µg/l	0.424 ± 0.0275	0.43 ± 0.01	0.0508	102	0.19
Atrazine	µg/l	0.376 ± 0.014	0.426 ± 0.033	0.0414	113	0.74
Atrazine-desethyl	µg/l	0.863 ± 0.0646	0.955 ± 0.022	0.104	111	1.17
Atrazine-desethyl-desisopropyl	µg/l	0.474 ± 0.0623	0.498 ± 0.007	0.147	105	0.38
Atrazine-desisopropyl	µg/l	0.763 ± 0.0459	0.862 ± 0.009	0.107	113	2.01
Bromacil	µg/l	0.36 ± 0.0134	0.395 ± 0.009	0.0504	110	1.56
Chloridazon	µg/l	0.136 ± 0.0124	0.146 ± 0.008	0.0176	108	0.51
Chloridazon-desphenyl	µg/l	0.23 ± 0.0231	0.284 ± 0.018	0.0253	123	1.25
Chloridazon-methyl-desphenyl	µg/l	0.75 ± 0.0255	0.767 ± 0.038	0.0975	102	0.22
Clopyralid	µg/l	0.263 ± 0.0205	0.233 ± 0.008	0.0656	88.8	-1.13
Cyanazine	µg/l	0.306 ± 0.0189	0.307 ± 0.006	0.0428	100	0.06
Dimethenamide	µg/l	0.481 ± 0.0447	0.513 ± 0.034	0.0481	107	0.39
Diuron	µg/l	0.647 ± 0.0498	0.645 ± 0.037	0.0841	99.7	-0.02
Metolachlor	µg/l	0.496 ± 0.0154	0.506 ± 0.016	0.0743	102	0.29
N,N-Dimethylsulfamide (DMS)	µg/l	0.19 ± 0.0158	0.2 ± 0.016	0.0285	105	0.27
Nicosulfurone	µg/l	0.305 ± 0.0313	0.32 ± 0.008	0.0764	105	0.41
Prometryn	µg/l	0.593 ± 0.0599	0.691 ± 0.025	0.0948	117	1.26
Propazine	µg/l	0.346 ± 0.0138	0.331 ± 0.007	0.045	95.7	-0.76
Sebuthylazine	µg/l	- ± -	<0.03 (LOQ) ± -	-	-	-
Simazine	µg/l	0.167 ± 0.00807	0.158 ± 0.007	0.0184	94.7	-0.55
Terbuthylazine	µg/l	0.177 ± 0.00605	0.177 ± 0.009	0.0194	100	0.02
Terbuthylazine-desethyl	µg/l	0.402 ± 0.0151	0.383 ± 0.007	0.0442	95.2	-0.94
Terbutryn	µg/l	0.342 ± 0.0185	0.334 ± 0.003	0.0342	97.8	-0.39

Sample: H115B

Parameter	Unit	Assigned value ± U (k=2)	Result ± U	Criterion	Recovery [%]	En-Score
2,6-Dichlorobenzamide	µg/l	0.38 ± 0.0147	0.398 ± 0.009	0.057	105	0.77
Alachlor	µg/l	0.82 ± 0.0367	0.797 ± 0.034	0.0984	97.2	-0.29
Atrazine	µg/l	0.703 ± 0.0253	0.731 ± 0.033	0.0773	104	0.40
Atrazine-desethyl	µg/l	0.34 ± 0.0137	0.333 ± 0.004	0.0409	97.8	-0.47
Atrazine-desethyl-desisopropyl	µg/l	0.637 ± 0.16	0.729 ± 0.024	0.197	114	0.55
Atrazine-desisopropyl	µg/l	0.388 ± 0.0166	0.352 ± 0.003	0.0543	90.7	-2.04
Bromacil	µg/l	0.37 ± 0.0168	0.358 ± 0.009	0.0518	96.7	-0.49
Chloridazon	µg/l	0.323 ± 0.0189	0.315 ± 0.008	0.042	97.6	-0.31
Chloridazon-desphenyl	µg/l	0.392 ± 0.0215	0.382 ± 0.019	0.0432	97.3	-0.24
Chloridazon-methyl-desphenyl	µg/l	0.805 ± 0.0343	0.751 ± 0.038	0.105	93.3	-0.65
Clopyralid	µg/l	0.706 ± 0.0561	0.624 ± 0.019	0.176	88.4	-1.21
Cyanazine	µg/l	0.623 ± 0.045	0.567 ± 0.023	0.0873	91	-0.88
Dimethenamide	µg/l	0.201 ± 0.00949	0.194 ± 0.009	0.0201	96.6	-0.33
Diuron	µg/l	0.195 ± 0.00956	0.168 ± 0.009	0.0253	86.3	-1.31
Metolachlor	µg/l	0.151 ± 0.00462	0.151 ± 0.004	0.0227	100	0.00
N,N-Dimethylsulfamide (DMS)	µg/l	0.382 ± 0.0292	0.326 ± 0.017	0.0573	85.3	-1.25
Nicosulfurone	µg/l	0.694 ± 0.0492	0.656 ± 0.033	0.173	94.6	-0.46
Prometryn	µg/l	0.34 ± 0.00812	0.343 ± 0.007	0.0442	101	0.17
Propazine	µg/l	0.723 ± 0.0266	0.648 ± 0.025	0.094	89.6	-1.32
Sebuthylazine	µg/l	0.691 ± 0.0428	0.707 ± 0.028	0.0643	102	0.22
Simazine	µg/l	0.163 ± 0.0114	0.141 ± 0.007	0.0179	86.7	-1.20
Terbuthylazine	µg/l	0.387 ± 0.0188	0.357 ± 0.009	0.0425	92.3	-1.14
Terbuthylazine-desethyl	µg/l	0.166 ± 0.0119	0.143 ± 0.006	0.0183	86	-1.37
Terbutryn	µg/l	0.367 ± 0.0171	0.392 ± 0.002	0.0367	107	1.45



Sample: H115A

Parameter	Unit	Assigned value ± U (k=2)	Result ± U	Criterion	Recovery [%]	z-Score
2,6-Dichlorobenzamide	µg/l	0.782 ± 0.0372	0.8725 ± 0.191	0.117	112	0.77
Alachlor	µg/l	0.424 ± 0.0275	0.417 ± 0.129	0.0508	98.4	-0.13
Atrazine	µg/l	0.376 ± 0.014	0.45 ± 0.099	0.0414	120	1.78
Atrazine-desethyl	µg/l	0.863 ± 0.0646	0.91 ± 0.177	0.104	105	0.45
Atrazine-desethyl-desisopropyl	µg/l	0.474 ± 0.0623	0.438 ± 0.215	0.147	92.4	-0.24
Atrazine-desisopropyl	µg/l	0.763 ± 0.0459	0.751 ± 0.249	0.107	98.4	-0.11
Bromacil	µg/l	0.36 ± 0.0134	0.463 ± 0.113	0.0504	129	2.04
Chloridazon	µg/l	0.136 ± 0.0124	0.165 ± 0.091	0.0176	122	1.66
Chloridazon-desphenyl	µg/l	0.23 ± 0.0231	0.224 ± 0.024	0.0253	97.2	-0.25
Chloridazon-methyl-desphenyl	µg/l	0.75 ± 0.0255	0.751 ± 0.118	0.0975	100	0.01
Clopyralid	µg/l	0.263 ± 0.0205	0.274 ± 0.125	0.0656	104	0.18
Cyanazine	µg/l	0.306 ± 0.0189	- ± -	0.0428	-	-
Dimethenamide	µg/l	0.481 ± 0.0447	0.572 ± 0.121	0.0481	119	1.89
Diuron	µg/l	0.647 ± 0.0498	0.771 ± 0.147	0.0841	119	1.48
Metolachlor	µg/l	0.496 ± 0.0154	0.569 ± 0.093	0.0743	115	0.99
N,N-Dimethylsulfamide (DMS)	µg/l	0.19 ± 0.0158	0.194 ± 0.074	0.0285	102	0.13
Nicosulfurone	µg/l	0.305 ± 0.0313	0.329 ± 0.116	0.0764	108	0.31
Prometryn	µg/l	0.593 ± 0.0599	- ± -	0.0948	-	-
Propazine	µg/l	0.346 ± 0.0138	0.354 ± 0.12	0.045	102	0.18
Sebuthylazine	µg/l	- ± -	- ± -	-	-	-
Simazine	µg/l	0.167 ± 0.00807	0.194 ± 0.031	0.0184	116	1.48
Terbuthylazine	µg/l	0.177 ± 0.00605	0.231 ± 0.087	0.0194	131	2.79

Summary of results Pesticides H115

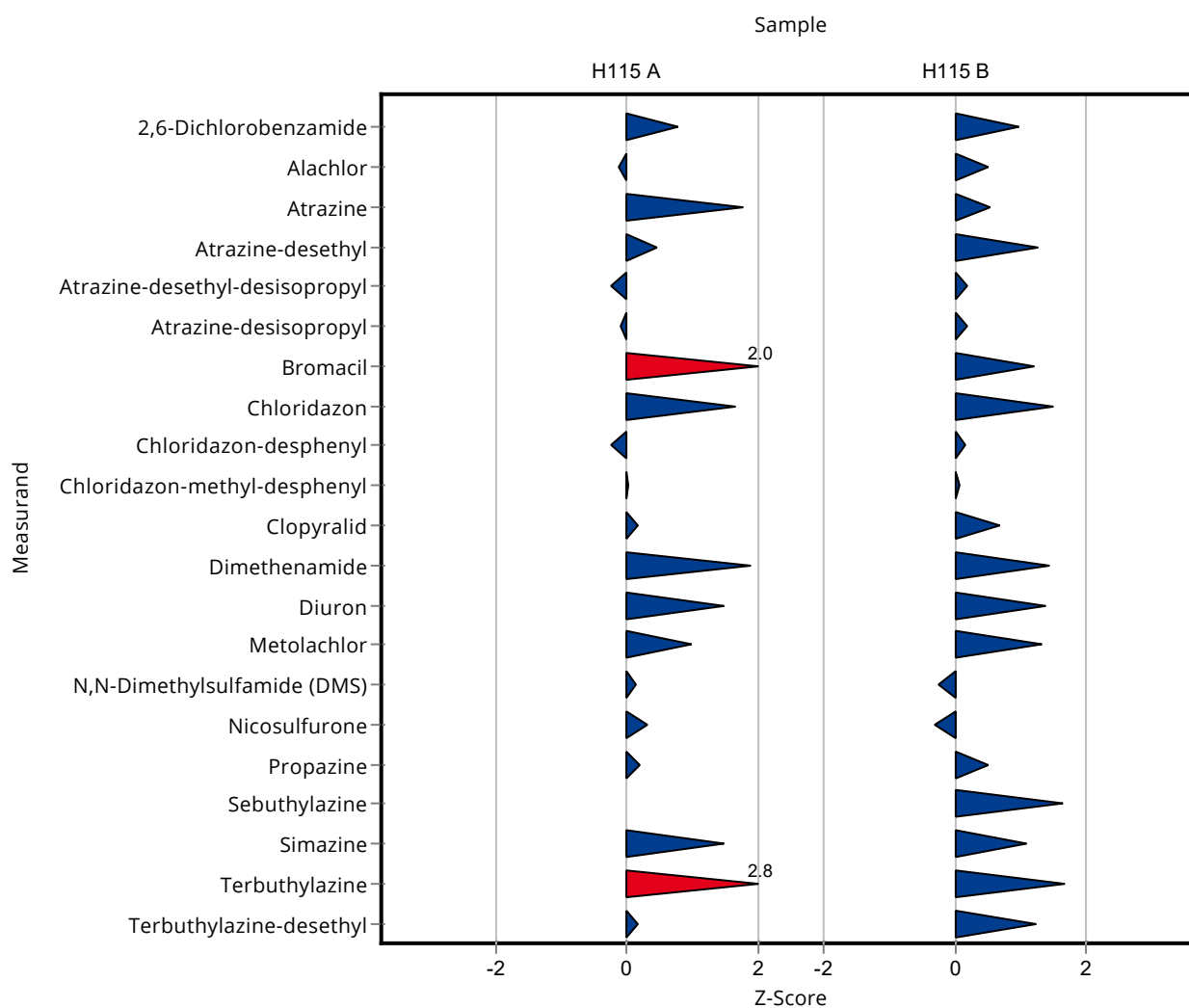
Labcode: LC0011

Parameter	Unit	Assigned value ± U (k=2)	Result ± U	Criterion	Recovery [%]	z-Score
Terbutylazine-desethyl	µg/l	0.402 ± 0.0151	0.41 ± 0.094	0.0442	102	0.18
Terbutryn	µg/l	0.342 ± 0.0185	- ± -	0.0342	-	-

Sample:H115B

Parameter	Unit	Assigned value ± U (k=2)	Result ± U	Criterion	Recovery [%]	z-Score
2,6-Dichlorobenzamide	µg/l	0.38 ± 0.0147	0.435 ± 0.095	0.057	114	0.96
Alachlor	µg/l	0.82 ± 0.0367	0.87 ± 0.268	0.0984	106	0.51
Atrazine	µg/l	0.703 ± 0.0253	0.744 ± 0.163	0.0773	106	0.53
Atrazine-desethyl	µg/l	0.34 ± 0.0137	0.392 ± 0.076	0.0409	115	1.26
Atrazine-desethyl-desisopropyl	µg/l	0.637 ± 0.16	0.676 ± 0.332	0.197	106	0.20
Atrazine-desisopropyl	µg/l	0.388 ± 0.0166	0.399 ± 0.132	0.0543	103	0.20
Bromacil	µg/l	0.37 ± 0.0168	0.433 ± 0.106	0.0518	117	1.21
Chloridazon	µg/l	0.323 ± 0.0189	0.386 ± 0.214	0.042	120	1.51
Chloridazon-desphenyl	µg/l	0.392 ± 0.0215	0.399 ± 0.042	0.0432	102	0.15
Chloridazon-methyl-desphenyl	µg/l	0.805 ± 0.0343	0.813 ± 0.127	0.105	101	0.07
Clopyralid	µg/l	0.706 ± 0.0561	0.826 ± 0.378	0.176	117	0.68
Cyanazine	µg/l	0.623 ± 0.045	- ± -	0.0873	-	-
Dimethenamide	µg/l	0.201 ± 0.00949	0.23 ± 0.049	0.0201	115	1.46
Diuron	µg/l	0.195 ± 0.00956	0.23 ± 0.044	0.0253	118	1.40
Metolachlor	µg/l	0.151 ± 0.00462	0.181 ± 0.03	0.0227	120	1.32
N,N-Dimethylsulfamide (DMS)	µg/l	0.382 ± 0.0292	0.367 ± 0.141	0.0573	96	-0.26
Nicosulfurone	µg/l	0.694 ± 0.0492	0.642 ± 0.227	0.173	92.6	-0.30
Prometryn	µg/l	0.34 ± 0.00812	- ± -	0.0442	-	-

Parameter	Unit	Assigned value ± U (k=2)	Result ± U	Criterion	Recovery [%]	z-Score
Propazine	µg/l	0.723 ± 0.0266	0.77 ± 0.262	0.094	107	0.50
Sebuthylazine	µg/l	0.691 ± 0.0428	0.797 ± 0.2	0.0643	115	1.64
Simazine	µg/l	0.163 ± 0.0114	0.182 ± 0.029	0.0179	112	1.08
Terbuthylazine	µg/l	0.387 ± 0.0188	0.458 ± 0.173	0.0425	118	1.68
Terbuthylazine-desethyl	µg/l	0.166 ± 0.0119	0.189 ± 0.043	0.0183	114	1.25
Terbutryn	µg/l	0.367 ± 0.0171	- ± -	0.0367	-	-

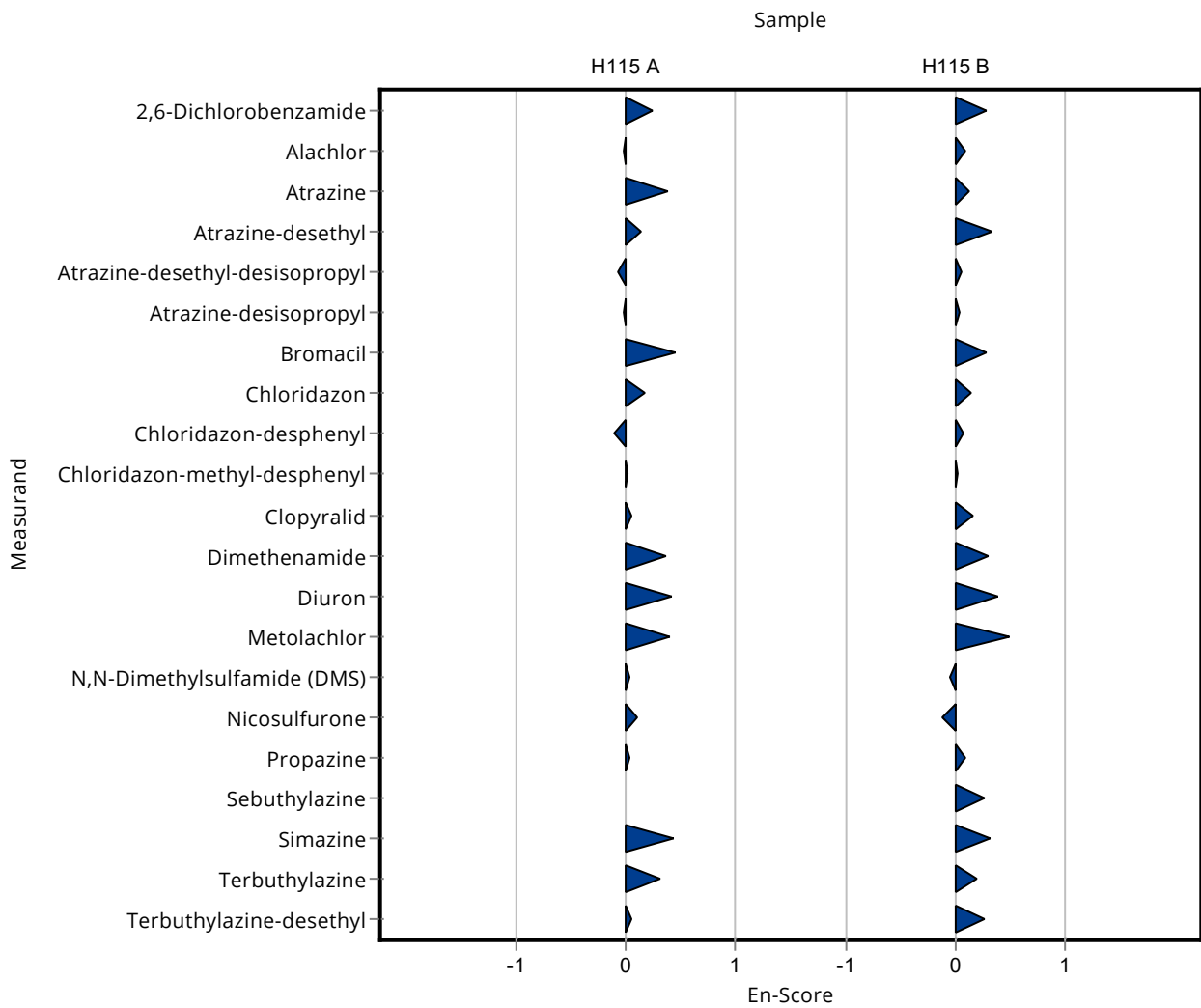


Sample: H115A

Parameter	Unit	Assigned value ± U (k=2)	Result ± U	Criterion	Recovery [%]	En-Score
2,6-Dichlorobenzamide	µg/l	0.782 ± 0.0372	0.8725 ± 0.191	0.117	112	0.24
Alachlor	µg/l	0.424 ± 0.0275	0.417 ± 0.129	0.0508	98.4	-0.03
Atrazine	µg/l	0.376 ± 0.014	0.45 ± 0.099	0.0414	120	0.37
Atrazine-desethyl	µg/l	0.863 ± 0.0646	0.91 ± 0.177	0.104	105	0.13
Atrazine-desethyl-desisopropyl	µg/l	0.474 ± 0.0623	0.438 ± 0.215	0.147	92.4	-0.08
Atrazine-desisopropyl	µg/l	0.763 ± 0.0459	0.751 ± 0.249	0.107	98.4	-0.02
Bromacil	µg/l	0.36 ± 0.0134	0.463 ± 0.113	0.0504	129	0.45
Chloridazon	µg/l	0.136 ± 0.0124	0.165 ± 0.091	0.0176	122	0.16
Chloridazon-desphenyl	µg/l	0.23 ± 0.0231	0.224 ± 0.024	0.0253	97.2	-0.12
Chloridazon-methyl-desphenyl	µg/l	0.75 ± 0.0255	0.751 ± 0.118	0.0975	100	0.01
Clopyralid	µg/l	0.263 ± 0.0205	0.274 ± 0.125	0.0656	104	0.05
Cyanazine	µg/l	0.306 ± 0.0189	- ± -	0.0428	-	-
Dimethenamide	µg/l	0.481 ± 0.0447	0.572 ± 0.121	0.0481	119	0.37
Diuron	µg/l	0.647 ± 0.0498	0.771 ± 0.147	0.0841	119	0.42
Metolachlor	µg/l	0.496 ± 0.0154	0.569 ± 0.093	0.0743	115	0.39
N,N-Dimethylsulfamide (DMS)	µg/l	0.19 ± 0.0158	0.194 ± 0.074	0.0285	102	0.02
Nicosulfurone	µg/l	0.305 ± 0.0313	0.329 ± 0.116	0.0764	108	0.10
Prometryn	µg/l	0.593 ± 0.0599	- ± -	0.0948	-	-
Propazine	µg/l	0.346 ± 0.0138	0.354 ± 0.12	0.045	102	0.03
Sebuthylazine	µg/l	- ± -	- ± -	-	-	-
Simazine	µg/l	0.167 ± 0.00807	0.194 ± 0.031	0.0184	116	0.43
Terbuthylazine	µg/l	0.177 ± 0.00605	0.231 ± 0.087	0.0194	131	0.31
Terbuthylazine-desethyl	µg/l	0.402 ± 0.0151	0.41 ± 0.094	0.0442	102	0.04
Terbutryn	µg/l	0.342 ± 0.0185	- ± -	0.0342	-	-

Sample: H115B

Parameter	Unit	Assigned value ± U (k=2)	Result ± U	Criterion	Recovery [%]	En-Score
2,6-Dichlorobenzamide	µg/l	0.38 ± 0.0147	0.435 ± 0.095	0.057	114	0.29
Alachlor	µg/l	0.82 ± 0.0367	0.87 ± 0.268	0.0984	106	0.09
Atrazine	µg/l	0.703 ± 0.0253	0.744 ± 0.163	0.0773	106	0.13
Atrazine-desethyl	µg/l	0.34 ± 0.0137	0.392 ± 0.076	0.0409	115	0.34
Atrazine-desethyl-desisopropyl	µg/l	0.637 ± 0.16	0.676 ± 0.332	0.197	106	0.06
Atrazine-desisopropyl	µg/l	0.388 ± 0.0166	0.399 ± 0.132	0.0543	103	0.04
Bromacil	µg/l	0.37 ± 0.0168	0.433 ± 0.106	0.0518	117	0.30
Chloridazon	µg/l	0.323 ± 0.0189	0.386 ± 0.214	0.042	120	0.15
Chloridazon-desphenyl	µg/l	0.392 ± 0.0215	0.399 ± 0.042	0.0432	102	0.08
Chloridazon-methyl-desphenyl	µg/l	0.805 ± 0.0343	0.813 ± 0.127	0.105	101	0.03
Clopyralid	µg/l	0.706 ± 0.0561	0.826 ± 0.378	0.176	117	0.16
Cyanazine	µg/l	0.623 ± 0.045	- ± -	0.0873	-	-
Dimethenamide	µg/l	0.201 ± 0.00949	0.23 ± 0.049	0.0201	115	0.30
Diuron	µg/l	0.195 ± 0.00956	0.23 ± 0.044	0.0253	118	0.40
Metolachlor	µg/l	0.151 ± 0.00462	0.181 ± 0.03	0.0227	120	0.50
N,N-Dimethylsulfamide (DMS)	µg/l	0.382 ± 0.0292	0.367 ± 0.141	0.0573	96	-0.05
Nicosulfurone	µg/l	0.694 ± 0.0492	0.642 ± 0.227	0.173	92.6	-0.11
Prometryn	µg/l	0.34 ± 0.00812	- ± -	0.0442	-	-
Propazine	µg/l	0.723 ± 0.0266	0.77 ± 0.262	0.094	107	0.09
Sebuthylazine	µg/l	0.691 ± 0.0428	0.797 ± 0.2	0.0643	115	0.26
Simazine	µg/l	0.163 ± 0.0114	0.182 ± 0.029	0.0179	112	0.33
Terbuthylazine	µg/l	0.387 ± 0.0188	0.458 ± 0.173	0.0425	118	0.21
Terbuthylazine-desethyl	µg/l	0.166 ± 0.0119	0.189 ± 0.043	0.0183	114	0.26
Terbutryn	µg/l	0.367 ± 0.0171	- ± -	0.0367	-	-



Sample: H115A

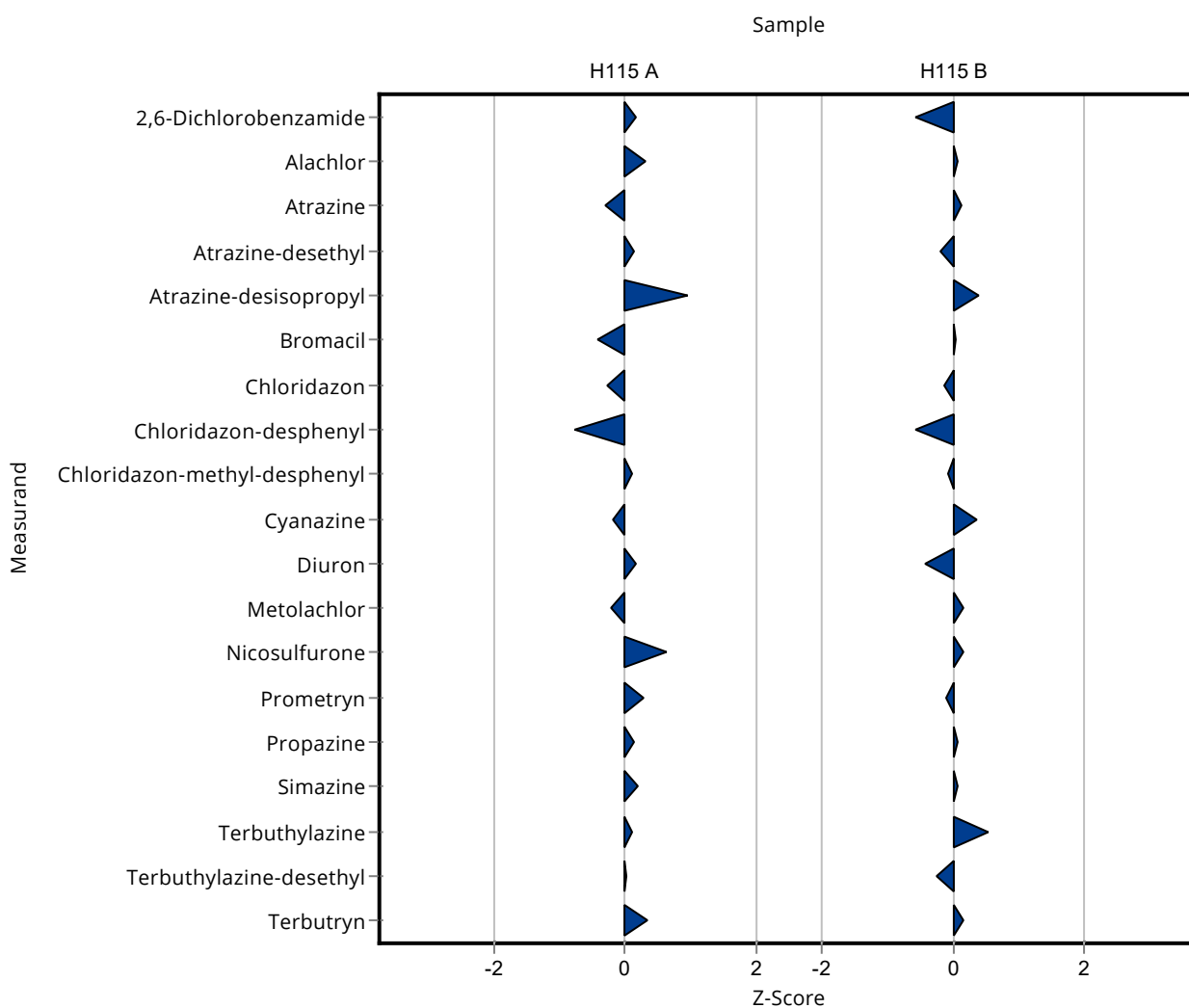
Parameter	Unit	Assigned value ± U (k=2)	Result ± U	Criterion	Recovery [%]	z-Score
2,6-Dichlorobenzamide	µg/l	0.782 ± 0.0372	0.800861064 ± 0.144155	0.117	102	0.16
Alachlor	µg/l	0.424 ± 0.0275	0.439216106 ± 0.079059	0.0508	104	0.31
Atrazine	µg/l	0.376 ± 0.014	0.363826785 ± 0.065489	0.0414	96.7	-0.30
Atrazine-desethyl	µg/l	0.863 ± 0.0646	0.877678351 ± 0.157982	0.104	102	0.14
Atrazine-desethyl-desisopropyl	µg/l	0.474 ± 0.0623	- ± -	0.147	-	-
Atrazine-desisopropyl	µg/l	0.763 ± 0.0459	0.86373107 ± 0.155472	0.107	113	0.94
Bromacil	µg/l	0.36 ± 0.0134	0.338738395 ± 0.060973	0.0504	94.1	-0.42
Chloridazon	µg/l	0.136 ± 0.0124	0.130678328 ± 0.023522	0.0176	96.3	-0.29
Chloridazon-desphenyl	µg/l	0.23 ± 0.0231	0.211061551 ± 0.037991	0.0253	91.6	-0.76
Chloridazon-methyl-desphenyl	µg/l	0.75 ± 0.0255	0.76025769 ± 0.136846	0.0975	101	0.11
Clopyralid	µg/l	0.263 ± 0.0205	- ± -	0.0656	-	-
Cyanazine	µg/l	0.306 ± 0.0189	0.297533814 ± 0.053556	0.0428	97.4	-0.19
Dimethenamide	µg/l	0.481 ± 0.0447	- ± -	0.0481	-	-
Diuron	µg/l	0.647 ± 0.0498	0.660148844 ± 0.118827	0.0841	102	0.16
Metolachlor	µg/l	0.496 ± 0.0154	0.479082501 ± 0.086235	0.0743	96.7	-0.22
N,N-Dimethylsulfamide (DMS)	µg/l	0.19 ± 0.0158	- ± -	0.0285	-	-
Nicosulfurone	µg/l	0.305 ± 0.0313	0.354048916 ± 0.063729	0.0764	116	0.64
Prometryn	µg/l	0.593 ± 0.0599	0.620310886 ± 0.111656	0.0948	105	0.29
Propazine	µg/l	0.346 ± 0.0138	0.352589397 ± 0.063466	0.045	102	0.15
Sebuthylazine	µg/l	- ± -	- ± -	-	-	-
Simazine	µg/l	0.167 ± 0.00807	0.170174824 ± 0.030631	0.0184	102	0.18
Terbuthylazine	µg/l	0.177 ± 0.00605	0.178903763 ± 0.032203	0.0194	101	0.11

Parameter	Unit	Assigned value ± U (k=2)	Result ± U	Criterion	Recovery [%]	z-Score
Terbutylazine-desethyl	µg/l	0.402 ± 0.0151	0.402918229 ± 0.072525	0.0442	100	0.02
Terbutryn	µg/l	0.342 ± 0.0185	0.353074874 ± 0.063553	0.0342	103	0.33

Sample: H115B

Parameter	Unit	Assigned value ± U (k=2)	Result ± U	Criterion	Recovery [%]	z-Score
2,6-Dichlorobenzamide	µg/l	0.38 ± 0.0147	0.347268821 ± 0.062508	0.057	91.3	-0.58
Alachlor	µg/l	0.82 ± 0.0367	0.827010038 ± 0.148862	0.0984	101	0.07
Atrazine	µg/l	0.703 ± 0.0253	0.713078004 ± 0.128354	0.0773	101	0.13
Atrazine-desethyl	µg/l	0.34 ± 0.0137	0.3321851 ± 0.059793	0.0409	97.6	-0.20
Atrazine-desethyl-desisopropyl	µg/l	0.637 ± 0.16	- ± -	0.197	-	-
Atrazine-desisopropyl	µg/l	0.388 ± 0.0166	0.409908024 ± 0.073783	0.0543	106	0.40
Bromacil	µg/l	0.37 ± 0.0168	0.371673235 ± 0.066901	0.0518	100	0.03
Chloridazon	µg/l	0.323 ± 0.0189	0.317310499 ± 0.057116	0.042	98.3	-0.13
Chloridazon-desphenyl	µg/l	0.392 ± 0.0215	0.367222237 ± 0.0661	0.0432	93.6	-0.58
Chloridazon-methyl-desphenyl	µg/l	0.805 ± 0.0343	0.796399622 ± 0.143352	0.105	98.9	-0.08
Clopyralid	µg/l	0.706 ± 0.0561	- ± -	0.176	-	-
Cyanazine	µg/l	0.623 ± 0.045	0.654165179 ± 0.11775	0.0873	105	0.35
Dimethenamide	µg/l	0.201 ± 0.00949	- ± -	0.0201	-	-
Diuron	µg/l	0.195 ± 0.00956	0.183804897 ± 0.033085	0.0253	94.4	-0.43
Metolachlor	µg/l	0.151 ± 0.00462	0.154671782 ± 0.027841	0.0227	102	0.16
N,N-Dimethylsulfamide (DMS)	µg/l	0.382 ± 0.0292	- ± -	0.0573	-	-
Nicosulfurone	µg/l	0.694 ± 0.0492	0.721 ± 0.12978	0.173	104	0.16
Prometryn	µg/l	0.34 ± 0.00812	0.335566987 ± 0.060402	0.0442	98.6	-0.11

Parameter	Unit	Assigned value ± U (k=2)	Result ± U	Criterion Recovery [%]	z-Score	
Propazine	µg/l	0.723 ± 0.0266	0.730090254 ± 0.131416	0.094	101	0.08
Sebuthylazine	µg/l	0.691 ± 0.0428	- ± -	0.0643	-	-
Simazine	µg/l	0.163 ± 0.0114	0.1637592 ± 0.029477	0.0179	101	0.06
Terbuthylazine	µg/l	0.387 ± 0.0188	0.409628036 ± 0.073733	0.0425	106	0.54
Terbuthylazine-desethyl	µg/l	0.166 ± 0.0119	0.161713531 ± 0.029108	0.0183	97.3	-0.25
Terbutryn	µg/l	0.367 ± 0.0171	0.37248551 ± 0.067047	0.0367	102	0.16

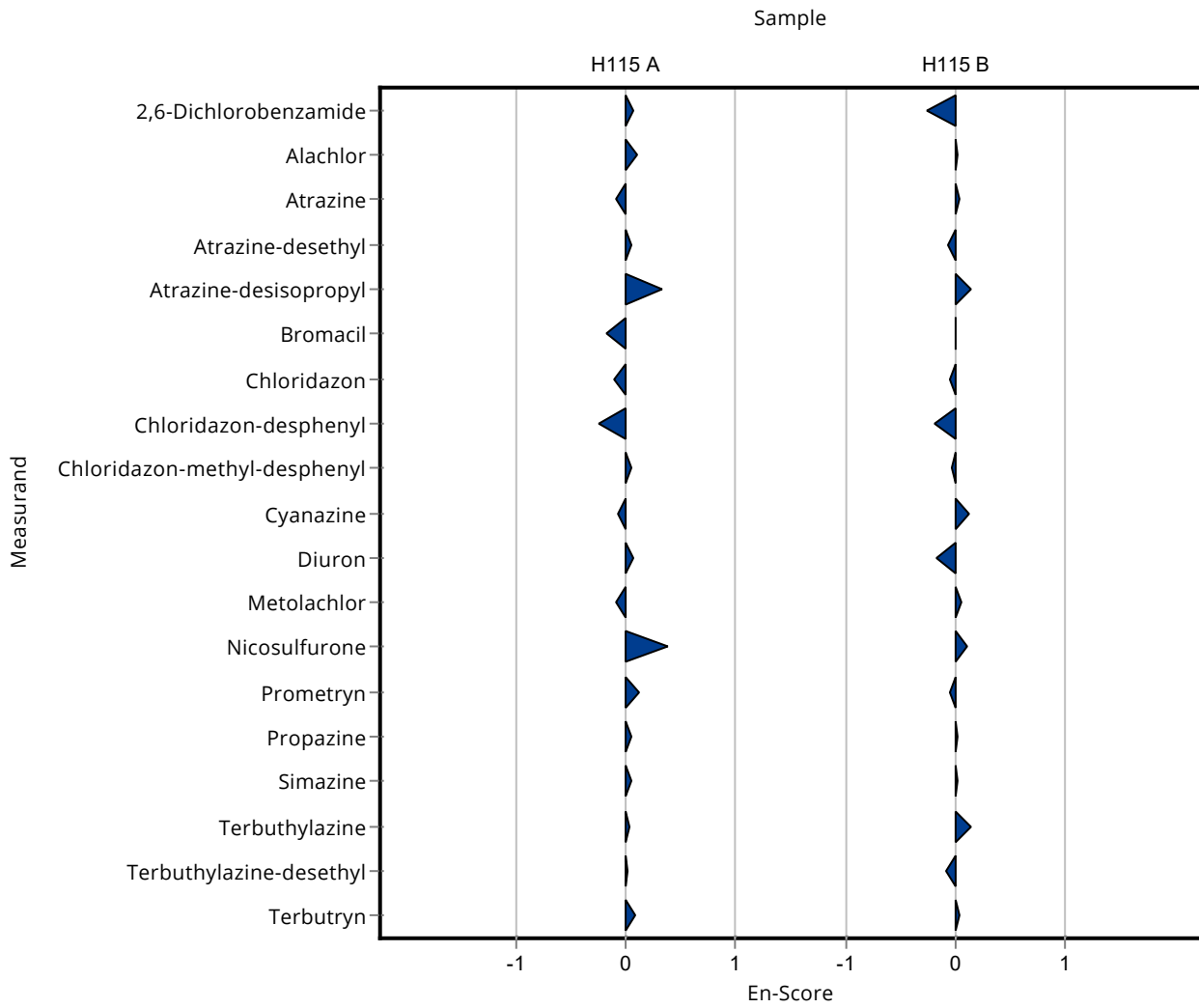


Sample:H115A

Parameter	Unit	Assigned value ± U (k=2)	Result ± U	Criterion	Recovery [%]	En-Score
2,6-Dichlorobenzamide	µg/l	0.782 ± 0.0372	0.800861064 ± 0.144155	0.117	102	0.06
Alachlor	µg/l	0.424 ± 0.0275	0.439216106 ± 0.079059	0.0508	104	0.10
Atrazine	µg/l	0.376 ± 0.014	0.363826785 ± 0.065489	0.0414	96.7	-0.09
Atrazine-desethyl	µg/l	0.863 ± 0.0646	0.877678351 ± 0.157982	0.104	102	0.04
Atrazine-desethyl-desisopropyl	µg/l	0.474 ± 0.0623	- ± -	0.147	-	-
Atrazine-desisopropyl	µg/l	0.763 ± 0.0459	0.86373107 ± 0.155472	0.107	113	0.32
Bromacil	µg/l	0.36 ± 0.0134	0.338738395 ± 0.060973	0.0504	94.1	-0.17
Chloridazon	µg/l	0.136 ± 0.0124	0.130678328 ± 0.023522	0.0176	96.3	-0.10
Chloridazon-desphenyl	µg/l	0.23 ± 0.0231	0.211061551 ± 0.037991	0.0253	91.6	-0.24
Chloridazon-methyl-desphenyl	µg/l	0.75 ± 0.0255	0.76025769 ± 0.136846	0.0975	101	0.04
Clopyralid	µg/l	0.263 ± 0.0205	- ± -	0.0656	-	-
Cyanazine	µg/l	0.306 ± 0.0189	0.297533814 ± 0.053556	0.0428	97.4	-0.07
Dimethenamide	µg/l	0.481 ± 0.0447	- ± -	0.0481	-	-
Diuron	µg/l	0.647 ± 0.0498	0.660148844 ± 0.118827	0.0841	102	0.05
Metolachlor	µg/l	0.496 ± 0.0154	0.479082501 ± 0.086235	0.0743	96.7	-0.10
N,N-Dimethylsulfamide (DMS)	µg/l	0.19 ± 0.0158	- ± -	0.0285	-	-
Nicosulfurone	µg/l	0.305 ± 0.0313	0.354048916 ± 0.063729	0.0764	116	0.37
Prometryn	µg/l	0.593 ± 0.0599	0.620310886 ± 0.111656	0.0948	105	0.12
Propazine	µg/l	0.346 ± 0.0138	0.352589397 ± 0.063466	0.045	102	0.05
Sebuthylazine	µg/l	- ± -	- ± -	-	-	-
Simazine	µg/l	0.167 ± 0.00807	0.170174824 ± 0.030631	0.0184	102	0.05
Terbuthylazine	µg/l	0.177 ± 0.00605	0.178903763 ± 0.032203	0.0194	101	0.03
Terbuthylazine-desethyl	µg/l	0.402 ± 0.0151	0.402918229 ± 0.072525	0.0442	100	0.00
Terbutryn	µg/l	0.342 ± 0.0185	0.353074874 ± 0.063553	0.0342	103	0.09

Sample: H115B

Parameter	Unit	Assigned value ± U (k=2)	Result ± U	Criterion	Recovery [%]	En-Score
2,6-Dichlorobenzamide	µg/l	0.38 ± 0.0147	0.347268821 ± 0.062508	0.057	91.3	-0.26
Alachlor	µg/l	0.82 ± 0.0367	0.827010038 ± 0.148862	0.0984	101	0.02
Atrazine	µg/l	0.703 ± 0.0253	0.713078004 ± 0.128354	0.0773	101	0.04
Atrazine-desethyl	µg/l	0.34 ± 0.0137	0.3321851 ± 0.059793	0.0409	97.6	-0.07
Atrazine-desethyl-desisopropyl	µg/l	0.637 ± 0.16	- ± -	0.197	-	-
Atrazine-desisopropyl	µg/l	0.388 ± 0.0166	0.409908024 ± 0.073783	0.0543	106	0.15
Bromacil	µg/l	0.37 ± 0.0168	0.371673235 ± 0.066901	0.0518	100	0.01
Chloridazon	µg/l	0.323 ± 0.0189	0.317310499 ± 0.057116	0.042	98.3	-0.05
Chloridazon-desphenyl	µg/l	0.392 ± 0.0215	0.367222237 ± 0.0661	0.0432	93.6	-0.19
Chloridazon-methyl-desphenyl	µg/l	0.805 ± 0.0343	0.796399622 ± 0.143352	0.105	98.9	-0.03
Clopyralid	µg/l	0.706 ± 0.0561	- ± -	0.176	-	-
Cyanazine	µg/l	0.623 ± 0.045	0.654165179 ± 0.11775	0.0873	105	0.13
Dimethenamide	µg/l	0.201 ± 0.00949	- ± -	0.0201	-	-
Diuron	µg/l	0.195 ± 0.00956	0.183804897 ± 0.033085	0.0253	94.4	-0.16
Metolachlor	µg/l	0.151 ± 0.00462	0.154671782 ± 0.027841	0.0227	102	0.07
N,N-Dimethylsulfamide (DMS)	µg/l	0.382 ± 0.0292	- ± -	0.0573	-	-
Nicosulfurone	µg/l	0.694 ± 0.0492	0.721 ± 0.12978	0.173	104	0.10
Prometryn	µg/l	0.34 ± 0.00812	0.335566987 ± 0.060402	0.0442	98.6	-0.04
Propazine	µg/l	0.723 ± 0.0266	0.730090254 ± 0.131416	0.094	101	0.03
Sebuthylazine	µg/l	0.691 ± 0.0428	- ± -	0.0643	-	-
Simazine	µg/l	0.163 ± 0.0114	0.1637592 ± 0.029477	0.0179	101	0.02
Terbuthylazine	µg/l	0.387 ± 0.0188	0.409628036 ± 0.073733	0.0425	106	0.15
Terbuthylazine-desethyl	µg/l	0.166 ± 0.0119	0.161713531 ± 0.029108	0.0183	97.3	-0.08
Terbutryn	µg/l	0.367 ± 0.0171	0.37248551 ± 0.067047	0.0367	102	0.04



Sample: H115A

Parameter	Unit	Assigned value ± U (k=2)	Result ± U	Criterion	Recovery [%]	z-Score
2,6-Dichlorobenzamide	µg/l	0.782 ± 0.0372	0.69 ± 0.138	0.117	88.2	-0.79
Alachlor	µg/l	0.424 ± 0.0275	0.36 ± 0.072	0.0508	85	-1.25
Atrazine	µg/l	0.376 ± 0.014	0.346 ± 0.069	0.0414	92	-0.73
Atrazine-desethyl	µg/l	0.863 ± 0.0646	0.792 ± 0.158	0.104	91.7	-0.69
Atrazine-desethyl-desisopropyl	µg/l	0.474 ± 0.0623	0.555 ± 0.111	0.147	117	0.55
Atrazine-desisopropyl	µg/l	0.763 ± 0.0459	0.786 ± 0.157	0.107	103	0.22
Bromacil	µg/l	0.36 ± 0.0134	0.362 ± 0.072	0.0504	101	0.04
Chloridazon	µg/l	0.136 ± 0.0124	0.13 ± 0.026	0.0176	95.8	-0.32
Chloridazon-desphenyl	µg/l	0.23 ± 0.0231	0.283 ± 0.057	0.0253	123	2.07
Chloridazon-methyl-desphenyl	µg/l	0.75 ± 0.0255	0.76 ± 0.152	0.0975	101	0.11
Clopyralid	µg/l	0.263 ± 0.0205	0.257 ± 0.064	0.0656	97.9	-0.08
Cyanazine	µg/l	0.306 ± 0.0189	0.245 ± 0.049	0.0428	80.2	-1.42
Dimethenamide	µg/l	0.481 ± 0.0447	0.406 ± 0.081	0.0481	84.4	-1.56
Diuron	µg/l	0.647 ± 0.0498	0.579 ± 0.116	0.0841	89.5	-0.81
Metolachlor	µg/l	0.496 ± 0.0154	0.368 ± 0.074	0.0743	74.3	-1.72
N,N-Dimethylsulfamide (DMS)	µg/l	0.19 ± 0.0158	0.196 ± 0.039	0.0285	103	0.20
Nicosulfurone	µg/l	0.305 ± 0.0313	0.236 ± 0.047	0.0764	77.3	-0.91
Prometryn	µg/l	0.593 ± 0.0599	0.401 ± 0.08	0.0948	67.7	-2.02
Propazine	µg/l	0.346 ± 0.0138	0.291 ± 0.058	0.045	84.1	-1.22
Sebuthylazine	µg/l	- ± -	<0.05 (LOQ) ± -	-	-	-
Simazine	µg/l	0.167 ± 0.00807	0.149 ± 0.03	0.0184	89.3	-0.97
Terbuthylazine	µg/l	0.177 ± 0.00605	0.159 ± 0.032	0.0194	90	-0.91

Summary of results Pesticides H115

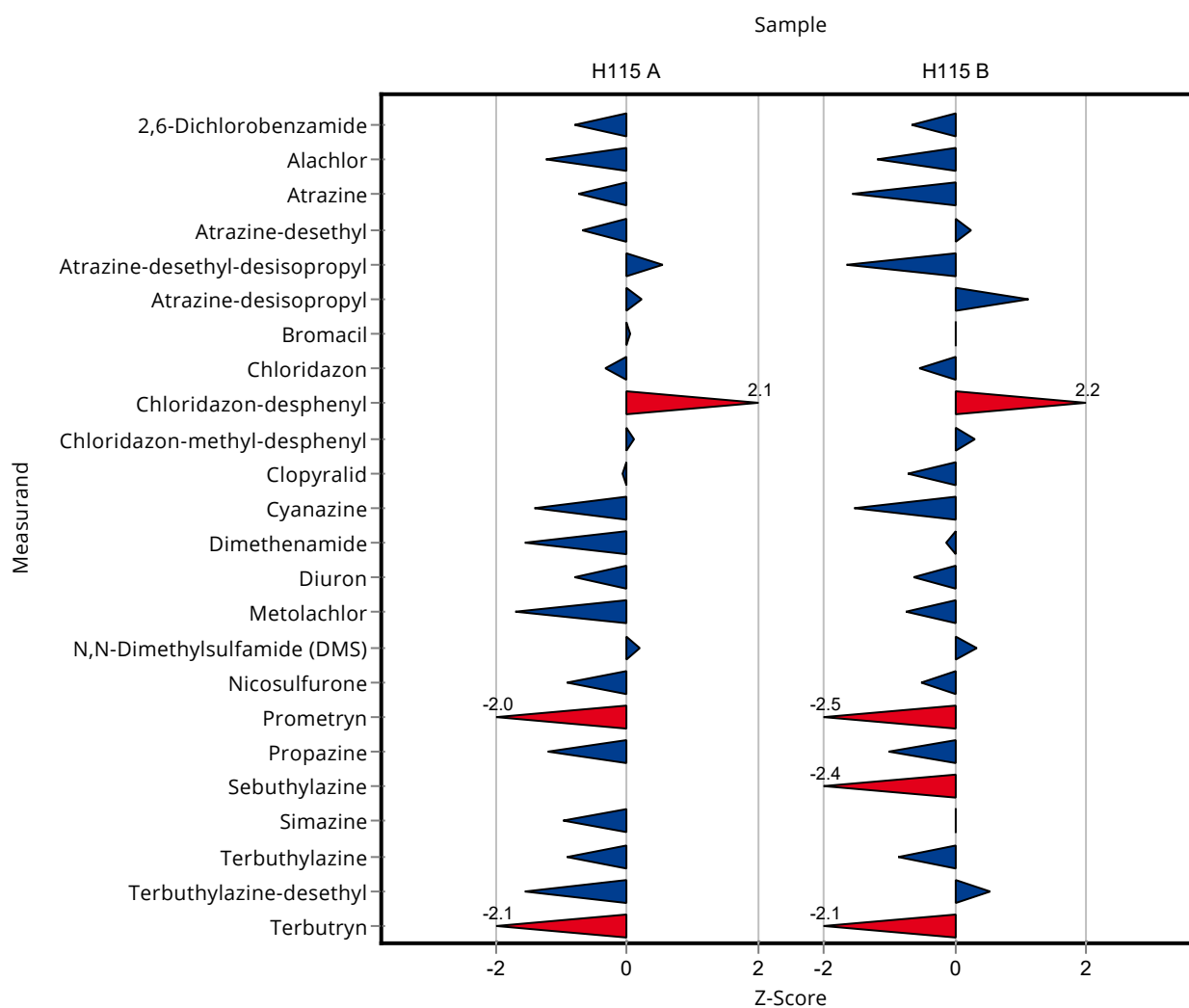
Labcode: LC0013

Parameter	Unit	Assigned value ± U (k=2)	Result ± U	Criterion	Recovery [%]	z-Score
Terbutylazine-desethyl	µg/l	0.402 ± 0.0151	0.333 ± 0.067	0.0442	82.8	-1.56
Terbutryn	µg/l	0.342 ± 0.0185	0.269 ± 0.054	0.0342	78.7	-2.13

Sample: H115B

Parameter	Unit	Assigned value ± U (k=2)	Result ± U	Criterion	Recovery [%]	z-Score
2,6-Dichlorobenzamide	µg/l	0.38 ± 0.0147	0.342 ± 0.068	0.057	90	-0.67
Alachlor	µg/l	0.82 ± 0.0367	0.702 ± 0.14	0.0984	85.6	-1.20
Atrazine	µg/l	0.703 ± 0.0253	0.583 ± 0.117	0.0773	82.9	-1.55
Atrazine-desethyl	µg/l	0.34 ± 0.0137	0.35 ± 0.07	0.0409	103	0.23
Atrazine-desethyl-desisopropyl	µg/l	0.637 ± 0.16	0.308 ± 0.062	0.197	48.4	-1.67
Atrazine-desisopropyl	µg/l	0.388 ± 0.0166	0.449 ± 0.09	0.0543	116	1.12
Bromacil	µg/l	0.37 ± 0.0168	0.371 ± 0.074	0.0518	100	0.02
Chloridazon	µg/l	0.323 ± 0.0189	0.3 ± 0.06	0.042	93	-0.54
Chloridazon-desphenyl	µg/l	0.392 ± 0.0215	0.486 ± 0.097	0.0432	124	2.17
Chloridazon-methyl-desphenyl	µg/l	0.805 ± 0.0343	0.836 ± 0.167	0.105	104	0.29
Clopyralid	µg/l	0.706 ± 0.0561	0.581 ± 0.145	0.176	82.3	-0.71
Cyanazine	µg/l	0.623 ± 0.045	0.489 ± 0.098	0.0873	78.4	-1.54
Dimethenamide	µg/l	0.201 ± 0.00949	0.198 ± 0.04	0.0201	98.6	-0.14
Diuron	µg/l	0.195 ± 0.00956	0.179 ± 0.036	0.0253	92	-0.62
Metolachlor	µg/l	0.151 ± 0.00462	0.134 ± 0.027	0.0227	88.7	-0.75
N,N-Dimethylsulfamide (DMS)	µg/l	0.382 ± 0.0292	0.401 ± 0.08	0.0573	105	0.33
Nicosulfurone	µg/l	0.694 ± 0.0492	0.603 ± 0.121	0.173	86.9	-0.52
Prometryn	µg/l	0.34 ± 0.00812	0.231 ± 0.046	0.0442	67.9	-2.47

Parameter	Unit	Assigned value ± U (k=2)	Result ± U	Criterion Recovery	z-Score
				[%]	
Propazine	µg/l	0.723 ± 0.0266	0.628 ± 0.126	0.094	86.9
Sebuthylazine	µg/l	0.691 ± 0.0428	0.54 ± 0.108	0.0643	78.1
Simazine	µg/l	0.163 ± 0.0114	0.163 ± 0.033	0.0179	100
Terbuthylazine	µg/l	0.387 ± 0.0188	0.35 ± 0.07	0.0425	90.5
Terbuthylazine-desethyl	µg/l	0.166 ± 0.0119	0.176 ± 0.035	0.0183	106
Terbutryn	µg/l	0.367 ± 0.0171	0.288 ± 0.058	0.0367	78.6

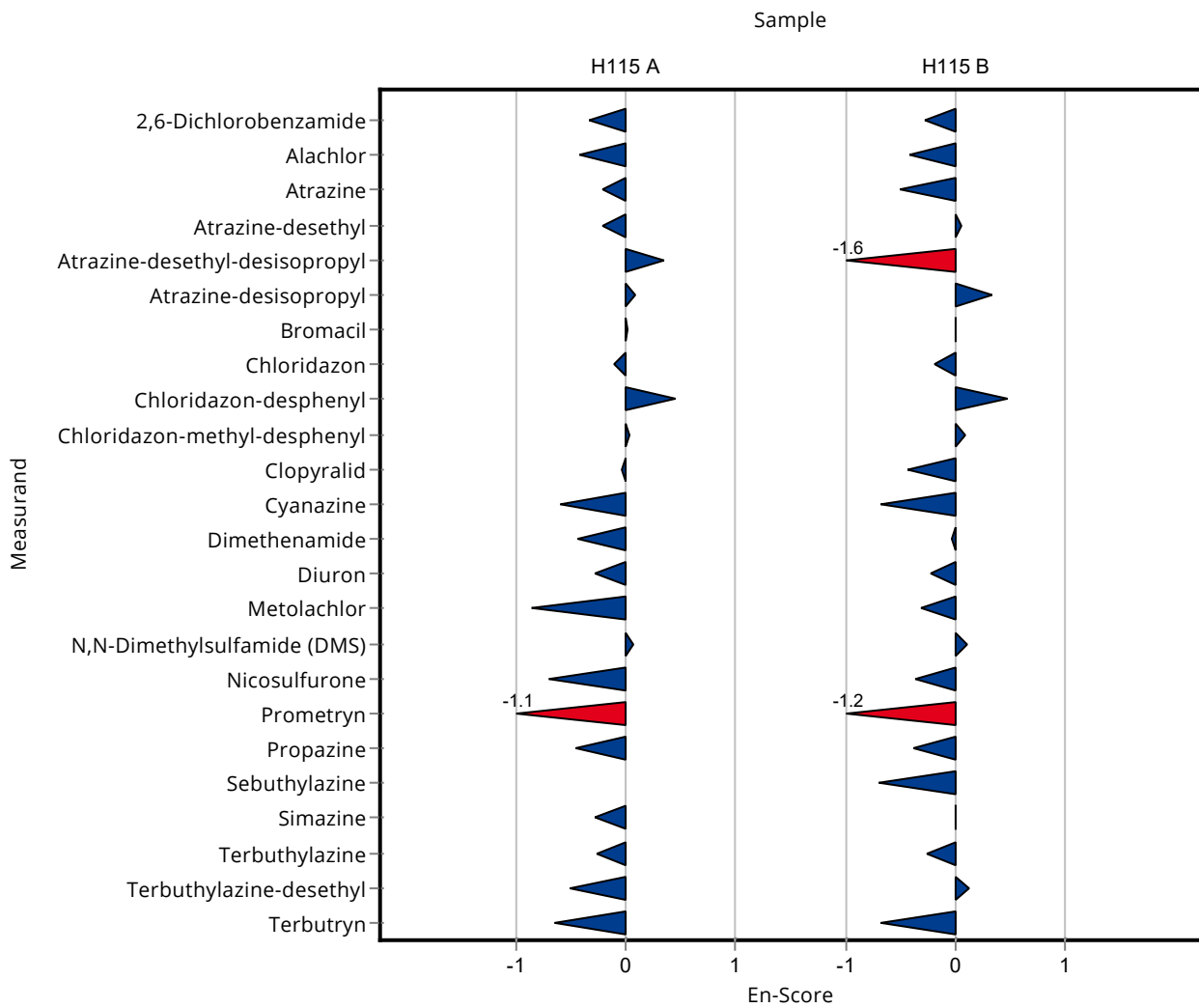


Sample: H115A

Parameter	Unit	Assigned value ± U (k=2)	Result ± U	Criterion	Recovery [%]	En-Score
2,6-Dichlorobenzamide	µg/l	0.782 ± 0.0372	0.69 ± 0.138	0.117	88.2	-0.33
Alachlor	µg/l	0.424 ± 0.0275	0.36 ± 0.072	0.0508	85	-0.43
Atrazine	µg/l	0.376 ± 0.014	0.346 ± 0.069	0.0414	92	-0.22
Atrazine-desethyl	µg/l	0.863 ± 0.0646	0.792 ± 0.158	0.104	91.7	-0.22
Atrazine-desethyl-desisopropyl	µg/l	0.474 ± 0.0623	0.555 ± 0.111	0.147	117	0.35
Atrazine-desisopropyl	µg/l	0.763 ± 0.0459	0.786 ± 0.157	0.107	103	0.07
Bromacil	µg/l	0.36 ± 0.0134	0.362 ± 0.072	0.0504	101	0.01
Chloridazon	µg/l	0.136 ± 0.0124	0.13 ± 0.026	0.0176	95.8	-0.11
Chloridazon-desphenyl	µg/l	0.23 ± 0.0231	0.283 ± 0.057	0.0253	123	0.45
Chloridazon-methyl-desphenyl	µg/l	0.75 ± 0.0255	0.76 ± 0.152	0.0975	101	0.03
Clopyralid	µg/l	0.263 ± 0.0205	0.257 ± 0.064	0.0656	97.9	-0.04
Cyanazine	µg/l	0.306 ± 0.0189	0.245 ± 0.049	0.0428	80.2	-0.61
Dimethenamide	µg/l	0.481 ± 0.0447	0.406 ± 0.081	0.0481	84.4	-0.45
Diuron	µg/l	0.647 ± 0.0498	0.579 ± 0.116	0.0841	89.5	-0.29
Metolachlor	µg/l	0.496 ± 0.0154	0.368 ± 0.074	0.0743	74.3	-0.86
N,N-Dimethylsulfamide (DMS)	µg/l	0.19 ± 0.0158	0.196 ± 0.039	0.0285	103	0.07
Nicosulfurone	µg/l	0.305 ± 0.0313	0.236 ± 0.047	0.0764	77.3	-0.70
Prometryn	µg/l	0.593 ± 0.0599	0.401 ± 0.08	0.0948	67.7	-1.12
Propazine	µg/l	0.346 ± 0.0138	0.291 ± 0.058	0.045	84.1	-0.47
Sebuthylazine	µg/l	- ± -	<0.05 (LOQ) ± -	-	-	-
Simazine	µg/l	0.167 ± 0.00807	0.149 ± 0.03	0.0184	89.3	-0.29
Terbuthylazine	µg/l	0.177 ± 0.00605	0.159 ± 0.032	0.0194	90	-0.28
Terbuthylazine-desethyl	µg/l	0.402 ± 0.0151	0.333 ± 0.067	0.0442	82.8	-0.51
Terbutryn	µg/l	0.342 ± 0.0185	0.269 ± 0.054	0.0342	78.7	-0.66

Sample: H115B

Parameter	Unit	Assigned value ± U (k=2)	Result ± U	Criterion	Recovery [%]	En-Score
2,6-Dichlorobenzamide	µg/l	0.38 ± 0.0147	0.342 ± 0.068	0.057	90	-0.28
Alachlor	µg/l	0.82 ± 0.0367	0.702 ± 0.14	0.0984	85.6	-0.42
Atrazine	µg/l	0.703 ± 0.0253	0.583 ± 0.117	0.0773	82.9	-0.51
Atrazine-desethyl	µg/l	0.34 ± 0.0137	0.35 ± 0.07	0.0409	103	0.07
Atrazine-desethyl-desisopropyl	µg/l	0.637 ± 0.16	0.308 ± 0.062	0.197	48.4	-1.62
Atrazine-desisopropyl	µg/l	0.388 ± 0.0166	0.449 ± 0.09	0.0543	116	0.34
Bromacil	µg/l	0.37 ± 0.0168	0.371 ± 0.074	0.0518	100	0.01
Chloridazon	µg/l	0.323 ± 0.0189	0.3 ± 0.06	0.042	93	-0.19
Chloridazon-desphenyl	µg/l	0.392 ± 0.0215	0.486 ± 0.097	0.0432	124	0.48
Chloridazon-methyl-desphenyl	µg/l	0.805 ± 0.0343	0.836 ± 0.167	0.105	104	0.09
Clopyralid	µg/l	0.706 ± 0.0561	0.581 ± 0.145	0.176	82.3	-0.42
Cyanazine	µg/l	0.623 ± 0.045	0.489 ± 0.098	0.0873	78.4	-0.67
Dimethenamide	µg/l	0.201 ± 0.00949	0.198 ± 0.04	0.0201	98.6	-0.03
Diuron	µg/l	0.195 ± 0.00956	0.179 ± 0.036	0.0253	92	-0.22
Metolachlor	µg/l	0.151 ± 0.00462	0.134 ± 0.027	0.0227	88.7	-0.31
N,N-Dimethylsulfamide (DMS)	µg/l	0.382 ± 0.0292	0.401 ± 0.08	0.0573	105	0.12
Nicosulfurone	µg/l	0.694 ± 0.0492	0.603 ± 0.121	0.173	86.9	-0.37
Prometryn	µg/l	0.34 ± 0.00812	0.231 ± 0.046	0.0442	67.9	-1.18
Propazine	µg/l	0.723 ± 0.0266	0.628 ± 0.126	0.094	86.9	-0.37
Sebuthylazine	µg/l	0.691 ± 0.0428	0.54 ± 0.108	0.0643	78.1	-0.69
Simazine	µg/l	0.163 ± 0.0114	0.163 ± 0.033	0.0179	100	0.01
Terbuthylazine	µg/l	0.387 ± 0.0188	0.35 ± 0.07	0.0425	90.5	-0.26
Terbuthylazine-desethyl	µg/l	0.166 ± 0.0119	0.176 ± 0.035	0.0183	106	0.14
Terbutryn	µg/l	0.367 ± 0.0171	0.288 ± 0.058	0.0367	78.6	-0.67



Sample: H115A

Parameter	Unit	Assigned value ± U (k=2)	Result ± U	Criterion	Recovery [%]	z-Score
2,6-Dichlorobenzamide	µg/l	0.782 ± 0.0372	0.726 ± 0.166	0.117	92.8	-0.48
Alachlor	µg/l	0.424 ± 0.0275	0.41 ± 0.07	0.0508	96.8	-0.27
Atrazine	µg/l	0.376 ± 0.014	0.373 ± 0.058	0.0414	99.2	-0.08
Atrazine-desethyl	µg/l	0.863 ± 0.0646	0.928 ± 0.288	0.104	107	0.62
Atrazine-desethyl-desisopropyl	µg/l	0.474 ± 0.0623	- ± -	0.147	-	-
Atrazine-desisopropyl	µg/l	0.763 ± 0.0459	- ± -	0.107	-	-
Bromacil	µg/l	0.36 ± 0.0134	- ± -	0.0504	-	-
Chloridazon	µg/l	0.136 ± 0.0124	- ± -	0.0176	-	-
Chloridazon-desphenyl	µg/l	0.23 ± 0.0231	- ± -	0.0253	-	-
Chloridazon-methyl-desphenyl	µg/l	0.75 ± 0.0255	- ± -	0.0975	-	-
Clopyralid	µg/l	0.263 ± 0.0205	- ± -	0.0656	-	-
Cyanazine	µg/l	0.306 ± 0.0189	0.292 ± 0.093	0.0428	95.6	-0.32
Dimethenamide	µg/l	0.481 ± 0.0447	- ± -	0.0481	-	-
Diuron	µg/l	0.647 ± 0.0498	0.404 ± 0.081	0.0841	62.5	-2.89
Metolachlor	µg/l	0.496 ± 0.0154	0.488 ± 0.072	0.0743	98.5	-0.10
N,N-Dimethylsulfamide (DMS)	µg/l	0.19 ± 0.0158	- ± -	0.0285	-	-
Nicosulfurone	µg/l	0.305 ± 0.0313	- ± -	0.0764	-	-
Prometryn	µg/l	0.593 ± 0.0599	0.66 ± 0.165	0.0948	111	0.71
Propazine	µg/l	0.346 ± 0.0138	0.371 ± 0.105	0.045	107	0.56
Sebuthylazine	µg/l	- ± -	<0.05 (LOQ) ± -	-	-	-
Simazine	µg/l	0.167 ± 0.00807	0.166 ± 0.071	0.0184	99.5	-0.05
Terbuthylazine	µg/l	0.177 ± 0.00605	0.174 ± 0.053	0.0194	98.5	-0.14

Summary of results Pesticides H115

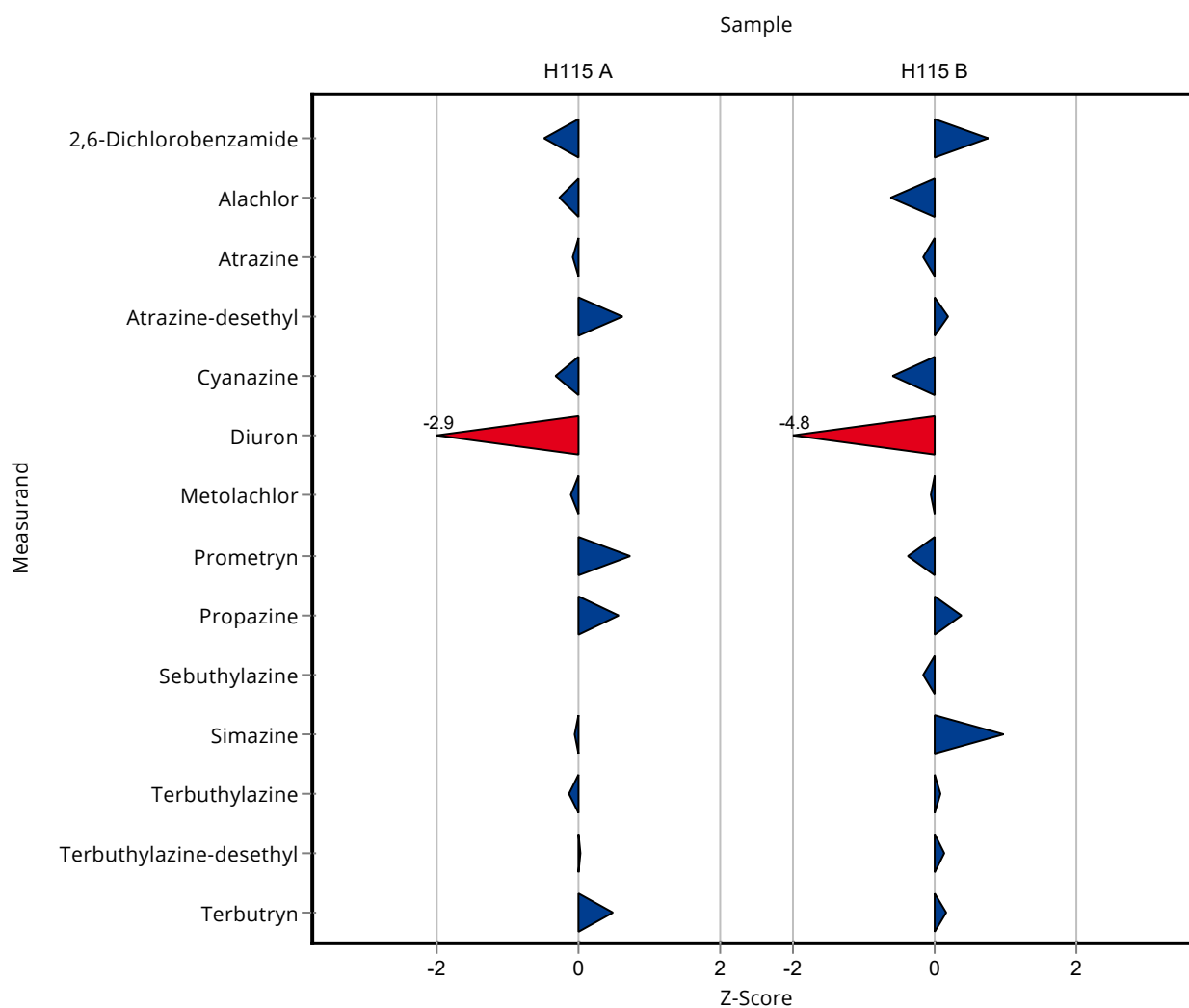
Labcode: LC0014

Parameter	Unit	Assigned value ± U (k=2)	Result ± U	Criterion	Recovery [%]	z-Score
Terbutylazine-desethyl	µg/l	0.402 ± 0.0151	0.403 ± 0.081	0.0442	100	0.02
Terbutryn	µg/l	0.342 ± 0.0185	0.358 ± 0.119	0.0342	105	0.48

Sample: H115B

Parameter	Unit	Assigned value ± U (k=2)	Result ± U	Criterion	Recovery [%]	z-Score
2,6-Dichlorobenzamide	µg/l	0.38 ± 0.0147	0.423 ± 0.096	0.057	111	0.75
Alachlor	µg/l	0.82 ± 0.0367	0.76 ± 0.129	0.0984	92.7	-0.61
Atrazine	µg/l	0.703 ± 0.0253	0.69 ± 0.104	0.0773	98.2	-0.17
Atrazine-desethyl	µg/l	0.34 ± 0.0137	0.348 ± 0.108	0.0409	102	0.18
Atrazine-desethyl-desisopropyl	µg/l	0.637 ± 0.16	- ± -	0.197	-	-
Atrazine-desisopropyl	µg/l	0.388 ± 0.0166	- ± -	0.0543	-	-
Bromacil	µg/l	0.37 ± 0.0168	- ± -	0.0518	-	-
Chloridazon	µg/l	0.323 ± 0.0189	- ± -	0.042	-	-
Chloridazon-desphenyl	µg/l	0.392 ± 0.0215	- ± -	0.0432	-	-
Chloridazon-methyl-desphenyl	µg/l	0.805 ± 0.0343	- ± -	0.105	-	-
Clopyralid	µg/l	0.706 ± 0.0561	- ± -	0.176	-	-
Cyanazine	µg/l	0.623 ± 0.045	0.572 ± 0.183	0.0873	91.8	-0.59
Dimethenamide	µg/l	0.201 ± 0.00949	- ± -	0.0201	-	-
Diuron	µg/l	0.195 ± 0.00956	0.074 ± 0.015	0.0253	38	-4.77
Metolachlor	µg/l	0.151 ± 0.00462	0.15 ± 0.022	0.0227	99.3	-0.04
N,N-Dimethylsulfamide (DMS)	µg/l	0.382 ± 0.0292	- ± -	0.0573	-	-
Nicosulfurone	µg/l	0.694 ± 0.0492	- ± -	0.173	-	-
Prometryn	µg/l	0.34 ± 0.00812	0.324 ± 0.081	0.0442	95.2	-0.37

Parameter	Unit	Assigned value ± U (k=2)	Result ± U	Criterion	Recovery [%]	z-Score
Propazine	µg/l	0.723 ± 0.0266	0.76 ± 0.216	0.094	105	0.39
Sebuthylazine	µg/l	0.691 ± 0.0428	0.682 ± 0.15	0.0643	98.7	-0.14
Simazine	µg/l	0.163 ± 0.0114	0.18 ± 0.077	0.0179	111	0.97
Terbuthylazine	µg/l	0.387 ± 0.0188	0.39 ± 0.119	0.0425	101	0.08
Terbuthylazine-desethyl	µg/l	0.166 ± 0.0119	0.169 ± 0.034	0.0183	102	0.15
Terbutryn	µg/l	0.367 ± 0.0171	0.373 ± 0.124	0.0367	102	0.17

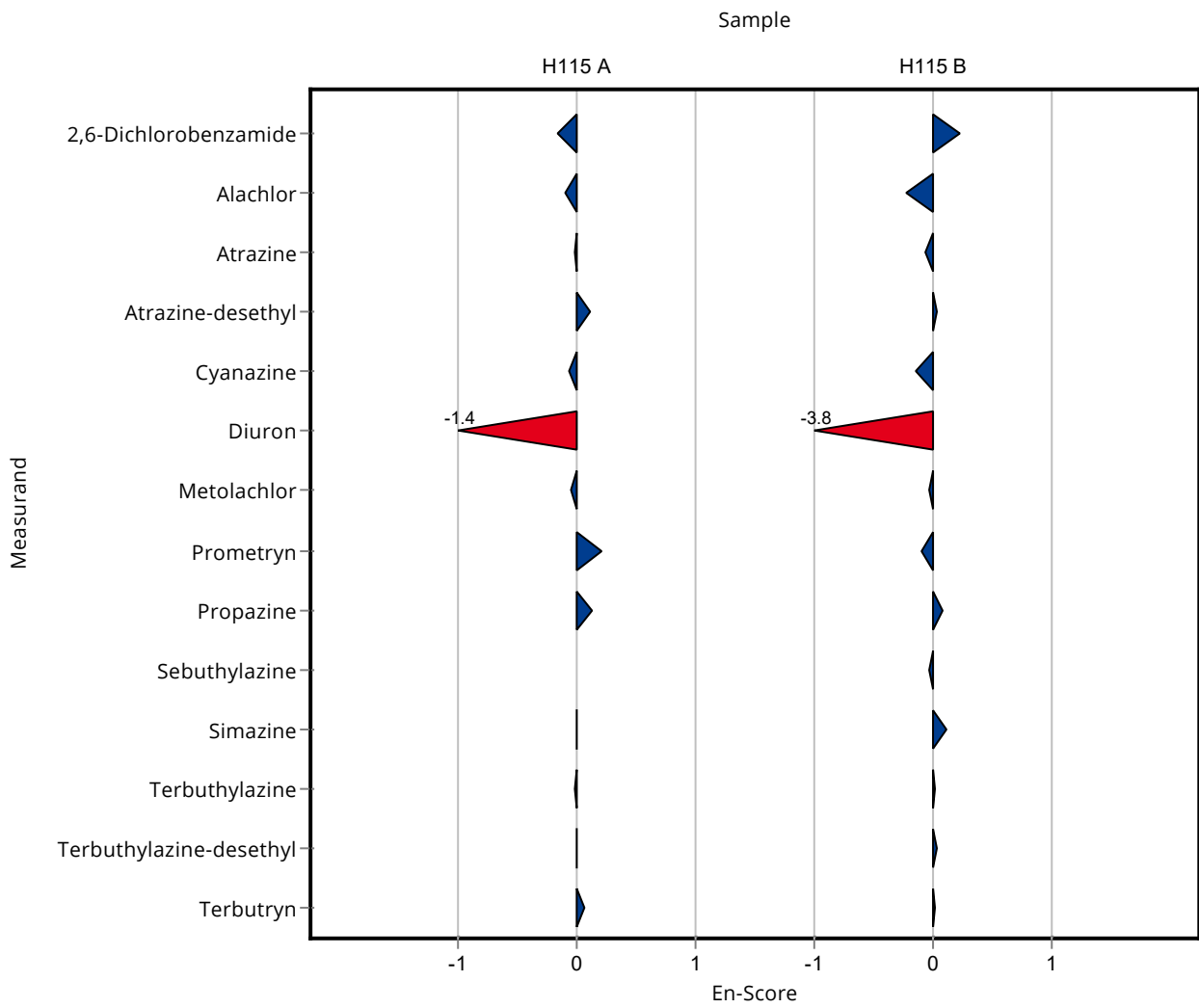


Sample: H115A

Parameter	Unit	Assigned value ± U (k=2)	Result ± U	Criterion	Recovery [%]	En-Score
2,6-Dichlorobenzamide	µg/l	0.782 ± 0.0372	0.726 ± 0.166	0.117	92.8	-0.17
Alachlor	µg/l	0.424 ± 0.0275	0.41 ± 0.07	0.0508	96.8	-0.10
Atrazine	µg/l	0.376 ± 0.014	0.373 ± 0.058	0.0414	99.2	-0.03
Atrazine-desethyl	µg/l	0.863 ± 0.0646	0.928 ± 0.288	0.104	107	0.11
Atrazine-desethyl-desisopropyl	µg/l	0.474 ± 0.0623	- ± -	0.147	-	-
Atrazine-desisopropyl	µg/l	0.763 ± 0.0459	- ± -	0.107	-	-
Bromacil	µg/l	0.36 ± 0.0134	- ± -	0.0504	-	-
Chloridazon	µg/l	0.136 ± 0.0124	- ± -	0.0176	-	-
Chloridazon-desphenyl	µg/l	0.23 ± 0.0231	- ± -	0.0253	-	-
Chloridazon-methyl-desphenyl	µg/l	0.75 ± 0.0255	- ± -	0.0975	-	-
Clopyralid	µg/l	0.263 ± 0.0205	- ± -	0.0656	-	-
Cyanazine	µg/l	0.306 ± 0.0189	0.292 ± 0.093	0.0428	95.6	-0.07
Dimethenamide	µg/l	0.481 ± 0.0447	- ± -	0.0481	-	-
Diuron	µg/l	0.647 ± 0.0498	0.404 ± 0.081	0.0841	62.5	-1.43
Metolachlor	µg/l	0.496 ± 0.0154	0.488 ± 0.072	0.0743	98.5	-0.05
N,N-Dimethylsulfamide (DMS)	µg/l	0.19 ± 0.0158	- ± -	0.0285	-	-
Nicosulfurone	µg/l	0.305 ± 0.0313	- ± -	0.0764	-	-
Prometryn	µg/l	0.593 ± 0.0599	0.66 ± 0.165	0.0948	111	0.20
Propazine	µg/l	0.346 ± 0.0138	0.371 ± 0.105	0.045	107	0.12
Sebuthylazine	µg/l	- ± -	<0.05 (LOQ) ± -	-	-	-
Simazine	µg/l	0.167 ± 0.00807	0.166 ± 0.071	0.0184	99.5	-0.01
Terbuthylazine	µg/l	0.177 ± 0.00605	0.174 ± 0.053	0.0194	98.5	-0.03
Terbuthylazine-desethyl	µg/l	0.402 ± 0.0151	0.403 ± 0.081	0.0442	100	0.00
Terbutryn	µg/l	0.342 ± 0.0185	0.358 ± 0.119	0.0342	105	0.07

Sample: H115B

Parameter	Unit	Assigned value ± U (k=2)	Result ± U	Criterion	Recovery [%]	En-Score
2,6-Dichlorobenzamide	µg/l	0.38 ± 0.0147	0.423 ± 0.096	0.057	111	0.22
Alachlor	µg/l	0.82 ± 0.0367	0.76 ± 0.129	0.0984	92.7	-0.23
Atrazine	µg/l	0.703 ± 0.0253	0.69 ± 0.104	0.0773	98.2	-0.06
Atrazine-desethyl	µg/l	0.34 ± 0.0137	0.348 ± 0.108	0.0409	102	0.03
Atrazine-desethyl-desisopropyl	µg/l	0.637 ± 0.16	- ± -	0.197	-	-
Atrazine-desisopropyl	µg/l	0.388 ± 0.0166	- ± -	0.0543	-	-
Bromacil	µg/l	0.37 ± 0.0168	- ± -	0.0518	-	-
Chloridazon	µg/l	0.323 ± 0.0189	- ± -	0.042	-	-
Chloridazon-desphenyl	µg/l	0.392 ± 0.0215	- ± -	0.0432	-	-
Chloridazon-methyl-desphenyl	µg/l	0.805 ± 0.0343	- ± -	0.105	-	-
Clopyralid	µg/l	0.706 ± 0.0561	- ± -	0.176	-	-
Cyanazine	µg/l	0.623 ± 0.045	0.572 ± 0.183	0.0873	91.8	-0.14
Dimethenamide	µg/l	0.201 ± 0.00949	- ± -	0.0201	-	-
Diuron	µg/l	0.195 ± 0.00956	0.074 ± 0.015	0.0253	38	-3.83
Metolachlor	µg/l	0.151 ± 0.00462	0.15 ± 0.022	0.0227	99.3	-0.02
N,N-Dimethylsulfamide (DMS)	µg/l	0.382 ± 0.0292	- ± -	0.0573	-	-
Nicosulfurone	µg/l	0.694 ± 0.0492	- ± -	0.173	-	-
Prometryn	µg/l	0.34 ± 0.00812	0.324 ± 0.081	0.0442	95.2	-0.10
Propazine	µg/l	0.723 ± 0.0266	0.76 ± 0.216	0.094	105	0.09
Sebuthylazine	µg/l	0.691 ± 0.0428	0.682 ± 0.15	0.0643	98.7	-0.03
Simazine	µg/l	0.163 ± 0.0114	0.18 ± 0.077	0.0179	111	0.11
Terbuthylazine	µg/l	0.387 ± 0.0188	0.39 ± 0.119	0.0425	101	0.01
Terbuthylazine-desethyl	µg/l	0.166 ± 0.0119	0.169 ± 0.034	0.0183	102	0.04
Terbutryn	µg/l	0.367 ± 0.0171	0.373 ± 0.124	0.0367	102	0.03



Sample: H115A

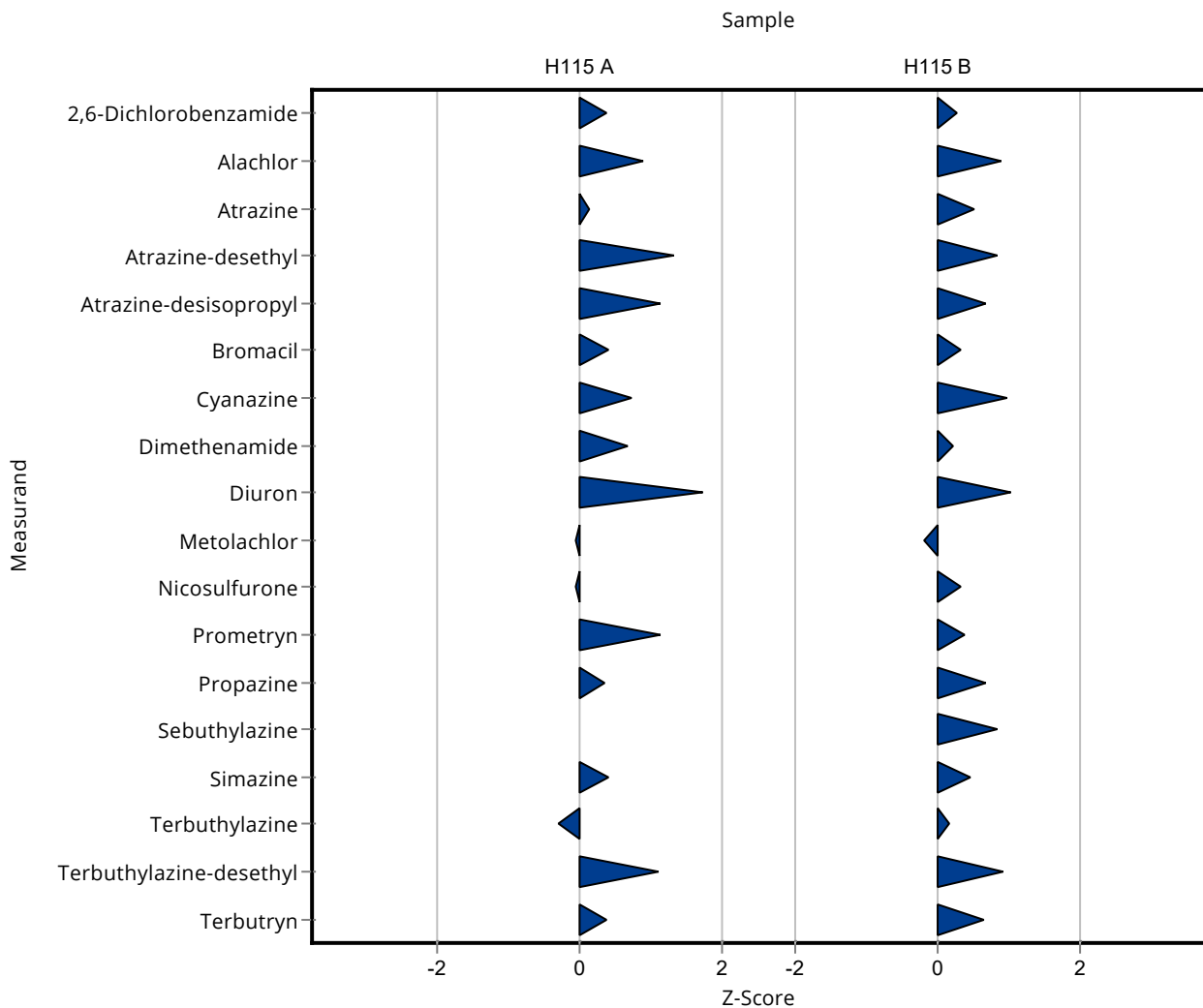
Parameter	Unit	Assigned value ± U (k=2)	Result ± U	Criterion	Recovery [%]	z-Score
2,6-Dichlorobenzamide	µg/l	0.782 ± 0.0372	0.825 ± 0.17	0.117	105	0.36
Alachlor	µg/l	0.424 ± 0.0275	0.468 ± 0.094	0.0508	110	0.87
Atrazine	µg/l	0.376 ± 0.014	0.382 ± 0.057	0.0414	102	0.14
Atrazine-desethyl	µg/l	0.863 ± 0.0646	1 ± 0.15	0.104	116	1.32
Atrazine-desethyl-desisopropyl	µg/l	0.474 ± 0.0623	- ± -	0.147	-	-
Atrazine-desisopropyl	µg/l	0.763 ± 0.0459	0.882 ± 0.13	0.107	116	1.11
Bromacil	µg/l	0.36 ± 0.0134	0.38 ± 0.076	0.0504	106	0.40
Chloridazon	µg/l	0.136 ± 0.0124	- ± -	0.0176	-	-
Chloridazon-desphenyl	µg/l	0.23 ± 0.0231	- ± -	0.0253	-	-
Chloridazon-methyl-desphenyl	µg/l	0.75 ± 0.0255	- ± -	0.0975	-	-
Clopyralid	µg/l	0.263 ± 0.0205	- ± -	0.0656	-	-
Cyanazine	µg/l	0.306 ± 0.0189	0.336 ± 0.067	0.0428	110	0.71
Dimethenamide	µg/l	0.481 ± 0.0447	0.514 ± 0.1	0.0481	107	0.68
Diuron	µg/l	0.647 ± 0.0498	0.792 ± 0.12	0.0841	122	1.73
Metolachlor	µg/l	0.496 ± 0.0154	0.491 ± 0.074	0.0743	99.1	-0.06
N,N-Dimethylsulfamide (DMS)	µg/l	0.19 ± 0.0158	- ± -	0.0285	-	-
Nicosulfurone	µg/l	0.305 ± 0.0313	0.301 ± 0.06	0.0764	98.5	-0.06
Prometryn	µg/l	0.593 ± 0.0599	0.699 ± 0.14	0.0948	118	1.12
Propazine	µg/l	0.346 ± 0.0138	0.362 ± 0.072	0.045	105	0.36
Sebuthylazine	µg/l	- ± -	<0.05 (LOQ) ± -	-	-	-
Simazine	µg/l	0.167 ± 0.00807	0.174 ± 0.035	0.0184	104	0.39
Terbuthylazine	µg/l	0.177 ± 0.00605	0.171 ± 0.034	0.0194	96.8	-0.29

Parameter	Unit	Assigned value ± U (k=2)	Result ± U	Criterion	Recovery [%]	z-Score
Terbutylazine-desethyl	µg/l	0.402 ± 0.0151	0.451 ± 0.09	0.0442	112	1.10
Terbutryn	µg/l	0.342 ± 0.0185	0.354 ± 0.071	0.0342	104	0.36

Sample:H115B

Parameter	Unit	Assigned value ± U (k=2)	Result ± U	Criterion	Recovery [%]	z-Score
2,6-Dichlorobenzamide	µg/l	0.38 ± 0.0147	0.396 ± 0.079	0.057	104	0.28
Alachlor	µg/l	0.82 ± 0.0367	0.907 ± 0.18	0.0984	111	0.89
Atrazine	µg/l	0.703 ± 0.0253	0.743 ± 0.11	0.0773	106	0.52
Atrazine-desethyl	µg/l	0.34 ± 0.0137	0.375 ± 0.056	0.0409	110	0.85
Atrazine-desethyl-desisopropyl	µg/l	0.637 ± 0.16	- ± -	0.197	-	-
Atrazine-desisopropyl	µg/l	0.388 ± 0.0166	0.425 ± 0.064	0.0543	110	0.68
Bromacil	µg/l	0.37 ± 0.0168	0.387 ± 0.077	0.0518	105	0.33
Chloridazon	µg/l	0.323 ± 0.0189	- ± -	0.042	-	-
Chloridazon-desphenyl	µg/l	0.392 ± 0.0215	- ± -	0.0432	-	-
Chloridazon-methyl-desphenyl	µg/l	0.805 ± 0.0343	- ± -	0.105	-	-
Clopyralid	µg/l	0.706 ± 0.0561	- ± -	0.176	-	-
Cyanazine	µg/l	0.623 ± 0.045	0.708 ± 0.14	0.0873	114	0.97
Dimethenamide	µg/l	0.201 ± 0.00949	0.205 ± 0.041	0.0201	102	0.21
Diuron	µg/l	0.195 ± 0.00956	0.221 ± 0.033	0.0253	114	1.04
Metolachlor	µg/l	0.151 ± 0.00462	0.147 ± 0.022	0.0227	97.3	-0.18
N,N-Dimethylsulfamide (DMS)	µg/l	0.382 ± 0.0292	- ± -	0.0573	-	-
Nicosulfurone	µg/l	0.694 ± 0.0492	0.751 ± 0.15	0.173	108	0.33
Prometryn	µg/l	0.34 ± 0.00812	0.357 ± 0.071	0.0442	105	0.38

Parameter	Unit	Assigned value ± U (k=2)	Result ± U	Criterion	Recovery [%]	z-Score
Propazine	µg/l	0.723 ± 0.0266	0.786 ± 0.16	0.094	109	0.67
Sebuthylazine	µg/l	0.691 ± 0.0428	0.745 ± 0.15	0.0643	108	0.84
Simazine	µg/l	0.163 ± 0.0114	0.171 ± 0.034	0.0179	105	0.47
Terbuthylazine	µg/l	0.387 ± 0.0188	0.394 ± 0.079	0.0425	102	0.17
Terbuthylazine-desethyl	µg/l	0.166 ± 0.0119	0.183 ± 0.037	0.0183	110	0.92
Terbutryn	µg/l	0.367 ± 0.0171	0.391 ± 0.078	0.0367	107	0.67

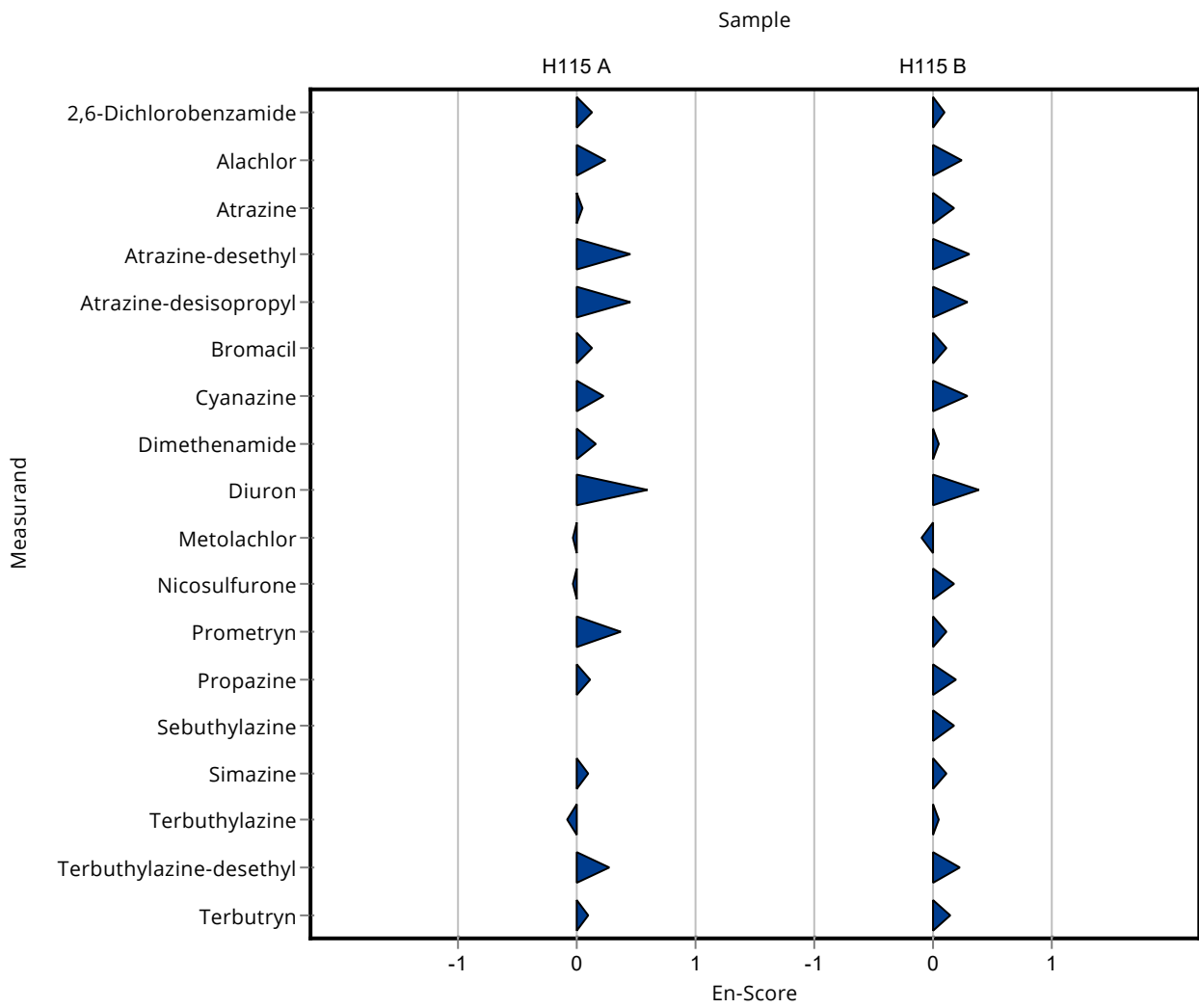


Sample: H115A

Parameter	Unit	Assigned value ± U (k=2)	Result ± U	Criterion	Recovery [%]	En-Score
2,6-Dichlorobenzamide	µg/l	0.782 ± 0.0372	0.825 ± 0.17	0.117	105	0.12
Alachlor	µg/l	0.424 ± 0.0275	0.468 ± 0.094	0.0508	110	0.23
Atrazine	µg/l	0.376 ± 0.014	0.382 ± 0.057	0.0414	102	0.05
Atrazine-desethyl	µg/l	0.863 ± 0.0646	1 ± 0.15	0.104	116	0.45
Atrazine-desethyl-desisopropyl	µg/l	0.474 ± 0.0623	- ± -	0.147	-	-
Atrazine-desisopropyl	µg/l	0.763 ± 0.0459	0.882 ± 0.13	0.107	116	0.45
Bromacil	µg/l	0.36 ± 0.0134	0.38 ± 0.076	0.0504	106	0.13
Chloridazon	µg/l	0.136 ± 0.0124	- ± -	0.0176	-	-
Chloridazon-desphenyl	µg/l	0.23 ± 0.0231	- ± -	0.0253	-	-
Chloridazon-methyl-desphenyl	µg/l	0.75 ± 0.0255	- ± -	0.0975	-	-
Clopyralid	µg/l	0.263 ± 0.0205	- ± -	0.0656	-	-
Cyanazine	µg/l	0.306 ± 0.0189	0.336 ± 0.067	0.0428	110	0.22
Dimethenamide	µg/l	0.481 ± 0.0447	0.514 ± 0.1	0.0481	107	0.16
Diuron	µg/l	0.647 ± 0.0498	0.792 ± 0.12	0.0841	122	0.59
Metolachlor	µg/l	0.496 ± 0.0154	0.491 ± 0.074	0.0743	99.1	-0.03
N,N-Dimethylsulfamide (DMS)	µg/l	0.19 ± 0.0158	- ± -	0.0285	-	-
Nicosulfurone	µg/l	0.305 ± 0.0313	0.301 ± 0.06	0.0764	98.5	-0.04
Prometryn	µg/l	0.593 ± 0.0599	0.699 ± 0.14	0.0948	118	0.37
Propazine	µg/l	0.346 ± 0.0138	0.362 ± 0.072	0.045	105	0.11
Sebuthylazine	µg/l	- ± -	<0.05 (LOQ) ± -	-	-	-
Simazine	µg/l	0.167 ± 0.00807	0.174 ± 0.035	0.0184	104	0.10
Terbuthylazine	µg/l	0.177 ± 0.00605	0.171 ± 0.034	0.0194	96.8	-0.08
Terbuthylazine-desethyl	µg/l	0.402 ± 0.0151	0.451 ± 0.09	0.0442	112	0.27
Terbutryn	µg/l	0.342 ± 0.0185	0.354 ± 0.071	0.0342	104	0.09

Sample: H115B

Parameter	Unit	Assigned value ± U (k=2)	Result ± U	Criterion	Recovery [%]	En-Score
2,6-Dichlorobenzamide	µg/l	0.38 ± 0.0147	0.396 ± 0.079	0.057	104	0.10
Alachlor	µg/l	0.82 ± 0.0367	0.907 ± 0.18	0.0984	111	0.24
Atrazine	µg/l	0.703 ± 0.0253	0.743 ± 0.11	0.0773	106	0.18
Atrazine-desethyl	µg/l	0.34 ± 0.0137	0.375 ± 0.056	0.0409	110	0.31
Atrazine-desethyl-desisopropyl	µg/l	0.637 ± 0.16	- ± -	0.197	-	-
Atrazine-desisopropyl	µg/l	0.388 ± 0.0166	0.425 ± 0.064	0.0543	110	0.29
Bromacil	µg/l	0.37 ± 0.0168	0.387 ± 0.077	0.0518	105	0.11
Chloridazon	µg/l	0.323 ± 0.0189	- ± -	0.042	-	-
Chloridazon-desphenyl	µg/l	0.392 ± 0.0215	- ± -	0.0432	-	-
Chloridazon-methyl-desphenyl	µg/l	0.805 ± 0.0343	- ± -	0.105	-	-
Clopyralid	µg/l	0.706 ± 0.0561	- ± -	0.176	-	-
Cyanazine	µg/l	0.623 ± 0.045	0.708 ± 0.14	0.0873	114	0.30
Dimethenamide	µg/l	0.201 ± 0.00949	0.205 ± 0.041	0.0201	102	0.05
Diuron	µg/l	0.195 ± 0.00956	0.221 ± 0.033	0.0253	114	0.39
Metolachlor	µg/l	0.151 ± 0.00462	0.147 ± 0.022	0.0227	97.3	-0.09
N,N-Dimethylsulfamide (DMS)	µg/l	0.382 ± 0.0292	- ± -	0.0573	-	-
Nicosulfurone	µg/l	0.694 ± 0.0492	0.751 ± 0.15	0.173	108	0.19
Prometryn	µg/l	0.34 ± 0.00812	0.357 ± 0.071	0.0442	105	0.12
Propazine	µg/l	0.723 ± 0.0266	0.786 ± 0.16	0.094	109	0.20
Sebuthylazine	µg/l	0.691 ± 0.0428	0.745 ± 0.15	0.0643	108	0.18
Simazine	µg/l	0.163 ± 0.0114	0.171 ± 0.034	0.0179	105	0.12
Terbuthylazine	µg/l	0.387 ± 0.0188	0.394 ± 0.079	0.0425	102	0.05
Terbuthylazine-desethyl	µg/l	0.166 ± 0.0119	0.183 ± 0.037	0.0183	110	0.22
Terbutryn	µg/l	0.367 ± 0.0171	0.391 ± 0.078	0.0367	107	0.16



Sample: H115A

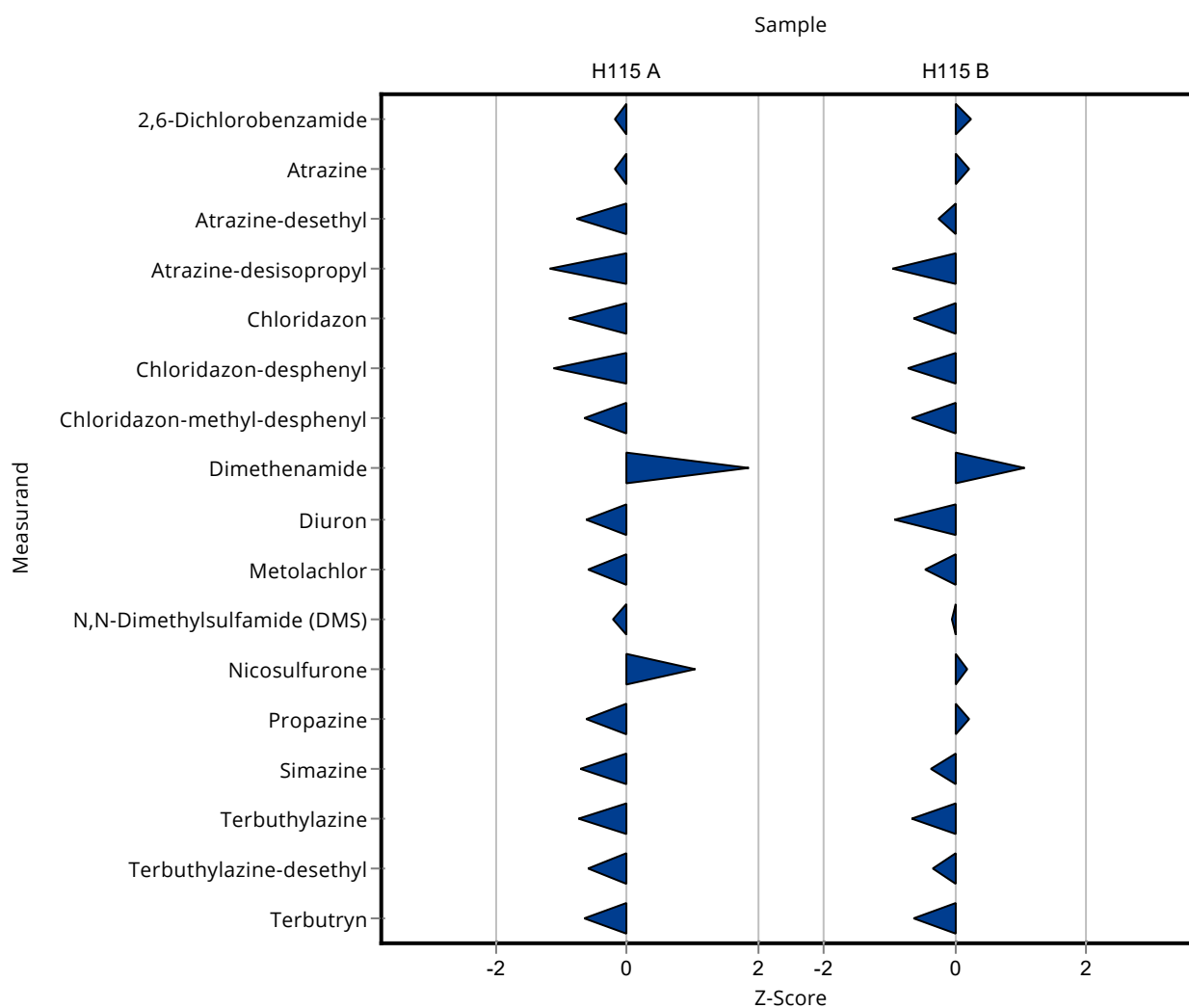
Parameter	Unit	Assigned value ± U (k=2)	Result ± U	Criterion	Recovery [%]	z-Score
2,6-Dichlorobenzamide	µg/l	0.782 ± 0.0372	0.759 ± 0.152	0.117	97	-0.20
Alachlor	µg/l	0.424 ± 0.0275	- ± -	0.0508	-	-
Atrazine	µg/l	0.376 ± 0.014	0.369 ± 0.074	0.0414	98.1	-0.17
Atrazine-desethyl	µg/l	0.863 ± 0.0646	0.782 ± 0.195	0.104	90.6	-0.79
Atrazine-desethyl-desisopropyl	µg/l	0.474 ± 0.0623	- ± -	0.147	-	-
Atrazine-desisopropyl	µg/l	0.763 ± 0.0459	0.638 ± 0.128	0.107	83.6	-1.17
Bromacil	µg/l	0.36 ± 0.0134	- ± -	0.0504	-	-
Chloridazon	µg/l	0.136 ± 0.0124	0.12 ± 0.024	0.0176	88.4	-0.89
Chloridazon-desphenyl	µg/l	0.23 ± 0.0231	0.202 ± 0.051	0.0253	87.7	-1.12
Chloridazon-methyl-desphenyl	µg/l	0.75 ± 0.0255	0.685 ± 0.137	0.0975	91.4	-0.66
Clopyralid	µg/l	0.263 ± 0.0205	- ± -	0.0656	-	-
Cyanazine	µg/l	0.306 ± 0.0189	- ± -	0.0428	-	-
Dimethenamide	µg/l	0.481 ± 0.0447	0.57 ± 0.171	0.0481	118	1.84
Diuron	µg/l	0.647 ± 0.0498	0.594 ± 0.119	0.0841	91.8	-0.63
Metolachlor	µg/l	0.496 ± 0.0154	0.452 ± 0.09	0.0743	91.2	-0.59
N,N-Dimethylsulfamide (DMS)	µg/l	0.19 ± 0.0158	0.184 ± 0.046	0.0285	96.7	-0.22
Nicosulfurone	µg/l	0.305 ± 0.0313	0.384 ± 0.077	0.0764	126	1.03
Prometryn	µg/l	0.593 ± 0.0599	- ± -	0.0948	-	-
Propazine	µg/l	0.346 ± 0.0138	0.318 ± 0.064	0.045	91.9	-0.62
Sebuthylazine	µg/l	- ± -	- ± -	-	-	-
Simazine	µg/l	0.167 ± 0.00807	0.154 ± 0.031	0.0184	92.3	-0.70
Terbuthylazine	µg/l	0.177 ± 0.00605	0.162 ± 0.032	0.0194	91.7	-0.76

Parameter	Unit	Assigned value ± U (k=2)	Result ± U	Criterion	Recovery [%]	z-Score
Terbutylazine-desethyl	µg/l	0.402 ± 0.0151	0.376 ± 0.075	0.0442	93.5	-0.59
Terbutryn	µg/l	0.342 ± 0.0185	0.319 ± 0.064	0.0342	93.4	-0.66

Sample:H115B

Parameter	Unit	Assigned value ± U (k=2)	Result ± U	Criterion	Recovery [%]	z-Score
2,6-Dichlorobenzamide	µg/l	0.38 ± 0.0147	0.395 ± 0.079	0.057	104	0.26
Alachlor	µg/l	0.82 ± 0.0367	- ± -	0.0984	-	-
Atrazine	µg/l	0.703 ± 0.0253	0.72 ± 0.144	0.0773	102	0.22
Atrazine-desethyl	µg/l	0.34 ± 0.0137	0.33 ± 0.082	0.0409	96.9	-0.26
Atrazine-desethyl-desisopropyl	µg/l	0.637 ± 0.16	- ± -	0.197	-	-
Atrazine-desisopropyl	µg/l	0.388 ± 0.0166	0.337 ± 0.067	0.0543	86.8	-0.94
Bromacil	µg/l	0.37 ± 0.0168	- ± -	0.0518	-	-
Chloridazon	µg/l	0.323 ± 0.0189	0.296 ± 0.059	0.042	91.7	-0.64
Chloridazon-desphenyl	µg/l	0.392 ± 0.0215	0.361 ± 0.09	0.0432	92	-0.73
Chloridazon-methyl-desphenyl	µg/l	0.805 ± 0.0343	0.735 ± 0.147	0.105	91.3	-0.67
Clopyralid	µg/l	0.706 ± 0.0561	- ± -	0.176	-	-
Cyanazine	µg/l	0.623 ± 0.045	- ± -	0.0873	-	-
Dimethenamide	µg/l	0.201 ± 0.00949	0.222 ± 0.067	0.0201	111	1.06
Diuron	µg/l	0.195 ± 0.00956	0.171 ± 0.034	0.0253	87.8	-0.94
Metolachlor	µg/l	0.151 ± 0.00462	0.141 ± 0.028	0.0227	93.4	-0.44
N,N-Dimethylsulfamide (DMS)	µg/l	0.382 ± 0.0292	0.38 ± 0.095	0.0573	99.4	-0.04
Nicosulfurone	µg/l	0.694 ± 0.0492	0.724 ± 0.145	0.173	104	0.17
Prometryn	µg/l	0.34 ± 0.00812	- ± -	0.0442	-	-

Parameter	Unit	Assigned value ± U (k=2)	Result ± U	Criterion	Recovery [%]	z-Score
Propazine	µg/l	0.723 ± 0.0266	0.743 ± 0.149	0.094	103	0.21
Sebuthylazine	µg/l	0.691 ± 0.0428	- ± -	0.0643	-	-
Simazine	µg/l	0.163 ± 0.0114	0.156 ± 0.031	0.0179	95.9	-0.37
Terbuthylazine	µg/l	0.387 ± 0.0188	0.359 ± 0.072	0.0425	92.8	-0.65
Terbuthylazine-desethyl	µg/l	0.166 ± 0.0119	0.16 ± 0.032	0.0183	96.3	-0.34
Terbutryn	µg/l	0.367 ± 0.0171	0.343 ± 0.069	0.0367	93.6	-0.64

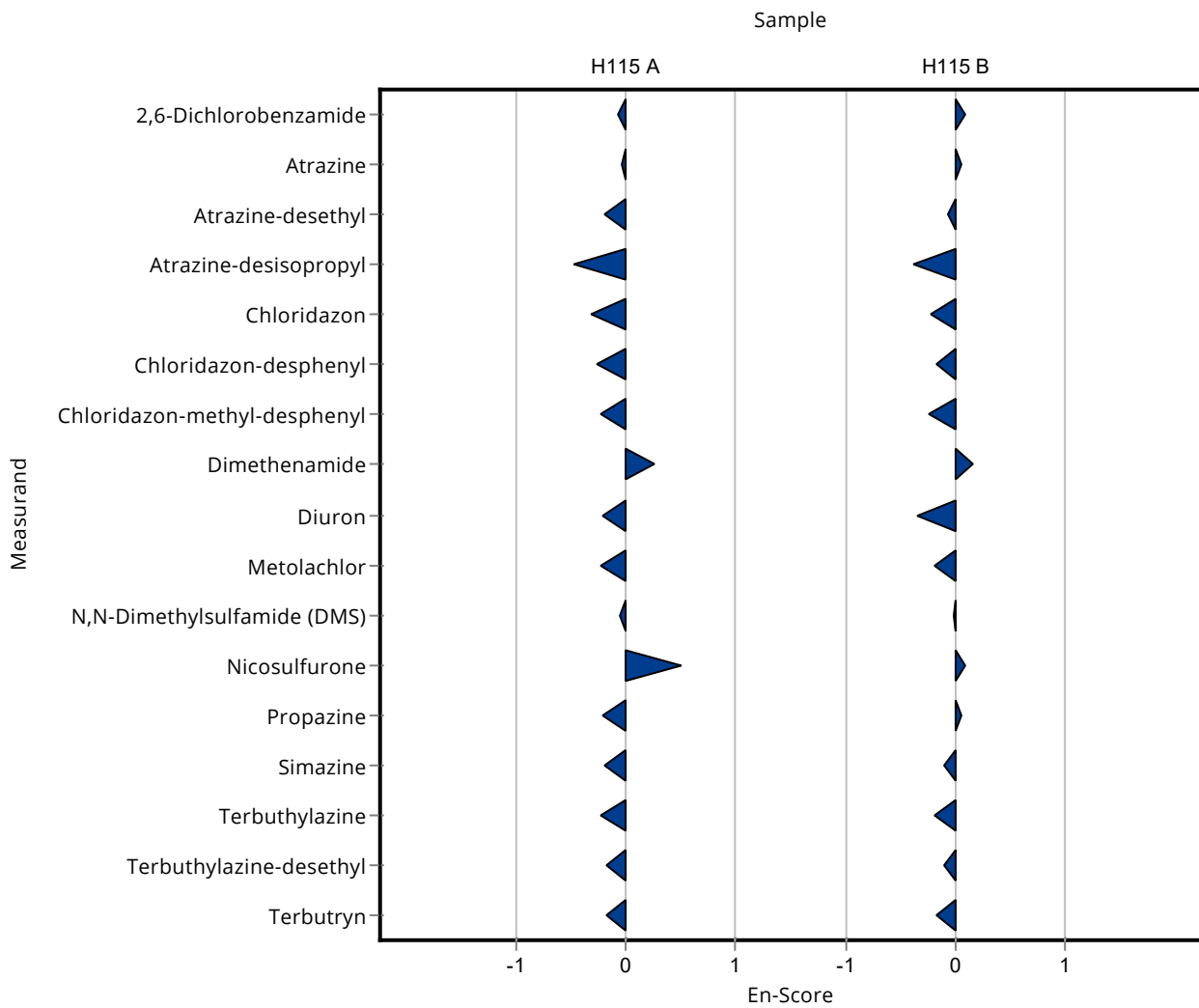


Sample: H115A

Parameter	Unit	Assigned value ± U (k=2)	Result ± U	Criterion	Recovery [%]	En-Score
2,6-Dichlorobenzamide	µg/l	0.782 ± 0.0372	0.759 ± 0.152	0.117	97	-0.08
Alachlor	µg/l	0.424 ± 0.0275	- ± -	0.0508	-	-
Atrazine	µg/l	0.376 ± 0.014	0.369 ± 0.074	0.0414	98.1	-0.05
Atrazine-desethyl	µg/l	0.863 ± 0.0646	0.782 ± 0.195	0.104	90.6	-0.21
Atrazine-desethyl-desisopropyl	µg/l	0.474 ± 0.0623	- ± -	0.147	-	-
Atrazine-desisopropyl	µg/l	0.763 ± 0.0459	0.638 ± 0.128	0.107	83.6	-0.48
Bromacil	µg/l	0.36 ± 0.0134	- ± -	0.0504	-	-
Chloridazon	µg/l	0.136 ± 0.0124	0.12 ± 0.024	0.0176	88.4	-0.32
Chloridazon-desphenyl	µg/l	0.23 ± 0.0231	0.202 ± 0.051	0.0253	87.7	-0.27
Chloridazon-methyl-desphenyl	µg/l	0.75 ± 0.0255	0.685 ± 0.137	0.0975	91.4	-0.23
Clopyralid	µg/l	0.263 ± 0.0205	- ± -	0.0656	-	-
Cyanazine	µg/l	0.306 ± 0.0189	- ± -	0.0428	-	-
Dimethenamide	µg/l	0.481 ± 0.0447	0.57 ± 0.171	0.0481	118	0.26
Diuron	µg/l	0.647 ± 0.0498	0.594 ± 0.119	0.0841	91.8	-0.22
Metolachlor	µg/l	0.496 ± 0.0154	0.452 ± 0.09	0.0743	91.2	-0.24
N,N-Dimethylsulfamide (DMS)	µg/l	0.19 ± 0.0158	0.184 ± 0.046	0.0285	96.7	-0.07
Nicosulfurone	µg/l	0.305 ± 0.0313	0.384 ± 0.077	0.0764	126	0.50
Prometryn	µg/l	0.593 ± 0.0599	- ± -	0.0948	-	-
Propazine	µg/l	0.346 ± 0.0138	0.318 ± 0.064	0.045	91.9	-0.22
Sebuthylazine	µg/l	- ± -	- ± -	-	-	-
Simazine	µg/l	0.167 ± 0.00807	0.154 ± 0.031	0.0184	92.3	-0.21
Terbuthylazine	µg/l	0.177 ± 0.00605	0.162 ± 0.032	0.0194	91.7	-0.23
Terbuthylazine-desethyl	µg/l	0.402 ± 0.0151	0.376 ± 0.075	0.0442	93.5	-0.17
Terbutryn	µg/l	0.342 ± 0.0185	0.319 ± 0.064	0.0342	93.4	-0.18

Sample: H115B

Parameter	Unit	Assigned value ± U (k=2)	Result ± U	Criterion	Recovery [%]	En-Score
2,6-Dichlorobenzamide	µg/l	0.38 ± 0.0147	0.395 ± 0.079	0.057	104	0.09
Alachlor	µg/l	0.82 ± 0.0367	- ± -	0.0984	-	-
Atrazine	µg/l	0.703 ± 0.0253	0.72 ± 0.144	0.0773	102	0.06
Atrazine-desethyl	µg/l	0.34 ± 0.0137	0.33 ± 0.082	0.0409	96.9	-0.06
Atrazine-desethyl-desisopropyl	µg/l	0.637 ± 0.16	- ± -	0.197	-	-
Atrazine-desisopropyl	µg/l	0.388 ± 0.0166	0.337 ± 0.067	0.0543	86.8	-0.38
Bromacil	µg/l	0.37 ± 0.0168	- ± -	0.0518	-	-
Chloridazon	µg/l	0.323 ± 0.0189	0.296 ± 0.059	0.042	91.7	-0.22
Chloridazon-desphenyl	µg/l	0.392 ± 0.0215	0.361 ± 0.09	0.0432	92	-0.17
Chloridazon-methyl-desphenyl	µg/l	0.805 ± 0.0343	0.735 ± 0.147	0.105	91.3	-0.24
Clopyralid	µg/l	0.706 ± 0.0561	- ± -	0.176	-	-
Cyanazine	µg/l	0.623 ± 0.045	- ± -	0.0873	-	-
Dimethenamide	µg/l	0.201 ± 0.00949	0.222 ± 0.067	0.0201	111	0.16
Diuron	µg/l	0.195 ± 0.00956	0.171 ± 0.034	0.0253	87.8	-0.34
Metolachlor	µg/l	0.151 ± 0.00462	0.141 ± 0.028	0.0227	93.4	-0.18
N,N-Dimethylsulfamide (DMS)	µg/l	0.382 ± 0.0292	0.38 ± 0.095	0.0573	99.4	-0.01
Nicosulfurone	µg/l	0.694 ± 0.0492	0.724 ± 0.145	0.173	104	0.10
Prometryn	µg/l	0.34 ± 0.00812	- ± -	0.0442	-	-
Propazine	µg/l	0.723 ± 0.0266	0.743 ± 0.149	0.094	103	0.07
Sebuthylazine	µg/l	0.691 ± 0.0428	- ± -	0.0643	-	-
Simazine	µg/l	0.163 ± 0.0114	0.156 ± 0.031	0.0179	95.9	-0.11
Terbuthylazine	µg/l	0.387 ± 0.0188	0.359 ± 0.072	0.0425	92.8	-0.19
Terbuthylazine-desethyl	µg/l	0.166 ± 0.0119	0.16 ± 0.032	0.0183	96.3	-0.10
Terbutryn	µg/l	0.367 ± 0.0171	0.343 ± 0.069	0.0367	93.6	-0.17



Sample: H115A

Parameter	Unit	Assigned value ± U (k=2)	Result ± U	Criterion	Recovery [%]	z-Score
2,6-Dichlorobenzamide	µg/l	0.782 ± 0.0372	0.73 ± 0.015	0.117	93.3	-0.45
Alachlor	µg/l	0.424 ± 0.0275	0.479 ± 0.013	0.0508	113	1.09
Atrazine	µg/l	0.376 ± 0.014	0.371 ± 0.005	0.0414	98.6	-0.13
Atrazine-desethyl	µg/l	0.863 ± 0.0646	0.802 ± 0.019	0.104	92.9	-0.59
Atrazine-desethyl-desisopropyl	µg/l	0.474 ± 0.0623	- ± -	0.147	-	-
Atrazine-desisopropyl	µg/l	0.763 ± 0.0459	0.833 ± 0.014	0.107	109	0.66
Bromacil	µg/l	0.36 ± 0.0134	0.361 ± 0.006	0.0504	100	0.02
Chloridazon	µg/l	0.136 ± 0.0124	0.128 ± 0.004	0.0176	94.3	-0.44
Chloridazon-desphenyl	µg/l	0.23 ± 0.0231	- ± -	0.0253	-	-
Chloridazon-methyl-desphenyl	µg/l	0.75 ± 0.0255	- ± -	0.0975	-	-
Clopyralid	µg/l	0.263 ± 0.0205	0.344 ± 0.025	0.0656	131	1.24
Cyanazine	µg/l	0.306 ± 0.0189	0.344 ± 0.007	0.0428	113	0.90
Dimethenamide	µg/l	0.481 ± 0.0447	0.442 ± 0.007	0.0481	91.8	-0.82
Diuron	µg/l	0.647 ± 0.0498	0.683 ± 0.006	0.0841	106	0.43
Metolachlor	µg/l	0.496 ± 0.0154	0.546 ± 0.032	0.0743	110	0.68
N,N-Dimethylsulfamide (DMS)	µg/l	0.19 ± 0.0158	- ± -	0.0285	-	-
Nicosulfurone	µg/l	0.305 ± 0.0313	- ± -	0.0764	-	-
Prometryn	µg/l	0.593 ± 0.0599	0.625 ± 0.013	0.0948	105	0.34
Propazine	µg/l	0.346 ± 0.0138	0.363 ± 0.005	0.045	105	0.38
Sebuthylazine	µg/l	- ± -	<0.025 (LOQ) ± -	-	-	-
Simazine	µg/l	0.167 ± 0.00807	0.165 ± 0.002	0.0184	98.9	-0.10
Terbuthylazine	µg/l	0.177 ± 0.00605	0.176 ± 0.005	0.0194	99.6	-0.04

Summary of results Pesticides H115

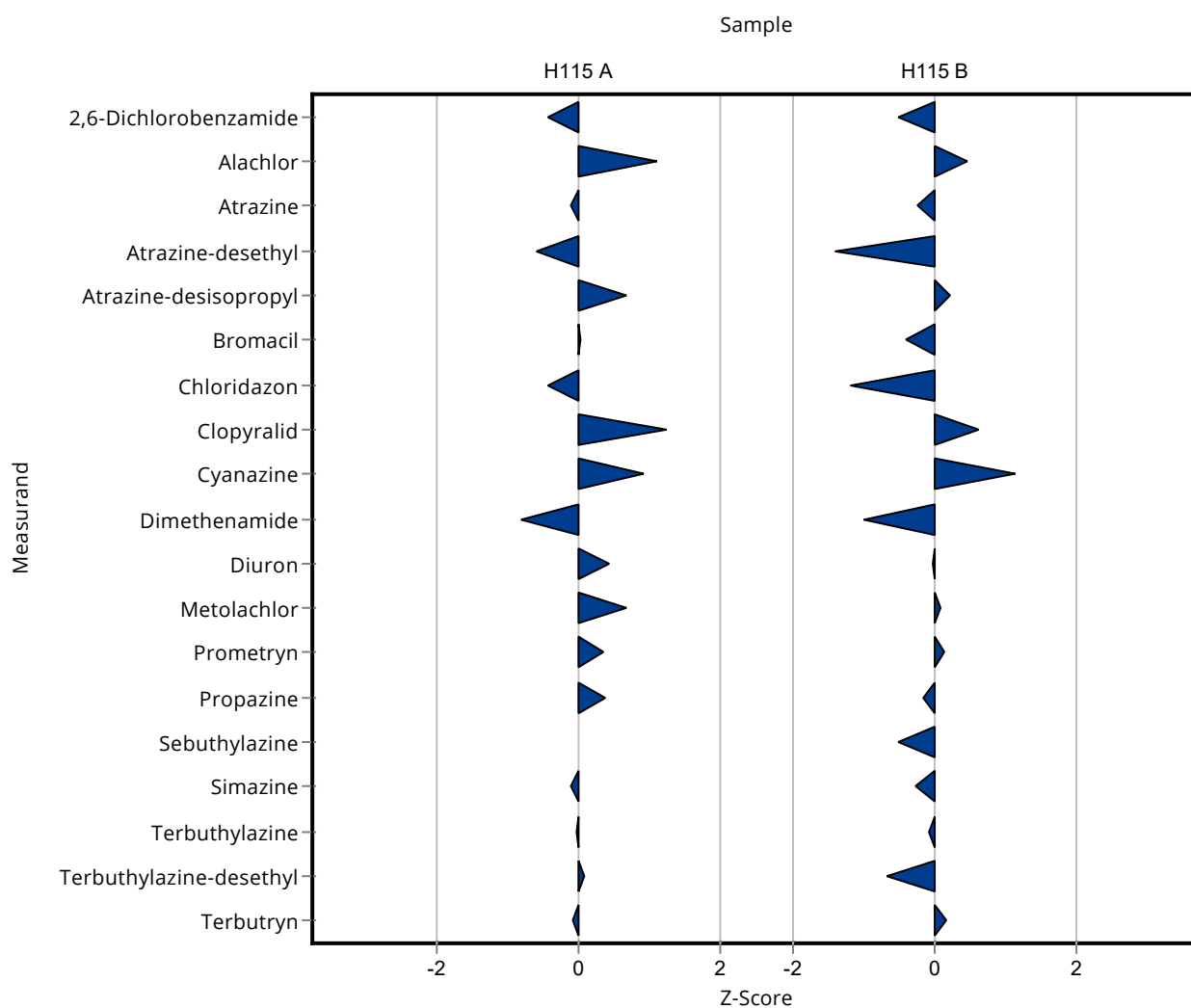
Labcode: LC0017

Parameter	Unit	Assigned value ± U (k=2)	Result ± U	Criterion	Recovery [%]	z-Score
Terbutylazine-desethyl	µg/l	0.402 ± 0.0151	0.406 ± 0.011	0.0442	101	0.09
Terbutryn	µg/l	0.342 ± 0.0185	0.339 ± 0.009	0.0342	99.2	-0.08

Sample:H115B

Parameter	Unit	Assigned value ± U (k=2)	Result ± U	Criterion	Recovery [%]	z-Score
2,6-Dichlorobenzamide	µg/l	0.38 ± 0.0147	0.351 ± 0.003	0.057	92.3	-0.51
Alachlor	µg/l	0.82 ± 0.0367	0.865 ± 0.008	0.0984	106	0.46
Atrazine	µg/l	0.703 ± 0.0253	0.685 ± 0.013	0.0773	97.4	-0.23
Atrazine-desethyl	µg/l	0.34 ± 0.0137	0.284 ± 0.004	0.0409	83.4	-1.38
Atrazine-desethyl-desisopropyl	µg/l	0.637 ± 0.16	- ± -	0.197	-	-
Atrazine-desisopropyl	µg/l	0.388 ± 0.0166	0.4 ± 0.003	0.0543	103	0.22
Bromacil	µg/l	0.37 ± 0.0168	0.349 ± 0.005	0.0518	94.3	-0.41
Chloridazon	µg/l	0.323 ± 0.0189	0.273 ± 0.007	0.042	84.6	-1.19
Chloridazon-desphenyl	µg/l	0.392 ± 0.0215	- ± -	0.0432	-	-
Chloridazon-methyl-desphenyl	µg/l	0.805 ± 0.0343	- ± -	0.105	-	-
Clopyralid	µg/l	0.706 ± 0.0561	0.818 ± 0.047	0.176	116	0.64
Cyanazine	µg/l	0.623 ± 0.045	0.723 ± 0.025	0.0873	116	1.14
Dimethenamide	µg/l	0.201 ± 0.00949	0.181 ± 0.003	0.0201	90.2	-0.98
Diuron	µg/l	0.195 ± 0.00956	0.194 ± 0.004	0.0253	99.7	-0.03
Metolachlor	µg/l	0.151 ± 0.00462	0.153 ± 0.004	0.0227	101	0.09
N,N-Dimethylsulfamide (DMS)	µg/l	0.382 ± 0.0292	- ± -	0.0573	-	-
Nicosulfurone	µg/l	0.694 ± 0.0492	- ± -	0.173	-	-
Prometryn	µg/l	0.34 ± 0.00812	0.346 ± 0.006	0.0442	102	0.13

Parameter	Unit	Assigned value ± U (k=2)	Result ± U	Criterion	Recovery [%]	z-Score
Propazine	µg/l	0.723 ± 0.0266	0.707 ± 0.01	0.094	97.8	-0.17
Sebuthylazine	µg/l	0.691 ± 0.0428	0.658 ± 0.02	0.0643	95.2	-0.52
Simazine	µg/l	0.163 ± 0.0114	0.158 ± 0.004	0.0179	97.2	-0.26
Terbuthylazine	µg/l	0.387 ± 0.0188	0.383 ± 0.001	0.0425	99	-0.09
Terbuthylazine-desethyl	µg/l	0.166 ± 0.0119	0.154 ± 0.002	0.0183	92.6	-0.67
Terbutryn	µg/l	0.367 ± 0.0171	0.373 ± 0.005	0.0367	102	0.17

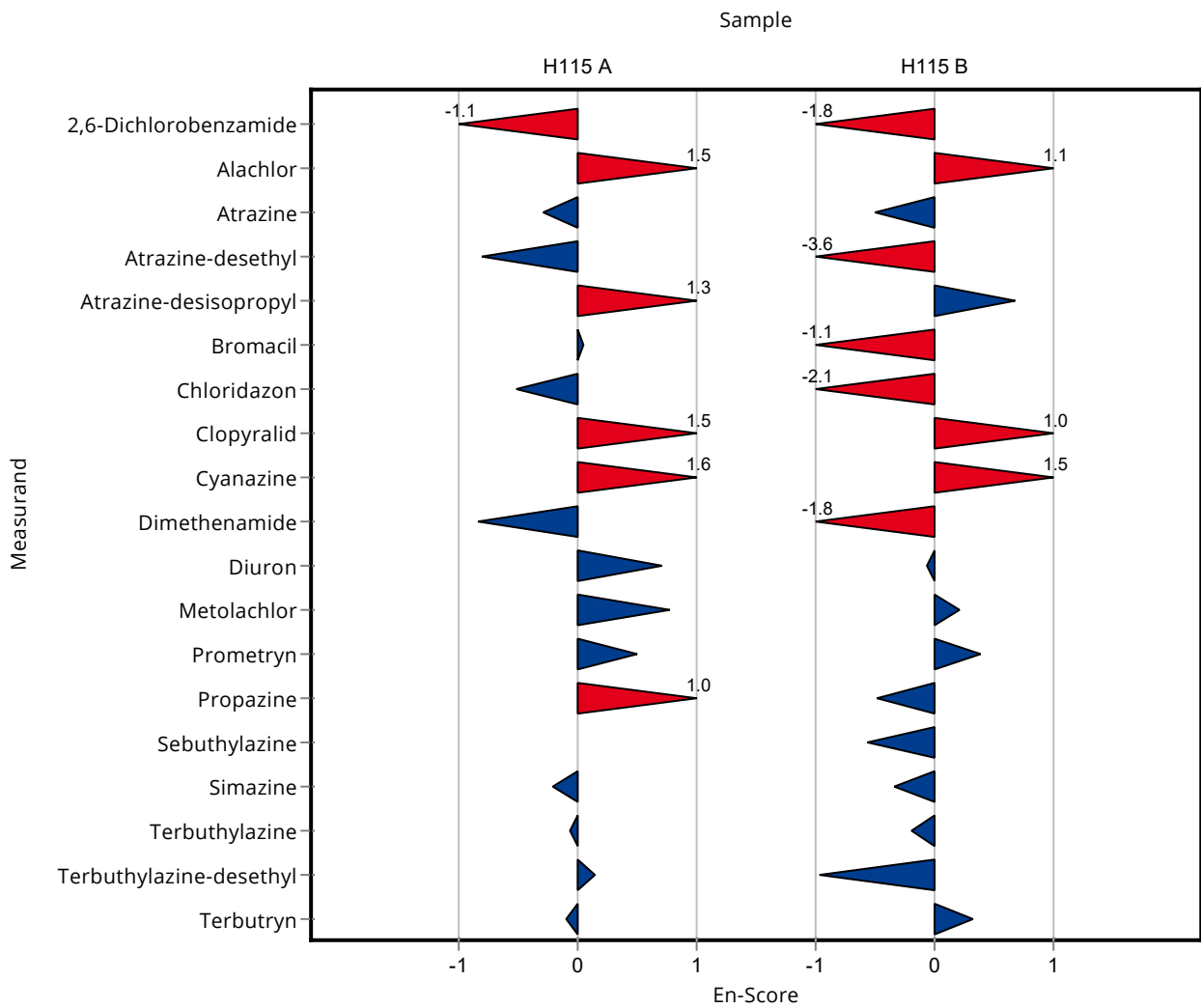


Sample: H115A

Parameter	Unit	Assigned value ± U (k=2)	Result ± U	Criterion	Recovery [%]	En-Score
2,6-Dichlorobenzamide	µg/l	0.782 ± 0.0372	0.73 ± 0.015	0.117	93.3	-1.09
Alachlor	µg/l	0.424 ± 0.0275	0.479 ± 0.013	0.0508	113	1.46
Atrazine	µg/l	0.376 ± 0.014	0.371 ± 0.005	0.0414	98.6	-0.30
Atrazine-desethyl	µg/l	0.863 ± 0.0646	0.802 ± 0.019	0.104	92.9	-0.82
Atrazine-desethyl-desisopropyl	µg/l	0.474 ± 0.0623	- ± -	0.147	-	-
Atrazine-desisopropyl	µg/l	0.763 ± 0.0459	0.833 ± 0.014	0.107	109	1.30
Bromacil	µg/l	0.36 ± 0.0134	0.361 ± 0.006	0.0504	100	0.05
Chloridazon	µg/l	0.136 ± 0.0124	0.128 ± 0.004	0.0176	94.3	-0.52
Chloridazon-desphenyl	µg/l	0.23 ± 0.0231	- ± -	0.0253	-	-
Chloridazon-methyl-desphenyl	µg/l	0.75 ± 0.0255	- ± -	0.0975	-	-
Clopyralid	µg/l	0.263 ± 0.0205	0.344 ± 0.025	0.0656	131	1.51
Cyanazine	µg/l	0.306 ± 0.0189	0.344 ± 0.007	0.0428	113	1.64
Dimethenamide	µg/l	0.481 ± 0.0447	0.442 ± 0.007	0.0481	91.8	-0.84
Diuron	µg/l	0.647 ± 0.0498	0.683 ± 0.006	0.0841	106	0.71
Metolachlor	µg/l	0.496 ± 0.0154	0.546 ± 0.032	0.0743	110	0.77
N,N-Dimethylsulfamide (DMS)	µg/l	0.19 ± 0.0158	- ± -	0.0285	-	-
Nicosulfurone	µg/l	0.305 ± 0.0313	- ± -	0.0764	-	-
Prometryn	µg/l	0.593 ± 0.0599	0.625 ± 0.013	0.0948	105	0.49
Propazine	µg/l	0.346 ± 0.0138	0.363 ± 0.005	0.045	105	1.00
Sebuthylazine	µg/l	- ± -	<0.025 (LOQ) ± -	-	-	-
Simazine	µg/l	0.167 ± 0.00807	0.165 ± 0.002	0.0184	98.9	-0.21
Terbuthylazine	µg/l	0.177 ± 0.00605	0.176 ± 0.005	0.0194	99.6	-0.06
Terbuthylazine-desethyl	µg/l	0.402 ± 0.0151	0.406 ± 0.011	0.0442	101	0.14
Terbutryn	µg/l	0.342 ± 0.0185	0.339 ± 0.009	0.0342	99.2	-0.10

Sample: H115B

Parameter	Unit	Assigned value ± U (k=2)	Result ± U	Criterion	Recovery [%]	En-Score
2,6-Dichlorobenzamide	µg/l	0.38 ± 0.0147	0.351 ± 0.003	0.057	92.3	-1.84
Alachlor	µg/l	0.82 ± 0.0367	0.865 ± 0.008	0.0984	106	1.13
Atrazine	µg/l	0.703 ± 0.0253	0.685 ± 0.013	0.0773	97.4	-0.50
Atrazine-desethyl	µg/l	0.34 ± 0.0137	0.284 ± 0.004	0.0409	83.4	-3.56
Atrazine-desethyl-desisopropyl	µg/l	0.637 ± 0.16	- ± -	0.197	-	-
Atrazine-desisopropyl	µg/l	0.388 ± 0.0166	0.4 ± 0.003	0.0543	103	0.67
Bromacil	µg/l	0.37 ± 0.0168	0.349 ± 0.005	0.0518	94.3	-1.08
Chloridazon	µg/l	0.323 ± 0.0189	0.273 ± 0.007	0.042	84.6	-2.11
Chloridazon-desphenyl	µg/l	0.392 ± 0.0215	- ± -	0.0432	-	-
Chloridazon-methyl-desphenyl	µg/l	0.805 ± 0.0343	- ± -	0.105	-	-
Clopyralid	µg/l	0.706 ± 0.0561	0.818 ± 0.047	0.176	116	1.02
Cyanazine	µg/l	0.623 ± 0.045	0.723 ± 0.025	0.0873	116	1.48
Dimethenamide	µg/l	0.201 ± 0.00949	0.181 ± 0.003	0.0201	90.2	-1.76
Diuron	µg/l	0.195 ± 0.00956	0.194 ± 0.004	0.0253	99.7	-0.05
Metolachlor	µg/l	0.151 ± 0.00462	0.153 ± 0.004	0.0227	101	0.22
N,N-Dimethylsulfamide (DMS)	µg/l	0.382 ± 0.0292	- ± -	0.0573	-	-
Nicosulfurone	µg/l	0.694 ± 0.0492	- ± -	0.173	-	-
Prometryn	µg/l	0.34 ± 0.00812	0.346 ± 0.006	0.0442	102	0.39
Propazine	µg/l	0.723 ± 0.0266	0.707 ± 0.01	0.094	97.8	-0.48
Sebuthylazine	µg/l	0.691 ± 0.0428	0.658 ± 0.02	0.0643	95.2	-0.57
Simazine	µg/l	0.163 ± 0.0114	0.158 ± 0.004	0.0179	97.2	-0.33
Terbuthylazine	µg/l	0.387 ± 0.0188	0.383 ± 0.001	0.0425	99	-0.20
Terbuthylazine-desethyl	µg/l	0.166 ± 0.0119	0.154 ± 0.002	0.0183	92.6	-0.97
Terbutryn	µg/l	0.367 ± 0.0171	0.373 ± 0.005	0.0367	102	0.32



Sample: H115A

Parameter	Unit	Assigned value ± U (k=2)	Result ± U	Criterion	Recovery [%]	z-Score
2,6-Dichlorobenzamide	µg/l	0.782 ± 0.0372	0.8636 ± 0.2159	0.117	110	0.69
Alachlor	µg/l	0.424 ± 0.0275	- ± -	0.0508	-	-
Atrazine	µg/l	0.376 ± 0.014	0.3376 ± 0.0844	0.0414	89.7	-0.93
Atrazine-desethyl	µg/l	0.863 ± 0.0646	0.8646 ± 0.2161	0.104	100	0.01
Atrazine-desethyl-desisopropyl	µg/l	0.474 ± 0.0623	- ± -	0.147	-	-
Atrazine-desisopropyl	µg/l	0.763 ± 0.0459	0.5129 ± 0.1282	0.107	67.2	-2.34
Bromacil	µg/l	0.36 ± 0.0134	- ± -	0.0504	-	-
Chloridazon	µg/l	0.136 ± 0.0124	0.0933 ± 0.0233	0.0176	68.7	-2.40
Chloridazon-desphenyl	µg/l	0.23 ± 0.0231	0.1256 ± 0.0314	0.0253	54.5	-4.14
Chloridazon-methyl-desphenyl	µg/l	0.75 ± 0.0255	0.3719 ± 0.093	0.0975	49.6	-3.88
Clopyralid	µg/l	0.263 ± 0.0205	- ± -	0.0656	-	-
Cyanazine	µg/l	0.306 ± 0.0189	- ± -	0.0428	-	-
Dimethenamide	µg/l	0.481 ± 0.0447	0.381 ± 0.0952	0.0481	79.2	-2.08
Diuron	µg/l	0.647 ± 0.0498	0.5276 ± 0.1319	0.0841	81.6	-1.42
Metolachlor	µg/l	0.496 ± 0.0154	0.5003 ± 0.1251	0.0743	101	0.06
N,N-Dimethylsulfamide (DMS)	µg/l	0.19 ± 0.0158	0.1812 ± 0.0453	0.0285	95.2	-0.32
Nicosulfurone	µg/l	0.305 ± 0.0313	0.3187 ± 0.0797	0.0764	104	0.17
Prometryn	µg/l	0.593 ± 0.0599	- ± -	0.0948	-	-
Propazine	µg/l	0.346 ± 0.0138	- ± -	0.045	-	-
Sebuthylazine	µg/l	- ± -	- ± -	-	-	-
Simazine	µg/l	0.167 ± 0.00807	0.1893 ± 0.0473	0.0184	113	1.22
Terbuthylazine	µg/l	0.177 ± 0.00605	0.1727 ± 0.0432	0.0194	97.7	-0.21

Summary of results Pesticides H115

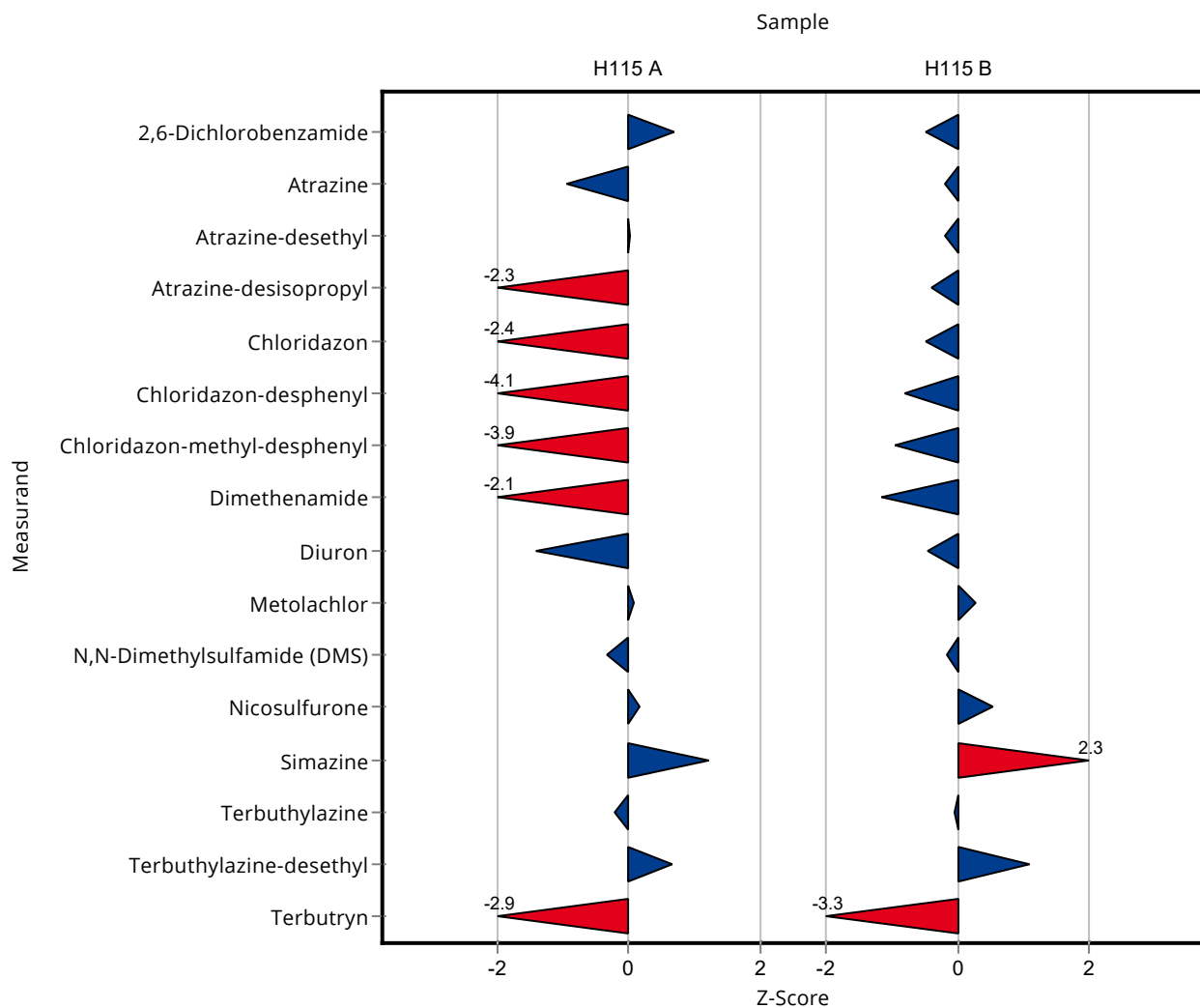
Labcode: LC0018

Parameter	Unit	Assigned value ± U (k=2)	Result ± U	Criterion	Recovery [%]	z-Score
Terbutylazine-desethyl	µg/l	0.402 ± 0.0151	0.4308 ± 0.1077	0.0442	107	0.65
Terbutryn	µg/l	0.342 ± 0.0185	0.2439 ± 0.061	0.0342	71.4	-2.86

Sample:H115B

Parameter	Unit	Assigned value ± U (k=2)	Result ± U	Criterion	Recovery [%]	z-Score
2,6-Dichlorobenzamide	µg/l	0.38 ± 0.0147	0.3521 ± 0.088	0.057	92.6	-0.49
Alachlor	µg/l	0.82 ± 0.0367	- ± -	0.0984	-	-
Atrazine	µg/l	0.703 ± 0.0253	0.6885 ± 0.1721	0.0773	97.9	-0.19
Atrazine-desethyl	µg/l	0.34 ± 0.0137	0.3328 ± 0.0832	0.0409	97.7	-0.19
Atrazine-desethyl-desisopropyl	µg/l	0.637 ± 0.16	- ± -	0.197	-	-
Atrazine-desisopropyl	µg/l	0.388 ± 0.0166	0.3665 ± 0.0916	0.0543	94.4	-0.40
Bromacil	µg/l	0.37 ± 0.0168	- ± -	0.0518	-	-
Chloridazon	µg/l	0.323 ± 0.0189	0.302 ± 0.0755	0.042	93.6	-0.49
Chloridazon-desphenyl	µg/l	0.392 ± 0.0215	0.357 ± 0.0892	0.0432	91	-0.82
Chloridazon-methyl-desphenyl	µg/l	0.805 ± 0.0343	0.7069 ± 0.1767	0.105	87.8	-0.94
Clopyralid	µg/l	0.706 ± 0.0561	- ± -	0.176	-	-
Cyanazine	µg/l	0.623 ± 0.045	- ± -	0.0873	-	-
Dimethenamide	µg/l	0.201 ± 0.00949	0.1775 ± 0.0444	0.0201	88.4	-1.16
Diuron	µg/l	0.195 ± 0.00956	0.1829 ± 0.0457	0.0253	94	-0.47
Metolachlor	µg/l	0.151 ± 0.00462	0.1574 ± 0.0393	0.0227	104	0.28
N,N-Dimethylsulfamide (DMS)	µg/l	0.382 ± 0.0292	0.3728 ± 0.0932	0.0573	97.5	-0.16
Nicosulfurone	µg/l	0.694 ± 0.0492	0.7859 ± 0.1965	0.173	113	0.53
Prometryn	µg/l	0.34 ± 0.00812	- ± -	0.0442	-	-

Parameter	Unit	Assigned value ± U (k=2)	Result ± U	Criterion	Recovery [%]	z-Score
Propazine	µg/l	0.723 ± 0.0266	- ± -	0.094	-	-
Sebuthylazine	µg/l	0.691 ± 0.0428	- ± -	0.0643	-	-
Simazine	µg/l	0.163 ± 0.0114	0.2033 ± 0.0508	0.0179	125	2.27
Terbuthylazine	µg/l	0.387 ± 0.0188	0.3846 ± 0.0962	0.0425	99.5	-0.05
Terbuthylazine-desethyl	µg/l	0.166 ± 0.0119	0.1862 ± 0.0466	0.0183	112	1.09
Terbutryn	µg/l	0.367 ± 0.0171	0.247 ± 0.0617	0.0367	67.4	-3.26

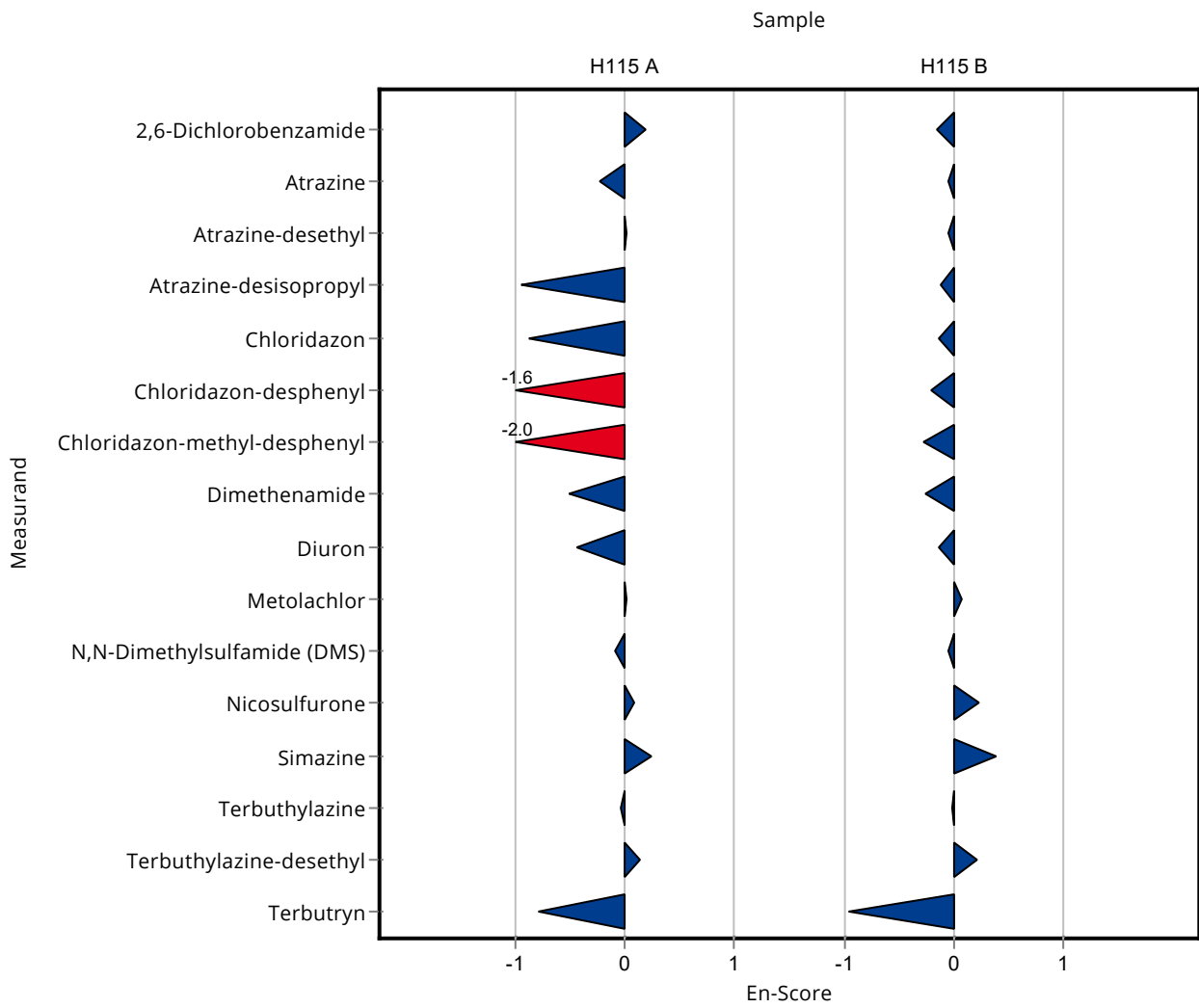


Sample:H115A

Parameter	Unit	Assigned value ± U (k=2)	Result ± U	Criterion	Recovery [%]	En-Score
2,6-Dichlorobenzamide	µg/l	0.782 ± 0.0372	0.8636 ± 0.2159	0.117	110	0.19
Alachlor	µg/l	0.424 ± 0.0275	- ± -	0.0508	-	-
Atrazine	µg/l	0.376 ± 0.014	0.3376 ± 0.0844	0.0414	89.7	-0.23
Atrazine-desethyl	µg/l	0.863 ± 0.0646	0.8646 ± 0.2161	0.104	100	0.00
Atrazine-desethyl-desisopropyl	µg/l	0.474 ± 0.0623	- ± -	0.147	-	-
Atrazine-desisopropyl	µg/l	0.763 ± 0.0459	0.5129 ± 0.1282	0.107	67.2	-0.96
Bromacil	µg/l	0.36 ± 0.0134	- ± -	0.0504	-	-
Chloridazon	µg/l	0.136 ± 0.0124	0.0933 ± 0.0233	0.0176	68.7	-0.88
Chloridazon-desphenyl	µg/l	0.23 ± 0.0231	0.1256 ± 0.0314	0.0253	54.5	-1.57
Chloridazon-methyl-desphenyl	µg/l	0.75 ± 0.0255	0.3719 ± 0.093	0.0975	49.6	-2.01
Clopyralid	µg/l	0.263 ± 0.0205	- ± -	0.0656	-	-
Cyanazine	µg/l	0.306 ± 0.0189	- ± -	0.0428	-	-
Dimethenamide	µg/l	0.481 ± 0.0447	0.381 ± 0.0952	0.0481	79.2	-0.51
Diuron	µg/l	0.647 ± 0.0498	0.5276 ± 0.1319	0.0841	81.6	-0.44
Metolachlor	µg/l	0.496 ± 0.0154	0.5003 ± 0.1251	0.0743	101	0.02
N,N-Dimethylsulfamide (DMS)	µg/l	0.19 ± 0.0158	0.1812 ± 0.0453	0.0285	95.2	-0.10
Nicosulfurone	µg/l	0.305 ± 0.0313	0.3187 ± 0.0797	0.0764	104	0.08
Prometryn	µg/l	0.593 ± 0.0599	- ± -	0.0948	-	-
Propazine	µg/l	0.346 ± 0.0138	- ± -	0.045	-	-
Sebuthylazine	µg/l	- ± -	- ± -	-	-	-
Simazine	µg/l	0.167 ± 0.00807	0.1893 ± 0.0473	0.0184	113	0.24
Terbuthylazine	µg/l	0.177 ± 0.00605	0.1727 ± 0.0432	0.0194	97.7	-0.05
Terbuthylazine-desethyl	µg/l	0.402 ± 0.0151	0.4308 ± 0.1077	0.0442	107	0.13
Terbutryn	µg/l	0.342 ± 0.0185	0.2439 ± 0.061	0.0342	71.4	-0.79

Sample: H115B

Parameter	Unit	Assigned value ± U (k=2)	Result ± U	Criterion	Recovery [%]	En-Score
2,6-Dichlorobenzamide	µg/l	0.38 ± 0.0147	0.3521 ± 0.088	0.057	92.6	-0.16
Alachlor	µg/l	0.82 ± 0.0367	- ± -	0.0984	-	-
Atrazine	µg/l	0.703 ± 0.0253	0.6885 ± 0.1721	0.0773	97.9	-0.04
Atrazine-desethyl	µg/l	0.34 ± 0.0137	0.3328 ± 0.0832	0.0409	97.7	-0.05
Atrazine-desethyl-desisopropyl	µg/l	0.637 ± 0.16	- ± -	0.197	-	-
Atrazine-desisopropyl	µg/l	0.388 ± 0.0166	0.3665 ± 0.0916	0.0543	94.4	-0.12
Bromacil	µg/l	0.37 ± 0.0168	- ± -	0.0518	-	-
Chloridazon	µg/l	0.323 ± 0.0189	0.302 ± 0.0755	0.042	93.6	-0.14
Chloridazon-desphenyl	µg/l	0.392 ± 0.0215	0.357 ± 0.0892	0.0432	91	-0.20
Chloridazon-methyl-desphenyl	µg/l	0.805 ± 0.0343	0.7069 ± 0.1767	0.105	87.8	-0.28
Clopyralid	µg/l	0.706 ± 0.0561	- ± -	0.176	-	-
Cyanazine	µg/l	0.623 ± 0.045	- ± -	0.0873	-	-
Dimethenamide	µg/l	0.201 ± 0.00949	0.1775 ± 0.0444	0.0201	88.4	-0.26
Diuron	µg/l	0.195 ± 0.00956	0.1829 ± 0.0457	0.0253	94	-0.13
Metolachlor	µg/l	0.151 ± 0.00462	0.1574 ± 0.0393	0.0227	104	0.08
N,N-Dimethylsulfamide (DMS)	µg/l	0.382 ± 0.0292	0.3728 ± 0.0932	0.0573	97.5	-0.05
Nicosulfurone	µg/l	0.694 ± 0.0492	0.7859 ± 0.1965	0.173	113	0.23
Prometryn	µg/l	0.34 ± 0.00812	- ± -	0.0442	-	-
Propazine	µg/l	0.723 ± 0.0266	- ± -	0.094	-	-
Sebuthylazine	µg/l	0.691 ± 0.0428	- ± -	0.0643	-	-
Simazine	µg/l	0.163 ± 0.0114	0.2033 ± 0.0508	0.0179	125	0.40
Terbuthylazine	µg/l	0.387 ± 0.0188	0.3846 ± 0.0962	0.0425	99.5	-0.01
Terbuthylazine-desethyl	µg/l	0.166 ± 0.0119	0.1862 ± 0.0466	0.0183	112	0.21
Terbutryn	µg/l	0.367 ± 0.0171	0.247 ± 0.0617	0.0367	67.4	-0.96



Sample: H115A

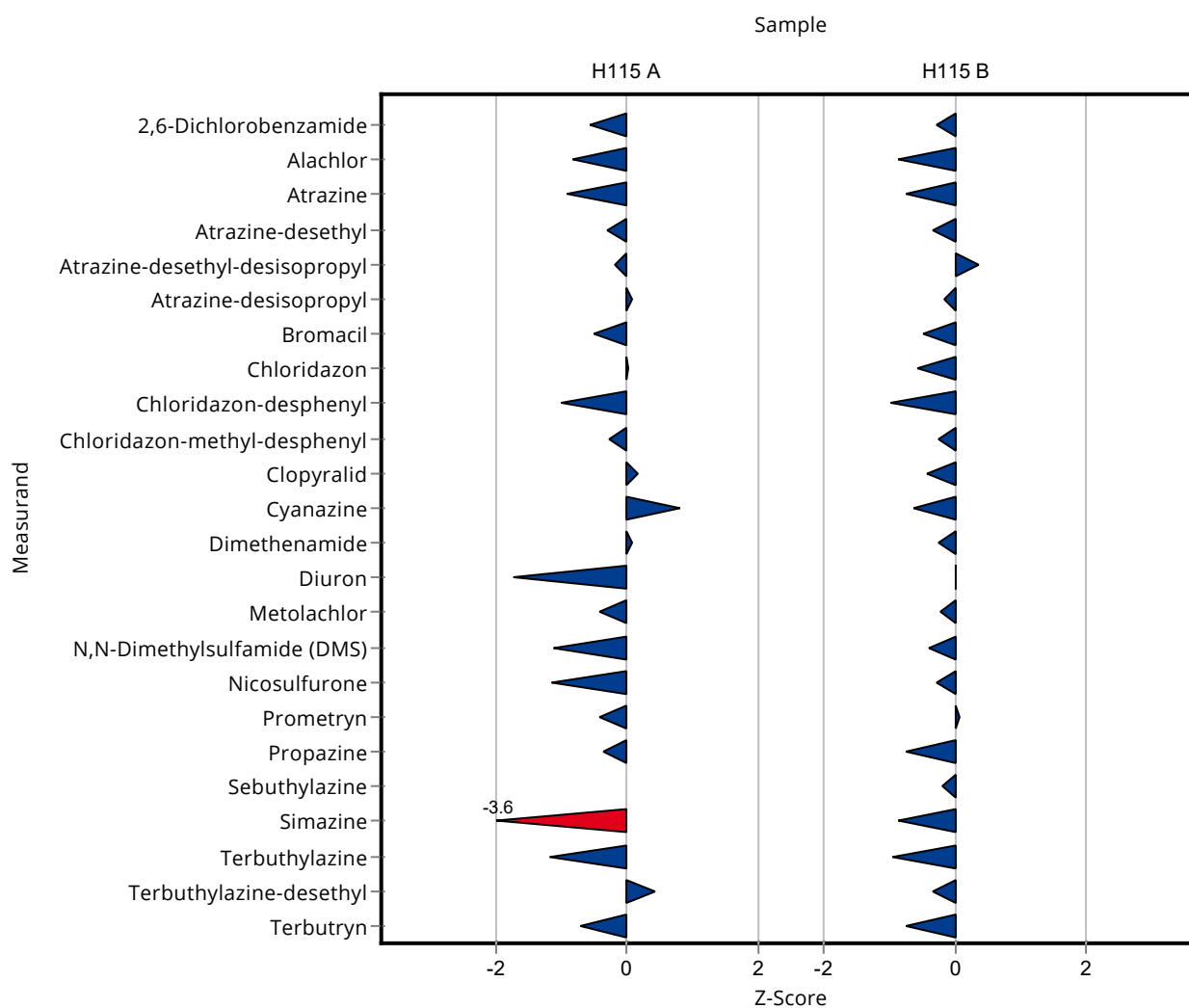
Parameter	Unit	Assigned value ± U (k=2)	Result ± U	Criterion	Recovery [%]	z-Score
2,6-Dichlorobenzamide	µg/l	0.782 ± 0.0372	0.717 ± 0.108	0.117	91.7	-0.56
Alachlor	µg/l	0.424 ± 0.0275	0.382 ± 0.057	0.0508	90.2	-0.82
Atrazine	µg/l	0.376 ± 0.014	0.338 ± 0.051	0.0414	89.9	-0.92
Atrazine-desethyl	µg/l	0.863 ± 0.0646	0.833 ± 0.125	0.104	96.5	-0.29
Atrazine-desethyl-desisopropyl	µg/l	0.474 ± 0.0623	0.446 ± 0.067	0.147	94.1	-0.19
Atrazine-desisopropyl	µg/l	0.763 ± 0.0459	0.77 ± 0.116	0.107	101	0.07
Bromacil	µg/l	0.36 ± 0.0134	0.334 ± 0.05	0.0504	92.8	-0.52
Chloridazon	µg/l	0.136 ± 0.0124	0.136 ± 0.02	0.0176	100	0.02
Chloridazon-desphenyl	µg/l	0.23 ± 0.0231	0.205 ± 0.031	0.0253	89	-1.00
Chloridazon-methyl-desphenyl	µg/l	0.75 ± 0.0255	0.723 ± 0.108	0.0975	96.4	-0.27
Clopyralid	µg/l	0.263 ± 0.0205	0.273 ± 0.041	0.0656	104	0.16
Cyanazine	µg/l	0.306 ± 0.0189	0.34 ± 0.051	0.0428	111	0.81
Dimethenamide	µg/l	0.481 ± 0.0447	0.485 ± 0.073	0.0481	101	0.08
Diuron	µg/l	0.647 ± 0.0498	0.501 ± 0.075	0.0841	77.5	-1.73
Metolachlor	µg/l	0.496 ± 0.0154	0.464 ± 0.07	0.0743	93.6	-0.43
N,N-Dimethylsulfamide (DMS)	µg/l	0.19 ± 0.0158	0.158 ± 0.0237	0.0285	83	-1.13
Nicosulfurone	µg/l	0.305 ± 0.0313	0.217 ± 0.033	0.0764	71	-1.16
Prometryn	µg/l	0.593 ± 0.0599	0.554 ± 0.083	0.0948	93.5	-0.41
Propazine	µg/l	0.346 ± 0.0138	0.33 ± 0.05	0.045	95.4	-0.35
Sebuthylazine	µg/l	- ± -	<0.03 (LOQ) ± -	-	-	-
Simazine	µg/l	0.167 ± 0.00807	0.101 ± 0.015	0.0184	60.5	-3.59
Terbuthylazine	µg/l	0.177 ± 0.00605	0.154 ± 0.023	0.0194	87.2	-1.17

Parameter	Unit	Assigned value ± U (k=2)	Result ± U	Criterion	Recovery [%]	z-Score
Terbutylazine-desethyl	µg/l	0.402 ± 0.0151	0.421 ± 0.063	0.0442	105	0.42
Terbutryn	µg/l	0.342 ± 0.0185	0.317 ± 0.048	0.0342	92.8	-0.72

Sample:H115B

Parameter	Unit	Assigned value ± U (k=2)	Result ± U	Criterion	Recovery [%]	z-Score
2,6-Dichlorobenzamide	µg/l	0.38 ± 0.0147	0.364 ± 0.055	0.057	95.7	-0.28
Alachlor	µg/l	0.82 ± 0.0367	0.735 ± 0.11	0.0984	89.7	-0.86
Atrazine	µg/l	0.703 ± 0.0253	0.646 ± 0.097	0.0773	91.9	-0.74
Atrazine-desethyl	µg/l	0.34 ± 0.0137	0.327 ± 0.049	0.0409	96	-0.33
Atrazine-desethyl-desisopropyl	µg/l	0.637 ± 0.16	0.71 ± 0.107	0.197	111	0.37
Atrazine-desisopropyl	µg/l	0.388 ± 0.0166	0.379 ± 0.057	0.0543	97.7	-0.17
Bromacil	µg/l	0.37 ± 0.0168	0.345 ± 0.052	0.0518	93.2	-0.48
Chloridazon	µg/l	0.323 ± 0.0189	0.299 ± 0.045	0.042	92.6	-0.57
Chloridazon-desphenyl	µg/l	0.392 ± 0.0215	0.35 ± 0.053	0.0432	89.2	-0.98
Chloridazon-methyl-desphenyl	µg/l	0.805 ± 0.0343	0.78 ± 0.117	0.105	96.9	-0.24
Clopyralid	µg/l	0.706 ± 0.0561	0.631 ± 0.0947	0.176	89.4	-0.42
Cyanazine	µg/l	0.623 ± 0.045	0.569 ± 0.085	0.0873	91.3	-0.62
Dimethenamide	µg/l	0.201 ± 0.00949	0.196 ± 0.029	0.0201	97.6	-0.24
Diuron	µg/l	0.195 ± 0.00956	0.195 ± 0.029	0.0253	100	0.01
Metolachlor	µg/l	0.151 ± 0.00462	0.146 ± 0.022	0.0227	96.7	-0.22
N,N-Dimethylsulfamide (DMS)	µg/l	0.382 ± 0.0292	0.36 ± 0.054	0.0573	94.2	-0.39
Nicosulfurone	µg/l	0.694 ± 0.0492	0.646 ± 0.097	0.173	93.1	-0.27
Prometryn	µg/l	0.34 ± 0.00812	0.343 ± 0.052	0.0442	101	0.06

Parameter	Unit	Assigned value ± U (k=2)	Result ± U	Criterion	Recovery [%]	z-Score
Propazine	µg/l	0.723 ± 0.0266	0.652 ± 0.098	0.094	90.2	-0.75
Sebuthylazine	µg/l	0.691 ± 0.0428	0.678 ± 0.102	0.0643	98.1	-0.21
Simazine	µg/l	0.163 ± 0.0114	0.147 ± 0.022	0.0179	90.4	-0.87
Terbuthylazine	µg/l	0.387 ± 0.0188	0.346 ± 0.052	0.0425	89.5	-0.96
Terbuthylazine-desethyl	µg/l	0.166 ± 0.0119	0.16 ± 0.024	0.0183	96.3	-0.34
Terbutryn	µg/l	0.367 ± 0.0171	0.339 ± 0.051	0.0367	92.5	-0.75

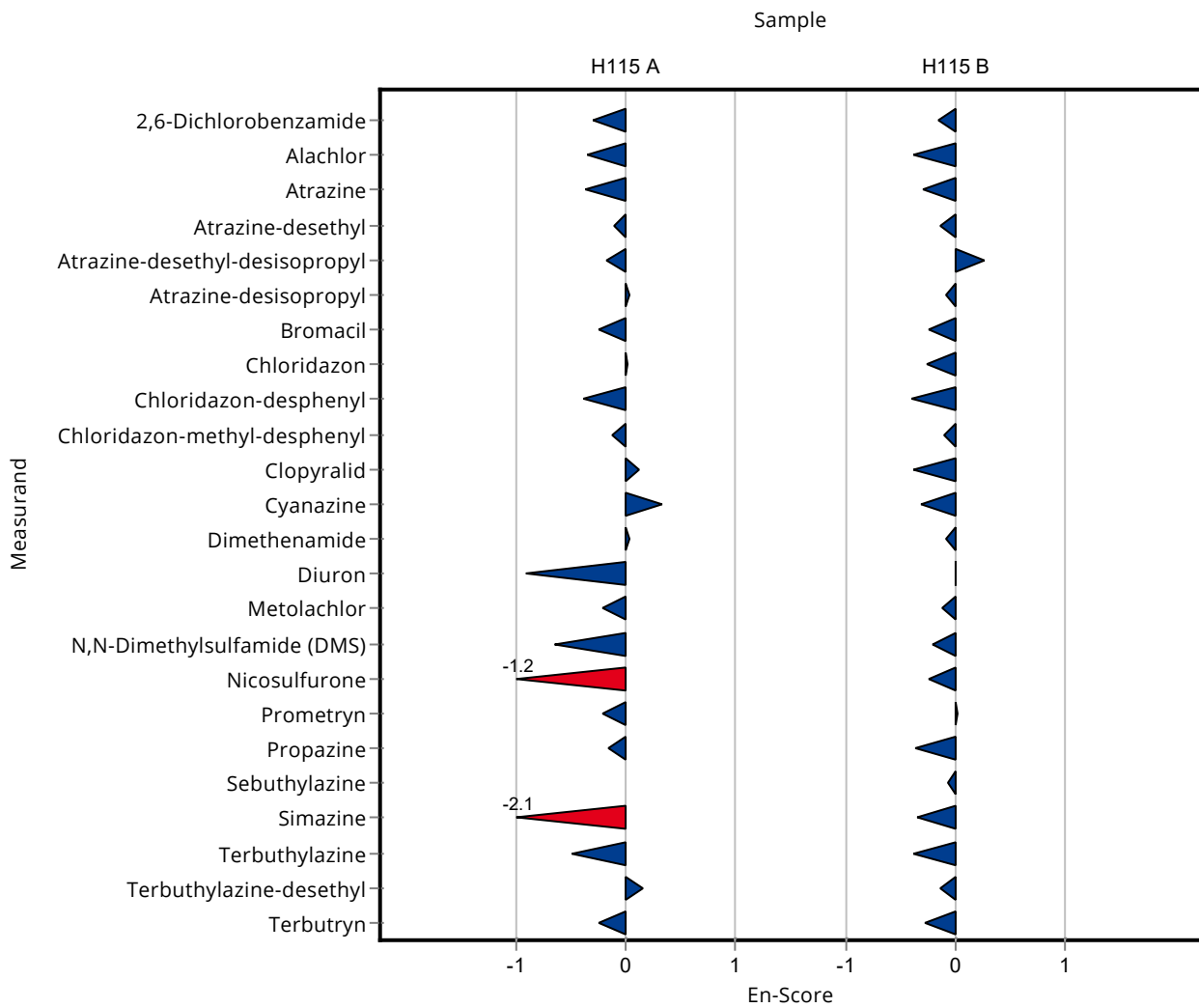


Sample: H115A

Parameter	Unit	Assigned value ± U (k=2)	Result ± U	Criterion	Recovery [%]	En-Score
2,6-Dichlorobenzamide	µg/l	0.782 ± 0.0372	0.717 ± 0.108	0.117	91.7	-0.30
Alachlor	µg/l	0.424 ± 0.0275	0.382 ± 0.057	0.0508	90.2	-0.35
Atrazine	µg/l	0.376 ± 0.014	0.338 ± 0.051	0.0414	89.9	-0.37
Atrazine-desethyl	µg/l	0.863 ± 0.0646	0.833 ± 0.125	0.104	96.5	-0.12
Atrazine-desethyl-desisopropyl	µg/l	0.474 ± 0.0623	0.446 ± 0.067	0.147	94.1	-0.19
Atrazine-desisopropyl	µg/l	0.763 ± 0.0459	0.77 ± 0.116	0.107	101	0.03
Bromacil	µg/l	0.36 ± 0.0134	0.334 ± 0.05	0.0504	92.8	-0.26
Chloridazon	µg/l	0.136 ± 0.0124	0.136 ± 0.02	0.0176	100	0.01
Chloridazon-desphenyl	µg/l	0.23 ± 0.0231	0.205 ± 0.031	0.0253	89	-0.38
Chloridazon-methyl-desphenyl	µg/l	0.75 ± 0.0255	0.723 ± 0.108	0.0975	96.4	-0.12
Clopyralid	µg/l	0.263 ± 0.0205	0.273 ± 0.041	0.0656	104	0.12
Cyanazine	µg/l	0.306 ± 0.0189	0.34 ± 0.051	0.0428	111	0.33
Dimethenamide	µg/l	0.481 ± 0.0447	0.485 ± 0.073	0.0481	101	0.02
Diuron	µg/l	0.647 ± 0.0498	0.501 ± 0.075	0.0841	77.5	-0.92
Metolachlor	µg/l	0.496 ± 0.0154	0.464 ± 0.07	0.0743	93.6	-0.22
N,N-Dimethylsulfamide (DMS)	µg/l	0.19 ± 0.0158	0.158 ± 0.0237	0.0285	83	-0.65
Nicosulfurone	µg/l	0.305 ± 0.0313	0.217 ± 0.033	0.0764	71	-1.21
Prometryn	µg/l	0.593 ± 0.0599	0.554 ± 0.083	0.0948	93.5	-0.22
Propazine	µg/l	0.346 ± 0.0138	0.33 ± 0.05	0.045	95.4	-0.16
Sebuthylazine	µg/l	- ± -	<0.03 (LOQ) ± -	-	-	-
Simazine	µg/l	0.167 ± 0.00807	0.101 ± 0.015	0.0184	60.5	-2.12
Terbuthylazine	µg/l	0.177 ± 0.00605	0.154 ± 0.023	0.0194	87.2	-0.49
Terbuthylazine-desethyl	µg/l	0.402 ± 0.0151	0.421 ± 0.063	0.0442	105	0.15
Terbutryn	µg/l	0.342 ± 0.0185	0.317 ± 0.048	0.0342	92.8	-0.25

Sample: H115B

Parameter	Unit	Assigned value ± U (k=2)	Result ± U	Criterion	Recovery [%]	En-Score
2,6-Dichlorobenzamide	µg/l	0.38 ± 0.0147	0.364 ± 0.055	0.057	95.7	-0.15
Alachlor	µg/l	0.82 ± 0.0367	0.735 ± 0.11	0.0984	89.7	-0.38
Atrazine	µg/l	0.703 ± 0.0253	0.646 ± 0.097	0.0773	91.9	-0.29
Atrazine-desethyl	µg/l	0.34 ± 0.0137	0.327 ± 0.049	0.0409	96	-0.14
Atrazine-desethyl-desisopropyl	µg/l	0.637 ± 0.16	0.71 ± 0.107	0.197	111	0.27
Atrazine-desisopropyl	µg/l	0.388 ± 0.0166	0.379 ± 0.057	0.0543	97.7	-0.08
Bromacil	µg/l	0.37 ± 0.0168	0.345 ± 0.052	0.0518	93.2	-0.24
Chloridazon	µg/l	0.323 ± 0.0189	0.299 ± 0.045	0.042	92.6	-0.26
Chloridazon-desphenyl	µg/l	0.392 ± 0.0215	0.35 ± 0.053	0.0432	89.2	-0.39
Chloridazon-methyl-desphenyl	µg/l	0.805 ± 0.0343	0.78 ± 0.117	0.105	96.9	-0.11
Clopyralid	µg/l	0.706 ± 0.0561	0.631 ± 0.0947	0.176	89.4	-0.38
Cyanazine	µg/l	0.623 ± 0.045	0.569 ± 0.085	0.0873	91.3	-0.31
Dimethenamide	µg/l	0.201 ± 0.00949	0.196 ± 0.029	0.0201	97.6	-0.08
Diuron	µg/l	0.195 ± 0.00956	0.195 ± 0.029	0.0253	100	0.01
Metolachlor	µg/l	0.151 ± 0.00462	0.146 ± 0.022	0.0227	96.7	-0.11
N,N-Dimethylsulfamide (DMS)	µg/l	0.382 ± 0.0292	0.36 ± 0.054	0.0573	94.2	-0.20
Nicosulfurone	µg/l	0.694 ± 0.0492	0.646 ± 0.097	0.173	93.1	-0.24
Prometryn	µg/l	0.34 ± 0.00812	0.343 ± 0.052	0.0442	101	0.03
Propazine	µg/l	0.723 ± 0.0266	0.652 ± 0.098	0.094	90.2	-0.36
Sebuthylazine	µg/l	0.691 ± 0.0428	0.678 ± 0.102	0.0643	98.1	-0.06
Simazine	µg/l	0.163 ± 0.0114	0.147 ± 0.022	0.0179	90.4	-0.34
Terbuthylazine	µg/l	0.387 ± 0.0188	0.346 ± 0.052	0.0425	89.5	-0.39
Terbuthylazine-desethyl	µg/l	0.166 ± 0.0119	0.16 ± 0.024	0.0183	96.3	-0.13
Terbutryn	µg/l	0.367 ± 0.0171	0.339 ± 0.051	0.0367	92.5	-0.27



Sample: H115A

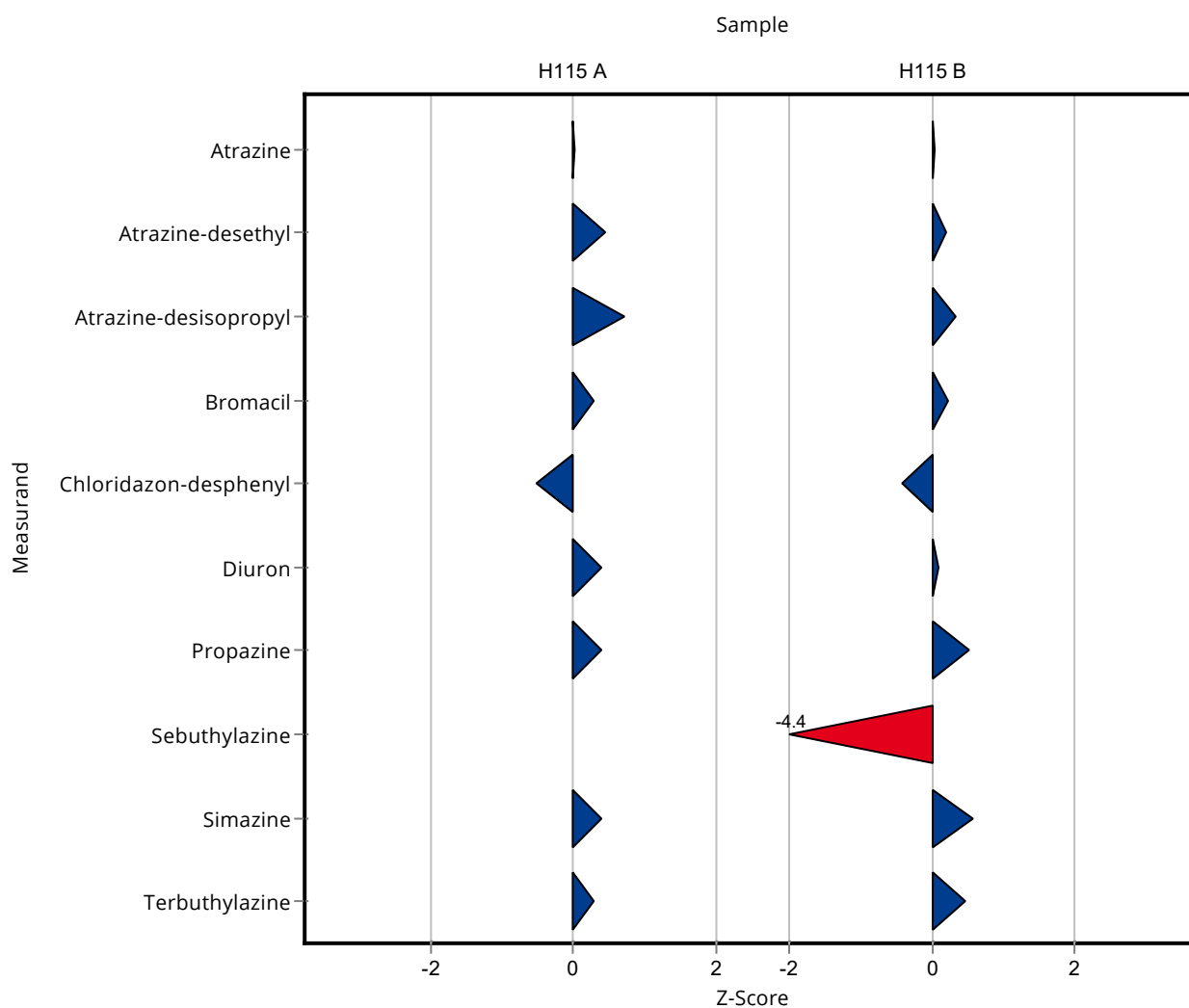
Parameter	Unit	Assigned value ± U (k=2)	Result ± U	Criterion	Recovery [%]	z-Score
2,6-Dichlorobenzamide	µg/l	0.782 ± 0.0372	- ± -	0.117	-	-
Alachlor	µg/l	0.424 ± 0.0275	- ± -	0.0508	-	-
Atrazine	µg/l	0.376 ± 0.014	0.377 ± 0.06	0.0414	100	0.02
Atrazine-desethyl	µg/l	0.863 ± 0.0646	0.91 ± 0.15	0.104	105	0.45
Atrazine-desethyl-desisopropyl	µg/l	0.474 ± 0.0623	- ± -	0.147	-	-
Atrazine-desisopropyl	µg/l	0.763 ± 0.0459	0.839 ± 0.14	0.107	110	0.71
Bromacil	µg/l	0.36 ± 0.0134	0.374 ± 0.04	0.0504	104	0.28
Chloridazon	µg/l	0.136 ± 0.0124	- ± -	0.0176	-	-
Chloridazon-desphenyl	µg/l	0.23 ± 0.0231	0.217 ± 0.07	0.0253	94.2	-0.53
Chloridazon-methyl-desphenyl	µg/l	0.75 ± 0.0255	- ± -	0.0975	-	-
Clopyralid	µg/l	0.263 ± 0.0205	- ± -	0.0656	-	-
Cyanazine	µg/l	0.306 ± 0.0189	- ± -	0.0428	-	-
Dimethenamide	µg/l	0.481 ± 0.0447	- ± -	0.0481	-	-
Diuron	µg/l	0.647 ± 0.0498	0.679 ± 0.15	0.0841	105	0.38
Metolachlor	µg/l	0.496 ± 0.0154	- ± -	0.0743	-	-
N,N-Dimethylsulfamide (DMS)	µg/l	0.19 ± 0.0158	- ± -	0.0285	-	-
Nicosulfurone	µg/l	0.305 ± 0.0313	- ± -	0.0764	-	-
Prometryn	µg/l	0.593 ± 0.0599	- ± -	0.0948	-	-
Propazine	µg/l	0.346 ± 0.0138	0.364 ± 0.05	0.045	105	0.40
Sebuthylazine	µg/l	- ± -	0.181 ± 0.04	-	-	-
Simazine	µg/l	0.167 ± 0.00807	0.174 ± 0.04	0.0184	104	0.39
Terbuthylazine	µg/l	0.177 ± 0.00605	0.182 ± 0.04	0.0194	103	0.27

Parameter	Unit	Assigned value ± U (k=2)	Result ± U	Criterion	Recovery [%]	z-Score
Terbutylazine-desethyl	µg/l	0.402 ± 0.0151	- ± -	0.0442	-	-
Terbutryn	µg/l	0.342 ± 0.0185	- ± -	0.0342	-	-

Sample:H115B

Parameter	Unit	Assigned value ± U (k=2)	Result ± U	Criterion	Recovery [%]	z-Score
2,6-Dichlorobenzamide	µg/l	0.38 ± 0.0147	- ± -	0.057	-	-
Alachlor	µg/l	0.82 ± 0.0367	- ± -	0.0984	-	-
Atrazine	µg/l	0.703 ± 0.0253	0.705 ± 0.12	0.0773	100	0.03
Atrazine-desethyl	µg/l	0.34 ± 0.0137	0.348 ± 0.06	0.0409	102	0.18
Atrazine-desethyl-desisopropyl	µg/l	0.637 ± 0.16	- ± -	0.197	-	-
Atrazine-desisopropyl	µg/l	0.388 ± 0.0166	0.406 ± 0.07	0.0543	105	0.33
Bromacil	µg/l	0.37 ± 0.0168	0.381 ± 0.04	0.0518	103	0.21
Chloridazon	µg/l	0.323 ± 0.0189	- ± -	0.042	-	-
Chloridazon-desphenyl	µg/l	0.392 ± 0.0215	0.374 ± 0.11	0.0432	95.3	-0.43
Chloridazon-methyl-desphenyl	µg/l	0.805 ± 0.0343	- ± -	0.105	-	-
Clopyralid	µg/l	0.706 ± 0.0561	- ± -	0.176	-	-
Cyanazine	µg/l	0.623 ± 0.045	- ± -	0.0873	-	-
Dimethenamide	µg/l	0.201 ± 0.00949	- ± -	0.0201	-	-
Diuron	µg/l	0.195 ± 0.00956	0.197 ± 0.04	0.0253	101	0.09
Metolachlor	µg/l	0.151 ± 0.00462	- ± -	0.0227	-	-
N,N-Dimethylsulfamide (DMS)	µg/l	0.382 ± 0.0292	- ± -	0.0573	-	-
Nicosulfurone	µg/l	0.694 ± 0.0492	- ± -	0.173	-	-
Prometryn	µg/l	0.34 ± 0.00812	- ± -	0.0442	-	-

Parameter	Unit	Assigned value ± U (k=2)	Result ± U	Criterion	Recovery [%]	z-Score
Propazine	µg/l	0.723 ± 0.0266	0.771 ± 0.11	0.094	107	0.51
Sebuthylazine	µg/l	0.691 ± 0.0428	0.406 ± 0.08	0.0643	58.7	-4.44
Simazine	µg/l	0.163 ± 0.0114	0.173 ± 0.04	0.0179	106	0.58
Terbuthylazine	µg/l	0.387 ± 0.0188	0.406 ± 0.08	0.0425	105	0.45
Terbuthylazine-desethyl	µg/l	0.166 ± 0.0119	- ± -	0.0183	-	-
Terbutryn	µg/l	0.367 ± 0.0171	- ± -	0.0367	-	-

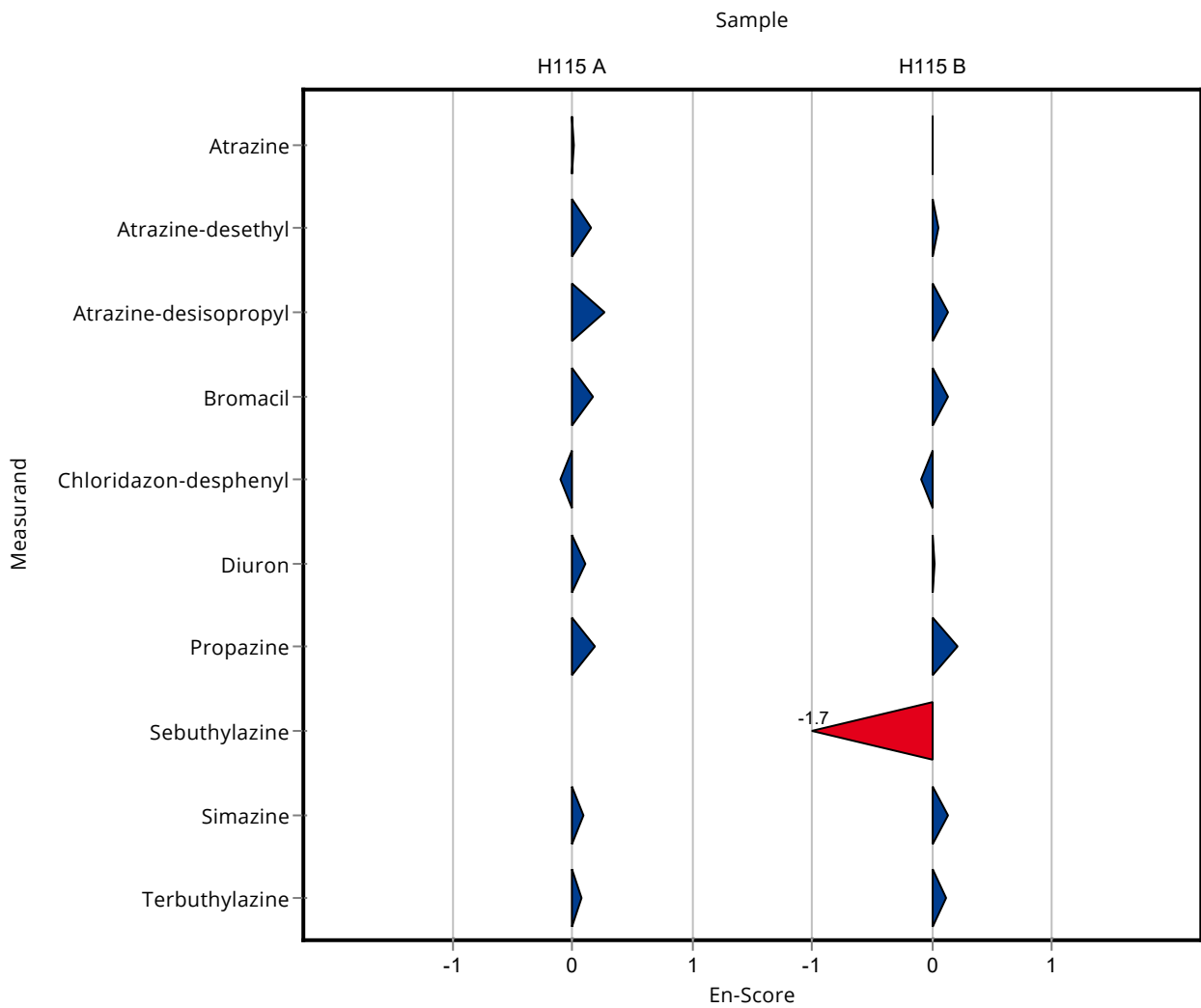


Sample: H115A

Parameter	Unit	Assigned value ± U (k=2)	Result ± U	Criterion	Recovery [%]	En-Score
2,6-Dichlorobenzamide	µg/l	0.782 ± 0.0372	- ± -	0.117	-	-
Alachlor	µg/l	0.424 ± 0.0275	- ± -	0.0508	-	-
Atrazine	µg/l	0.376 ± 0.014	0.377 ± 0.06	0.0414	100	0.01
Atrazine-desethyl	µg/l	0.863 ± 0.0646	0.91 ± 0.15	0.104	105	0.15
Atrazine-desethyl-desisopropyl	µg/l	0.474 ± 0.0623	- ± -	0.147	-	-
Atrazine-desisopropyl	µg/l	0.763 ± 0.0459	0.839 ± 0.14	0.107	110	0.27
Bromacil	µg/l	0.36 ± 0.0134	0.374 ± 0.04	0.0504	104	0.17
Chloridazon	µg/l	0.136 ± 0.0124	- ± -	0.0176	-	-
Chloridazon-desphenyl	µg/l	0.23 ± 0.0231	0.217 ± 0.07	0.0253	94.2	-0.09
Chloridazon-methyl-desphenyl	µg/l	0.75 ± 0.0255	- ± -	0.0975	-	-
Clopyralid	µg/l	0.263 ± 0.0205	- ± -	0.0656	-	-
Cyanazine	µg/l	0.306 ± 0.0189	- ± -	0.0428	-	-
Dimethenamide	µg/l	0.481 ± 0.0447	- ± -	0.0481	-	-
Diuron	µg/l	0.647 ± 0.0498	0.679 ± 0.15	0.0841	105	0.11
Metolachlor	µg/l	0.496 ± 0.0154	- ± -	0.0743	-	-
N,N-Dimethylsulfamide (DMS)	µg/l	0.19 ± 0.0158	- ± -	0.0285	-	-
Nicosulfurone	µg/l	0.305 ± 0.0313	- ± -	0.0764	-	-
Prometryn	µg/l	0.593 ± 0.0599	- ± -	0.0948	-	-
Propazine	µg/l	0.346 ± 0.0138	0.364 ± 0.05	0.045	105	0.18
Sebuthylazine	µg/l	- ± -	0.181 ± 0.04	-	-	-
Simazine	µg/l	0.167 ± 0.00807	0.174 ± 0.04	0.0184	104	0.09
Terbuthylazine	µg/l	0.177 ± 0.00605	0.182 ± 0.04	0.0194	103	0.07
Terbuthylazine-desethyl	µg/l	0.402 ± 0.0151	- ± -	0.0442	-	-
Terbutryn	µg/l	0.342 ± 0.0185	- ± -	0.0342	-	-

Sample: H115B

Parameter	Unit	Assigned value ± U (k=2)	Result ± U	Criterion	Recovery [%]	En-Score
2,6-Dichlorobenzamide	µg/l	0.38 ± 0.0147	- ± -	0.057	-	-
Alachlor	µg/l	0.82 ± 0.0367	- ± -	0.0984	-	-
Atrazine	µg/l	0.703 ± 0.0253	0.705 ± 0.12	0.0773	100	0.01
Atrazine-desethyl	µg/l	0.34 ± 0.0137	0.348 ± 0.06	0.0409	102	0.06
Atrazine-desethyl-desisopropyl	µg/l	0.637 ± 0.16	- ± -	0.197	-	-
Atrazine-desisopropyl	µg/l	0.388 ± 0.0166	0.406 ± 0.07	0.0543	105	0.13
Bromacil	µg/l	0.37 ± 0.0168	0.381 ± 0.04	0.0518	103	0.13
Chloridazon	µg/l	0.323 ± 0.0189	- ± -	0.042	-	-
Chloridazon-desphenyl	µg/l	0.392 ± 0.0215	0.374 ± 0.11	0.0432	95.3	-0.08
Chloridazon-methyl-desphenyl	µg/l	0.805 ± 0.0343	- ± -	0.105	-	-
Clopyralid	µg/l	0.706 ± 0.0561	- ± -	0.176	-	-
Cyanazine	µg/l	0.623 ± 0.045	- ± -	0.0873	-	-
Dimethenamide	µg/l	0.201 ± 0.00949	- ± -	0.0201	-	-
Diuron	µg/l	0.195 ± 0.00956	0.197 ± 0.04	0.0253	101	0.03
Metolachlor	µg/l	0.151 ± 0.00462	- ± -	0.0227	-	-
N,N-Dimethylsulfamide (DMS)	µg/l	0.382 ± 0.0292	- ± -	0.0573	-	-
Nicosulfurone	µg/l	0.694 ± 0.0492	- ± -	0.173	-	-
Prometryn	µg/l	0.34 ± 0.00812	- ± -	0.0442	-	-
Propazine	µg/l	0.723 ± 0.0266	0.771 ± 0.11	0.094	107	0.22
Sebuthylazine	µg/l	0.691 ± 0.0428	0.406 ± 0.08	0.0643	58.7	-1.72
Simazine	µg/l	0.163 ± 0.0114	0.173 ± 0.04	0.0179	106	0.13
Terbuthylazine	µg/l	0.387 ± 0.0188	0.406 ± 0.08	0.0425	105	0.12
Terbuthylazine-desethyl	µg/l	0.166 ± 0.0119	- ± -	0.0183	-	-
Terbutryn	µg/l	0.367 ± 0.0171	- ± -	0.0367	-	-



Sample: H115A

Parameter	Unit	Assigned value ± U (k=2)	Result ± U	Criterion	Recovery [%]	z-Score
2,6-Dichlorobenzamide	µg/l	0.782 ± 0.0372	0.824 ± 0.173	0.117	105	0.36
Alachlor	µg/l	0.424 ± 0.0275	- ± -	0.0508	-	-
Atrazine	µg/l	0.376 ± 0.014	0.387 ± 0.112	0.0414	103	0.26
Atrazine-desethyl	µg/l	0.863 ± 0.0646	0.935 ± 0.196	0.104	108	0.69
Atrazine-desethyl-desisopropyl	µg/l	0.474 ± 0.0623	- ± -	0.147	-	-
Atrazine-desisopropyl	µg/l	0.763 ± 0.0459	0.842 ± 0.236	0.107	110	0.74
Bromacil	µg/l	0.36 ± 0.0134	0.364 ± 0.106	0.0504	101	0.08
Chloridazon	µg/l	0.136 ± 0.0124	0.16 ± 0.029	0.0176	118	1.38
Chloridazon-desphenyl	µg/l	0.23 ± 0.0231	0.221 ± 0.033	0.0253	95.9	-0.37
Chloridazon-methyl-desphenyl	µg/l	0.75 ± 0.0255	0.819 ± 0.172	0.0975	109	0.71
Clopyralid	µg/l	0.263 ± 0.0205	- ± -	0.0656	-	-
Cyanazine	µg/l	0.306 ± 0.0189	- ± -	0.0428	-	-
Dimethenamide	µg/l	0.481 ± 0.0447	0.487 ± 0.131	0.0481	101	0.12
Diuron	µg/l	0.647 ± 0.0498	0.748 ± 0.172	0.0841	116	1.20
Metolachlor	µg/l	0.496 ± 0.0154	0.495 ± 0.138	0.0743	99.9	-0.01
N,N-Dimethylsulfamide (DMS)	µg/l	0.19 ± 0.0158	0.221 ± 0.062	0.0285	116	1.07
Nicosulfurone	µg/l	0.305 ± 0.0313	0.35 ± 0.063	0.0764	115	0.58
Prometryn	µg/l	0.593 ± 0.0599	- ± -	0.0948	-	-
Propazine	µg/l	0.346 ± 0.0138	0.322 ± 0.068	0.045	93.1	-0.53
Sebuthylazine	µg/l	- ± -	- ± -	-	-	-
Simazine	µg/l	0.167 ± 0.00807	0.178 ± 0.034	0.0184	107	0.61
Terbuthylazine	µg/l	0.177 ± 0.00605	0.174 ± 0.035	0.0194	98.5	-0.14

Summary of results Pesticides H115

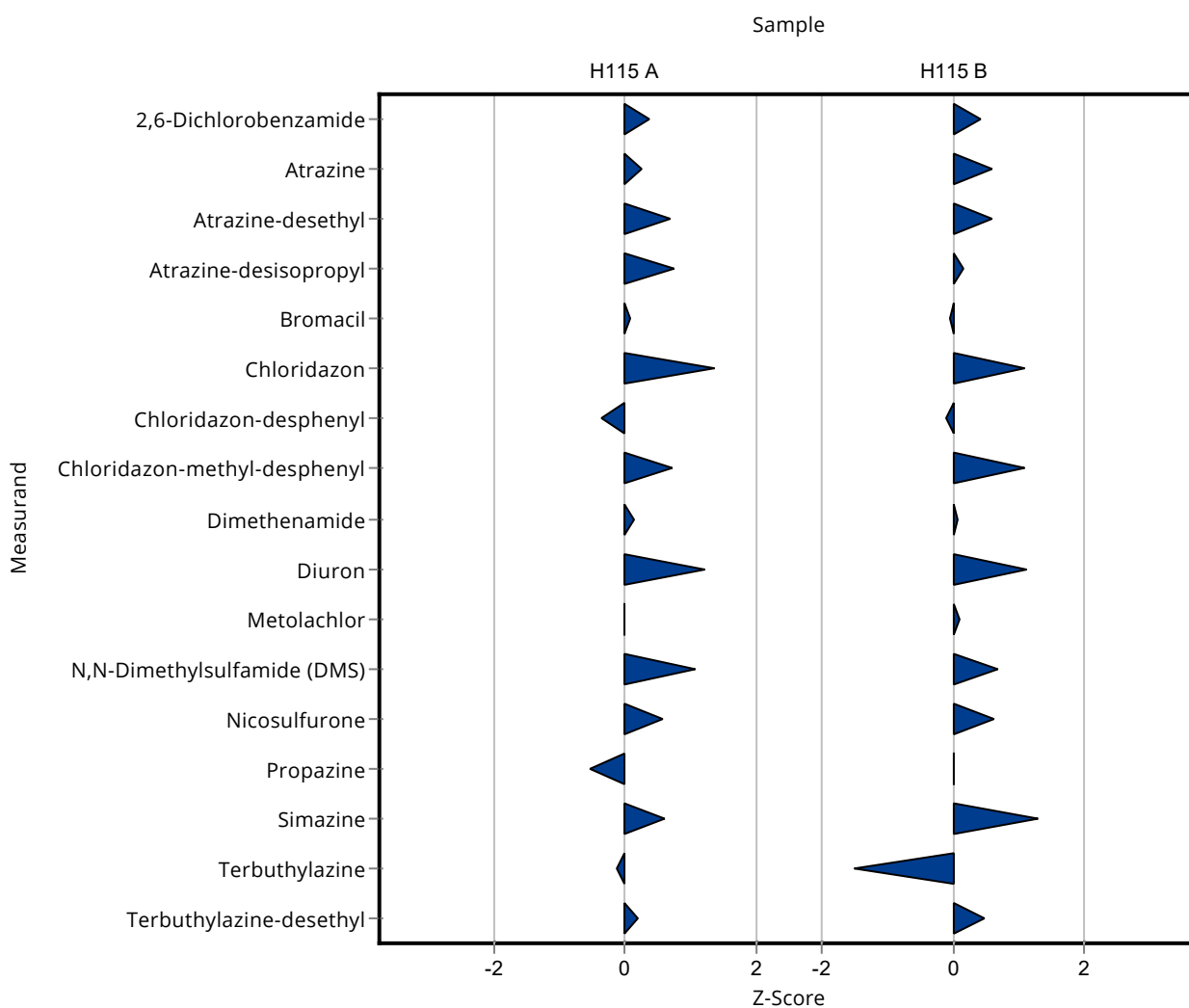
Labcode: LC0021

Parameter	Unit	Assigned value ± U (k=2)	Result ± U	Criterion	Recovery [%]	z-Score
Terbutylazine-desethyl	µg/l	0.402 ± 0.0151	0.411 ± 0.07	0.0442	102	0.20
Terbutryn	µg/l	0.342 ± 0.0185	- ± -	0.0342	-	-

Sample:H115B

Parameter	Unit	Assigned value ± U (k=2)	Result ± U	Criterion	Recovery [%]	z-Score
2,6-Dichlorobenzamide	µg/l	0.38 ± 0.0147	0.404 ± 0.085	0.057	106	0.42
Alachlor	µg/l	0.82 ± 0.0367	- ± -	0.0984	-	-
Atrazine	µg/l	0.703 ± 0.0253	0.75 ± 0.218	0.0773	107	0.61
Atrazine-desethyl	µg/l	0.34 ± 0.0137	0.365 ± 0.077	0.0409	107	0.60
Atrazine-desethyl-desisopropyl	µg/l	0.637 ± 0.16	- ± -	0.197	-	-
Atrazine-desisopropyl	µg/l	0.388 ± 0.0166	0.397 ± 0.111	0.0543	102	0.16
Bromacil	µg/l	0.37 ± 0.0168	0.367 ± 0.106	0.0518	99.2	-0.06
Chloridazon	µg/l	0.323 ± 0.0189	0.368 ± 0.066	0.042	114	1.08
Chloridazon-desphenyl	µg/l	0.392 ± 0.0215	0.388 ± 0.058	0.0432	98.9	-0.10
Chloridazon-methyl-desphenyl	µg/l	0.805 ± 0.0343	0.92 ± 0.193	0.105	114	1.10
Clopyralid	µg/l	0.706 ± 0.0561	- ± -	0.176	-	-
Cyanazine	µg/l	0.623 ± 0.045	- ± -	0.0873	-	-
Dimethenamide	µg/l	0.201 ± 0.00949	0.202 ± 0.055	0.0201	101	0.06
Diuron	µg/l	0.195 ± 0.00956	0.223 ± 0.051	0.0253	115	1.12
Metolachlor	µg/l	0.151 ± 0.00462	0.153 ± 0.043	0.0227	101	0.09
N,N-Dimethylsulfamide (DMS)	µg/l	0.382 ± 0.0292	0.421 ± 0.118	0.0573	110	0.68
Nicosulfurone	µg/l	0.694 ± 0.0492	0.804 ± 0.145	0.173	116	0.64
Prometryn	µg/l	0.34 ± 0.00812	- ± -	0.0442	-	-

Parameter	Unit	Assigned value ± U (k=2)	Result ± U	Criterion	Recovery [%]	z-Score
Propazine	µg/l	0.723 ± 0.0266	0.725 ± 0.152	0.094	100	0.02
Sebuthylazine	µg/l	0.691 ± 0.0428	- ± -	0.0643	-	-
Simazine	µg/l	0.163 ± 0.0114	0.186 ± 0.035	0.0179	114	1.31
Terbuthylazine	µg/l	0.387 ± 0.0188	0.323 ± 0.065	0.0425	83.5	-1.50
Terbuthylazine-desethyl	µg/l	0.166 ± 0.0119	0.175 ± 0.03	0.0183	105	0.48
Terbutryn	µg/l	0.367 ± 0.0171	- ± -	0.0367	-	-

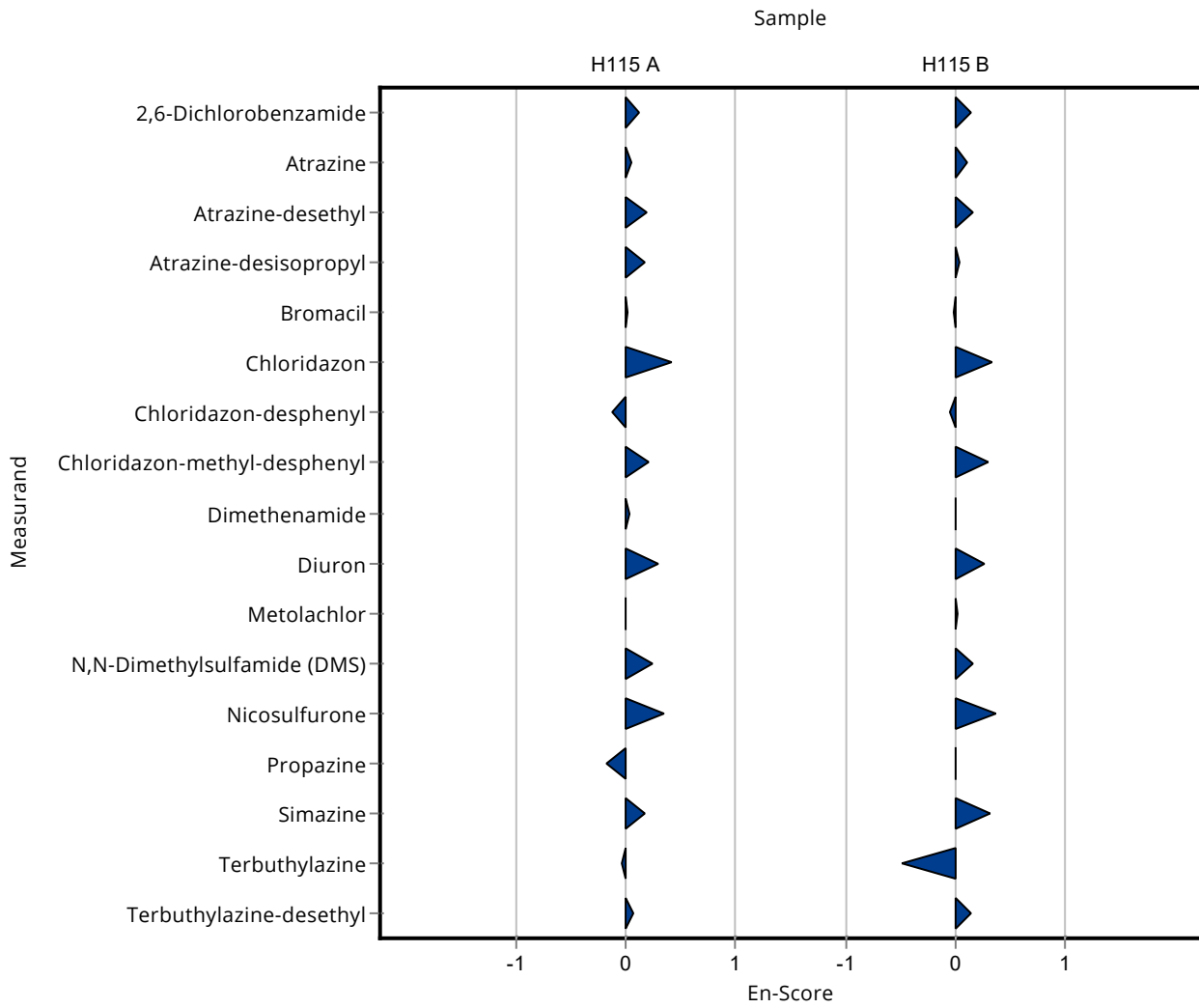


Sample: H115A

Parameter	Unit	Assigned value ± U (k=2)	Result ± U	Criterion	Recovery [%]	En-Score
2,6-Dichlorobenzamide	µg/l	0.782 ± 0.0372	0.824 ± 0.173	0.117	105	0.12
Alachlor	µg/l	0.424 ± 0.0275	- ± -	0.0508	-	-
Atrazine	µg/l	0.376 ± 0.014	0.387 ± 0.112	0.0414	103	0.05
Atrazine-desethyl	µg/l	0.863 ± 0.0646	0.935 ± 0.196	0.104	108	0.18
Atrazine-desethyl-desisopropyl	µg/l	0.474 ± 0.0623	- ± -	0.147	-	-
Atrazine-desisopropyl	µg/l	0.763 ± 0.0459	0.842 ± 0.236	0.107	110	0.17
Bromacil	µg/l	0.36 ± 0.0134	0.364 ± 0.106	0.0504	101	0.02
Chloridazon	µg/l	0.136 ± 0.0124	0.16 ± 0.029	0.0176	118	0.41
Chloridazon-desphenyl	µg/l	0.23 ± 0.0231	0.221 ± 0.033	0.0253	95.9	-0.13
Chloridazon-methyl-desphenyl	µg/l	0.75 ± 0.0255	0.819 ± 0.172	0.0975	109	0.20
Clopyralid	µg/l	0.263 ± 0.0205	- ± -	0.0656	-	-
Cyanazine	µg/l	0.306 ± 0.0189	- ± -	0.0428	-	-
Dimethenamide	µg/l	0.481 ± 0.0447	0.487 ± 0.131	0.0481	101	0.02
Diuron	µg/l	0.647 ± 0.0498	0.748 ± 0.172	0.0841	116	0.29
Metolachlor	µg/l	0.496 ± 0.0154	0.495 ± 0.138	0.0743	99.9	0.00
N,N-Dimethylsulfamide (DMS)	µg/l	0.19 ± 0.0158	0.221 ± 0.062	0.0285	116	0.25
Nicosulfurone	µg/l	0.305 ± 0.0313	0.35 ± 0.063	0.0764	115	0.34
Prometryn	µg/l	0.593 ± 0.0599	- ± -	0.0948	-	-
Propazine	µg/l	0.346 ± 0.0138	0.322 ± 0.068	0.045	93.1	-0.17
Sebuthylazine	µg/l	- ± -	- ± -	-	-	-
Simazine	µg/l	0.167 ± 0.00807	0.178 ± 0.034	0.0184	107	0.16
Terbuthylazine	µg/l	0.177 ± 0.00605	0.174 ± 0.035	0.0194	98.5	-0.04
Terbuthylazine-desethyl	µg/l	0.402 ± 0.0151	0.411 ± 0.07	0.0442	102	0.06
Terbutryn	µg/l	0.342 ± 0.0185	- ± -	0.0342	-	-

Sample: H115B

Parameter	Unit	Assigned value ± U (k=2)	Result ± U	Criterion	Recovery [%]	En-Score
2,6-Dichlorobenzamide	µg/l	0.38 ± 0.0147	0.404 ± 0.085	0.057	106	0.14
Alachlor	µg/l	0.82 ± 0.0367	- ± -	0.0984	-	-
Atrazine	µg/l	0.703 ± 0.0253	0.75 ± 0.218	0.0773	107	0.11
Atrazine-desethyl	µg/l	0.34 ± 0.0137	0.365 ± 0.077	0.0409	107	0.16
Atrazine-desethyl-desisopropyl	µg/l	0.637 ± 0.16	- ± -	0.197	-	-
Atrazine-desisopropyl	µg/l	0.388 ± 0.0166	0.397 ± 0.111	0.0543	102	0.04
Bromacil	µg/l	0.37 ± 0.0168	0.367 ± 0.106	0.0518	99.2	-0.01
Chloridazon	µg/l	0.323 ± 0.0189	0.368 ± 0.066	0.042	114	0.34
Chloridazon-desphenyl	µg/l	0.392 ± 0.0215	0.388 ± 0.058	0.0432	98.9	-0.04
Chloridazon-methyl-desphenyl	µg/l	0.805 ± 0.0343	0.92 ± 0.193	0.105	114	0.30
Clopyralid	µg/l	0.706 ± 0.0561	- ± -	0.176	-	-
Cyanazine	µg/l	0.623 ± 0.045	- ± -	0.0873	-	-
Dimethenamide	µg/l	0.201 ± 0.00949	0.202 ± 0.055	0.0201	101	0.01
Diuron	µg/l	0.195 ± 0.00956	0.223 ± 0.051	0.0253	115	0.28
Metolachlor	µg/l	0.151 ± 0.00462	0.153 ± 0.043	0.0227	101	0.02
N,N-Dimethylsulfamide (DMS)	µg/l	0.382 ± 0.0292	0.421 ± 0.118	0.0573	110	0.16
Nicosulfurone	µg/l	0.694 ± 0.0492	0.804 ± 0.145	0.173	116	0.38
Prometryn	µg/l	0.34 ± 0.00812	- ± -	0.0442	-	-
Propazine	µg/l	0.723 ± 0.0266	0.725 ± 0.152	0.094	100	0.01
Sebuthylazine	µg/l	0.691 ± 0.0428	- ± -	0.0643	-	-
Simazine	µg/l	0.163 ± 0.0114	0.186 ± 0.035	0.0179	114	0.33
Terbuthylazine	µg/l	0.387 ± 0.0188	0.323 ± 0.065	0.0425	83.5	-0.49
Terbuthylazine-desethyl	µg/l	0.166 ± 0.0119	0.175 ± 0.03	0.0183	105	0.14
Terbutryn	µg/l	0.367 ± 0.0171	- ± -	0.0367	-	-



E9. Methodenübersicht / Overview of methods

LabCode	Sample	2,6-Dichlorobenzamide	Alachlor	Atrazine	Atrazine-desethyl
LC0001	H115A	LC-MS/MS direct; DIN 38407-36	LC-MS/MS direct; DIN 38407-36	LC-MS/MS direct; DIN 38407-36	LC-MS/MS direct; DIN 38407-36
LC0002	H115A	LC-MS/MS;	LC-MS/MS;	LC-MS/MS;	LC-MS/MS;
LC0003	H115A	LC-MS/MS;	LC-MS/MS;	LC-MS/MS;	LC-MS/MS;
LC0004	H115A	GC-MS Screening;		LC-MS/MS direct;	LC-MS/MS direct;
LC0005	H115A		LC-MS/MS;	LC-MS/MS;	LC-MS/MS;
LC0006	H115A	LC (UV-detection); EN ISO 11369		LC (UV-detection); EN ISO 11369	LC (UV-detection); EN ISO 11369
LC0007	H115A			GC-MS/MS;	GC-MS/MS;
LC0008	H115A			GC-MS/MS;	GC-MS/MS;
LC0009	H115A	LC-MS/MS direct; DIN 38407-36; mod.		LC-MS/MS direct; DIN 38407-36; mod.	LC-MS/MS direct; DIN 38407-36; mod.
LC0010	H115A	LC-MS/MS direct; DIN 38407-36	LC-MS/MS direct; DIN 38407-36	LC-MS/MS direct; DIN 38407-36	LC-MS/MS direct; DIN 38407-36
LC0011	H115A	LC-MS/MS direct; DIN 38407-36	LC-MS/MS; DIN 38407-35	LC-MS/MS direct; DIN 38407-36	LC-MS/MS direct; DIN 38407-36
LC0012	H115A	LC-MS/MS direct;	LC-MS/MS direct;	LC-MS/MS direct;	LC-MS/MS direct;
LC0013	H115A	LC-MS/MS; DIN 38407-35	GC-MS (SPE-disks); EN 16693	GC-MS (SPE-disks); EN 16693	GC-MS (SPE-disks); EN 16693
LC0014	H115A	GC; EN ISO 10695	GC; EN ISO 10695	GC; EN ISO 10695	GC; EN ISO 10695
LC0015	H115A	LC-MS/MS direct; DIN 38407-36	LC-MS/MS direct; DIN 38407-36	LC-MS/MS direct; DIN 38407-36	LC-MS/MS direct; DIN 38407-36
LC0016	H115A	LC-MS/MS direct;		LC-MS/MS direct;	LC-MS/MS direct;
LC0017	H115A	LC-MS/MS direct; DIN 38407-36	LC-MS/MS direct; DIN 38407-36	LC-MS/MS direct; DIN 38407-36	LC-MS/MS direct; DIN 38407-36
LC0018	H115A	LC-MS/MS direct;		LC-MS/MS direct;	LC-MS/MS direct;
LC0019	H115A	LC-HRMS;	LC-HRMS;	LC-HRMS;	LC-HRMS;
LC0020	H115A			LC-MS/MS direct; DIN 38407-36; F36	LC-MS/MS direct; DIN 38407-36; F36
LC0021	H115A	LC-MS/MS direct; DIN 38407-36; F36		LC-MS/MS direct; DIN 38407-36; F36	LC-MS/MS direct; DIN 38407-36; F36

LabCode	Sample	Terbutylazine-desethyl	Atrazine-desisopropyl	Bromacil	Cyanazine
LC0001	H115A	LC-MS/MS direct; DIN 38407-36	LC-MS/MS direct; DIN 38407-36	LC-MS/MS direct; DIN 38407-36	LC-MS/MS direct; DIN 38407-36
LC0002	H115A	LC-MS/MS;	LC-MS/MS;	LC-MS/MS;	LC-MS/MS;
LC0003	H115A	LC-MS/MS;	LC-MS/MS;		
LC0004	H115A		LC-HRMS direct;		
LC0005	H115A	LC-MS/MS;	LC-MS/MS;		
LC0006	H115A	LC (UV-detection); EN ISO 11369	LC (UV-detection); EN ISO 11369		
LC0007	H115A	GC-MS/MS;	GC-MS/MS;		
LC0008	H115A	GC-MS/MS;	GC-MS/MS;		GC-MS/MS;
LC0009	H115A	LC-MS/MS direct; DIN 38407-36; mod.	LC-MS/MS direct; DIN 38407-36; mod.		LC-MS/MS direct; DIN 38407-36; mod.
LC0010	H115A	LC-MS/MS direct; DIN 38407-36	LC-MS/MS direct; DIN 38407-36	LC-MS/MS direct; DIN 38407-36	LC-MS/MS direct; DIN 38407-36
LC0011	H115A	LC-MS/MS direct; DIN 38407-36	LC-MS/MS direct; DIN 38407-36	LC-MS/MS direct; DIN 38407-36	
LC0012	H115A	LC-MS/MS direct;	LC-MS/MS direct;	LC-MS/MS direct;	LC-MS/MS direct;
LC0013	H115A	GC-MS (SPE-disks); EN 16693	GC-MS (SPE-disks); EN 16693	LC-MS/MS; DIN 38407-35	GC-MS (SPE- disks); EN 16693
LC0014	H115A	GC; EN ISO 10695			GC; EN ISO 10695
LC0015	H115A	LC-MS/MS direct; DIN 38407-36	LC-MS/MS direct; DIN 38407-36	LC-MS/MS direct; DIN 38407-36	LC-MS/MS direct; DIN 38407-36
LC0016	H115A	LC-MS/MS direct;	LC-MS/MS direct;		
LC0017	H115A	LC-MS/MS direct; DIN 38407-36	LC-MS/MS direct; DIN 38407-36	LC-MS/MS direct; DIN 38407-36	LC-MS/MS direct; DIN 38407-36
LC0018	H115A	LC-MS/MS direct;	LC-MS/MS direct;		
LC0019	H115A	LC-HRMS;	LC-HRMS;	LC-HRMS;	LC-HRMS;
LC0020	H115A		LC-MS/MS direct; DIN 38407-36; F36	LC-MS/MS direct; DIN 38407-36; F36	
LC0021	H115A	LC-MS/MS direct; DIN 38407-36; F36	LC-MS/MS direct; DIN 38407-36; F36	LC-MS/MS direct; DIN 38407-36; F36	

LabCode	Sample	Diuron	Metolachlor	Prometryn	Propazine
LC0001	H115A	LC-MS/MS direct; DIN 38407-36	LC-MS/MS direct; DIN 38407-36	LC-MS/MS direct; DIN 38407-36	LC-MS/MS direct; DIN 38407-36
LC0002	H115A	LC-MS/MS;	LC-MS/MS;	GC-MS/MS;	LC-MS/MS;
LC0003	H115A	LC-MS/MS;	LC-MS/MS;		
LC0004	H115A		LC-MS/MS direct;		
LC0005	H115A		LC-MS/MS;	LC-MS/MS;	LC-MS/MS;
LC0006	H115A	LC (UV-detection); EN ISO 11369	LC-MS/MS; house method		LC (UV-detection); EN ISO 11369
LC0007	H115A			GC-MS/MS;	GC-MS/MS;
LC0008	H115A				
LC0009	H115A	LC-MS/MS direct; DIN 38407-36; mod.	LC-MS/MS direct; DIN 38407-36; mod.	LC-MS/MS direct; DIN 38407-36; mod.	LC-MS/MS direct; DIN 38407-36; mod.
LC0010	H115A	LC-MS/MS direct; DIN 38407-36	LC-MS/MS direct; DIN 38407-36	LC-MS/MS direct; DIN 38407-36	LC-MS/MS direct; DIN 38407-36
LC0011	H115A	LC-MS/MS direct; DIN 38407-36	LC-MS/MS direct; DIN 38407-36		LC-MS/MS direct; DIN 38407-36
LC0012	H115A	LC-MS/MS direct;	LC-MS/MS direct;	LC-MS/MS direct;	LC-MS/MS direct;
LC0013	H115A	LC-MS/MS; DIN 38407-35	GC-MS (SPE-disks); EN 16693	GC-MS (SPE- disks); EN 16693	GC-MS (SPE- disks); EN 16693
LC0014	H115A	HPLC-MS;	GC; EN ISO 10695	GC; EN ISO 10695	GC; EN ISO 10695
LC0015	H115A	LC-MS/MS direct; DIN 38407-36	LC-MS/MS direct; DIN 38407-36	LC-MS/MS direct; DIN 38407-36	LC-MS/MS direct; DIN 38407-36
LC0016	H115A	LC-MS/MS direct;	LC-MS/MS direct;		LC-MS/MS direct;
LC0017	H115A	LC-MS/MS direct; DIN 38407-36	LC-MS/MS direct; DIN 38407-36	LC-MS/MS direct; DIN 38407-36	LC-MS/MS direct; DIN 38407-36
LC0018	H115A	LC-MS/MS direct;	LC-MS/MS direct;		
LC0019	H115A	LC-HRMS;	LC-HRMS;	LC-HRMS;	LC-HRMS;
LC0020	H115A	LC-MS/MS direct; DIN 38407-36; F36			LC-MS/MS direct; DIN 38407-36; F36
LC0021	H115A	LC-MS/MS direct; DIN 38407-36; F36	LC-MS/MS direct; DIN 38407-36; F36		LC-MS/MS direct; DIN 38407-36; F36

LabCode	Sample	Sebuthylazine	Simazine	Terbuthylazine	Terbutryn
LC0001	H115A	LC-MS/MS direct; DIN 38407-36	LC-MS/MS direct; DIN 38407-36	LC-MS/MS direct; DIN 38407-36	LC-MS/MS direct; DIN 38407-36
LC0002	H115A	LC-MS/MS;	LC-MS/MS;	LC-MS/MS;	LC-MS/MS;
LC0003	H115A		LC-MS/MS;	LC-MS/MS;	LC-MS/MS;
LC0004	H115A		GC-MS Screening;	LC-MS/MS direct;	GC-MS Screening;
LC0005	H115A		LC-MS/MS;	LC-MS/MS;	LC-MS/MS;
LC0006	H115A	LC (UV-detection); EN ISO 11369	LC (UV-detection); EN ISO 11369	LC (UV-detection); EN ISO 11369	
LC0007	H115A		GC-MS/MS;	GC-MS/MS;	GC-MS/MS;
LC0008	H115A		GC-MS/MS;	GC-MS/MS;	
LC0009	H115A	LC-MS/MS direct; DIN 38407-36; mod.	LC-MS/MS direct; DIN 38407-36; mod.	LC-MS/MS direct; DIN 38407-36; mod.	LC-MS/MS direct; DIN 38407-36; mod.
LC0010	H115A	LC-MS/MS direct; DIN 38407-36	LC-MS/MS direct; DIN 38407-36	LC-MS/MS direct; DIN 38407-36	LC-MS/MS direct; DIN 38407-36
LC0011	H115A	LC-MS/MS direct; DIN 38407-36	LC-MS/MS direct; DIN 38407-36	LC-MS/MS direct; DIN 38407-36	
LC0012	H115A		LC-MS/MS direct;	LC-MS/MS direct;	LC-MS/MS direct;
LC0013	H115A	GC-MS (SPE-disks); EN 16693	GC-MS (SPE- disks); EN 16693	GC-MS (SPE-disks); EN 16693	GC-MS (SPE- disks); EN 16693
LC0014	H115A	GC; EN ISO 10695	GC; EN ISO 10695	GC; EN ISO 10695	GC; EN ISO 10695
LC0015	H115A	LC-MS/MS direct; DIN 38407-36	LC-MS/MS direct; DIN 38407-36	LC-MS/MS direct; DIN 38407-36	LC-MS/MS direct; DIN 38407-36
LC0016	H115A		LC-MS/MS direct;	LC-MS/MS direct;	LC-MS/MS direct;
LC0017	H115A	LC-MS/MS direct; DIN 38407-36	LC-MS/MS direct; DIN 38407-36	LC-MS/MS direct; DIN 38407-36	LC-MS/MS direct; DIN 38407-36
LC0018	H115A		LC-MS/MS direct;	LC-MS/MS direct;	LC-MS/MS direct;
LC0019	H115A	LC-HRMS;	LC-HRMS;	LC-HRMS;	LC-HRMS;
LC0020	H115A	LC-MS/MS direct; DIN 38407-36; F36	LC-MS/MS direct; DIN 38407-36; F36	LC-MS/MS direct; DIN 38407-36; F36	
LC0021	H115A		LC-MS/MS direct; DIN 38407-36; F36	LC-MS/MS direct; DIN 38407-36; F36	

LabCode	Sample	Chloridazon	Chloridazon-desphenyl	Chloridazon-methyl-desphenyl	Atrazine-desethyl-desisopropyl
LC0001	H115A	LC-MS/MS direct; DIN 38407-36	LC-MS/MS direct; DIN 38407-36	LC-MS/MS direct; DIN 38407-36	LC-MS/MS direct; DIN 38407-36
LC0002	H115A	LC-MS/MS;	LC-MS/MS;	LC-MS/MS;	
LC0003	H115A	LC-MS/MS;			
LC0004	H115A		LC-HRMS direct;	GC-MS Screening;	
LC0005	H115A	LC-MS/MS;	LC-MS/MS;	LC-MS/MS;	LC-MS/MS;
LC0006	H115A	LC-MS/MS; house method	LC-MS/MS; house method	LC-MS/MS; house method	
LC0007	H115A				
LC0008	H115A	GC-MS/MS;			
LC0009	H115A	LC-MS/MS direct; DIN 38407-36; mod.	LC-MS/MS direct; DIN 38407-36; mod.	LC-MS/MS direct; DIN 38407-36; mod.	
LC0010	H115A	LC-MS/MS direct; DIN 38407-36	LC-MS/MS direct; DIN 38407-36	LC-MS/MS direct; DIN 38407-36	LC-MS/MS direct; DIN 38407-36
LC0011	H115A	LC-MS/MS; DIN 38407-35	LC-MS/MS; DIN 38407-35	LC-MS/MS; DIN 38407-35	LC-MS/MS; DIN 38407-35
LC0012	H115A	LC-MS/MS direct;	LC-MS/MS direct;	LC-MS/MS direct;	
LC0013	H115A	LC-MS/MS; DIN 38407-35	LC-MS/MS; DIN 38407-35	LC-MS/MS; DIN 38407-35	LC-MS/MS; DIN 38407-35
LC0014	H115A				
LC0015	H115A				
LC0016	H115A	LC-MS/MS direct;	LC-MS/MS direct;	LC-MS/MS direct;	
LC0017	H115A	LC-MS/MS direct; DIN 38407-36			
LC0018	H115A	LC-MS/MS direct;	LC-MS/MS direct;	LC-MS/MS direct;	
LC0019	H115A	LC-HRMS;	LC-HRMS;	LC-HRMS;	LC-HRMS;
LC0020	H115A		LC-MS/MS direct; DIN 38407-36; F36		
LC0021	H115A	LC-MS/MS direct; DIN 38407-36; F36	LC-MS/MS direct; DIN 38407-36; F36	LC-MS/MS direct; DIN 38407-36; F36	

LabCode	Sample	Nicosulfurone	Clopyralid	Dimethenamide	N,N-Dimethylsulfamide (DMS)
LC0001	H115A	LC-MS/MS direct; DIN 38407-36	LC-MS/MS direct; DIN 38407-36	LC-MS/MS direct; DIN 38407-36	LC-MS/MS direct; DIN 38407-36
LC0002	H115A	LC-MS/MS;	LC-MS/MS;	GC-MS/MS;	LC-MS/MS;
LC0003	H115A		LC-MS/MS;	LC-MS/MS;	
LC0004	H115A				
LC0005	H115A		LC-MS/MS;		
LC0006	H115A				LC-MS/MS; house method
LC0007	H115A				
LC0008	H115A				
LC0009	H115A	LC-MS/MS direct; DIN 38407-36; mod.		LC-MS/MS direct; DIN 38407-36; mod.	
LC0010	H115A	LC-MS/MS direct; DIN 38407-36	LC-MS/MS direct; DIN 38407-36	LC-MS/MS direct; DIN 38407-36	LC-MS/MS direct; DIN 38407-36
LC0011	H115A	LC-MS/MS direct; DIN 38407-36	LC-MS/MS; DIN 38407-35	LC-MS/MS direct; DIN 38407-36	LC-MS/MS; DIN 38407-35
LC0012	H115A	LC-MS/MS direct;			
LC0013	H115A	LC-MS/MS; DIN 38407-35	LC-MS/MS; DIN 38407-35	GC-MS (SPE-disks); EN 16693	LC-MS/MS; DIN 38407-35
LC0014	H115A				
LC0015	H115A	LC-MS/MS direct; DIN 38407-36		LC-MS/MS direct; DIN 38407-36	
LC0016	H115A	LC-MS/MS direct;		LC-MS/MS direct;	LC-MS/MS direct;
LC0017	H115A		LC-MS/MS direct; DIN 38407-36	LC-MS/MS direct; DIN 38407-36	
LC0018	H115A	LC-MS/MS direct;		LC-MS/MS direct;	LC-MS/MS direct;
LC0019	H115A	LC-HRMS;	LC-MS/MS;	LC-HRMS;	LC-MS/MS;
LC0020	H115A				
LC0021	H115A	LC-MS/MS direct; DIN 38407-36; F36		LC-MS/MS direct; DIN 38407-36; F36	LC-MS/MS direct; DIN 38407-36; F36

LabCode	Sample	2,6-Dichlorobenzamide	Alachlor	Atrazine	Atrazine-desethyl
LC0001	H115B	LC-MS/MS direct; DIN 38407-36	LC-MS/MS direct; DIN 38407-36	LC-MS/MS direct; DIN 38407-36	LC-MS/MS direct; DIN 38407-36
LC0002	H115B	LC-MS/MS;	LC-MS/MS;	LC-MS/MS;	LC-MS/MS;
LC0003	H115B	LC-MS/MS;	LC-MS/MS;	LC-MS/MS;	LC-MS/MS;
LC0004	H115B	GC-MS Screening;		LC-MS/MS direct;	LC-MS/MS direct;
LC0005	H115B		LC-MS/MS;	LC-MS/MS;	LC-MS/MS;
LC0006	H115B	LC (UV-detection); EN ISO 11369		LC (UV-detection); EN ISO 11369	LC (UV-detection); EN ISO 11369
LC0007	H115B			GC-MS/MS;	GC-MS/MS;
LC0008	H115B			GC-MS/MS;	GC-MS/MS;
LC0009	H115B	LC-MS/MS direct; DIN 38407-36; mod.		LC-MS/MS direct; DIN 38407-36; mod.	LC-MS/MS direct; DIN 38407-36; mod.
LC0010	H115B	LC-MS/MS direct; DIN 38407-36	LC-MS/MS direct; DIN 38407-36	LC-MS/MS direct; DIN 38407-36	LC-MS/MS direct; DIN 38407-36
LC0011	H115B	LC-MS/MS direct; DIN 38407-36	LC-MS/MS; DIN 38407-35	LC-MS/MS direct; DIN 38407-36	LC-MS/MS direct; DIN 38407-36
LC0012	H115B	LC-MS/MS direct;	LC-MS/MS direct;	LC-MS/MS direct;	LC-MS/MS direct;
LC0013	H115B	LC-MS/MS; DIN 38407-35	GC-MS (SPE-disks); EN 16693	GC-MS (SPE-disks); EN 16693	GC-MS (SPE-disks); EN 16693
LC0014	H115B	GC; EN ISO 10695	GC; EN ISO 10695	GC; EN ISO 10695	GC; EN ISO 10695
LC0015	H115B	LC-MS/MS direct; DIN 38407-36	LC-MS/MS direct; DIN 38407-36	LC-MS/MS direct; DIN 38407-36	LC-MS/MS direct; DIN 38407-36
LC0016	H115B	LC-MS/MS direct;		LC-MS/MS direct;	LC-MS/MS direct;
LC0017	H115B	LC-MS/MS direct; DIN 38407-36	LC-MS/MS direct; DIN 38407-36	LC-MS/MS direct; DIN 38407-36	LC-MS/MS direct; DIN 38407-36
LC0018	H115B	LC-MS/MS direct;		LC-MS/MS direct;	LC-MS/MS direct;
LC0019	H115B	LC-HRMS;	LC-HRMS;	LC-HRMS;	LC-HRMS;
LC0020	H115B			LC-MS/MS direct; DIN 38407-36; F36	LC-MS/MS direct; DIN 38407-36; F36
LC0021	H115B	LC-MS/MS direct; DIN 38407-36; F36		LC-MS/MS direct; DIN 38407-36; F36	LC-MS/MS direct; DIN 38407-36; F36

LabCode	Sample	Terbutylazine-desethyl	Atrazine-desisopropyl	Bromacil	Cyanazine
LC0001	H115B	LC-MS/MS direct; DIN 38407-36	LC-MS/MS direct; DIN 38407-36	LC-MS/MS direct; DIN 38407-36	LC-MS/MS direct; DIN 38407-36
LC0002	H115B	LC-MS/MS;	LC-MS/MS;	LC-MS/MS;	LC-MS/MS;
LC0003	H115B	LC-MS/MS;	LC-MS/MS;		
LC0004	H115B		LC-HRMS direct;		
LC0005	H115B	LC-MS/MS;	LC-MS/MS;		
LC0006	H115B	LC (UV-detection); EN ISO 11369	LC (UV-detection); EN ISO 11369		
LC0007	H115B	GC-MS/MS;	GC-MS/MS;		
LC0008	H115B	GC-MS/MS;	GC-MS/MS;		GC-MS/MS;
LC0009	H115B	LC-MS/MS direct; DIN 38407-36; mod.	LC-MS/MS direct; DIN 38407-36; mod.		LC-MS/MS direct; DIN 38407-36; mod.
LC0010	H115B	LC-MS/MS direct; DIN 38407-36	LC-MS/MS direct; DIN 38407-36	LC-MS/MS direct; DIN 38407-36	LC-MS/MS direct; DIN 38407-36
LC0011	H115B	LC-MS/MS direct; DIN 38407-36	LC-MS/MS direct; DIN 38407-36	LC-MS/MS direct; DIN 38407-36	
LC0012	H115B	LC-MS/MS direct;	LC-MS/MS direct;	LC-MS/MS direct;	LC-MS/MS direct;
LC0013	H115B	GC-MS (SPE-disks); EN 16693	GC-MS (SPE-disks); EN 16693	LC-MS/MS; DIN 38407-35	GC-MS (SPE- disks); EN 16693
LC0014	H115B	GC; EN ISO 10695			GC; EN ISO 10695
LC0015	H115B	LC-MS/MS direct; DIN 38407-36	LC-MS/MS direct; DIN 38407-36	LC-MS/MS direct; DIN 38407-36	LC-MS/MS direct; DIN 38407-36
LC0016	H115B	LC-MS/MS direct;	LC-MS/MS direct;		
LC0017	H115B	LC-MS/MS direct; DIN 38407-36	LC-MS/MS direct; DIN 38407-36	LC-MS/MS direct; DIN 38407-36	LC-MS/MS direct; DIN 38407-36
LC0018	H115B	LC-MS/MS direct;	LC-MS/MS direct;		
LC0019	H115B	LC-HRMS;	LC-HRMS;	LC-HRMS;	LC-HRMS;
LC0020	H115B		LC-MS/MS direct; DIN 38407-36; F36	LC-MS/MS direct; DIN 38407-36; F36	
LC0021	H115B	LC-MS/MS direct; DIN 38407-36; F36	LC-MS/MS direct; DIN 38407-36; F36	LC-MS/MS direct; DIN 38407-36; F36	

LabCode	Sample	Diuron	Metolachlor	Prometryn	Propazine
LC0001	H115B	LC-MS/MS direct; DIN 38407-36	LC-MS/MS direct; DIN 38407-36	LC-MS/MS direct; DIN 38407-36	LC-MS/MS direct; DIN 38407-36
LC0002	H115B	LC-MS/MS;	LC-MS/MS;	GC-MS/MS;	LC-MS/MS;
LC0003	H115B	LC-MS/MS;	LC-MS/MS;		
LC0004	H115B		LC-MS/MS direct;		
LC0005	H115B		LC-MS/MS;	LC-MS/MS;	LC-MS/MS;
LC0006	H115B	LC (UV-detection); EN ISO 11369	LC-MS/MS; house method		LC (UV-detection); EN ISO 11369
LC0007	H115B			GC-MS/MS;	GC-MS/MS;
LC0008	H115B				
LC0009	H115B	LC-MS/MS direct; DIN 38407-36; mod.	LC-MS/MS direct; DIN 38407-36; mod.	LC-MS/MS direct; DIN 38407-36; mod.	LC-MS/MS direct; DIN 38407-36; mod.
LC0010	H115B	LC-MS/MS direct; DIN 38407-36	LC-MS/MS direct; DIN 38407-36	LC-MS/MS direct; DIN 38407-36	LC-MS/MS direct; DIN 38407-36
LC0011	H115B	LC-MS/MS direct; DIN 38407-36	LC-MS/MS direct; DIN 38407-36		LC-MS/MS direct; DIN 38407-36
LC0012	H115B	LC-MS/MS direct;	LC-MS/MS direct;	LC-MS/MS direct;	LC-MS/MS direct;
LC0013	H115B	LC-MS/MS; DIN 38407-35	GC-MS (SPE-disks); EN 16693	GC-MS (SPE- disks); EN 16693	GC-MS (SPE- disks); EN 16693
LC0014	H115B	HPLC-MS;	GC; EN ISO 10695	GC; EN ISO 10695	GC; EN ISO 10695
LC0015	H115B	LC-MS/MS direct; DIN 38407-36	LC-MS/MS direct; DIN 38407-36	LC-MS/MS direct; DIN 38407-36	LC-MS/MS direct; DIN 38407-36
LC0016	H115B	LC-MS/MS direct;	LC-MS/MS direct;		LC-MS/MS direct;
LC0017	H115B	LC-MS/MS direct; DIN 38407-36	LC-MS/MS direct; DIN 38407-36	LC-MS/MS direct; DIN 38407-36	LC-MS/MS direct; DIN 38407-36
LC0018	H115B	LC-MS/MS direct;	LC-MS/MS direct;		
LC0019	H115B	LC-HRMS;	LC-HRMS;	LC-HRMS;	LC-HRMS;
LC0020	H115B	LC-MS/MS direct; DIN 38407-36; F36			LC-MS/MS direct; DIN 38407-36; F36
LC0021	H115B	LC-MS/MS direct; DIN 38407-36; F36	LC-MS/MS direct; DIN 38407-36; F36		LC-MS/MS direct; DIN 38407-36; F36

LabCode	Sample	Sebuthylazine	Simazine	Terbuthylazine	Terbutryn
LC0001	H115B	LC-MS/MS direct; DIN 38407-36	LC-MS/MS direct; DIN 38407-36	LC-MS/MS direct; DIN 38407-36	LC-MS/MS direct; DIN 38407-36
LC0002	H115B	LC-MS/MS;	LC-MS/MS;	LC-MS/MS;	LC-MS/MS;
LC0003	H115B		LC-MS/MS;	LC-MS/MS;	LC-MS/MS;
LC0004	H115B		GC-MS Screening;	LC-MS/MS direct;	GC-MS Screening;
LC0005	H115B		LC-MS/MS;	LC-MS/MS;	LC-MS/MS;
LC0006	H115B	LC (UV-detection); EN ISO 11369	LC (UV-detection); EN ISO 11369	LC (UV-detection); EN ISO 11369	
LC0007	H115B		GC-MS/MS;	GC-MS/MS;	GC-MS/MS;
LC0008	H115B		GC-MS/MS;	GC-MS/MS;	
LC0009	H115B	LC-MS/MS direct; DIN 38407-36; mod.	LC-MS/MS direct; DIN 38407-36; mod.	LC-MS/MS direct; DIN 38407-36; mod.	LC-MS/MS direct; DIN 38407-36; mod.
LC0010	H115B	LC-MS/MS direct; DIN 38407-36	LC-MS/MS direct; DIN 38407-36	LC-MS/MS direct; DIN 38407-36	LC-MS/MS direct; DIN 38407-36
LC0011	H115B	LC-MS/MS direct; DIN 38407-36	LC-MS/MS direct; DIN 38407-36	LC-MS/MS direct; DIN 38407-36	
LC0012	H115B		LC-MS/MS direct;	LC-MS/MS direct;	LC-MS/MS direct;
LC0013	H115B	GC-MS (SPE-disks); EN 16693	GC-MS (SPE- disks); EN 16693	GC-MS (SPE-disks); EN 16693	GC-MS (SPE- disks); EN 16693
LC0014	H115B	GC; EN ISO 10695	GC; EN ISO 10695	GC; EN ISO 10695	GC; EN ISO 10695
LC0015	H115B	LC-MS/MS direct; DIN 38407-36	LC-MS/MS direct; DIN 38407-36	LC-MS/MS direct; DIN 38407-36	LC-MS/MS direct; DIN 38407-36
LC0016	H115B		LC-MS/MS direct;	LC-MS/MS direct;	LC-MS/MS direct;
LC0017	H115B	LC-MS/MS direct; DIN 38407-36	LC-MS/MS direct; DIN 38407-36	LC-MS/MS direct; DIN 38407-36	LC-MS/MS direct; DIN 38407-36
LC0018	H115B		LC-MS/MS direct;	LC-MS/MS direct;	LC-MS/MS direct;
LC0019	H115B	LC-HRMS;	LC-HRMS;	LC-HRMS;	LC-HRMS;
LC0020	H115B	LC-MS/MS direct; DIN 38407-36; F36	LC-MS/MS direct; DIN 38407-36; F36	LC-MS/MS direct; DIN 38407-36; F36	
LC0021	H115B		LC-MS/MS direct; DIN 38407-36; F36	LC-MS/MS direct; DIN 38407-36; F36	

LabCode	Sample	Chloridazon	Chloridazon-desphenyl	Chloridazon-methyl-desphenyl	Atrazine-desethyl-desisopropyl
LC0001	H115B	LC-MS/MS direct; DIN 38407-36	LC-MS/MS direct; DIN 38407-36	LC-MS/MS direct; DIN 38407-36	LC-MS/MS direct; DIN 38407-36
LC0002	H115B	LC-MS/MS;	LC-MS/MS;	LC-MS/MS;	
LC0003	H115B	LC-MS/MS;			
LC0004	H115B		LC-HRMS direct;	GC-MS Screening;	
LC0005	H115B	LC-MS/MS;	LC-MS/MS;	LC-MS/MS;	LC-MS/MS;
LC0006	H115B	LC-MS/MS; house method	LC-MS/MS; house method	LC-MS/MS; house method	
LC0007	H115B				
LC0008	H115B	GC-MS/MS;			
LC0009	H115B	LC-MS/MS direct; DIN 38407-36; mod.	LC-MS/MS direct; DIN 38407-36; mod.	LC-MS/MS direct; DIN 38407-36; mod.	
LC0010	H115B	LC-MS/MS direct; DIN 38407-36	LC-MS/MS direct; DIN 38407-36	LC-MS/MS direct; DIN 38407-36	LC-MS/MS direct; DIN 38407-36
LC0011	H115B	LC-MS/MS; DIN 38407-35	LC-MS/MS; DIN 38407-35	LC-MS/MS; DIN 38407-35	LC-MS/MS; DIN 38407-35
LC0012	H115B	LC-MS/MS direct;	LC-MS/MS direct;	LC-MS/MS direct;	
LC0013	H115B	LC-MS/MS; DIN 38407-35	LC-MS/MS; DIN 38407-35	LC-MS/MS; DIN 38407-35	LC-MS/MS; DIN 38407-35
LC0014	H115B				
LC0015	H115B				
LC0016	H115B	LC-MS/MS direct;	LC-MS/MS direct;	LC-MS/MS direct;	
LC0017	H115B	LC-MS/MS direct; DIN 38407-36			
LC0018	H115B	LC-MS/MS direct;	LC-MS/MS direct;	LC-MS/MS direct;	
LC0019	H115B	LC-HRMS;	LC-HRMS;	LC-HRMS;	LC-HRMS;
LC0020	H115B		LC-MS/MS direct; DIN 38407-36; F36		
LC0021	H115B	LC-MS/MS direct; DIN 38407-36; F36	LC-MS/MS direct; DIN 38407-36; F36	LC-MS/MS direct; DIN 38407-36; F36	

LabCode	Sample	Nicosulfurone	Clopyralid	Dimethenamide	N,N-Dimethylsulfamide (DMS)
LC0001	H115B	LC-MS/MS direct; DIN 38407-36	LC-MS/MS direct; DIN 38407-36	LC-MS/MS direct; DIN 38407-36	LC-MS/MS direct; DIN 38407-36
LC0002	H115B	LC-MS/MS;	LC-MS/MS;	GC-MS/MS;	LC-MS/MS;
LC0003	H115B		LC-MS/MS;	LC-MS/MS;	
LC0004	H115B				
LC0005	H115B		LC-MS/MS;		
LC0006	H115B				LC-MS/MS; house method
LC0007	H115B				
LC0008	H115B				
LC0009	H115B	LC-MS/MS direct; DIN 38407-36; mod.		LC-MS/MS direct; DIN 38407-36; mod.	
LC0010	H115B	LC-MS/MS direct; DIN 38407-36	LC-MS/MS direct; DIN 38407-36	LC-MS/MS direct; DIN 38407-36	LC-MS/MS direct; DIN 38407-36
LC0011	H115B	LC-MS/MS direct; DIN 38407-36	LC-MS/MS; DIN 38407-35	LC-MS/MS direct; DIN 38407-36	LC-MS/MS; DIN 38407-35
LC0012	H115B	LC-MS/MS direct;			
LC0013	H115B	LC-MS/MS; DIN 38407-35	LC-MS/MS; DIN 38407-35	GC-MS (SPE-disks); EN 16693	LC-MS/MS; DIN 38407-35
LC0014	H115B				
LC0015	H115B	LC-MS/MS direct; DIN 38407-36		LC-MS/MS direct; DIN 38407-36	
LC0016	H115B	LC-MS/MS direct;		LC-MS/MS direct;	LC-MS/MS direct;
LC0017	H115B		LC-MS/MS direct; DIN 38407-36	LC-MS/MS direct; DIN 38407-36	
LC0018	H115B	LC-MS/MS direct;		LC-MS/MS direct;	LC-MS/MS direct;
LC0019	H115B	LC-HRMS;	LC-MS/MS;	LC-HRMS;	LC-MS/MS;
LC0020	H115B				
LC0021	H115B	LC-MS/MS direct; DIN 38407-36; F36		LC-MS/MS direct; DIN 38407-36; F36	LC-MS/MS direct; DIN 38407-36; F36