

**Proficiency Testing Scheme für die  
Wasseranalytik - Realproben  
AZ9 Arzneimittel, Industriechemikalien und  
Zuckerersatzstoffe**

**Proficiency Testing Scheme for Water  
Analysis - natural water samples  
AZ9 Pharmaceuticals, industrial chemicals and  
artificial sweeteners**

**BERICHT / REPORT**

Probenversand / Sample dispatch: 15.03.2022

**Ausgabe/Edition 1: 19.04.2022**

Dieser Report umfasst 316 Seiten.  
This report comprises 316 pages.

Durchführung gemäß Verfahren VA\_1004\_PT\_CA (2021-01-25).  
In accordance with the procedure VA\_1004\_PT\_CA (2021-01-25).



**Anbieter der Eignungsprüfung / Provider of the proficiency test:**

**Anschrift / Address:** Umweltbundesamt GmbH  
Spittelauer Lände 5  
1090 Vienna/Austria

**E-Mail:** [ringversuche@umweltbundesamt.at](mailto:ringversuche@umweltbundesamt.at)

**Tel:** +43 (0) 1 31304 4334

**Website deutsch:** [www.umweltbundesamt.at/ringversuche](http://www.umweltbundesamt.at/ringversuche)  
[www.imatest.at](http://www.imatest.at)

**Website english:** <https://www.umweltbundesamt.at/en/proficiency-testing>  
[www.imatest.eu](http://www.imatest.eu)

**Koordination und technische Leitung Eignungsprüfungen / coordinator and technical management:**

Dipl.-Ing. Monika Denner

**Verantwortlich für die Durchführung der Eignungsprüfungsrunde / Responsible for the implementation of this proficiency test:**

Dipl.-Ing. Johannes Urteil, Martha Schmid MSc unter Mitarbeit von Mag. Vito Satrapa  
Tel.: +43 (0) 1 31304 4334

**Verantwortlich für die Freigabe des Berichts / Responsible for authorizing the report:**

Dipl.-Ing. Monika Denner

Leitung Eignungsprüfungen für den Bereich chemische Analytik / Management for proficiency tests for chemical analysis

## Inhaltsverzeichnis / Table of Contents

D1. Beschreibung des Ringversuchs.....	5
D1.1.  Ausgestaltung und Durchführung .....	5
D1.2.  Beschreibung der Prüfgegenstände .....	5
D1.3.  Anweisungen für die Teilnehmenden.....	6
D1.4.  Kontrollanalytik zur Bewertung der Homogenität .....	6
D1.5.  Trendtest zur Bewertung der Stabilität.....	6
D1.6.  Ermittlung des zugewiesenen Wertes.....	7
D2. Kriterien der Leistungsbewertung .....	8
D2.1.  Leistungskriterium z-Score.....	8
D2.2.  Leistungskriterium E <sub>n</sub> -Score .....	8
D2.3.  Leistungsbewertung z-Score und E <sub>n</sub> -Score.....	9
D3. Darstellung und Interpretation der Messergebnisse.....	9
D4. Anmerkungen zur Auswertung.....	10
D5. Erläuterung zu Tabellen und Grafiken .....	11
D5.1.  Angaben und Abkürzungen in Tabellen.....	11
D5.2.  Graphische Darstellung der Ergebnisse .....	14
D6. Zusammenfassung .....	17
D6.1.  Tabelle der zugewiesenen Werte .....	17
D6.2.  Zusammenfassung der ausreißerbereinigten Ringversuchsergebnisse ..	18
E1. Description of the proficiency test .....	20
E1.1.  Design and implementation .....	20
E1.2.  Description of the proficiency test items .....	20
E1.3.  Instructions for the participants.....	20
E1.4.  Control testing for homogeneity evaluation.....	21
E1.5.  Trend test for stability evaluation .....	21
E1.6.  Determination of the assigned values.....	22
E2. Criteria of performance evaluation .....	23
E2.1.  Performance criterion z-Score .....	23
E2.2.  Performance criterion E <sub>n</sub> -Score .....	23
E2.3.  Performance evaluation z-Score and E <sub>n</sub> -Score .....	24
E3. Representation and interpretation of measurement results.....	24
E4. Explanatory notes .....	25

E5. Annotations on tables and charts .....	26
E5.1. Information and abbreviations in tables .....	26
E5.2. Graphical presentation of results .....	29
E6. Summary .....	32
E6.1. Table of assigned values .....	32
E6.2. Summary of results, after removal of outliers.....	33
E7. Parameterorientierte Auswertung / Parameter oriented report.....	35
E8. Labororientierte Auswertung / Laboratory oriented report.....	184
E9. Methodenübersicht / Overview of methods .....	309

## D1. Beschreibung des Ringversuchs

### D1.1. Ausgestaltung und Durchführung

- Anzahl der Anmeldungen: 21
- Anzahl der übermittelten Datensätze: 20
- Probenversand: 15.03.2022
- Einsendeschluss der Daten: 12.04.2022

Die Ergebnisabgabe erfolgte auf elektronischem Weg mittels passwortgeschützter Online-Dateneingabe. Beim Abschluss der Dateneingabe bestätigten die Teilnehmenden die vollständige und korrekte Eingabe aller Daten und die Freigabe der Ergebnisse zur Auswertung.

Zur Anonymisierung der Ergebnisse wurde jedem Labor willkürlich ein Laborcode zugeteilt.

### D1.2. Beschreibung der Prüfgegenstände

Die Probenahme von Oberflächenwasser und von gereinigtem Abwasser erfolgte am 10.03.2022. Das Probenmaterial umfasste:

- 1 Probe Oberflächenwasser (AZ9 A)
- 1 Probe gereinigtes Abwasser (AZ9 B)

Alle Proben wurden anschließend bis zur weiteren Verarbeitung gekühlt gelagert (4 +/- 3°C). Die o.a. Proben wurden bei 40 µm filtriert und im Rührkessel zusätzlich mit einzelnen Substanzen dotiert.

Das Abfüllen der Proben erfolgte unter ständigem Rühren (Rührkessel). Die Stabilisierung erfolgte durch Kühlung bzw. durch Zusatz von Natriumazid.

Die homogenen Prüfgegenstände wurden am 15.03.2022 verschickt.

Jedes Teilnehmerlabor erhielt:

- 2 Proben zu je 2000 ml, abgefüllt in jeweils 2 x 1000 ml Alu-Flaschen

### **D1.3. Anweisungen für die Teilnehmenden**

Aus Stabilitätsgründen wurde empfohlen bis spätestens 23.03.2022 mit den Analysen zu beginnen.

Den Teilnehmenden stand die Wahl der Analysenmethode bzw. der verwendeten Norm frei, welche mit ihrem Routineverfahren übereinstimmen sollte. Eine Übersicht der angewendeten Methoden findet sich unter E9.

### **D1.4. Kontrollanalytik zur Bewertung der Homogenität**

Im Zuge der Abfüllung wurden zu willkürlichen Zeitpunkten mehrere Aliquote pro Probe zur Kontrollanalytik entnommen.

Es wurden für die A- bzw. B-Probe jeweils n=5 Kontrollproben sowie n=1 undotierte Realprobe dem Labor zur Analyse übergeben.

Alle Parameter wurden in der Prüfstelle am Umweltbundesamt (Prüfstelle für Umwelt-, GVO- & Treibstoffanalytik) zeitnah zum Probenversand analysiert.

Im Zuge der Auswertung wurde die relative Standardabweichung zwischen den Kontrollprobenabfüllungen bewertet und mit der Vergleichsstandardabweichung beim aktuellen Ringversuch verglichen.

Die Ergebnisse der Kontrollanalytik sind in der parameterorientierten Auswertung (E7) in Form von Mittelwerten  $\pm$  Messunsicherheit als Kontrollwert (control test value)  $\pm$  U gelistet (jeweils angegeben als erweiterte Messunsicherheit, k=2).

### **D1.5. Trendtest zur Bewertung der Stabilität**

Die Bewertung der Stabilität der Prüfgegenstände (Realproben) erfolgte auf Basis der Datenstatistik aus den vergangenen Runden für Realproben im Zeitraum 2013 bis 2021.

Um die ausreichende Stabilität der Prüfgegenstände der aktuellen Eignungsprüfungsrunde bis zum Abgabetermin zu überprüfen, wurde die Darstellung der Ergebnisse der Teilnehmenden nach Analysendatum ausgewertet und auf systematische Trends geprüft (unauffällig). Durch Darstellung der Ergebnisse der Teilnehmenden nach Abfüllreihenfolge wurde auf das Vorliegen möglicher systematischer Trends der Ergebnisse geprüft (unauffällig).

Aufgrund der bisherigen Erfahrungen und aufgrund der Bewertungsgrundlagen der aktuellen Eignungsprüfungsrunde gilt die Stabilität der Prüfgegenstände im empfohlenen Zeitraum für die Analyse bis zum Abgabeschluss als gewährleistet.

#### **D1.6. Ermittlung des zugewiesenen Wertes**

Die Ergebnisse der Analysen mussten spätestens bis zum 12.04.2022 beim Veranstalter vorliegen. Später eingehende Werte wurden nicht berücksichtigt.

Im Zuge der Plausibilitätsprüfung der Daten (z.B. Check korrekte Einheiten, Messunsicherheitsangabe, ...) wurden die Teilnehmenden mit auffälligen Ergebnissen zum erneuten Datencheck der Eingabe und um Rückmeldung binnen 24 h aufgefordert.

Nach Abschluss der Plausibilitätsprüfung, wurde der Ausreißertest nach Hampel durchgeführt und die Ausreißer ermittelt. Die von diesem Test auffällig eingestuft Werte wurden in der Auswertung gekennzeichnet („H“). In begründeten Fällen, z.B. wenn der Ausreißertest nach Hampel nicht anwendbar ist (z.B. Ergebnisse liegen sehr eng beieinander oder überwiegend selber Zahlenwert bzw. bei wenig abgegebenen Daten mit sehr hoher Streuung), kann eine Ausreißereliminierung nach weiteren Kriterien erfolgen (z.B. Dean- und Dixon Test bzw. manuelle Ausreißerdefinition aufgrund Expertenbefund). Diese Vorgangsweise wird nach Anwendung unter Punkt D4 des Berichts dokumentiert.

Die weitere Auswertung erfolgte gemäß ISO 5725-2. Eine statistische Auswertung der Ringversuchsdaten erfolgte erst ab zumindest 6 gültigen, numerischen Ergebnissen pro Parameter. Ergebnisse kleiner Bestimmungs- oder Nachweisgrenze wurden bei den Berechnungen nicht berücksichtigt.

Der zugewiesene Wert wird im Normalfall jeweils als der ausreißerbereinigte Mittelwert über alle übermittelten Ergebnisse gebildet.

Bei sehr hohen Streuungen der Ergebnisse der Teilnehmenden von über 50 % oder bei mangelhafter Rückführbarkeit der statistischen Kenndaten aus den ausreißerbereinigten Ergebnissen der Teilnehmenden auf den Mittelwert des Kontrolllabores bzw. einer zu geringen Anzahl an ausreißerbereinigten Ergebnissen über die Gruppe der akkreditierten Labore, kann die Situation auftreten, dass kein zugewiesener Wert für den aktuellen Ringversuch festgelegt werden kann und daher keine Bewertung der Ergebnisse der Teilnehmenden für diesen Parameter möglich ist. Ein entsprechender Hinweis wird im Bericht unter E7 bei der informativen Auswertung angebracht. Im Rahmen der internen Qualitätssicherung der Teilnehmenden kann ein Vergleich mit den Ergebnissen des Kontrolllabors durchgeführt werden. Diese

Vorgehensweise wird bei Anwendung jeweils parameter- und probenbezogen unter Punkt D4 des Berichts dokumentiert.

## D2. Kriterien der Leistungsbewertung

### D2.1. Leistungskriterium z-Score

Als Basis zur Berechnung der Wiederfindungsraten sowie der z-Scores wurde der ausreißerbereinigte Mittelwert über alle übermittelten Ergebnisse herangezogen.

Die Ermittlung der z-Scores erfolgte gemäß nachfolgender Formel:

$$z - score = \frac{x_i - \bar{X}}{\text{Kriterium}}$$

Dabei ist:

$x_i$	Messergebnis des teilnehmenden Labors
$\bar{X}$	zugewiesener Wert Sollwert für die Leistungsbewertung der Teilnehmenden (angegeben auf 3 signifikante Stellen); im Regelfall: ausreißerbereinigter Mittelwert der Ergebnisse der Teilnehmenden. Eine davon abweichende Vorgehensweise wird unter Punkt D4 des Berichts beschrieben.
<i>Kriterium</i>	Vergleichsstandardabweichung berechnet aus den Statistiken für reale Wasserproben der vorangegangenen Runden im Zeitraum 2013 bis 2021 (RSDpooled) bzw. aus den ausreißerbereinigten Ergebnissen der Teilnehmenden (sR) des aktuellen Ringversuchs (falls noch weniger als 6 vorangegangene Runden für A und B-Proben vorlagen). In begründeten Fällen (z.B. Ergebnisse Realproben nahe an Mindestbestimmungsgrenze oder regulatorischer Vorgaben) erfolgt die Festlegung nach Expertenbefund und die Vorgangsweise wird unter Punkt D4 des Berichts beschrieben.

### D2.2. Leistungskriterium E<sub>n</sub>-Score

Für die realen Wasserproben erfolgen seit 2019 zusätzliche Bewertungen unter Einbeziehung der erweiterten Messunsicherheiten der Teilnehmenden und der erweiterten Messunsicherheit des zugewiesenen Wertes, gemäß E<sub>n</sub>-Score. Diese Auswertungen werden für die Teilnehmenden im Bericht unter Punkt E8, jeweils im Anschluss an die z-Score Auswertung dargestellt.

Die Ermittlung der E<sub>n</sub>-Scores erfolgte gemäß nachfolgender Formel:



$$E_n - score = \frac{x_i - \bar{X}}{\sqrt{U(x_i)^2 + U(\bar{X})^2}}$$

Dabei ist:

$x_i$	Messergebnis des teilnehmenden Labors
$\bar{X}$	zugewiesener Wert Sollwert für die Leistungsbewertung der Teilnehmenden (angegeben auf 3 signifikante Stellen); im Regelfall: ausreißerbereinigter Mittelwert der Ergebnisse der Teilnehmenden. Eine davon abweichende Vorgehensweise wird unter Punkt D4 des Berichts beschrieben.
$U(x_i)$	erweiterte Messunsicherheit des Messergebnisses (Ergebnisse der Teilnehmenden), $k=2$
$U(\bar{X})$	erweiterte Messunsicherheit des zugewiesenen Wertes, $k=2$

### D2.3. Leistungsbewertung z-Score und E<sub>n</sub>-Score

#### Interpretation der z-Scores:

- $|z\text{-Score}| \leq 2.0$  Ergebnis gut
- $2.0 < |z\text{-Score}| < 3.0$  Ergebnis fragwürdig
- $|z\text{-Score}| \geq 3.0$  Ergebnis nicht zufriedenstellend

Hinweis: Bei der Bewertung mittels z-Score wird die Messunsicherheit der Teilnehmenden nicht mitberücksichtigt. Der Vergleich der Abweichung zum zugewiesenen Wert erfolgt über das Kriterium.

#### Interpretation der E<sub>n</sub>-Scores:

- $|E_n\text{-Score}| \leq 1.0$  zufriedenstellende Leistung
- $|E_n\text{-Score}| > 1.0$  nicht zufriedenstellende Leistung

Hinweis: Bei der Bewertung mittels E<sub>n</sub>-Score erfolgt die Berücksichtigung der erweiterten Messunsicherheiten der Teilnehmenden und des zugewiesenen Wertes.  $|E_n\text{-Score}| > 1.0$  können darauf hinweisen, dass die Unsicherheitsschätzungen überprüft oder ein Messproblem korrigiert werden muss.

## D3. Darstellung und Interpretation der Messergebnisse

In der parameterorientierten Auswertung ist eine tabellarische Übersicht mit den Messergebnissen inklusive der Unsicherheit ( $\pm U$ ), der Wiederfindung zum zugewiesenen Wert und dem berechneten z-Score dargestellt. Weiterhin werden unter

Anmerkungen die Ausreißer gekennzeichnet. Die in der Tabelle angeführten Ergebnisse werden auch grafisch dargestellt.

In der labororientierten Auswertung werden pro Labor in anonymisierter Form die Ergebnisse der einzelnen Labore als Messergebnis  $\pm U$  sowie die Wiederfindungen und die ermittelten z-Scores bezugnehmend auf das Kriterium dargestellt. Weiters werden die  $E_n$ -Scores unter Berücksichtigung der erweiterten Unsicherheiten in unabhängigen Tabellen ausgegeben. Die labororientierten Auswertungen enthalten jeweils die Bewertungsgrundlagen wie zugewiesener Wert samt erweiterter Messunsicherheit sowie das Kriterium.

Eine Erläuterung zu den Tabellen und Grafiken kann Punkt D5 entnommen werden.

#### **D4. Anmerkungen zur Auswertung**

Wie unter Punkt D2 ersichtlich, können die z-Scores auch unter Einbeziehung der Vergleichsstandardabweichung der ausreißerbereinigten Ergebnisse der Teilnehmenden des aktuellen Ringversuchs berechnet werden. Das kann zur Folge haben, dass es bei Parametern mit hoher Ergebnisstreuung dazu kommen kann, dass der Bereich z-Score -2 bis z-Score +2 einen ungewöhnlich hohen Wiederfindungsbereich abdeckt. Umgekehrt führt eine sehr geringe Streuung der Ergebnisse der Teilnehmenden dazu, dass z-Score -2 bis z-Score +2 einen ungewöhnlich kleinen Wiederfindungsbereich abdeckt.

Die Wiederfindungsrate wird unabhängig von der Streuung der Ergebnisse, als prozentuelle Abweichung vom zugewiesenen Wert berechnet und sollte bei der Bewertung von Ergebnissen im Rahmen des internen Qualitätsmanagementsystems der teilnehmenden Labore berücksichtigt werden.

Als Ergebnis einer Langzeitauswertung über aktuell 9 Eignungsprüfungsrunden (2013–2021) in Realproben wurden Kriterien (RSDpool) zur Ergebnisbewertung berechnet. Diese wurden im Zuge der Auswertung den relativen Vergleichsstandardabweichungen (vR) des aktuellen Ringversuchs gegenübergestellt.

Parameter 4-Formylaminoantipyrin, 10,11-Dihydro-10,11-Dihydroxycarbamazepin, Amidotrizoesäure, Atenolol, Benzotriazol, Cyclamat, Diazepam, Iopamidol, Metoprolol, Saccharin, Sucralose, Sulfamethoxazol bei Probe AZ9 A und Parameter 10,11-Dihydro-10,11-Dihydroxycarbamazepin, 4-Formylaminoantipyrin, Amidotrizoesäure, Atenolol, Benzotriazol, Cyclamat, Diazepam, Diclofenac, Iopamidol, Metoprolol, Saccharin, Sotalol, Sucralose, Sulfamethoxazol bei Probe AZ9 B: Bei diesen Parametern erfolgt die Berechnung der Scores nach D2.

Parameter 4-Acetylaminoantipyrin, Acesulfam, Carbamazepin, Ibuprofen, Sotalol, bei Probe AZ9 A und Parameter Acesulfam, Bisoprolol, Carbamazepin, Ibuprofen bei Probe AZ9 B: Die auf Basis der Ergebnisse der Teilnehmenden berechneten Sollwerte lagen außerhalb der Messunsicherheit des Kontrollwertes und es ist über das Kontrolllabor keine Rückführbarkeit möglich. Der zugewiesene Wert wurde daher über die ausreißerbereinigten Mittelwerte aus der Gruppe der akkreditierten Teilnehmenden berechnet.

Parameter Diclofenac bei Probe AZ9 A: Für diesen Parameter wurde die relative Vergleichsstandardabweichung (vR) des aktuellen Ringversuches von 23 % für die Bewertung gewählt.

Parameter Ibuprofen bei Probe AZ9 A und Parameter Bisoprolol Probe AZ9 B: Für diese Parameter wurden die relativen Vergleichsstandardabweichungen (vR) der Gruppe der akkreditierten Teilnehmenden von 5 % bei Ibuprofen Probe AZ9 A und 30 % bei Bisoprolol Probe AZ9 B für die Bewertung gewählt.

Parameter Bisoprolol bei Probe AZ9 A und Parameter 4-Acetylaminoantipyrin bei Probe AZ9 B: Die auf Basis der Ergebnisse der Teilnehmenden berechneten Sollwerte lagen außerhalb der Messunsicherheit des Kontrollwertes und es ist über das Kontrolllabor keine Rückführbarkeit möglich. Da weniger als 6 ausreißerbereinigte Ergebnisse der akkreditierten Labore vorlagen, konnte kein zugewiesener Wert festgelegt werden. Zu Ihrer Information finden Sie den Mittelwert über jeweils 5 akkreditierte Labore +/- Messunsicherheit (k=2) im Bericht angeführt. Dieser kann im Rahmen der internen Qualitätssicherung (QS) als Vergleichswert herangezogen werden.

## D5. Erläuterung zu Tabellen und Grafiken

### D5.1. Angaben und Abkürzungen in Tabellen

Parameter	Allgemeine Bezeichnung des Analysenparameters
Probe	Bezeichnung der übermittelten Probe
Einheit	Vorgegebene Einheit für Messwert und Ergebnisunsicherheit (z.B. µg/l)
Zugewiesener Wert	Sollwert für die Leistungsbewertung der Teilnehmenden (angegeben auf 3 signifikante Stellen)
U (k=2)	erweiterte Unsicherheit (k=2) des zugewiesenen Wertes, (angegeben auf 3 signifikante Stellen)
Kriterium	Vorgabewert zur Ermittlung des z-Scores in der angegebenen Einheit (angegeben auf 3 signifikante Stellen)

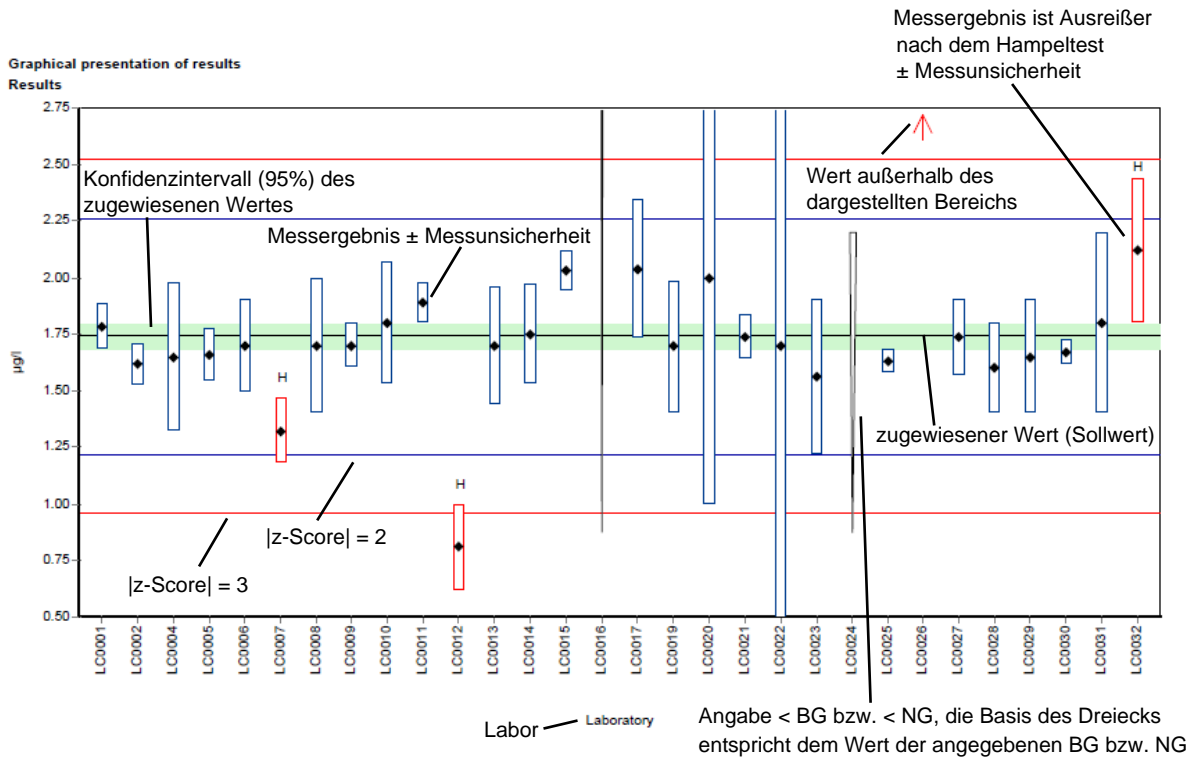
Kriterium [%]	Vorgabewert zur Ermittlung des z-Scores in % des zugewiesenen Wertes (angegeben auf 2 signifikante Stellen)
Mittelwert	Ausreißerbereinigter Mittelwert über die Ergebnisse der Teilnehmenden (angegeben auf 3 signifikante Stellen)
VB (99%)	99 % Vertrauensbereich (angegeben auf 3 signifikante Stellen)
Minimum	Minimales abgegebenes Messergebnis, ausreißerbereinigt (angegeben auf 3 signifikante Stellen)
Maximum	Maximales abgegebenes Messergebnis, ausreißerbereinigt (angegeben auf 3 signifikante Stellen)
sR	Vergleichsstandardabweichung, berechnet aus den ausreißerbereinigten Ergebnissen der Teilnehmenden des aktuellen Ringversuchs (angegeben auf 3 signifikante Stellen)
vR	relative Vergleichsstandardabweichung in %, berechnet aus den ausreißerbereinigten Ergebnissen der Teilnehmenden des aktuellen Ringversuchs bezogen auf den Mittelwert (angegeben auf 2 signifikante Stellen)
Kontrollwert $\pm$ U (k=2)	Mittelwert der Kontrollmessungen des Veranstalters $\pm$ erweiterte Ergebnisunsicherheit des Kontrollwertes (jeweils angegeben auf 3 signifikante Stellen)
Laborcode	anonymisierte, eindeutige Kennung des teilnehmenden Labors im jeweiligen Ringversuch
Messwert	einzelne(r) Messwert(e) lt. Angabe der Teilnehmenden (maximal 5 Nachkommastellen dargestellt)
Messergebnis	Für die Bewertung herangezogenes Ergebnis lt. Angabe der Teilnehmenden (maximal 5 Nachkommastellen dargestellt). Bei Eignungsprüfungsrunden mit Vorgabe von unabhängigen Mehrfachbestimmungen, entspricht dies dem berechneten Mittelwert aus den einzelnen Messwerten der Teilnehmenden.
$\pm$ U	kombinierte Messunsicherheit ohne Erweiterungsfaktor (k=1) lt. Angabe der Teilnehmenden (maximal 5 Nachkommastellen dargestellt)
BG	Bestimmungsgrenze
NG	Nachweisgrenze
WF	Wiederfindungsrate in %, bezogen auf den zugewiesenen Wert (angegeben auf 3 signifikante Stellen, dargestellt maximal 1 Nachkommastelle)
MW	Mittelwert

z-Score	Abweichung des Messergebnisses zum zugewiesenen Wert, ausgedrückt als Vielfaches des Kriteriums (angegeben auf 3 signifikante Stellen, dargestellt maximal 2 Nachkommastellen)
E <sub>n</sub> -Score	Abweichung des Messergebnisses zum zugewiesenen Wert, ausgedrückt als Vielfaches der kombinierten Messunsicherheiten, bestehend aus erweiterter Unsicherheit des zugewiesenen Wertes und der erweiterten Unsicherheit der Messergebnisse der Teilnehmenden (angegeben auf 3 signifikante Stellen, dargestellt maximal 2 Nachkommastellen). Beim E <sub>n</sub> -Score erfolgt die Berücksichtigung der Messunsicherheit der Teilnehmenden.
-	Keine Daten übermittelt bzw. keine Berechnung möglich
Anmerkungen	Anmerkungen zum jeweiligen Messergebnis (z.B. H, FN, FP)
H	Ausreißer nach dem Hampel-Test
FN	Falsch negativ – Messergebnis kleiner Bestimmungsbzw. Nachweisgrenze dessen Betrag die Bedingungen eines Ausreißers nach dem Hampeltest erfüllt.
FP	Falsch positiv – Falls aufgrund des geringen Analytgehalts kein zugewiesener Wert ermittelt werden kann (n < 6), wird der Median der Beträge der übermittelten Nachweis- bzw. Bestimmungsgrenzen ermittelt. Als falsch positiv wird ein Messergebnis bewertet, welches diesen Median um mehr als 100 % übersteigt.
Standardabweichung	Vergleichsstandardabweichung berechnet aus den Ergebnissen der Teilnehmenden des aktuellen Ringversuchs (angegeben auf 3 signifikante Stellen)
rel. Standardabweichung	relative Vergleichsstandardabweichung in %, berechnet aus den Ergebnissen der Teilnehmenden des aktuellen Ringversuchs bezogen auf den Mittelwert (angegeben auf 3 signifikante Stellen)
n	Anzahl der Messergebnisse
*	Kennzeichnung für Hinweise zur Erläuterung
**	Kennzeichnung für Parameter außerhalb der Akkreditierung gemäß EN ISO/IEC 17043

## D5.2. Graphische Darstellung der Ergebnisse

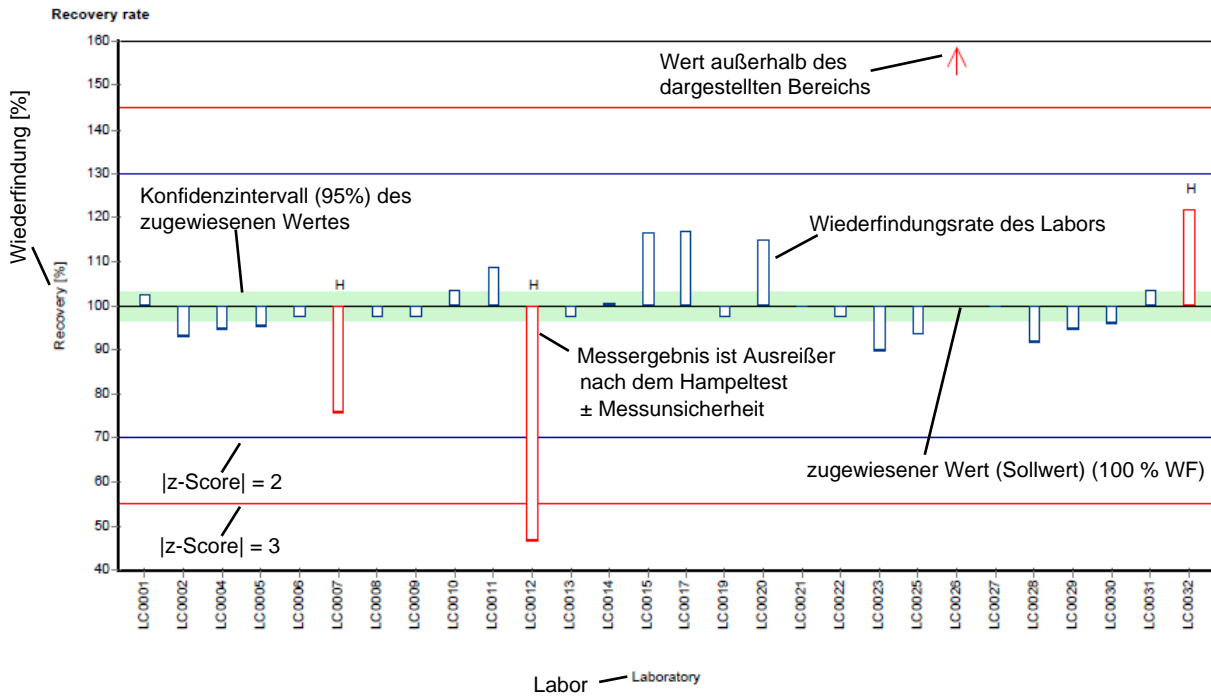
Nachfolgend wird die graphische Darstellung anhand von kommentierten Beispieldiagrammen erläutert.

### Beispieldiagramm: Messwerte



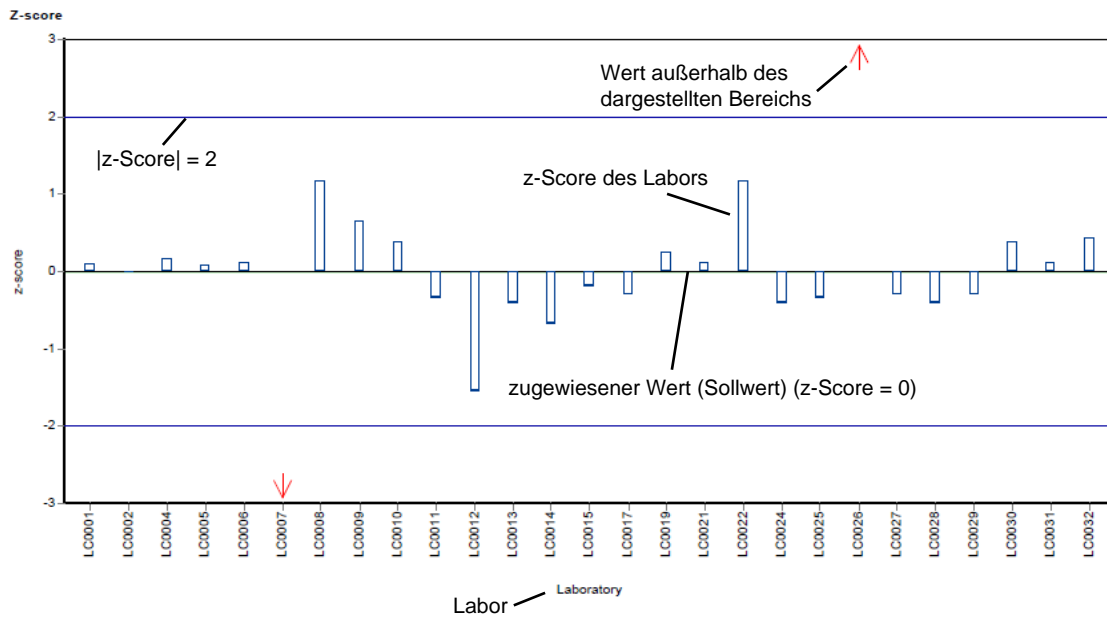
Unterschiedliche Analysenmethoden werden mit unterschiedlichen Farben kenntlich gemacht.

### Beispieldiagramm: Wiederfindung zum zugewiesenen Wert



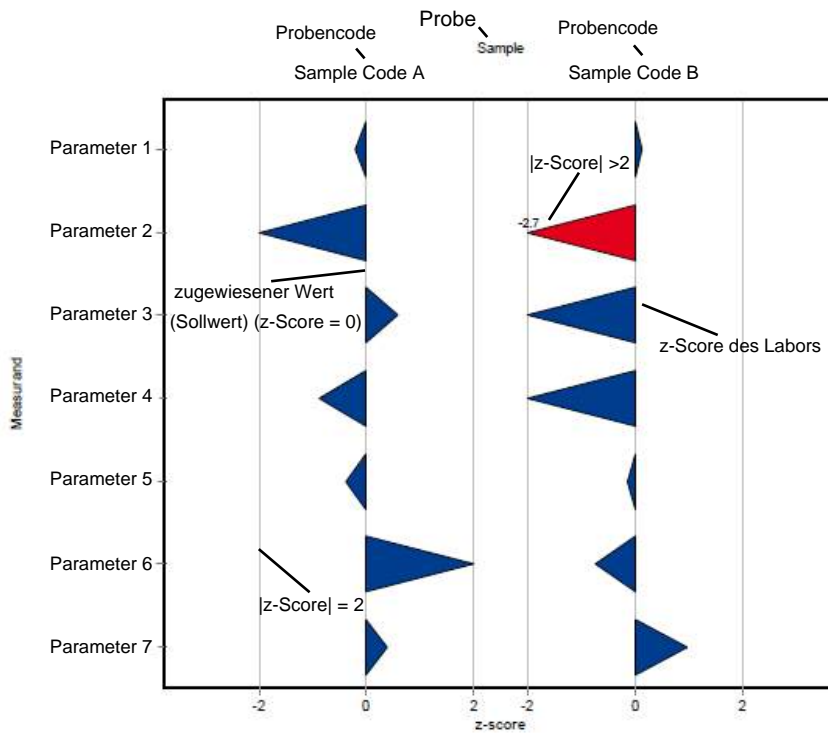
Unterschiedliche Analysenmethoden werden mit unterschiedlichen Farben kenntlich gemacht.

### Beispieldiagramm: z-Score

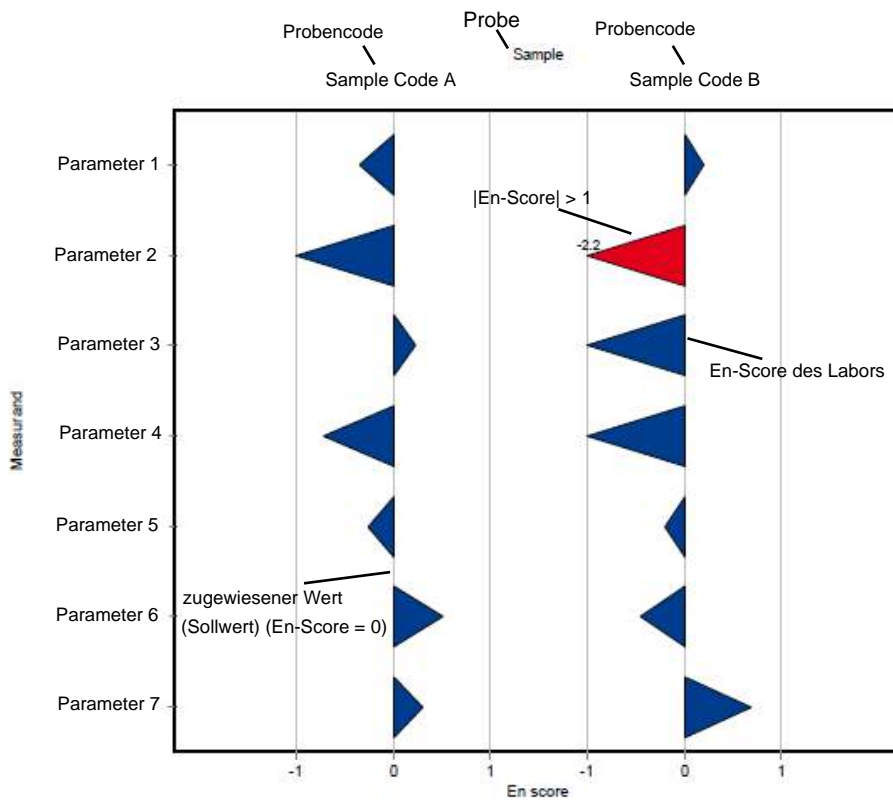


Unterschiedliche Analysenmethoden werden mit unterschiedlichen Farben kenntlich gemacht.

**Beispieldiagramm: z-Score (labororientierte Auswertung)**



**Beispieldiagramm: En-Score (labororientierte Auswertung)**





## D6. Zusammenfassung

### D6.1. Tabelle der zugewiesenen Werte

Parameter	Probe	Einheit	zugewiesener Wert	±	U (k=2)	Kriterium	Kriterium [%]
4-Acetylaminoantipyrin*	AZ9 A	µg/l	0.251	±	0.0249	0.0326	13
	AZ9 B	µg/l	-	±	-	-	-
4-Formylaminoantipyrin	AZ9 A	µg/l	0.451	±	0.0266	0.0324	7.2
	AZ9 B	µg/l	5.89	±	0.233	0.283	4.8
10,11-Dihydro-10,11-Dihydroxycarbamazepin	AZ9 A	µg/l	0.178	±	0.0328	0.0409	23
	AZ9 B	µg/l	1.28	±	0.157	0.192	15
Acesulfam	AZ9 A	µg/l	0.67	±	0.0629	0.114	17
	AZ9 B	µg/l	0.947	±	0.0826	0.161	17
Amidotrizoesäure	AZ9 A	µg/l	1.87	±	0.0965	0.467	25
	AZ9 B	µg/l	2.07	±	0.106	0.517	25
Atenolol	AZ9 A	µg/l	0.855	±	0.0663	0.214	25
	AZ9 B	µg/l	1.01	±	0.0967	0.253	25
Benzotriazol	AZ9 A	µg/l	1.8	±	0.0607	0.215	12
	AZ9 B	µg/l	11.3	±	0.524	1.35	12
Bisoprolol*	AZ9 A	µg/l	-	±	-	-	-
	AZ9 B	µg/l	0.619	±	0.149	0.186	30
Carbamazepin	AZ9 A	µg/l	0.301	±	0.0128	0.0391	13
	AZ9 B	µg/l	1.09	±	0.00928	0.142	13
Cyclamat	AZ9 A	µg/l	0.44	±	0.0365	0.132	30
	AZ9 B	µg/l	0.609	±	0.0519	0.183	30
Diazepam	AZ9 A	µg/l	0.288	±	0.0288	0.0403	14
	AZ9 B	µg/l	0.317	±	0.0225	0.0317	10
Diclofenac	AZ9 A	µg/l	0.306	±	0.0357	0.0704	23
	AZ9 B	µg/l	4.4	±	0.142	0.616	14
Ibuprofen	AZ9 A	µg/l	0.192	±	0.0072	0.00961	5
	AZ9 B	µg/l	0.941	±	0.0311	0.0546	5.8
Iopamidol	AZ9 A	µg/l	1.44	±	0.0149	0.332	23
	AZ9 B	µg/l	38	±	1.61	8.74	23
Metoprolol	AZ9 A	µg/l	0.14	±	0.0117	0.0279	20
	AZ9 B	µg/l	0.523	±	0.035	0.105	20
Saccharin	AZ9 A	µg/l	1.28	±	0.135	0.282	22
	AZ9 B	µg/l	2.2	±	0.254	0.484	22
Sotalol	AZ9 A	µg/l	0.272	±	0.0153	0.0599	22
	AZ9 B	µg/l	1.32	±	0.161	0.291	22
Sucralose	AZ9 A	µg/l	2.42	±	0.215	0.726	30
	AZ9 B	µg/l	18	±	1.99	5.4	30
Sulfamethoxazol	AZ9 A	µg/l	0.973	±	0.059	0.117	12
	AZ9 B	µg/l	2.07	±	0.069	0.249	12

\*4-Acetylaminoantipyrin AZ9 B und Bisoprolol AZ9 A:

Da weniger als 6 ausreißerbereinigte Ergebnisse der akkreditierten Labore vorlagen, konnte kein zugewiesener Wert festgelegt werden.

Zu Ihrer Information finden Sie den Mittelwert über jeweils 5 akkreditierte Labore +/- Messunsicherheit (k=2) im Bericht angeführt.

Dieser kann im Rahmen der internen QS als Vergleichswert herangezogen werden:

4-Acetylaminoantipyrin AZ9 B: 3.08 +/- 0.264 U(k=2)

Bisoprolol AZ9 A: 0.556 +/- 0.0886 U(k=2)

## D6.2. Zusammenfassung der ausreißerbereinigten Ringversuchsergebnisse

Parameter	Probe	Anzahl Labors für Berechnung	Anzahl Ausreißer Labors	Einheit	Mittelwert	± VB (99%)	Minimum	Maximum	sR	vR [%]
4-Acetylaminoantipyrin	AZ9 A	9	0	µg/l	0.256	± 0.0336	0.2	0.298	0.0336	13
	AZ9 B	5	4	µg/l	-	± -	2.68	3.43	-	-
4-Formylaminoantipyrin	AZ9 A	6	0	µg/l	0.451	± 0.0399	0.412	0.49	0.0325	7.2
	AZ9 B	6	0	µg/l	5.89	± 0.35	5.55	6.3	0.285	4.8
10,11-Dihydro-10,11-	AZ9 A	6	0	µg/l	0.178	± 0.0491	0.132	0.239	0.0401	23
	AZ9 B	6	0	µg/l	1.28	± 0.236	1.04	1.62	0.193	15
Acesulfam	AZ9 A	13	0	µg/l	0.667	± 0.093	0.406	0.85	0.112	17
	AZ9 B	12	1	µg/l	0.962	± 0.0914	0.78	1.19	0.105	11
Amidotrizoessäure	AZ9 A	13	1	µg/l	1.87	± 0.145	1.65	2.31	0.174	9.3
	AZ9 B	13	1	µg/l	2.07	± 0.159	1.72	2.33	0.191	9.3
Atenolol	AZ9 A	10	1	µg/l	0.855	± 0.0994	0.677	1.07	0.105	12
	AZ9 B	11	0	µg/l	1.01	± 0.145	0.673	1.31	0.16	16
Benzotriazol	AZ9 A	13	0	µg/l	1.8	± 0.091	1.62	1.96	0.109	6.1
	AZ9 B	13	0	µg/l	11.3	± 0.787	9.93	12.7	0.945	8.4
Bisoprolol	AZ9 A	5	3	µg/l	-	± -	0.442	0.657	-	-
	AZ9 B	8	0	µg/l	0.617	± 0.165	0.451	0.953	0.156	25
Carbamazepin	AZ9 A	18	0	µg/l	0.298	± 0.0153	0.251	0.324	0.0217	7.3
	AZ9 B	14	3	µg/l	1.08	± 0.0243	1.01	1.1	0.0304	2.8
Cyclamat	AZ9 A	8	0	µg/l	0.44	± 0.0547	0.37	0.538	0.0516	12
	AZ9 B	7	1	µg/l	0.609	± 0.0779	0.54	0.73	0.0687	11
Diazepam	AZ9 A	8	0	µg/l	0.288	± 0.0432	0.231	0.361	0.0407	14
	AZ9 B	8	0	µg/l	0.317	± 0.0338	0.252	0.346	0.0318	10
Diclofenac	AZ9 A	15	0	µg/l	0.306	± 0.0535	0.186	0.45	0.0691	23
	AZ9 B	14	1	µg/l	4.4	± 0.212	3.8	4.72	0.265	6
Ibuprofen	AZ9 A	10	0	µg/l	0.192	± 0.00761	0.183	0.206	0.00802	4.2
	AZ9 B	10	1	µg/l	0.922	± 0.0506	0.819	1.02	0.0533	5.8

Parameter	Probe	Anzahl Labors für Berechnung	Anzahl Ausreißer Labors	Einheit	Mittelwert	± VB (99%)	Minimum	Maximum	sR	vR [%]
Iopamidol	AZ9 A	8	3	µg/l	1.44	± 0.0224	1.41	1.47	0.0211	1.5
	AZ9 B	10	1	µg/l	38	± 2.42	33	42.6	2.55	6.7
Metoprolol	AZ9 A	15	0	µg/l	0.14	± 0.0175	0.088	0.177	0.0226	16
	AZ9 B	15	0	µg/l	0.523	± 0.0525	0.407	0.654	0.0678	13
Saccharin	AZ9 A	7	0	µg/l	1.28	± 0.202	1.03	1.53	0.178	14
	AZ9 B	7	0	µg/l	2.2	± 0.38	1.76	2.72	0.335	15
Sotalol	AZ9 A	10	2	µg/l	0.27	± 0.0185	0.243	0.31	0.0195	7.2
	AZ9 B	12	0	µg/l	1.32	± 0.241	0.751	1.79	0.278	21
Sucralose	AZ9 A	7	1	µg/l	2.42	± 0.322	1.9	2.84	0.284	12
	AZ9 B	8	0	µg/l	18	± 2.98	14.1	22.2	2.81	16
Sulfamethoxazol	AZ9 A	14	1	µg/l	0.973	± 0.0886	0.728	1.14	0.11	11
	AZ9 B	13	2	µg/l	2.07	± 0.103	1.92	2.26	0.124	6

## **E1. Description of the proficiency test**

### **E1.1. Design and implementation**

- Number of registrations: 21
- Number of submitted data records: 20
- Dispatch of samples: 15<sup>th</sup> March 2022
- Closing date for submission of data: 12<sup>th</sup> April 2022

The results were submitted electronically by a password-protected online data entry. Upon completion of the data entry, the participant confirmed the complete and correct entry of all data and the authorization of the results for evaluation.

To anonymize results, each laboratory was given a laboratory code on a random basis.

### **E1.2. Description of the proficiency test items**

The sampling of surface water and municipal waste water was carried out on 10<sup>th</sup> March 2022.

The following samples were made available

- 1 sample surface water (AZ9 A)
- 1 sample municipal waste water (AZ9 B)

Both samples were stored at 4 +/- 3°C until further processing. The samples were filtered (40 µm) and partly spiked with specific substances in the stirring vessel.

The samples were filled into bottles under continuous stirring (stirring vessel) and stabilized by cooling and by addition of sodium azide respectively.

The homogeneous proficiency test items were dispatched on 15<sup>th</sup> March 2022.

Each participant received:

- 2 samples of 2000 ml each, filled in 2 x 1000 ml aluminium bottles each

### **E1.3. Instructions for the participants**

For reasons of stability, it was recommended to start the analysis by the 23<sup>rd</sup> March 2022 at the latest.

The participants are expected to use the test method or measurement method of their choice, which should be consistent with their routine procedures. In E9 you will find the overview of applied methods in course of the proficiency testing.

#### **E1.4. Control testing for homogeneity evaluation**

During filling of the bottles, aliquots of each sample were collected randomly for control testing. From each of the samples A and B, n=5 control test samples and n=1 unspiked real water sample were transferred to the laboratory for control testing.

All parameters were tested in the testing laboratory at Environment Agency Austria (Prüfstelle für Umwelt-, GVO- & Treibstoffanalytik) close to the time of sample dispatch.

During evaluation the relative standard deviation between the individual results of the control test samples was assessed for each parameter by comparison with the reproducibility standard deviation of the actual proficiency test.

In the parameter-oriented evaluation (E7), the results of the control testing are given in the form of arithmetic means of the detected concentrations  $\pm$  expanded measurement uncertainty as control test value  $\pm$  U (expanded uncertainty, k=2).

#### **E1.5. Trend test for stability evaluation**

The evaluation of stability of the proficiency test items was performed using the data statistics of the results of previous proficiency testing rounds for real water samples of the period from 2013 to 2021.

The assessment of the stability of the proficiency test items of the current round was carried out by evaluation of all participant results sorted by analysis date (until submission deadline): No systematic trends were identified.

Using all participants results, it was furthermore tested if systematic trends could be detected depending on the order in which the bottles were filled for the proficiency test: No systematic trends could be identified.

According to data obtained from previous rounds for real water samples from 2013 to 2021 and based on the trend test evaluation of the current round, the stability of the test items for proficiency testing of real water samples can be confirmed for the recommended analysis period until deadline for submission of data.

## E1.6. Determination of the assigned values

The analytical results had to be made available to the organiser not later than 12<sup>th</sup> April 2022. Any values received at a later date were not considered.

In the course of the plausibility assessment of all received data (e.g. check for correct units, indication of measurement uncertainty, ...) the participants with noticeable results were asked to perform a subsequent data check and to give a prompt feedback within 24 h.

After plausibility assessment an outlier test according to Hampel was performed to identify outliers. Values identified as conspicuous are marked specifically in the parameter-oriented evaluation ('H').

In justified cases, for instance, when the outlier test according to Hampel is not applicable (e.g. many similar or identical results of the participants or in case of a very limited number of highly scattering results) a different outlier identification method can be applied (e.g. Dean and Dixon outlier test or manual outlier elimination by expert judgement). In such a case, this procedure is documented in section E4 of the report.

Further data evaluation was performed in accordance with ISO 5725-2. A statistical evaluation of proficiency testing data was only carried out if at least 6 valid results per parameter were available. Results < LOQ or < LOD are not included in the calculation for the assigned value.

The assigned values are normally calculated as the mean over all submitted results, after removal of outliers.

For real water samples in some exceptional cases it might occur, that no assigned value based on participants' results can be calculated and no evaluation of the participants results can be made. E.g. due to large variations in the participant results ( $vR > 50\%$ ) and/or insufficient traceability of the calculated mean of all participants after outlier-clearing to the mean of control testing or if the number of results (without outliers) of the group of accredited testing laboratories is too low.

In this case, a clear statement in section E7 of the report is made and all provided statistical data are for information only. In section E4 further information is given, when applicable, for each parameter and proficiency test item. In course of the internal quality measures, the participants can compare their results with the control test values.

## E2. Criteria of performance evaluation

### E2.1. Performance criterion z-Score

The adjusted average value (after removal of outliers) for all submitted results was used as a basis for the calculation of recovery rates and z-scores.

z-Scores were calculated on the basis of the following formula:

$$z - score = \frac{x_i - \bar{X}}{Criteria}$$

In this context,

$x_i$	is the measurement value (result) of the participating laboratory;
$\bar{X}$	assigned value the target value for the assessment of the performance of the participants (3 significant digits), normally the average value of the participants' results after removal of outliers; if this approach is not applicable, the target value is assigned according to the procedure given in section E4
Criteria	is the reproducibility standard deviation calculated from previous rounds for proficiency testing for real water samples from 2013 to 2021 (as RSD pooled) or from the participants' results after removal of outliers (sR) in the current round (if less than 6 previous rounds for the parameters of real water samples A and B are available). Where justified (e.g. results for real water samples are close to minimum quantification limit or in case of regulatory requirements) the criteria is defined by expert judgement and the procedure is clearly described in section E4 of the report.

### E2.2. Performance criterion E<sub>n</sub>-Score

Since 2019 additional assessment of the participants' results using E<sub>n</sub>-Scores for proficiency testing of real water samples is performed. This additional assessment takes into account the expanded measurement uncertainties of the participants results and the expanded uncertainty of the assigned value and is provided in the laboratory oriented part of the report (see E8 after the z-scores evaluation).

E<sub>n</sub>-Scores were calculated on the basis of the following formula:

$$E_n - score = \frac{x_i - \bar{X}}{\sqrt{U(x_i)^2 + U(\bar{X})^2}}$$

In this context,

$x_i$	is the measurement value (result) of the participating laboratory
$\bar{X}$	assigned value the target value for the assessment of the performance of the participants (3 significant digits), normally the average value of the participants' results after removal of outliers; if this approach is not applicable, the target value is assigned according to the procedure given in section E4
$U(x_i)$	expanded measurement uncertainty for the result of the participating laboratory, $k=2$
$U(\bar{X})$	expanded measurement uncertainty for the assigned value, $k=2$

### E2.3. Performance evaluation z-Score and E<sub>n</sub>-Score

#### Interpretation of z-Scores:

- $|z\text{-Score}| \leq 2.0$  good result
- $2.0 < |z\text{-Score}| < 3.0$  questionable result
- $|z\text{-Score}| \geq 3.0$  unsatisfactory result

Note: In case of assessment of the participants' performance by z-scores the measurement uncertainty of the participants' results is not taken into account. The difference between result of participants and the assigned value is evaluated by the criteria.

#### Interpretation of E<sub>n</sub>-Scores:

- $|E_n\text{-Score}| \leq 1.0$  satisfactory performance
- $|E_n\text{-Score}| > 1.0$  unsatisfactory performance

Note: In case of assessment of the participants' performance by E<sub>n</sub>-Scores the expanded measurement uncertainties for the results and for the assigned values are taken into account.  $|E_n\text{-Score}| > 1.0$  might indicate to check the measurement uncertainty estimation or might point out to correct a measurement problem.

## E3. Representation and interpretation of measurement results

The parameter-oriented report provides the measurement values (results) including uncertainty ( $\pm U$ ), recovery rate, calculated z-Score and the outliers in tabular form. The results listed in the table are also represented graphically.



The laboratory oriented report shows the results of the individual laboratories (anonymous), including the measurement uncertainty ( $\pm U$ ), recovery rates, z-Scores and additionally evaluation of  $E_n$ -Scores on separate pages.

The tables also contain the basis for the data assessment as the assigned values and expanded measurement uncertainties and the criteria.

An annotation of the tables and graphics is given in section E5.

## E4. Explanatory notes

As explained in section E2, the z-Score can also be calculated using the reproducibility standard deviation, calculated from the participants' results (after removal of outliers) in the relevant test round. It might occur that the z-Score between -2 and 2 covers a large range of measurement values when the variance of the results is high. On the other hand, the range of good results can be very narrow, when the variation of the participants' results is small.

The recovery rate is calculated for the individual result based on the assigned value and is thus independent of the reproducibility standard deviation. In the case of a high variance of the results, participants should also consider recovery rates as additional criteria to decide on the necessity of internal quality assurance measures.

As a result of a long-term evaluation of 9 proficiency testing rounds (2013–2021) in real samples, evaluation criteria (RSDpool) were calculated. These criteria were compared with the relative reproducibility standard deviation (vR) of the current proficiency testing.

Parameter 4-Formylaminoantipyrine, 10,11-Dihydro-10,11-Dihydroxycarbamazepine, Amidotrizoic acid, Atenolol, Benzotriazole, Cyclamate, Diazepam, Iopamidol, Metoprolol, Saccharin, Sucralose, Sulfamethoxazole sample AZ9 A and parameter 4-Formylaminoantipyrine, 10,11-Dihydro-10,11-Dihydroxycarbamazepine, Amidotrizoic acid, Atenolol, Benzotriazole, Cyclamate, Diazepam, Diclofenac, Iopamidol, Metoprolol, Saccharin, Sotalol, Sucralose, Sulfamethoxazole sample AZ9 B: Scores for all listed parameters were calculated according to E2.

Parameter 4-Acetylaminoantipyrine, Acesulfame, Carbamazepin, Ibuprofen, Sotalol sample AZ9 A and parameter Acesulfame, Bisoprolol, Carbamazepin, Ibuprofen sample AZ9 B: The assigned values calculated based on the participant results were outside of the measurement uncertainty of the control test value and thus traceability could not be proven by this procedure. Therefore, new assigned values were defined by the group of accredited participating laboratories after outlier-assessment.

Parameter Diclofenac sample AZ9 A: For this parameter the reproducibility standard deviation (vR) of the current proficiency testing round of 23 % was chosen for assessment.

Parameter Ibuprofen sample AZ9 A and parameter Bisoprolol sample AZ9 B: For both parameters the reproducibility standard deviation (vR) of the group of accredited participating laboratories after outlier-assessment was chosen for evaluation. These are 5 % for Ibuprofen sample AZ9 A and 30 % for Bisoprolol sample AZ9 B.

Parameter Bisoprolol sample AZ9 A and parameter 4-Acetylaminoantipyrin sample AZ9 B: The assigned values calculated based on the participant results were outside of the measurement uncertainty of the control test value and thus traceability could not be proven by this procedure. Since less than 6 outlier-adjusted results of accredited participating laboratories were available, no assigned value could be determined. For your information, you will find the mean value over 5 accredited laboratories +/- measurement uncertainty (k=2) in the report. We recommend to use this value as a reference value for internal quality assurance (QA).

## E5. Annotations on tables and charts

### E5.1. Information and abbreviations in tables

Parameter	Analyte identifier
Sample	Sample identifier
Unit	Given unit for result and uncertainty (e.g. µg/l)
Assigned value	Target value for proficiency assessment of the participants (3 significant digits)
U (k=2)	Expanded uncertainty (k=2) of the assigned value (3 significant digits)
Criteria	Specified value for the determination of the z-score in the given unit (3 significant digits)
Criteria [%]	Specified value for the determination of the z-score in % of the assigned value (2 significant digits)
Mean	Mean of the participants results, without outliers (3 significant digits)
CI (99 %)	99 % confidence interval (3 significant digits)
Minimum	Minimum of all submitted results, after removal of outliers (3 significant digits)
Maximum	Maximum of all submitted results, after removal of outliers (3 significant digits)

SD	Reproducibility standard deviation, calculated from the participants results, after removal of outliers (3 significant digits)
RSD %	Reproducibility standard deviation, calculated from the participants results relative to the target value, given in %, after removal of outliers (2 significant digits)
Control test value $\pm$ U (k=2)	Mean of control test value $\pm$ expanded measurement uncertainty (3 significant digits)
Labcode	Laboratory identifier (anonymized)
Result $\pm$ U	Result as indicated by participant (max. 5 decimal places) combined measurement uncertainty without expansion factor (k=1), as indicated by participant (max. 5 decimal places)
LOQ	Limit of quantification
LOD	Limit of detection
Recovery	Recovery rate in % based on assigned value (target value) (3 significant digits, max. one decimal place given)
z-Score	Deviation of result based on the assigned value (target value) given as a multiple of the criteria (3 significant digits, max. 2 decimal places given)
E <sub>n</sub> -Score	Deviation of result based on the assigned value (target value) given as a multiple of the combined expanded measurement uncertainty of the participant's results and expanded measurement uncertainty for the assigned value (3 significant digits, max. 2 decimal places given). Note: E <sub>n</sub> -Score assessment takes into account the measurement uncertainty of the participants.
-	No data available or no calculation possible
Comments	Comment on the respective result (e.g. H, FN, FP)
H	Outlier according to Hampel-Test
FN	False negative – for a result < LOQ or result < LOD: The absolute value of the LOQ or LOD fulfils the condition of an outlier according to the Hampel test.
FP	False positive – for parameters where no target value is available because of a too low analyte content (n < 6): Result that exceeds the median of the absolute values of the transmitted LOQs or LODs by more than 100 %.
Standard deviation	Reproducibility standard deviation, calculated from the participants results (3 significant digits)
Rel. standard deviation	Reproducibility standard deviation, calculated from the participants results relative to the target value, given in %, (3 significant digits)
n	Number of results

\*

mark for additional comments

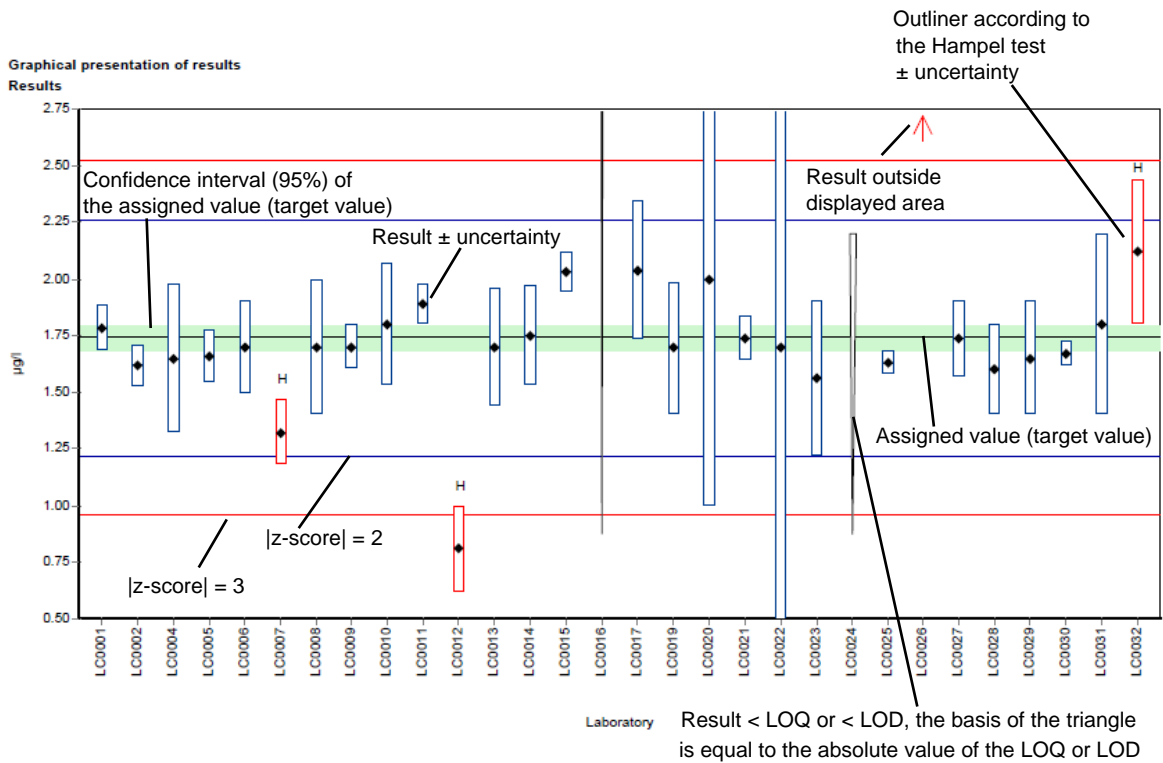
\*\*

mark for parameters outside the scope of accreditation  
according to EN ISO/IEC 17043

## E5.2. Graphical presentation of results

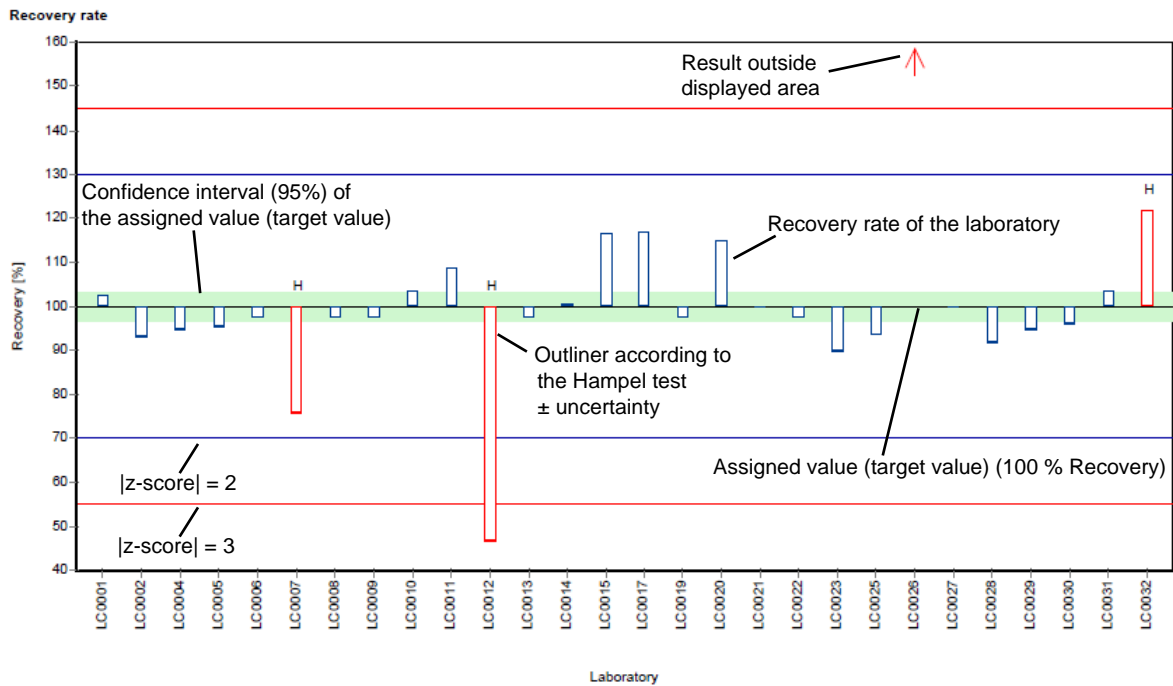
The graphic representation in the report is explained below by means of commented example diagrams:

### Example chart: Results



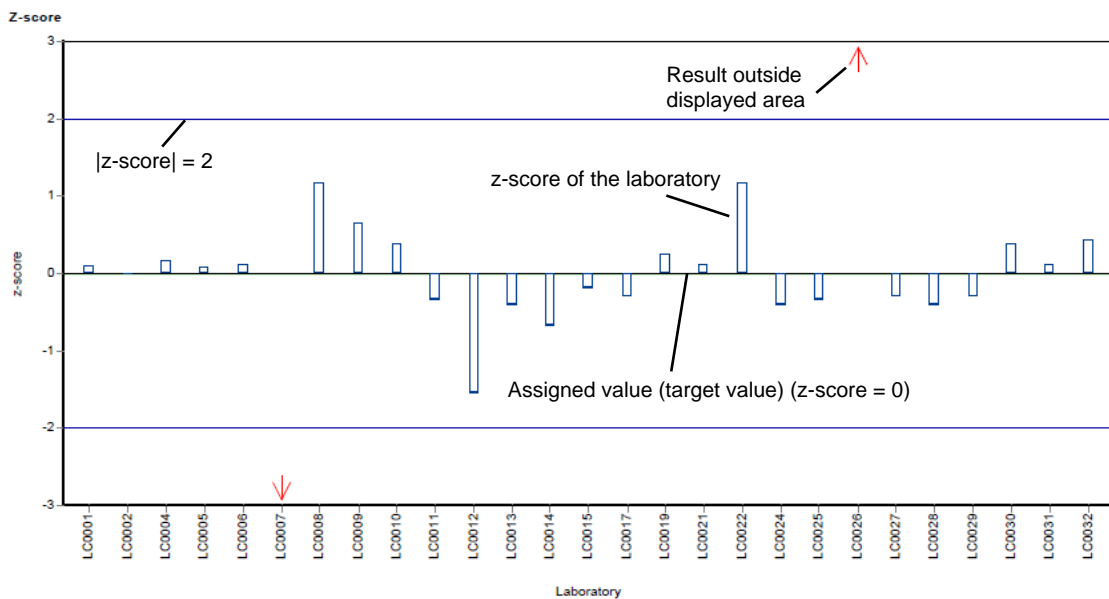
Different analysis methods are represented with different colors.

### Example chart: Recovery



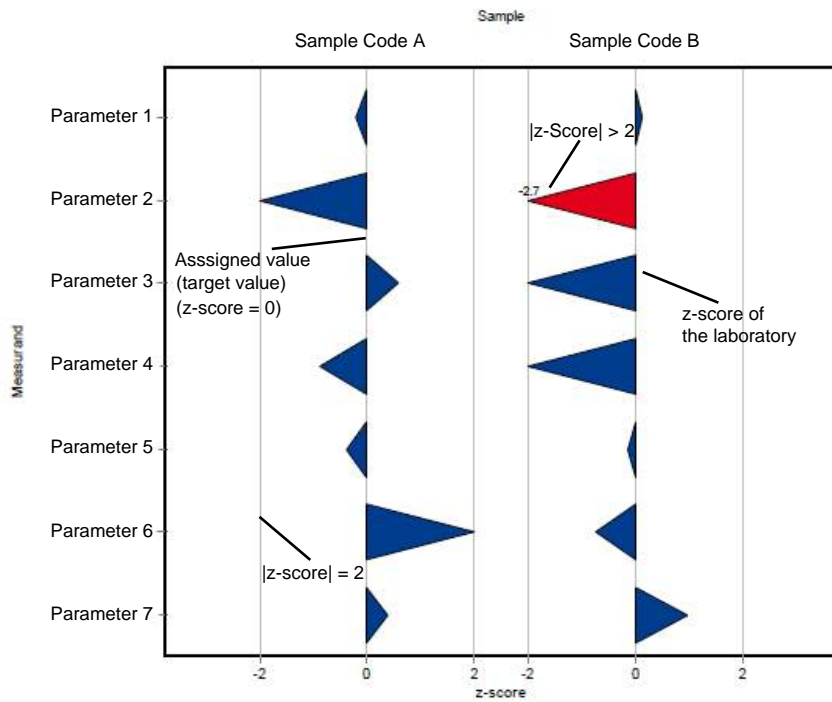
Different analysis methods are represented with different colors.

### Example chart: z-score

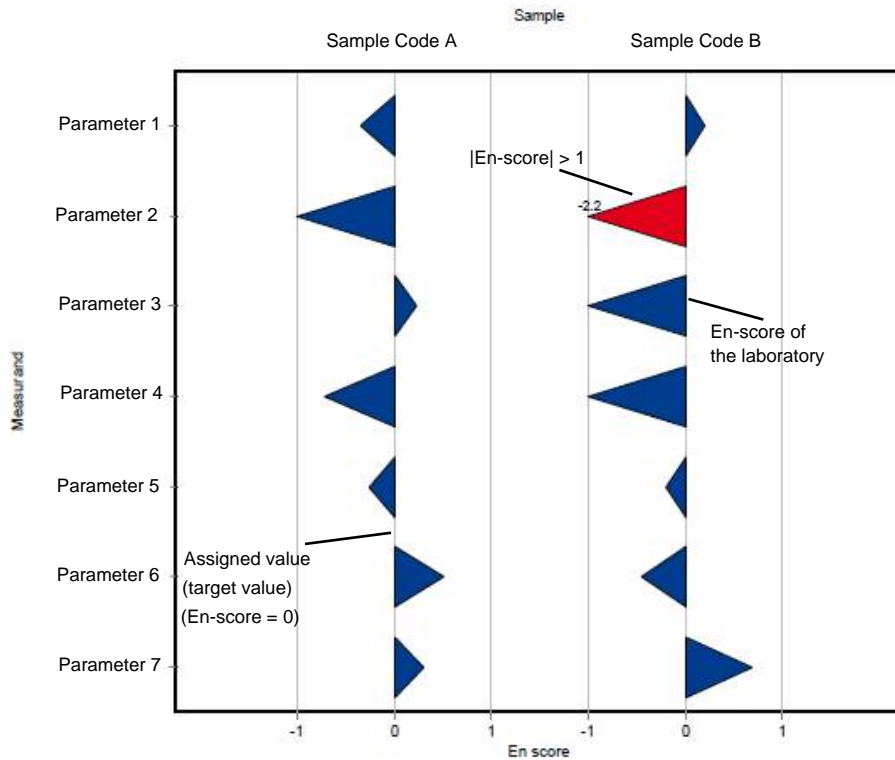


Different analysis methods are represented with different colors.

**Example chart: z-score (laboratory oriented report)**



**Example chart: En-score (laboratory oriented report)**



## E6. Summary

### E6.1. Table of assigned values

Parameter	Sample	Unit	Assigned value ±	U (k=2)	Criterion	Criterion [%]
4-Acetylaminoantipyrine*	AZ9 A	µg/l	0.251 ±	0.0249	0.0326	13
	AZ9 B	µg/l	- ±	-	-	-
4-Formylaminoantipyrine	AZ9 A	µg/l	0.451 ±	0.0266	0.0324	7.2
	AZ9 B	µg/l	5.89 ±	0.233	0.283	4.8
10,11-Dihydro-10,11-Dihydroxycarbamazepine	AZ9 A	µg/l	0.178 ±	0.0328	0.0409	23
	AZ9 B	µg/l	1.28 ±	0.157	0.192	15
Acesulfame	AZ9 A	µg/l	0.67 ±	0.0629	0.114	17
	AZ9 B	µg/l	0.947 ±	0.0826	0.161	17
Amidotrizoic acid	AZ9 A	µg/l	1.87 ±	0.0965	0.467	25
	AZ9 B	µg/l	2.07 ±	0.106	0.517	25
Atenolol	AZ9 A	µg/l	0.855 ±	0.0663	0.214	25
	AZ9 B	µg/l	1.01 ±	0.0967	0.253	25
Benzotriazole	AZ9 A	µg/l	1.8 ±	0.0607	0.215	12
	AZ9 B	µg/l	11.3 ±	0.524	1.35	12
Bisoprolol*	AZ9 A	µg/l	- ±	-	-	-
	AZ9 B	µg/l	0.619 ±	0.149	0.186	30
Carbamazepine	AZ9 A	µg/l	0.301 ±	0.0128	0.0391	13
	AZ9 B	µg/l	1.09 ±	0.00928	0.142	13
Cyclamate	AZ9 A	µg/l	0.44 ±	0.0365	0.132	30
	AZ9 B	µg/l	0.609 ±	0.0519	0.183	30
Diazepam	AZ9 A	µg/l	0.288 ±	0.0288	0.0403	14
	AZ9 B	µg/l	0.317 ±	0.0225	0.0317	10
Diclofenac	AZ9 A	µg/l	0.306 ±	0.0357	0.0704	23
	AZ9 B	µg/l	4.4 ±	0.142	0.616	14
Ibuprofen	AZ9 A	µg/l	0.192 ±	0.0072	0.00961	5
	AZ9 B	µg/l	0.941 ±	0.0311	0.0546	5.8
Iopamidol	AZ9 A	µg/l	1.44 ±	0.0149	0.332	23
	AZ9 B	µg/l	38 ±	1.61	8.74	23
Metoprolol	AZ9 A	µg/l	0.14 ±	0.0117	0.0279	20
	AZ9 B	µg/l	0.523 ±	0.035	0.105	20
Saccharin	AZ9 A	µg/l	1.28 ±	0.135	0.282	22
	AZ9 B	µg/l	2.2 ±	0.254	0.484	22
Sotalol	AZ9 A	µg/l	0.272 ±	0.0153	0.0599	22
	AZ9 B	µg/l	1.32 ±	0.161	0.291	22
Sucralose	AZ9 A	µg/l	2.42 ±	0.215	0.726	30
	AZ9 B	µg/l	18 ±	1.99	5.4	30
Sulfamethoxazole	AZ9 A	µg/l	0.973 ±	0.059	0.117	12
	AZ9 B	µg/l	2.07 ±	0.069	0.249	12

\*4-Acetylaminoantipyrine AZ9 B and Bisoprolol AZ9 A:

Since less than 6 outlier-adjusted results of accredited participating laboratories were available, no assigned value could be determined.

For your information, you will find the mean value over 5 accredited laboratories +/- measurement uncertainty (k=2) in the report.

This can be used as a reference value for internal QA:

4-Acetylaminoantipyrine AZ9 B: 3.08 +/- 0.264 U(k=2)

Bisoprolol AZ9 A: 0.556 +/- 0.0886 U(k=2)



## E6.2. Summary of results, after removal of outliers

Parameter	Sample	Number of results for calculation	Number of outliers	Unit	Mean	± CI (99%)	Minimum	Maximum	sR	vR [%]
4-Acetylaminoantipyrine	AZ9 A	9	0	µg/l	0.256	± 0.0336	0.2	0.298	0.0336	13
	AZ9 B	5	4	µg/l	-	± -	2.68	3.43	-	-
4-Formylaminoantipyrine	AZ9 A	6	0	µg/l	0.451	± 0.0399	0.412	0.49	0.0325	7.2
	AZ9 B	6	0	µg/l	5.89	± 0.35	5.55	6.3	0.285	4.8
10,11-Dihydro-10,11-	AZ9 A	6	0	µg/l	0.178	± 0.0491	0.132	0.239	0.0401	23
	AZ9 B	6	0	µg/l	1.28	± 0.236	1.04	1.62	0.193	15
Acesulfame	AZ9 A	13	0	µg/l	0.667	± 0.093	0.406	0.85	0.112	17
	AZ9 B	12	1	µg/l	0.962	± 0.0914	0.78	1.19	0.105	11
Amidotrizoic acid	AZ9 A	13	1	µg/l	1.87	± 0.145	1.65	2.31	0.174	9.3
	AZ9 B	13	1	µg/l	2.07	± 0.159	1.72	2.33	0.191	9.3
Atenolol	AZ9 A	10	1	µg/l	0.855	± 0.0994	0.677	1.07	0.105	12
	AZ9 B	11	0	µg/l	1.01	± 0.145	0.673	1.31	0.16	16
Benzotriazole	AZ9 A	13	0	µg/l	1.8	± 0.091	1.62	1.96	0.109	6.1
	AZ9 B	13	0	µg/l	11.3	± 0.787	9.93	12.7	0.945	8.4
Bisoprolol	AZ9 A	5	3	µg/l	-	± -	0.442	0.657	-	-
	AZ9 B	8	0	µg/l	0.617	± 0.165	0.451	0.953	0.156	25
Carbamazepine	AZ9 A	18	0	µg/l	0.298	± 0.0153	0.251	0.324	0.0217	7.3
	AZ9 B	14	3	µg/l	1.08	± 0.0243	1.01	1.1	0.0304	2.8
Cyclamate	AZ9 A	8	0	µg/l	0.44	± 0.0547	0.37	0.538	0.0516	12
	AZ9 B	7	1	µg/l	0.609	± 0.0779	0.54	0.73	0.0687	11
Diazepam	AZ9 A	8	0	µg/l	0.288	± 0.0432	0.231	0.361	0.0407	14
	AZ9 B	8	0	µg/l	0.317	± 0.0338	0.252	0.346	0.0318	10
Diclofenac	AZ9 A	15	0	µg/l	0.306	± 0.0535	0.186	0.45	0.0691	23
	AZ9 B	14	1	µg/l	4.4	± 0.212	3.8	4.72	0.265	6
Ibuprofen	AZ9 A	10	0	µg/l	0.192	± 0.00761	0.183	0.206	0.00802	4.2
	AZ9 B	10	1	µg/l	0.922	± 0.0506	0.819	1.02	0.0533	5.8
Iopamidol	AZ9 A	8	3	µg/l	1.44	± 0.0224	1.41	1.47	0.0211	1.5

Parameter	Sample	Number of results for calculation	Number of outliers	Unit	Mean	± CI (99%)	Minimum	Maximum	sR	vR [%]
Iopamidol	AZ9 B	10	1	µg/l	38	± 2.42	33	42.6	2.55	6.7
Metoprolol	AZ9 A	15	0	µg/l	0.14	± 0.0175	0.088	0.177	0.0226	16
	AZ9 B	15	0	µg/l	0.523	± 0.0525	0.407	0.654	0.0678	13
Saccharin	AZ9 A	7	0	µg/l	1.28	± 0.202	1.03	1.53	0.178	14
	AZ9 B	7	0	µg/l	2.2	± 0.38	1.76	2.72	0.335	15
Sotalol	AZ9 A	10	2	µg/l	0.27	± 0.0185	0.243	0.31	0.0195	7.2
	AZ9 B	12	0	µg/l	1.32	± 0.241	0.751	1.79	0.278	21
Sucralose	AZ9 A	7	1	µg/l	2.42	± 0.322	1.9	2.84	0.284	12
	AZ9 B	8	0	µg/l	18	± 2.98	14.1	22.2	2.81	16
	AZ9 A	14	1	µg/l	0.973	± 0.0886	0.728	1.14	0.11	11
Sulfamethoxazole	AZ9 A	14	1	µg/l	0.973	± 0.0886	0.728	1.14	0.11	11
	AZ9 B	13	2	µg/l	2.07	± 0.103	1.92	2.26	0.124	6

## E7. Parameterorientierte Auswertung / Parameter oriented report

4-Acetylaminoantipyrine .....	36
4-Formylaminoantipyrine .....	42
10,11-Dihydro-10,11-Dihydroxycarbamazepine.....	50
Acesulfame .....	58
Amidotrizoic acid .....	66
Atenolol .....	74
Benzotriazole .....	82
Bisoprolol .....	90
Carbamazepine .....	96
Cyclamate .....	104
Diazepam .....	112
Diclofenac .....	120
Ibuprofen .....	128
Iopamidol.....	136
Metoprolol .....	144
Saccharin .....	152
Sotalol .....	160
Sucralose .....	168
Sulfamethoxazole.....	176

Parameter oriented report Pharmaceuticals, Industrial Chemicals and Artificial Sweeteners - AZ9

Sample: AZ9A, Parameter: 4-Acetylaminoantipyrine

## Parameter oriented report

### AZ9 A

#### 4-Acetylaminoantipyrine

Unit	µg/l
Assigned value ± U (k=2)	0.251 ± 0.0249
Criterion	0.0326 (13 %)
Minimum - Maximum	0.2 - 0.298
Control test value ± U (k=2)	0.30800 ± 0.0461

Labcode	Result	± U	Recovery [%]	z-score	Comments
LC0001	0.256	0.032	102	0.15	
LC0002	-	-	-	-	
LC0003	0.217	0.033	86.5	-1.04	
LC0004	-	-	-	-	
LC0005	0.287	0.0183	114	1.1	
LC0006	0.298	0.03	119	1.44	
LC0007	-	-	-	-	
LC0008	-	-	-	-	
LC0009	-	-	-	-	
LC0010	-	-	-	-	
LC0011	-	-	-	-	
LC0012	0.2	0.1	79.7	-1.56	
LC0013	-	-	-	-	
LC0014	0.237	0.035	94.4	-0.43	
LC0015	0.268	0.035	107	0.52	
LC0016	0.255	0.028	102	0.12	
LC0017	-	-	-	-	
LC0018	-	-	-	-	
LC0019	-	-	-	-	
LC0020	0.29	0.07	116	1.2	
LC0021	-	-	-	-	

#### Characteristics of parameter

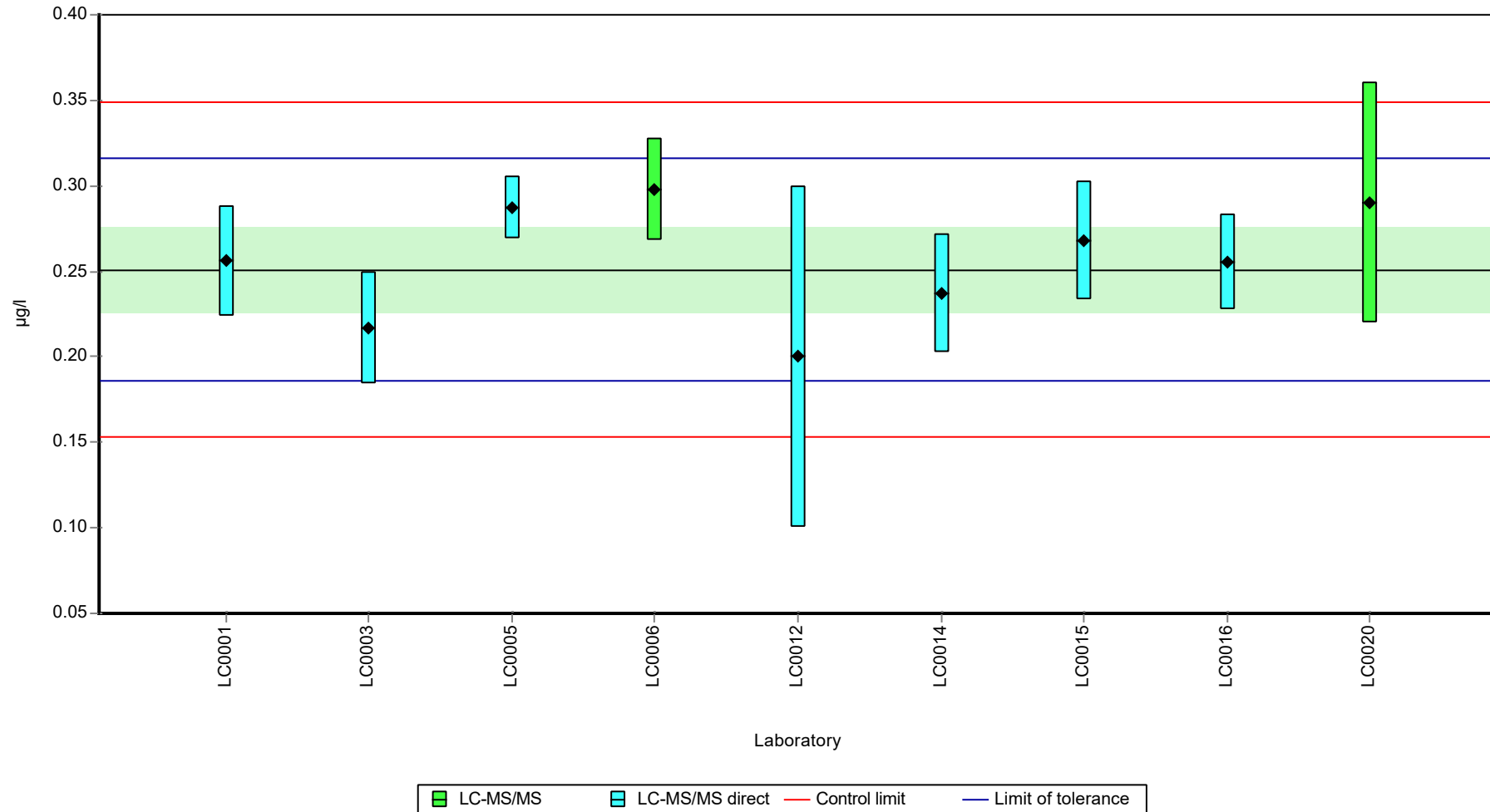
	all results	without outliers	Unit
Mean ± CI (99%)	0.256 ± 0.0336	0.256 ± 0.0336	µg/l
Minimum	0.2	0.2	µg/l
Maximum	0.298	0.298	µg/l
Standard deviation	0.0336	0.0336	µg/l
rel. standard deviation	13.1	13.1	%
n	9	9	-

Parameter oriented report Pharmaceuticals, Industrial Chemicals and Artificial Sweeteners - AZ9

Sample: AZ9A, Parameter: 4-Acetylaminoantipyrine

Graphical presentation of results

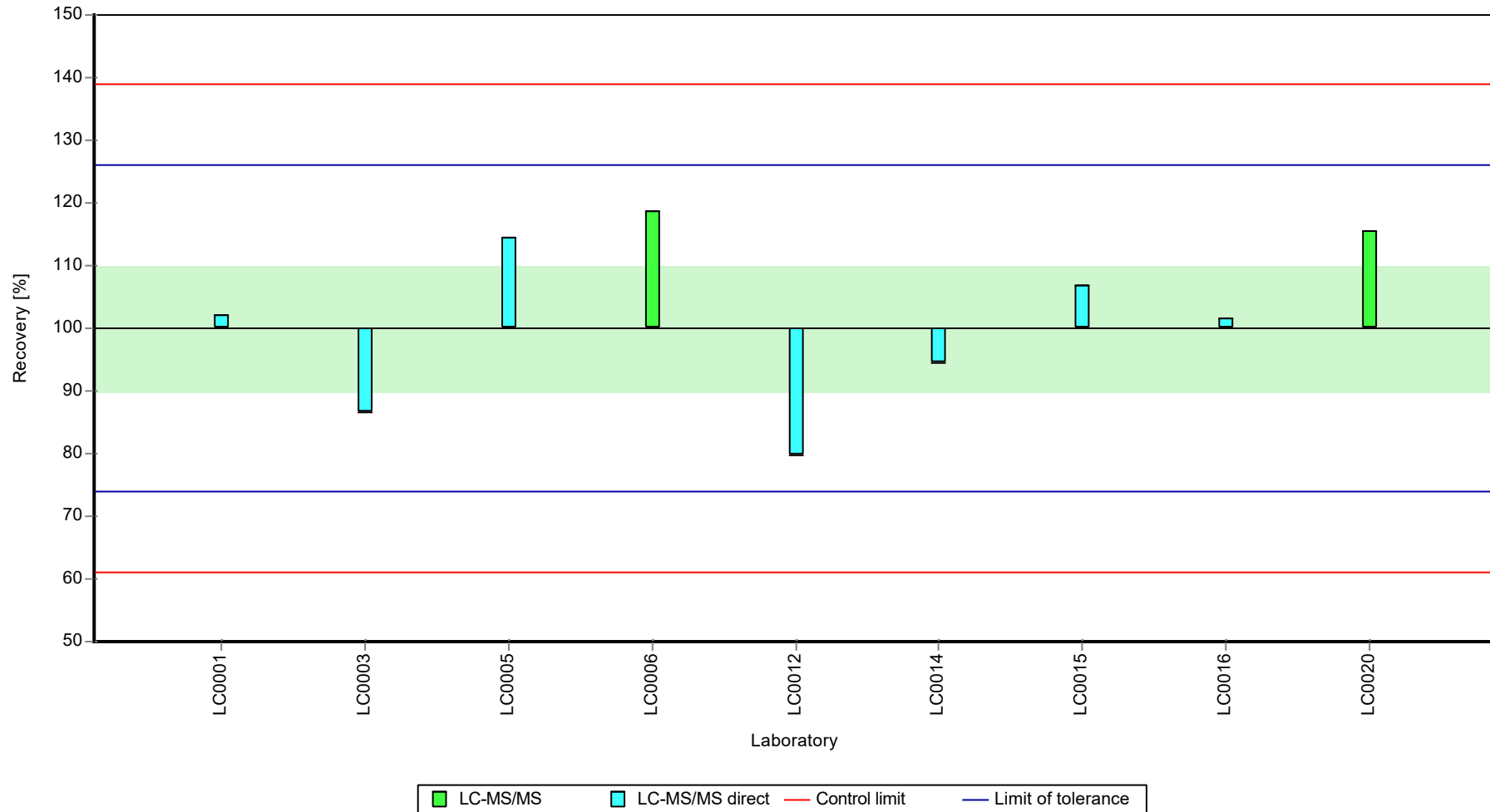
Results



Parameter oriented report Pharmaceuticals, Industrial Chemicals and Artificial Sweeteners - AZ9

Sample: AZ9A, Parameter: 4-Acetylaminoantipyrine

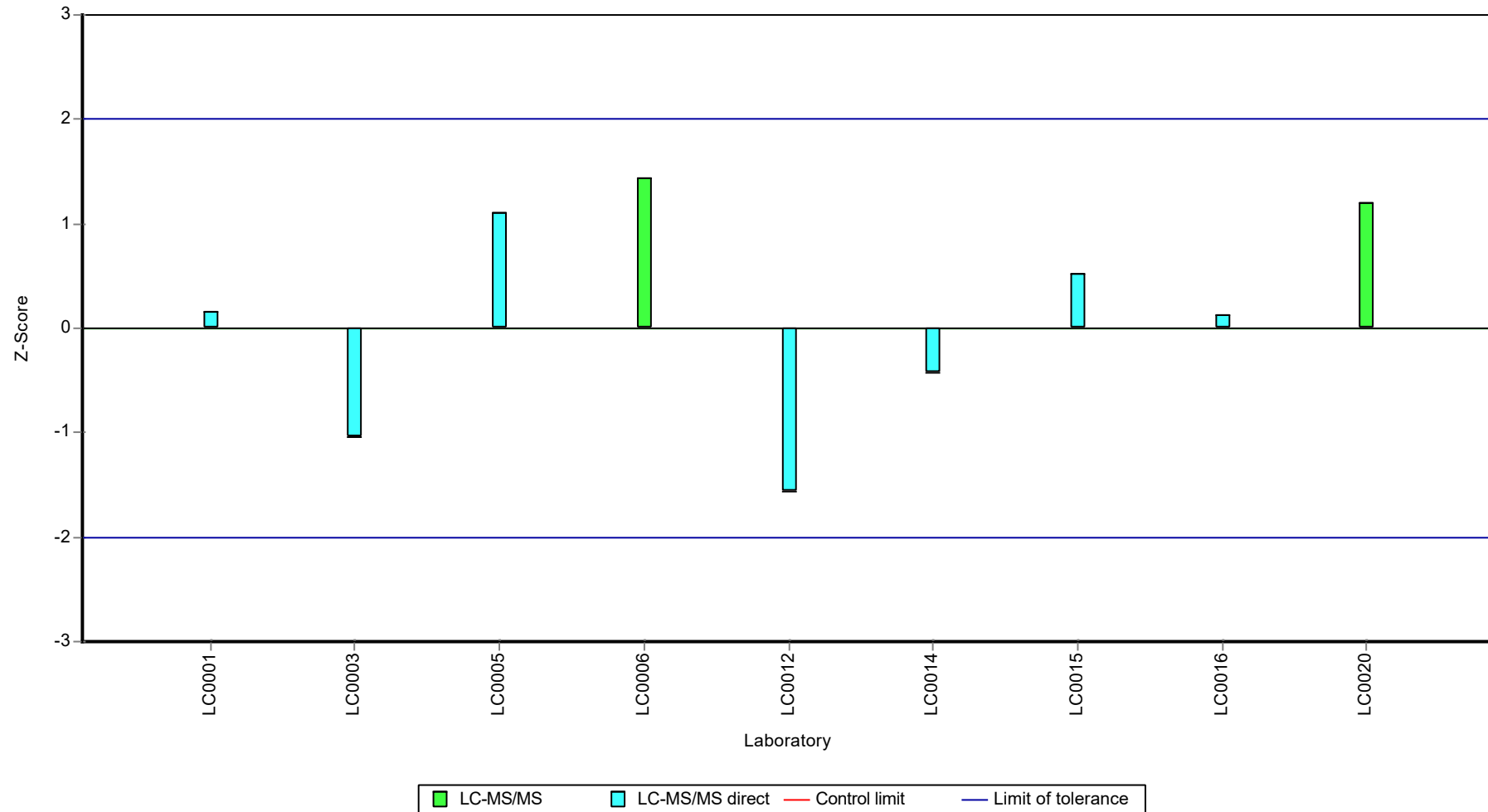
Recovery rate



Parameter oriented report Pharmaceuticals, Industrial Chemicals and Artificial Sweeteners - AZ9

Sample: AZ9A, Parameter: 4-Acetylaminoantipyrine

**Z-score**



Parameter oriented report Pharmaceuticals, Industrial Chemicals and Artificial Sweeteners - AZ9

Sample: AZ9B, Parameter: 4-Acetylaminoantipyrine

## Parameter oriented report

### AZ9 B

#### 4-Acetylaminoantipyrine

Unit	µg/l
Assigned value ± U (k=2)	-
Criterion	-
Minimum - Maximum	2.68 - 3.43
Control test value ± U (k=2)	-

Labcode	Result	± U	Recovery [%]	z-score	Comments
LC0001	3.249	0.406	-	-	
LC0002	-	-	-	-	
LC0003	2.67	0.401	-	-	
LC0004	-	-	-	-	
LC0005	3.29	0.21	-	-	
LC0006	3.43	0.34	-	-	
LC0007	-	-	-	-	
LC0008	-	-	-	-	
LC0009	-	-	-	-	
LC0010	-	-	-	-	
LC0011	-	-	-	-	
LC0012	2.683	1.342	-	-	
LC0013	-	-	-	-	
LC0014	2.896	0.434	-	-	
LC0015	3.43	0.446	-	-	
LC0016	3.16	0.347	-	-	
LC0017	-	-	-	-	
LC0018	-	-	-	-	
LC0019	-	-	-	-	
LC0020	3.44	0.86	-	-	
LC0021	-	-	-	-	

#### Characteristics of parameter

	all results	without outliers	Unit
Mean ± CI (99%)	3.14 ± 0.313	-	µg/l
Minimum	2.67	2.68	µg/l
Maximum	3.44	3.43	µg/l
Standard deviation	0.313	-	µg/l
rel. standard deviation	9.96	-	%
n	9	5	-

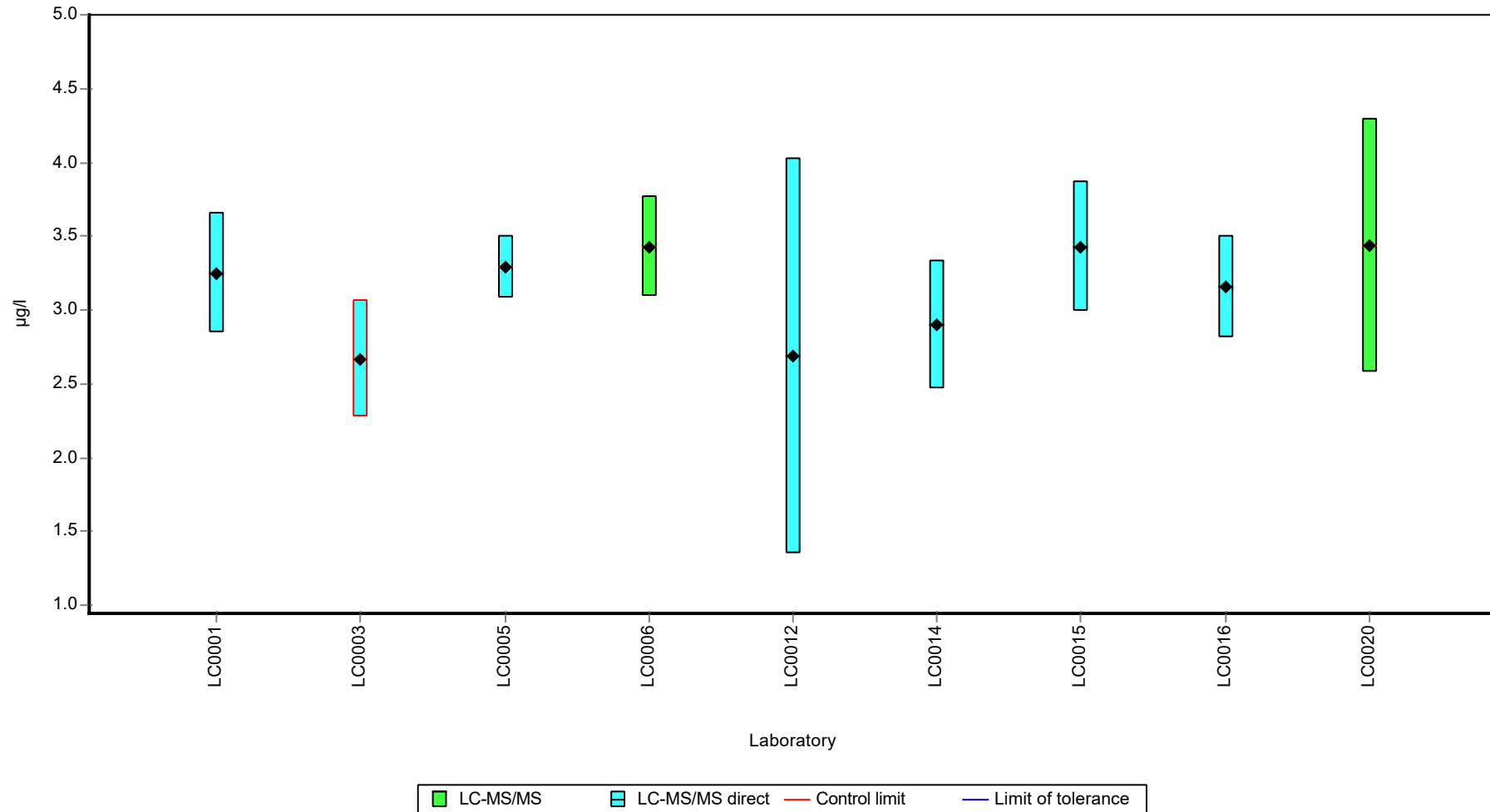


Parameter oriented report Pharmaceuticals, Industrial Chemicals and Artificial Sweeteners - AZ9

Sample: AZ9B, Parameter: 4-Acetylaminoantipyrine

Graphical presentation of results

Results



Parameter oriented report Pharmaceuticals, Industrial Chemicals and Artificial Sweeteners - AZ9

Sample: AZ9A, Parameter: 4-Formylaminoantipyrine

## Parameter oriented report

### AZ9 A

#### 4-Formylaminoantipyrine

Unit	µg/l
Assigned value ± U (k=2)	0.451 ± 0.0266
Criterion	0.0324 (7.2 %)
Minimum - Maximum	0.412 - 0.49
Control test value ± U (k=2)	0.51500 ± 0.0772

Labcode	Result	± U	Recovery [%]	z-score	Comments
LC0001	0.412	0.0515	91.5	-1.19	
LC0002	-	-	-	-	
LC0003	0.443	0.066	98.3	-0.23	
LC0004	-	-	-	-	
LC0005	0.454	0.0282	101	0.11	
LC0006	0.49	0.049	109	1.22	
LC0007	-	-	-	-	
LC0008	-	-	-	-	
LC0009	-	-	-	-	
LC0010	-	-	-	-	
LC0011	-	-	-	-	
LC0012	-	-	-	-	
LC0013	-	-	-	-	
LC0014	-	-	-	-	
LC0015	0.419	0.084	93	-0.97	
LC0016	0.485	0.0679	108	1.06	
LC0017	-	-	-	-	
LC0018	-	-	-	-	
LC0019	-	-	-	-	
LC0020	-	-	-	-	
LC0021	-	-	-	-	

#### Characteristics of parameter

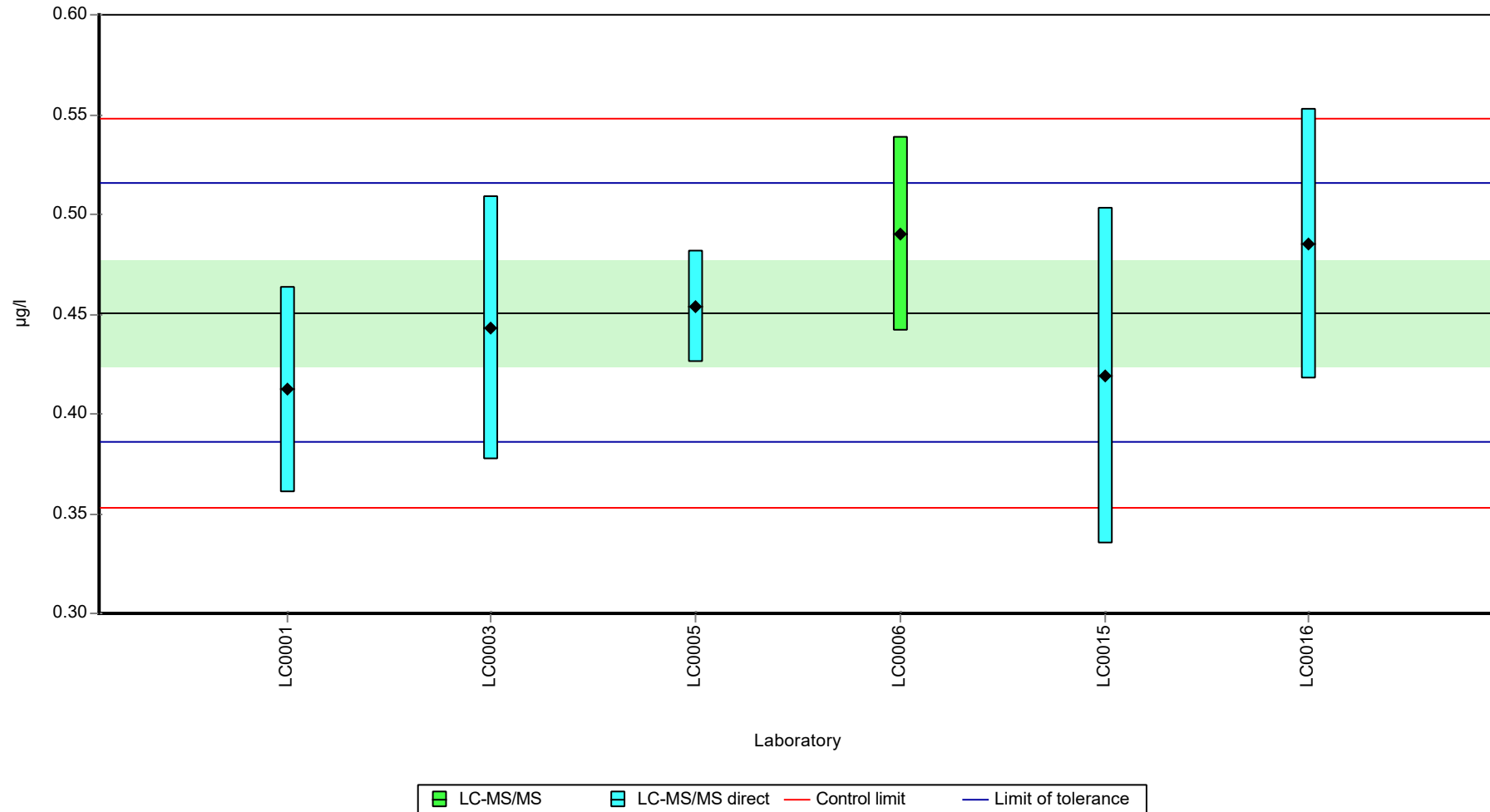
	all results	without outliers	Unit
Mean ± CI (99%)	0.451 ± 0.0399	0.451 ± 0.0399	µg/l
Minimum	0.412	0.412	µg/l
Maximum	0.49	0.49	µg/l
Standard deviation	0.0325	0.0325	µg/l
rel. standard deviation	7.22	7.22	%
n	6	6	-

Parameter oriented report Pharmaceuticals, Industrial Chemicals and Artificial Sweeteners - AZ9

Sample: AZ9A, Parameter: 4-Formylaminoantipyrine

Graphical presentation of results

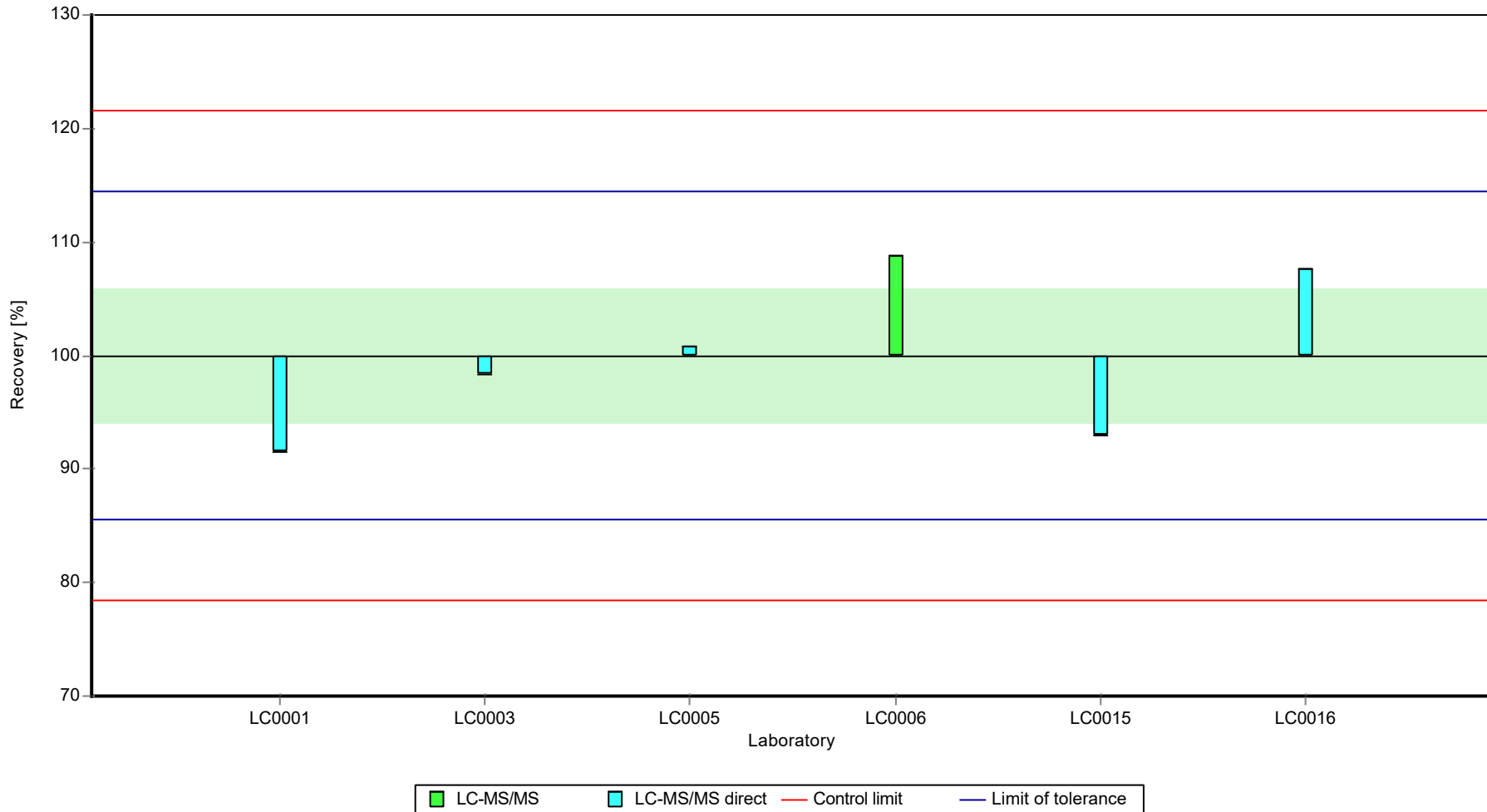
Results



Parameter oriented report Pharmaceuticals, Industrial Chemicals and Artificial Sweeteners - AZ9

Sample: AZ9A, Parameter: 4-Formylaminoantipyrine

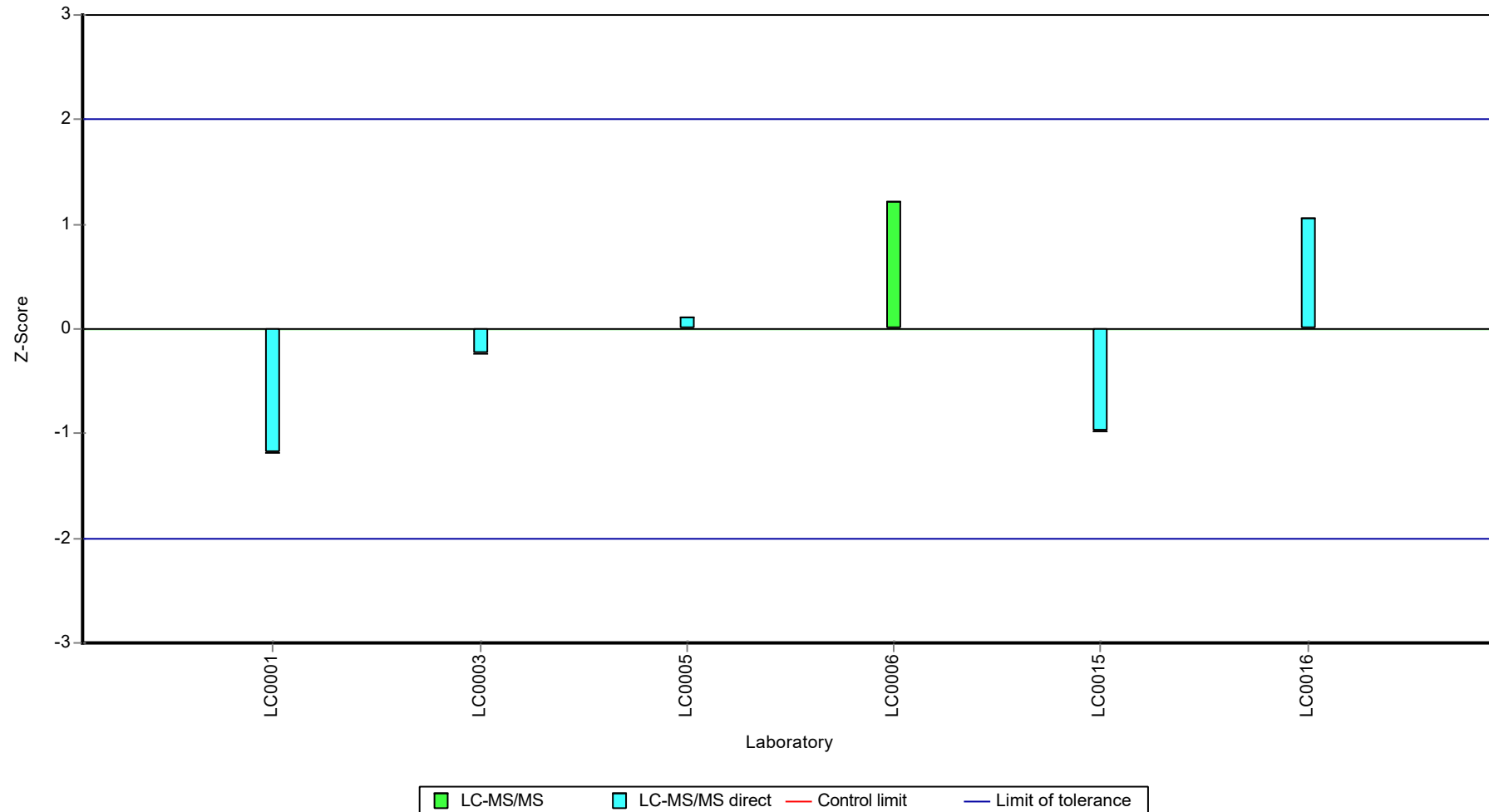
Recovery rate



Parameter oriented report Pharmaceuticals, Industrial Chemicals and Artificial Sweeteners - AZ9

Sample: AZ9A, Parameter: 4-Formylaminoantipyrine

Z-score



Parameter oriented report Pharmaceuticals, Industrial Chemicals and Artificial Sweeteners - AZ9

Sample: AZ9B, Parameter: 4-Formylaminoantipyrine

## Parameter oriented report

### AZ9 B

#### 4-Formylaminoantipyrine

Unit	µg/l
Assigned value ± U (k=2)	5.89 ± 0.233
Criterion	0.283 (4.8 %)
Minimum - Maximum	5.55 - 6.3
Control test value ± U (k=2)	6.0400 ± 0.907

Labcode	Result	± U	Recovery [%]	z-score	Comments
LC0001	5.547	0.6935	94.1	-1.23	
LC0002	-	-	-	-	
LC0003	6.12	0.917	104	0.8	
LC0004	-	-	-	-	
LC0005	5.86	0.363	99.4	-0.12	
LC0006	6.3	0.63	107	1.43	
LC0007	-	-	-	-	
LC0008	-	-	-	-	
LC0009	-	-	-	-	
LC0010	-	-	-	-	
LC0011	-	-	-	-	
LC0012	-	-	-	-	
LC0013	-	-	-	-	
LC0014	-	-	-	-	
LC0015	5.91	1.18	100	0.05	
LC0016	5.63	0.788	95.5	-0.94	
LC0017	-	-	-	-	
LC0018	-	-	-	-	
LC0019	-	-	-	-	
LC0020	-	-	-	-	
LC0021	-	-	-	-	

#### Characteristics of parameter

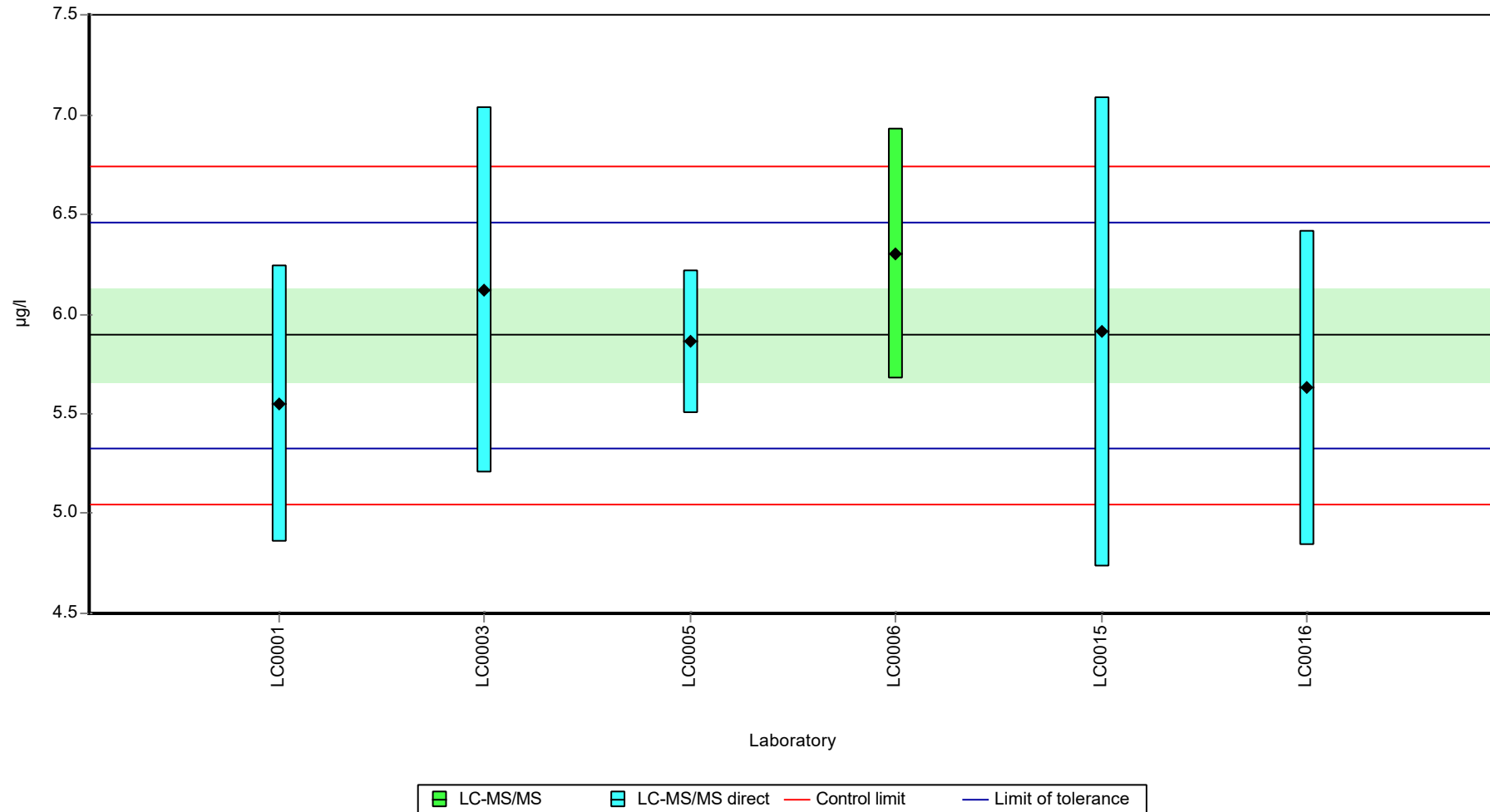
	all results	without outliers	Unit
Mean ± CI (99%)	5.89 ± 0.35	5.89 ± 0.35	µg/l
Minimum	5.55	5.55	µg/l
Maximum	6.3	6.3	µg/l
Standard deviation	0.285	0.285	µg/l
rel. standard deviation	4.84	4.84	%
n	6	6	-

Parameter oriented report Pharmaceuticals, Industrial Chemicals and Artificial Sweeteners - AZ9

Sample: AZ9B, Parameter: 4-Formylaminoantipyrine

Graphical presentation of results

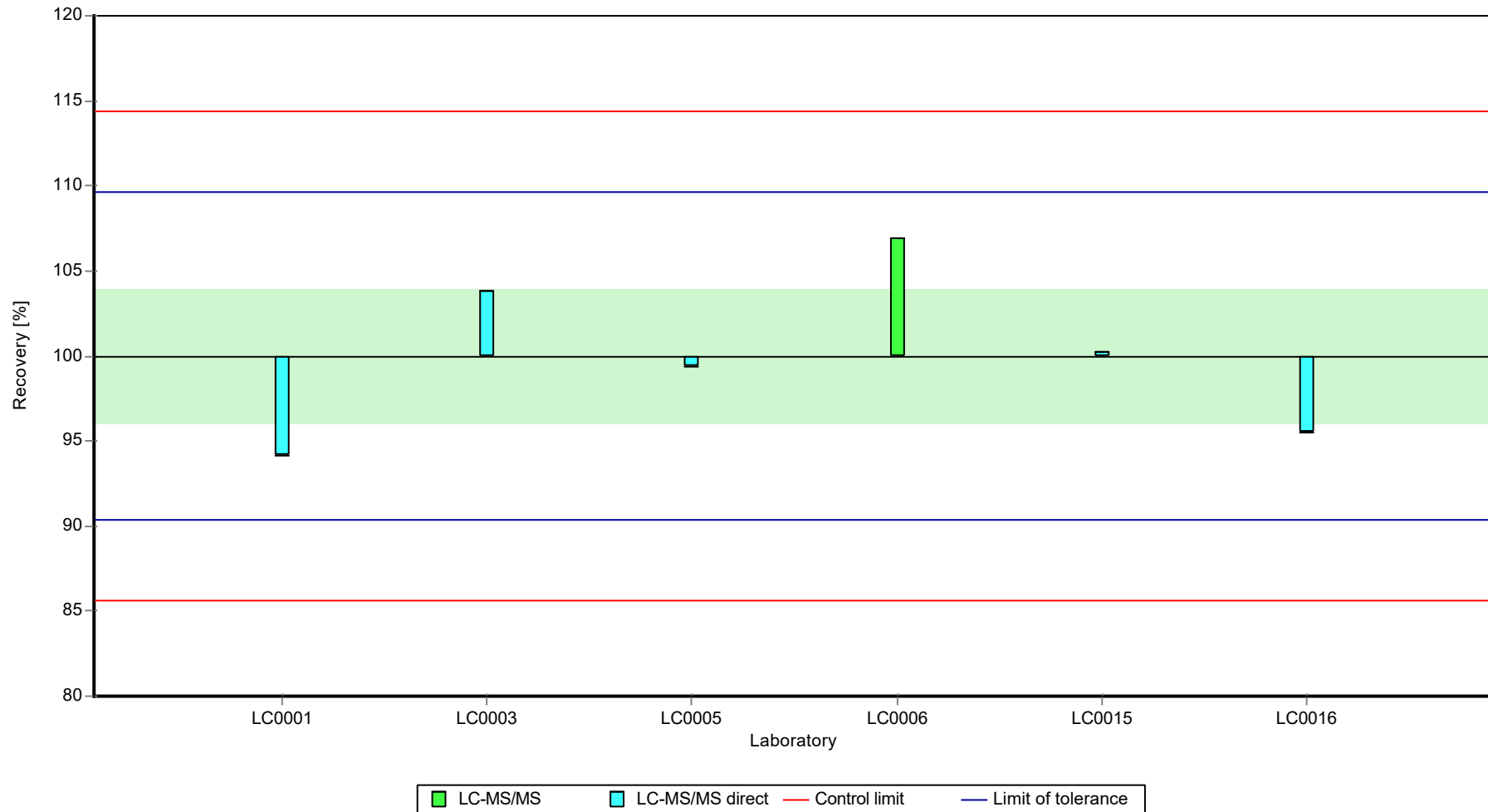
Results



Parameter oriented report Pharmaceuticals, Industrial Chemicals and Artificial Sweeteners - AZ9

Sample: AZ9B, Parameter: 4-Formylaminoantipyrine

Recovery rate

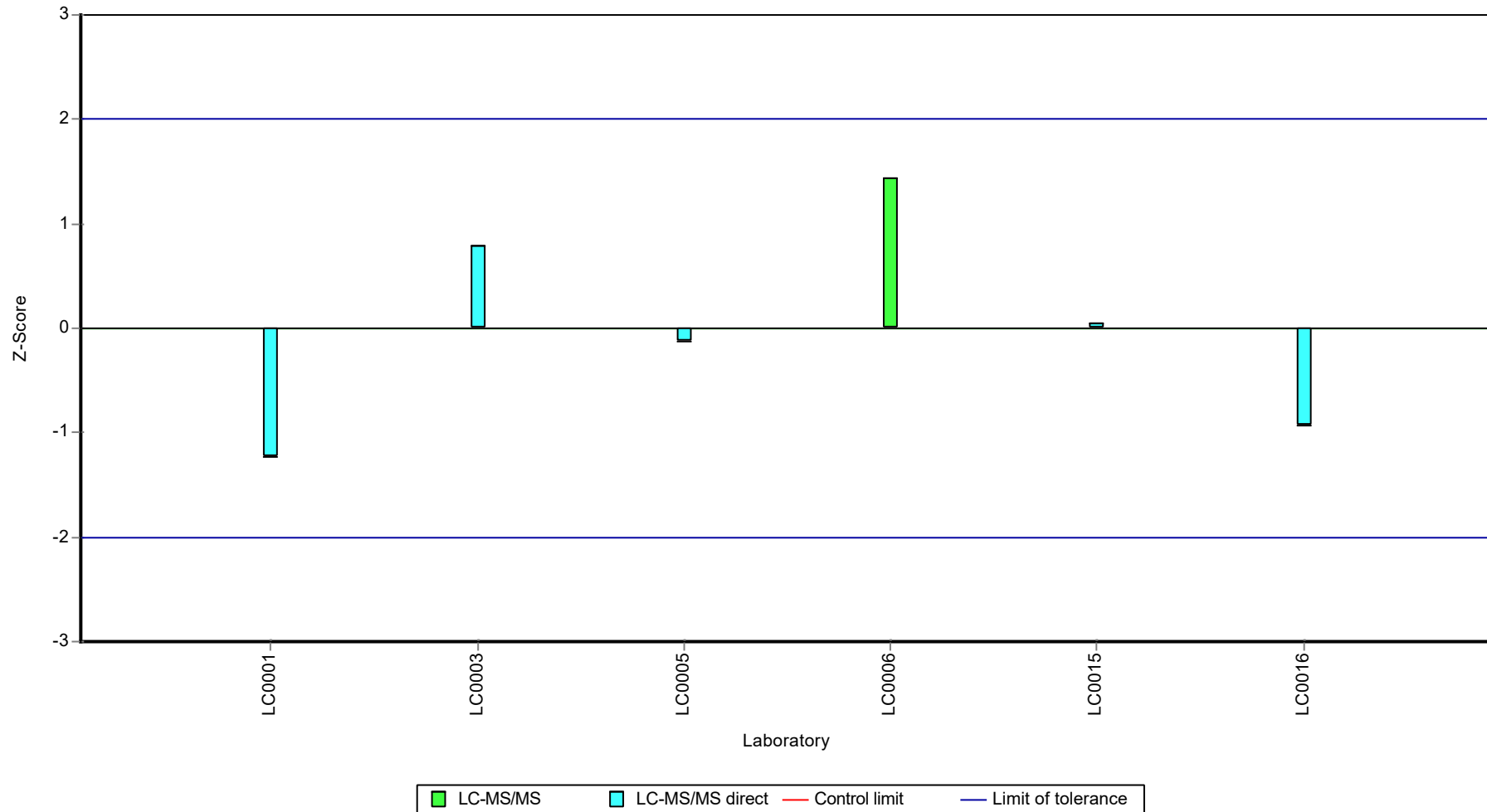




Parameter oriented report Pharmaceuticals, Industrial Chemicals and Artificial Sweeteners - AZ9

Sample: AZ9B, Parameter: 4-Formylaminoantipyrine

Z-score



Parameter oriented report Pharmaceuticals, Industrial Chemicals and Artificial Sweeteners - AZ9

Sample: AZ9A, Parameter: 10,11-Dihydro-10,11-Dihydroxycarbamazepine

## Parameter oriented report

### AZ9 A

#### 10,11-Dihydro-10,11-Dihydroxycarbamazepine

Unit	µg/l
Assigned value ± U (k=2)	0.178 ± 0.0328
Criterion	0.0409 (23 %)
Minimum - Maximum	0.132 - 0.239
Control test value ± U (k=2)	0.20700 ± 0.031

Labcode	Result	± U	Recovery [%]	z-score	Comments
LC0001	0.152	0.019	85.5	-0.63	
LC0002	-	-	-	-	
LC0003	-	-	-	-	
LC0004	-	-	-	-	
LC0005	-	-	-	-	
LC0006	0.239	0.024	134	1.5	
LC0007	-	-	-	-	
LC0008	0.132	0.017	74.2	-1.12	
LC0009	-	-	-	-	
LC0010	-	-	-	-	
LC0011	-	-	-	-	
LC0012	-	-	-	-	
LC0013	0.213	0.043	120	0.86	
LC0014	-	-	-	-	
LC0015	0.165	0.051	92.8	-0.31	
LC0016	-	-	-	-	
LC0017	-	-	-	-	
LC0018	0.166	0.022	93.3	-0.29	
LC0019	-	-	-	-	
LC0020	-	-	-	-	
LC0021	-	-	-	-	

#### Characteristics of parameter

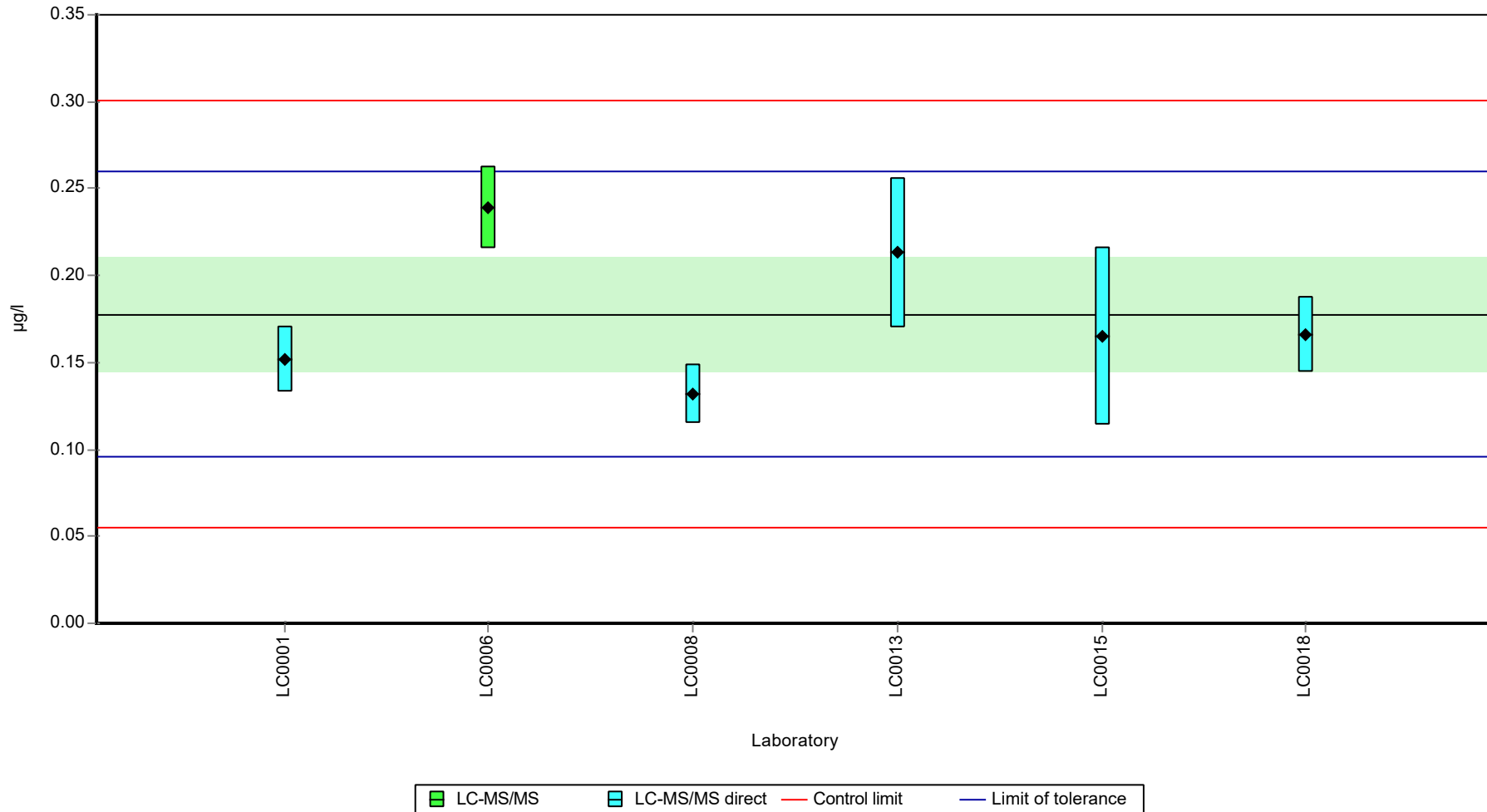
	all results	without outliers	Unit
Mean ± CI (99%)	0.178 ± 0.0491	0.178 ± 0.0491	µg/l
Minimum	0.132	0.132	µg/l
Maximum	0.239	0.239	µg/l
Standard deviation	0.0401	0.0401	µg/l
rel. standard deviation	22.6	22.6	%
n	6	6	-

Parameter oriented report Pharmaceuticals, Industrial Chemicals and Artificial Sweeteners - AZ9

Sample: AZ9A, Parameter: 10,11-Dihydro-10,11-Dihydroxycarbamazepine

Graphical presentation of results

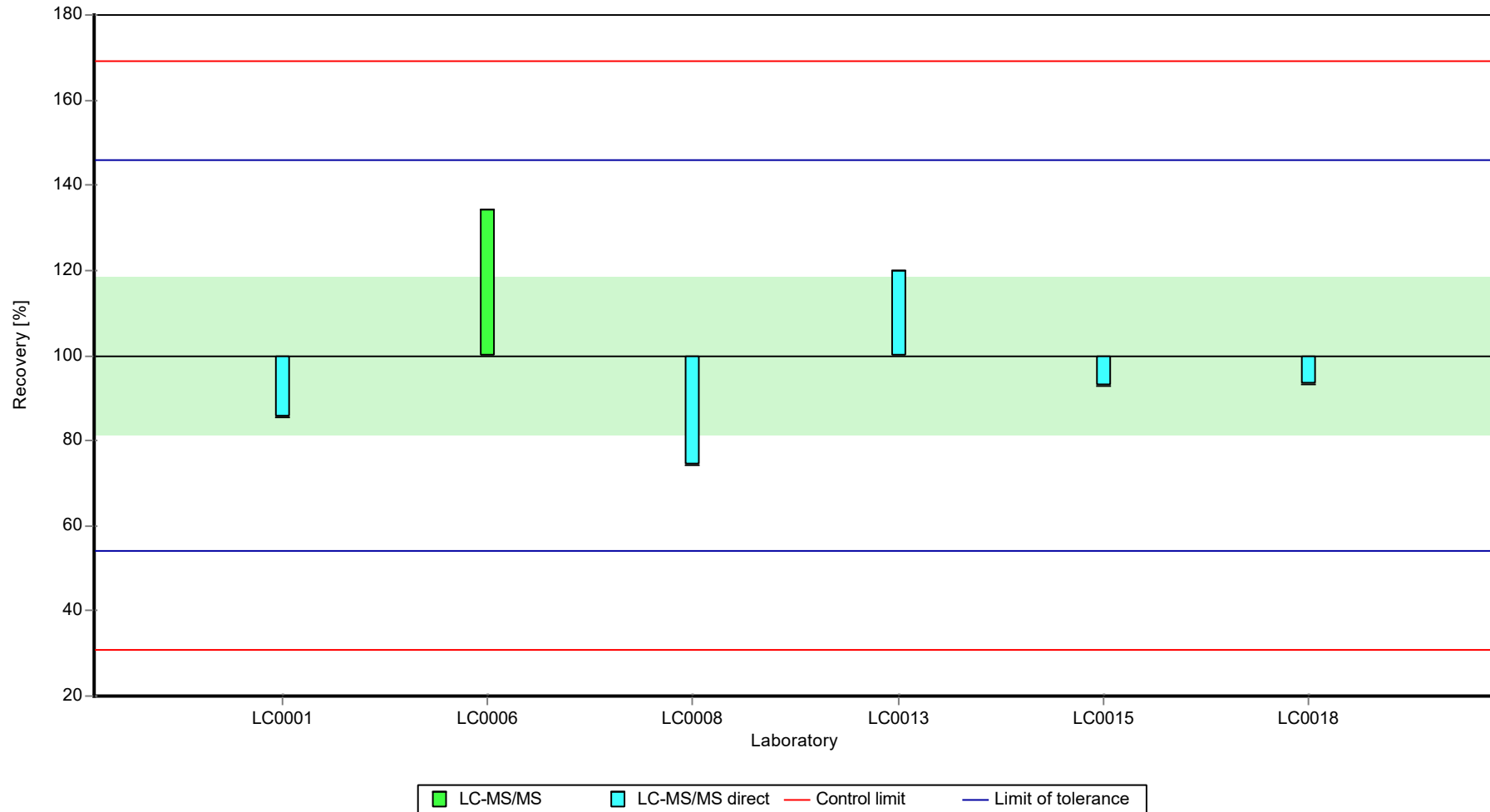
Results



Parameter oriented report Pharmaceuticals, Industrial Chemicals and Artificial Sweeteners - AZ9

Sample: AZ9A, Parameter: 10,11-Dihydro-10,11-Dihydroxycarbamazepine

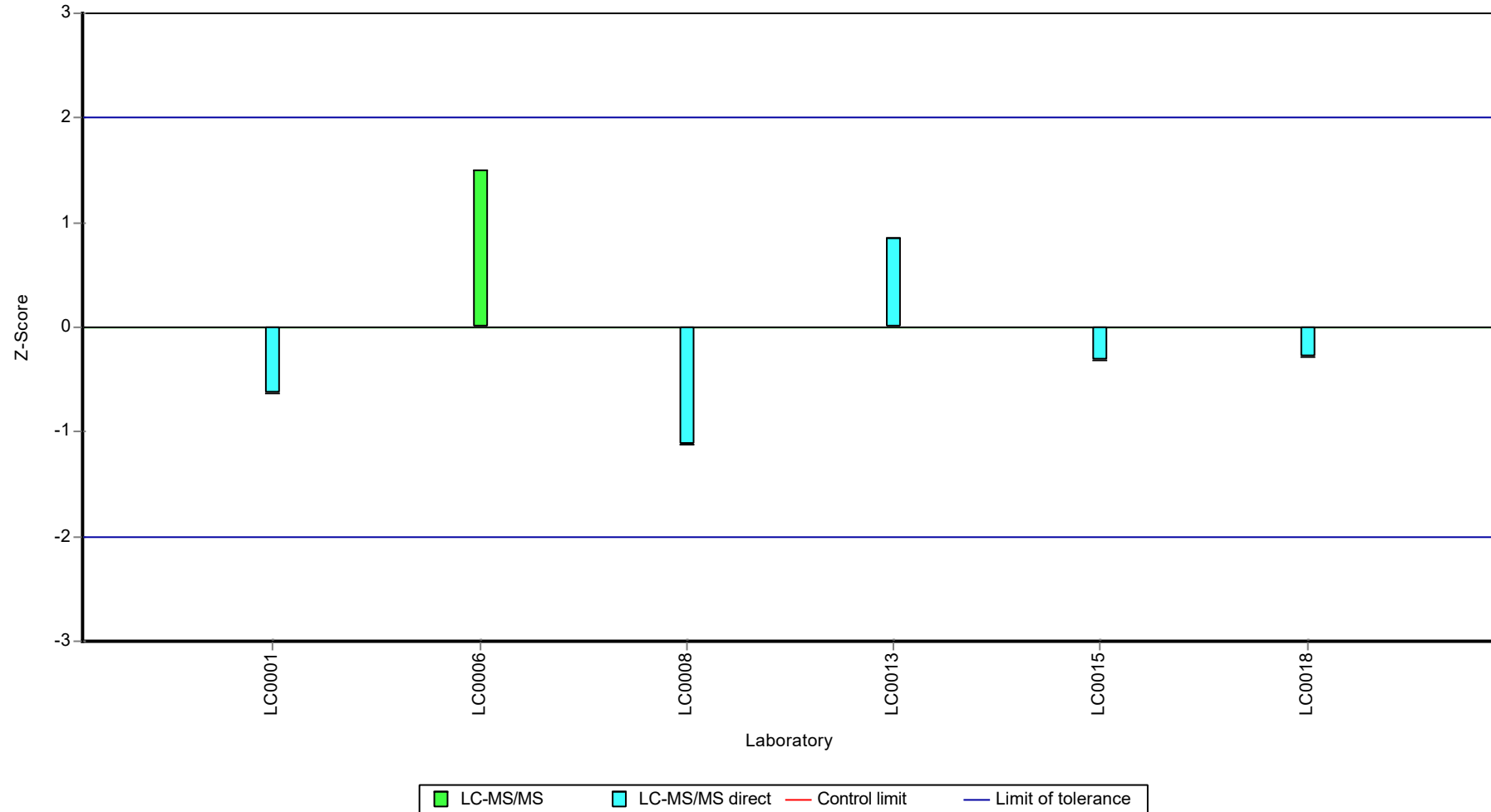
Recovery rate



Parameter oriented report Pharmaceuticals, Industrial Chemicals and Artificial Sweeteners - AZ9

Sample: AZ9A, Parameter: 10,11-Dihydro-10,11-Dihydroxycarbamazepine

Z-score



Parameter oriented report Pharmaceuticals, Industrial Chemicals and Artificial Sweeteners - AZ9

Sample: AZ9B, Parameter: 10,11-Dihydro-10,11-Dihydroxycarbamazepine

## Parameter oriented report

### AZ9 B

#### 10,11-Dihydro-10,11-Dihydroxycarbamazepine

Unit	µg/l
Assigned value ± U (k=2)	1.28 ± 0.157
Criterion	0.192 (15 %)
Minimum - Maximum	1.05 - 1.62
Control test value ± U (k=2)	1.4500 ± 0.217

Labcode	Result	± U	Recovery [%]	z-score	Comments
LC0001	1.045	0.1305	81.7	-1.22	
LC0002	-	-	-	-	
LC0003	-	-	-	-	
LC0004	-	-	-	-	
LC0005	-	-	-	-	
LC0006	1.62	0.162	127	1.77	
LC0007	-	-	-	-	
LC0008	1.194	0.153	93.3	-0.45	
LC0009	-	-	-	-	
LC0010	-	-	-	-	
LC0011	-	-	-	-	
LC0012	-	-	-	-	
LC0013	1.34	0.268	105	0.31	
LC0014	-	-	-	-	
LC0015	1.23	0.38	96.1	-0.26	
LC0016	-	-	-	-	
LC0017	-	-	-	-	
LC0018	1.249	0.166	97.6	-0.16	
LC0019	-	-	-	-	
LC0020	-	-	-	-	
LC0021	-	-	-	-	

#### Characteristics of parameter

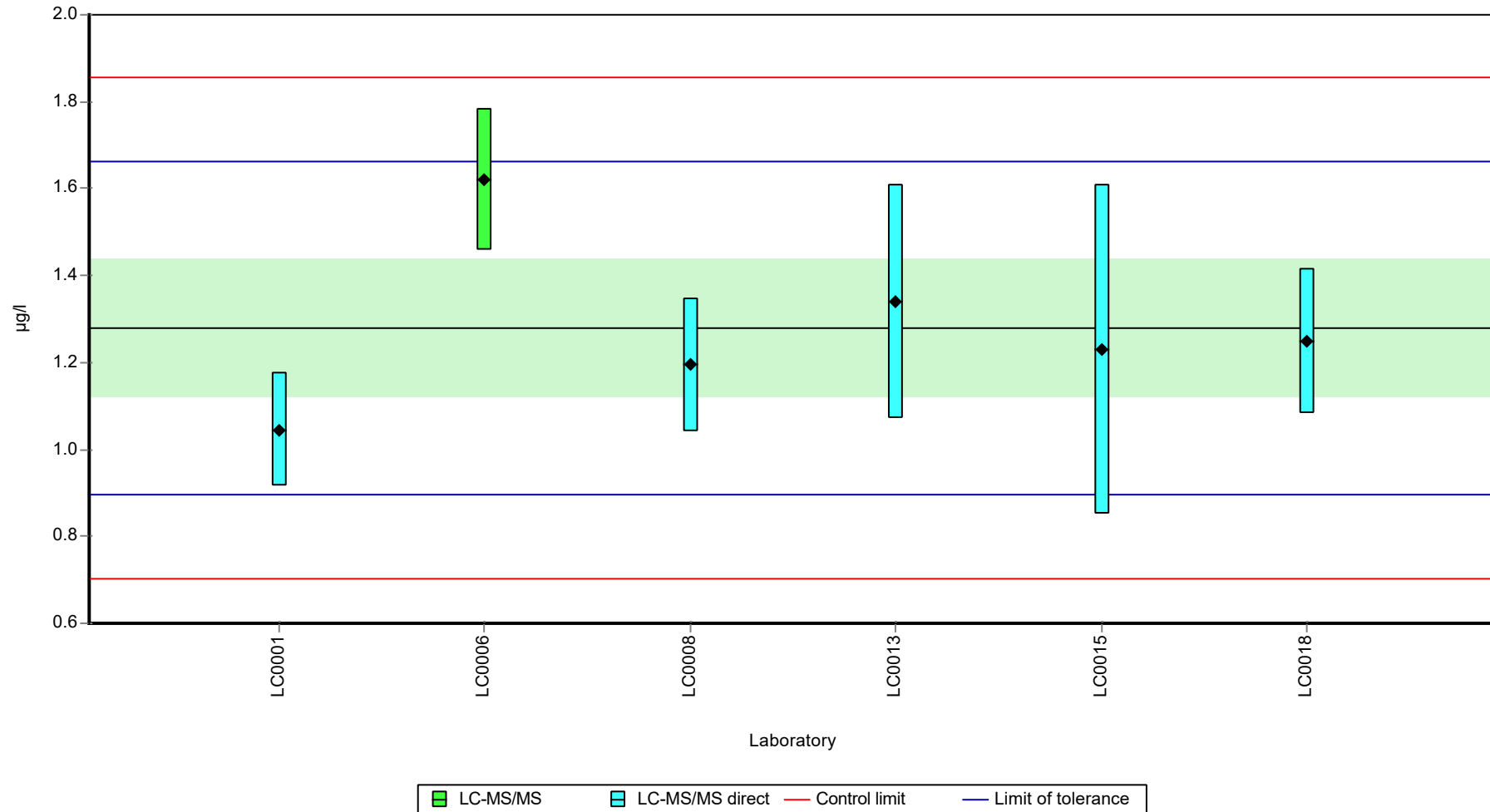
	all results	without outliers	Unit
Mean ± CI (99%)	1.28 ± 0.236	1.28 ± 0.236	µg/l
Minimum	1.05	1.05	µg/l
Maximum	1.62	1.62	µg/l
Standard deviation	0.193	0.193	µg/l
rel. standard deviation	15	15	%
n	6	6	-

Parameter oriented report Pharmaceuticals, Industrial Chemicals and Artificial Sweeteners - AZ9

Sample: AZ9B, Parameter: 10,11-Dihydro-10,11-Dihydroxycarbamazepine

Graphical presentation of results

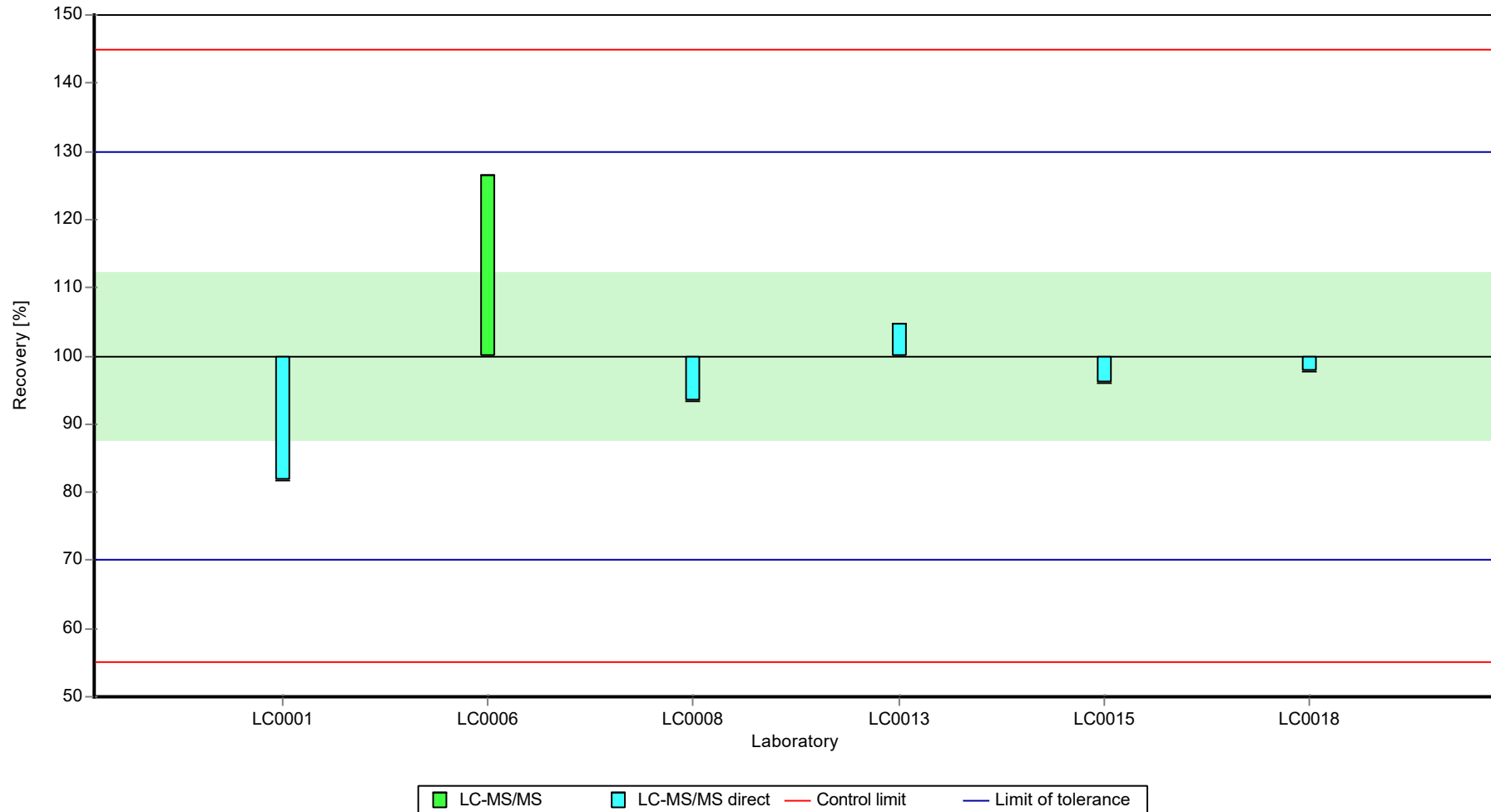
Results



Parameter oriented report Pharmaceuticals, Industrial Chemicals and Artificial Sweeteners - AZ9

Sample: AZ9B, Parameter: 10,11-Dihydro-10,11-Dihydroxycarbamazepine

Recovery rate

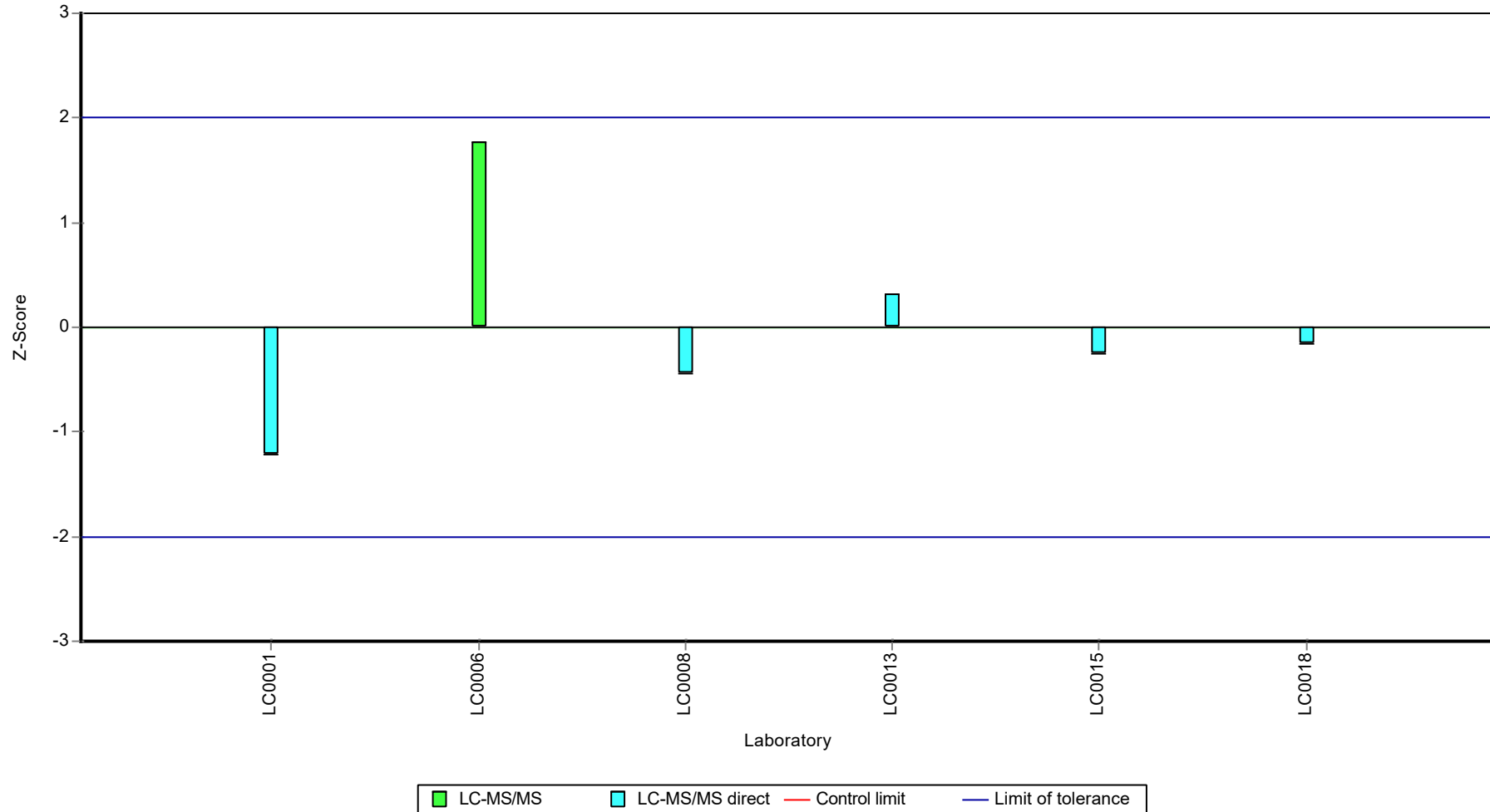




Parameter oriented report Pharmaceuticals, Industrial Chemicals and Artificial Sweeteners - AZ9

Sample: AZ9B, Parameter: 10,11-Dihydro-10,11-Dihydroxycarbamazepine

Z-score



Parameter oriented report Pharmaceuticals, Industrial  
Chemicals and Artificial Sweeteners - AZ9

Sample: AZ9A, Parameter: Acesulfame

## Parameter oriented report

### AZ9 A

#### Acesulfame

Unit	µg/l
Assigned value ± U (k=2)	0.67 ± 0.0629
Criterion	0.114 (17 %)
Minimum - Maximum	0.406 - 0.85
Control test value ± U (k=2)	0.95700 ± 0.191

Labcode	Result	± U	Recovery [%]	z-score	Comments
LC0001	0.7269	0.091	109	0.5	
LC0002	0.85	0.09	127	1.58	
LC0003	0.786	0.118	117	1.02	
LC0004	0.68	0.122	102	0.09	
LC0005	0.762	0.0556	114	0.81	
LC0006	0.718	0.072	107	0.42	
LC0007	-	-	-	-	
LC0008	0.406	0.045	60.6	-2.32	
LC0009	-	-	-	-	
LC0010	-	-	-	-	
LC0011	-	-	-	-	
LC0012	-	-	-	-	
LC0013	0.645	0.161	96.3	-0.22	
LC0014	0.644	0.161	96.2	-0.23	
LC0015	0.589	0.112	87.9	-0.71	
LC0016	0.564	0.0959	84.2	-0.93	
LC0017	0.668	0.2	99.7	-0.02	
LC0018	-	-	-	-	
LC0019	0.635	0.191	94.8	-0.3	
LC0020	-	-	-	-	
LC0021	-	-	-	-	

#### Characteristics of parameter

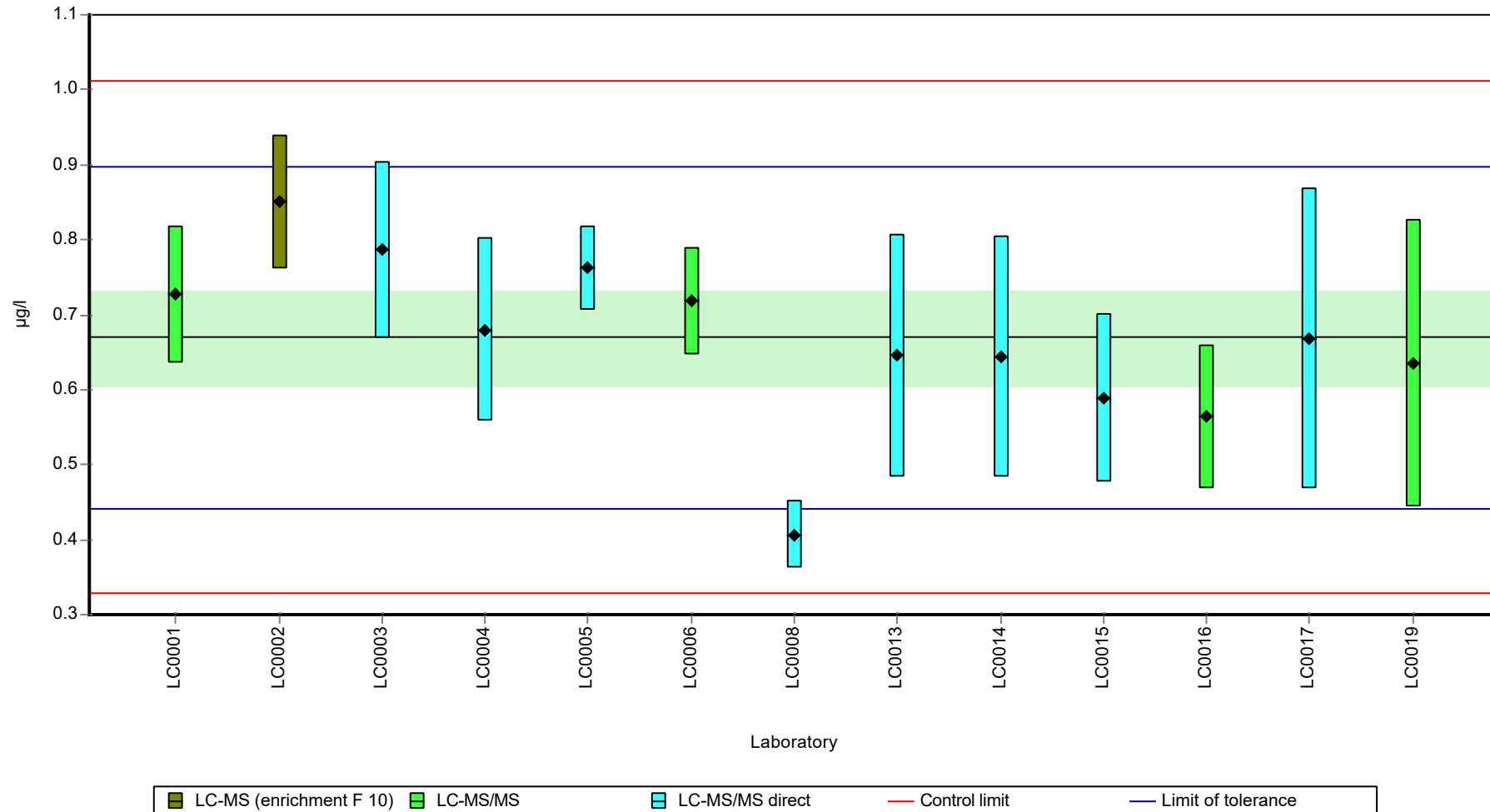
	all results	without outliers	Unit
Mean ± CI (99%)	0.667 ± 0.093	0.667 ± 0.093	µg/l
Minimum	0.406	0.406	µg/l
Maximum	0.85	0.85	µg/l
Standard deviation	0.112	0.112	µg/l
rel. standard deviation	16.8	16.8	%
n	13	13	-

Parameter oriented report Pharmaceuticals, Industrial Chemicals and Artificial Sweeteners - AZ9

Sample: AZ9A, Parameter: Acesulfame

Graphical presentation of results

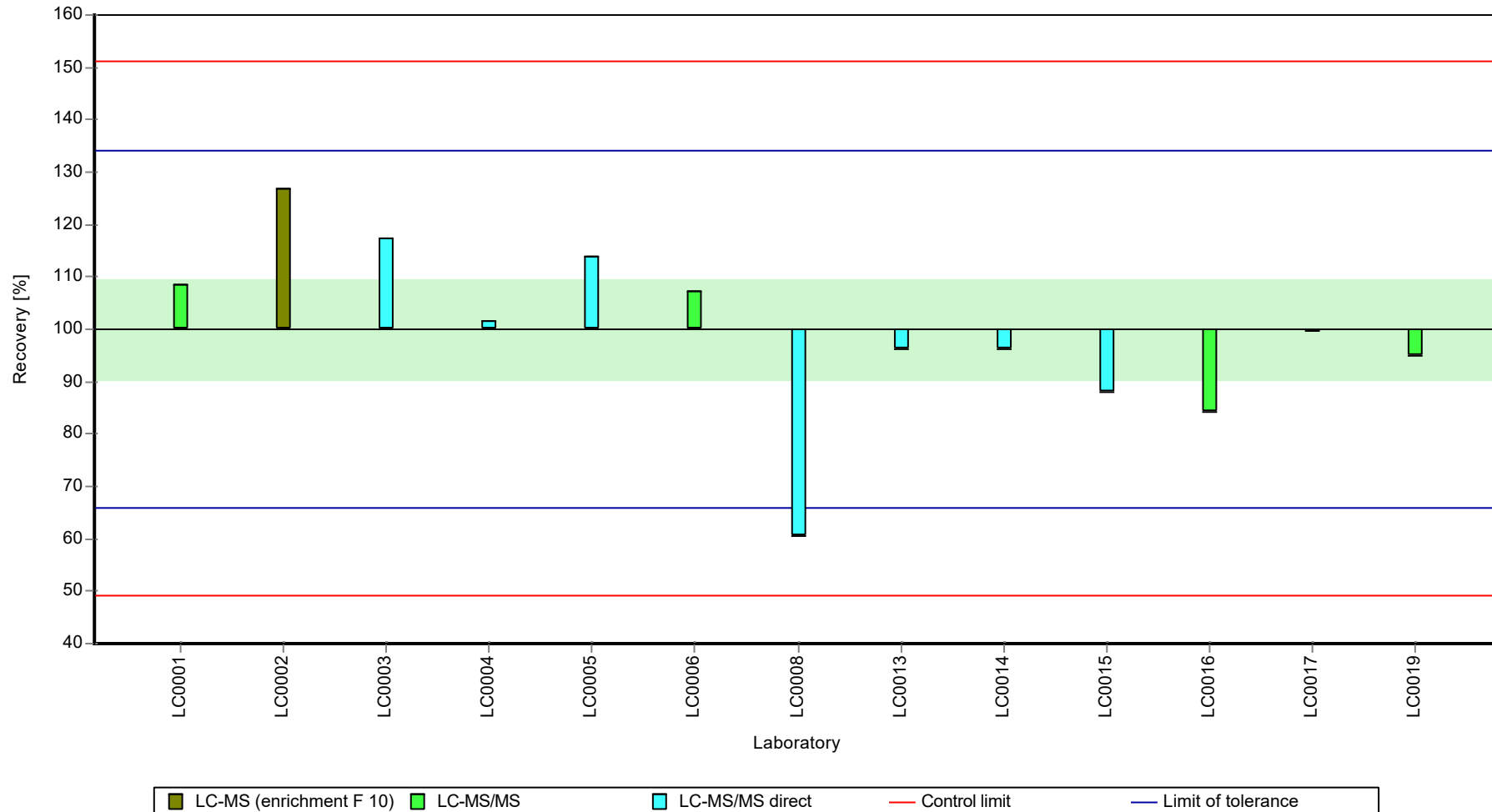
Results



Parameter oriented report Pharmaceuticals, Industrial Chemicals and Artificial Sweeteners - AZ9

Sample: AZ9A, Parameter: Acesulfame

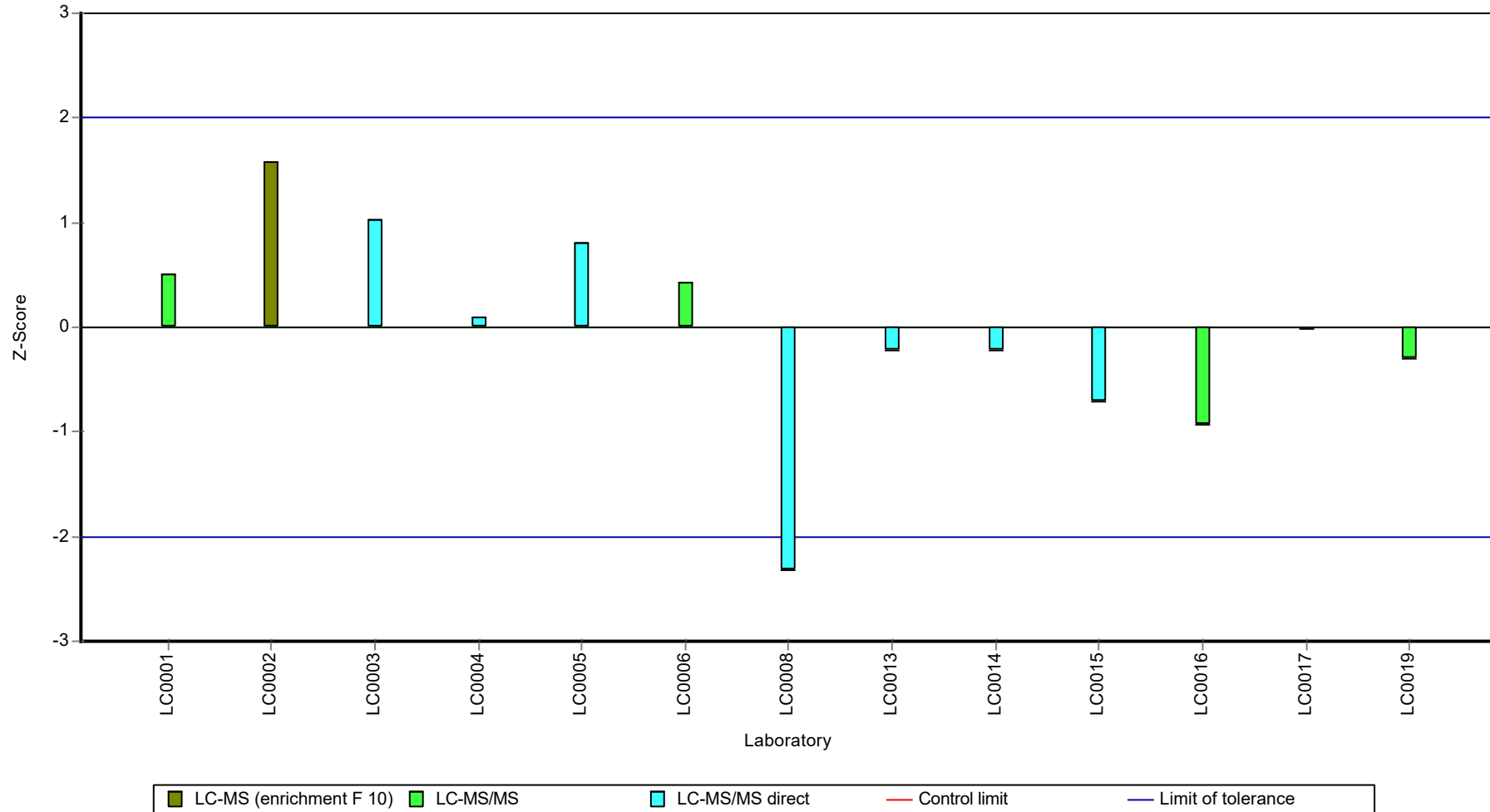
Recovery rate



Parameter oriented report Pharmaceuticals, Industrial Chemicals and Artificial Sweeteners - AZ9

Sample: AZ9A, Parameter: Acesulfame

Z-score



Parameter oriented report Pharmaceuticals, Industrial  
Chemicals and Artificial Sweeteners - AZ9

Sample: AZ9B, Parameter: Acesulfame

## Parameter oriented report

### AZ9 B

#### Acesulfame

Unit	µg/l
Assigned value ± U (k=2)	0.947 ± 0.0826
Criterion	0.161 (17 %)
Minimum - Maximum	0.78 - 1.19
Control test value ± U (k=2)	1.2300 ± 0.246

Labcode	Result	± U	Recovery [%]	z-score	Comments
LC0001	0.9808	0.1225	104	0.21	
LC0002	1.19	0.13	126	1.51	
LC0003	1.05	0.157	111	0.64	
LC0004	0.936	0.168	98.8	-0.07	
LC0005	1.05	0.0767	111	0.64	
LC0006	1	0.1	106	0.33	
LC0007	-	-	-	-	
LC0008	0.542	0.061	57.2	-2.52	H
LC0009	-	-	-	-	
LC0010	-	-	-	-	
LC0011	-	-	-	-	
LC0012	-	-	-	-	
LC0013	0.974	0.243	103	0.17	
LC0014	0.872	0.218	92.1	-0.47	
LC0015	0.932	0.177	98.4	-0.09	
LC0016	0.78	0.133	82.4	-1.04	
LC0017	0.903	0.27	95.4	-0.27	
LC0018	-	-	-	-	
LC0019	0.88	0.264	92.9	-0.42	
LC0020	-	-	-	-	
LC0021	-	-	-	-	

#### Characteristics of parameter

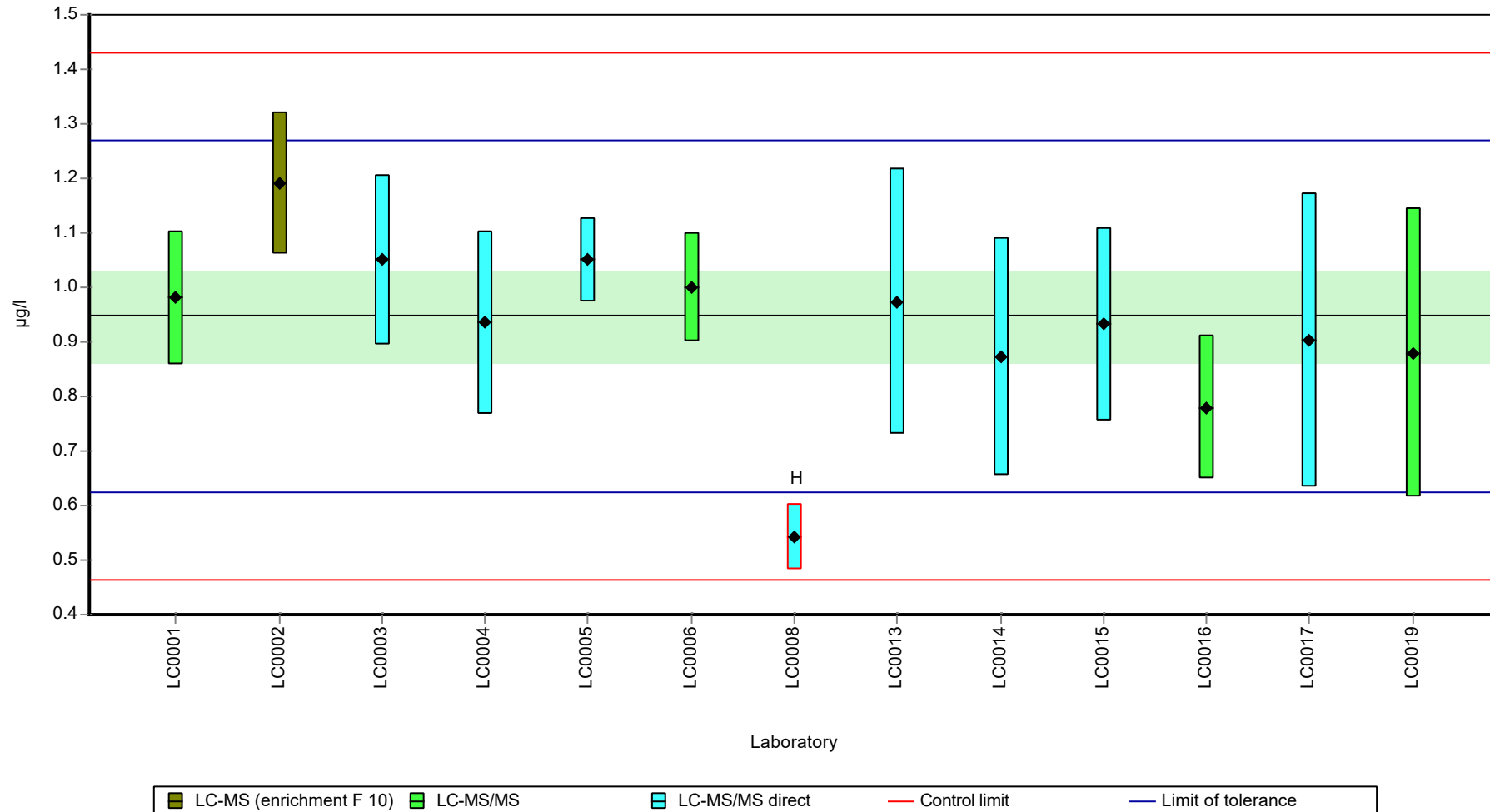
	all results	without outliers	Unit
Mean ± CI (99%)	0.93 ± 0.128	0.962 ± 0.0914	µg/l
Minimum	0.542	0.78	µg/l
Maximum	1.19	1.19	µg/l
Standard deviation	0.154	0.105	µg/l
rel. standard deviation	16.6	11	%
n	13	12	-

Parameter oriented report Pharmaceuticals, Industrial Chemicals and Artificial Sweeteners - AZ9

Sample: AZ9B, Parameter: Acesulfame

Graphical presentation of results

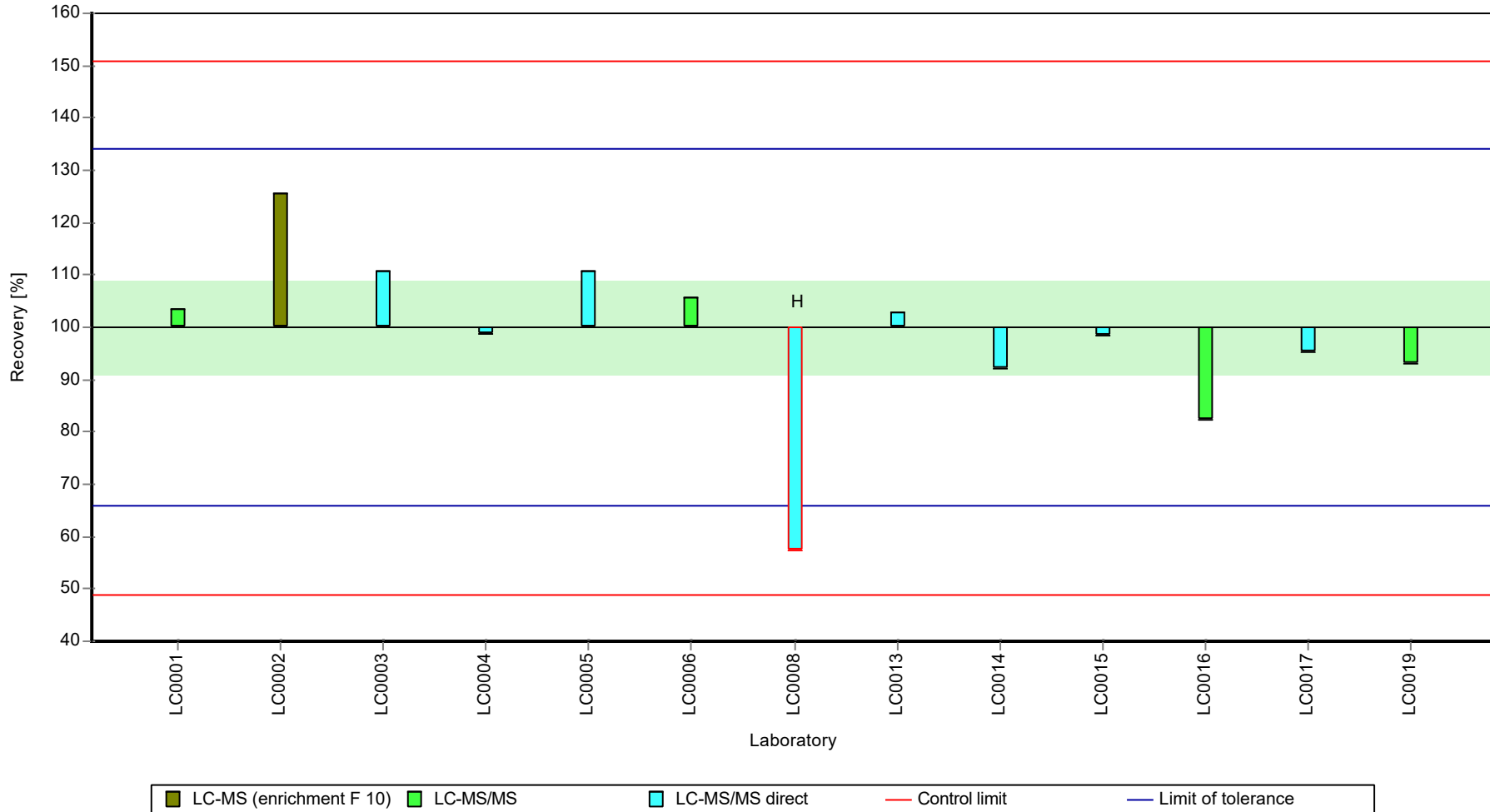
Results



Parameter oriented report Pharmaceuticals, Industrial Chemicals and Artificial Sweeteners - AZ9

Sample: AZ9B, Parameter: Acesulfame

Recovery rate

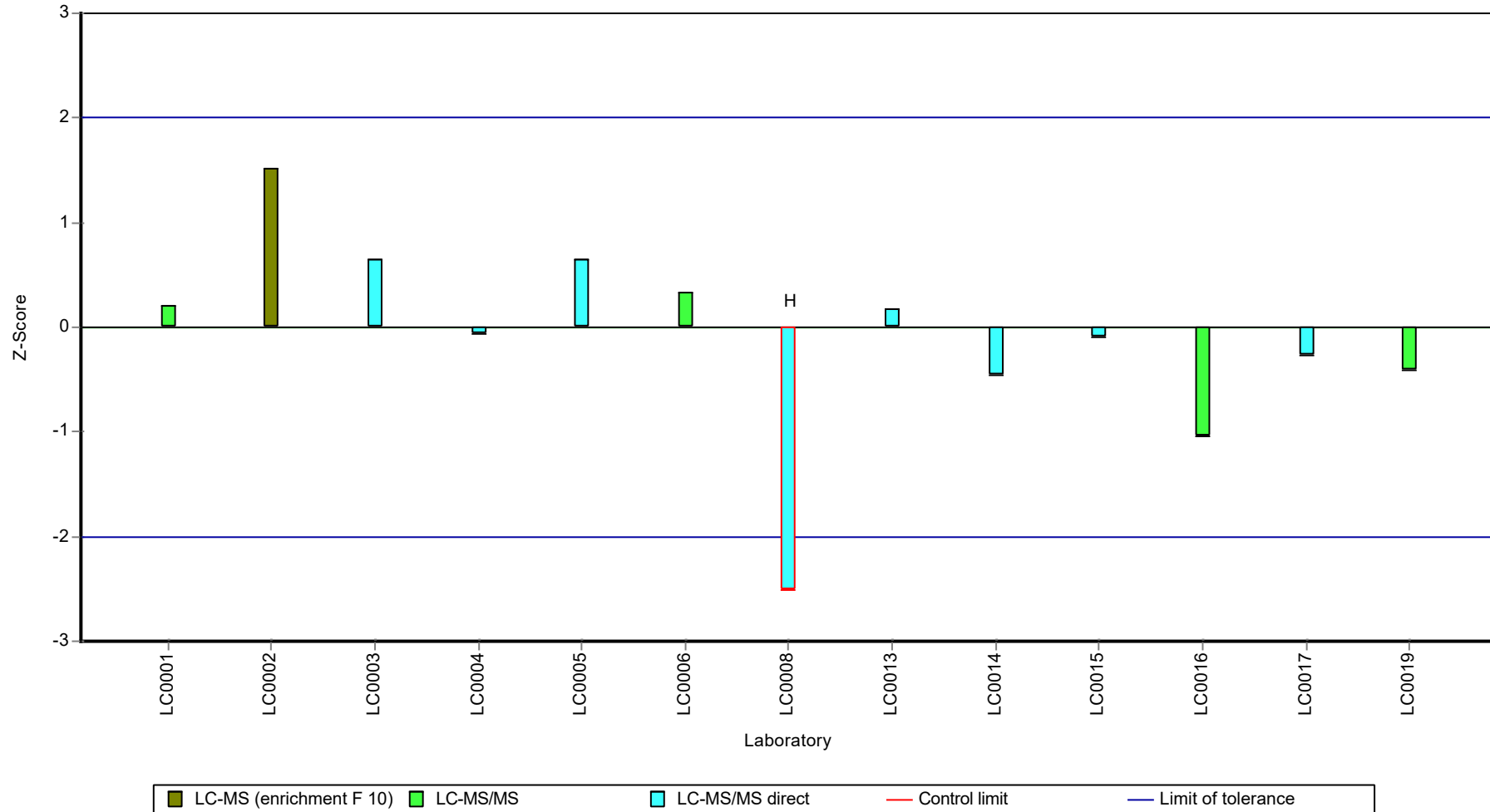




Parameter oriented report Pharmaceuticals, Industrial Chemicals and Artificial Sweeteners - AZ9

Sample: AZ9B, Parameter: Acesulfame

Z-score



Parameter oriented report Pharmaceuticals, Industrial  
Chemicals and Artificial Sweeteners - AZ9

Sample: AZ9A, Parameter: Amidotrizoic acid

## Parameter oriented report

### AZ9 A

#### Amidotrizoic acid

Unit	µg/l
Assigned value ± U (k=2)	1.87 ± 0.0965
Criterion	0.467 (25 %)
Minimum - Maximum	1.65 - 2.31
Control test value ± U (k=2)	2.19000 ± 0.328

Labcode	Result	± U	Recovery [%]	z-score	Comments
LC0001	2.312	0.289	124	0.95	
LC0002	2.03	0.37	109	0.35	
LC0003	-	-	-	-	
LC0004	1.752	0.315	93.9	-0.24	
LC0005	1.88	0.224	101	0.03	
LC0006	1.89	0.189	101	0.05	
LC0007	-	-	-	-	
LC0008	1.896	0.212	102	0.06	
LC0009	-	-	-	-	
LC0010	-	-	-	-	
LC0011	-	-	-	-	
LC0012	1.399	0.7	75	-1	H
LC0013	1.91	0.382	102	0.09	
LC0014	1.645	0.411	88.1	-0.47	
LC0015	1.928	0.328	103	0.13	
LC0016	1.79	0.466	95.9	-0.16	
LC0017	1.68	0.5	90	-0.4	
LC0018	-	-	-	-	
LC0019	1.7	0.339	91.1	-0.36	
LC0020	1.85	0.46	99.1	-0.04	
LC0021	-	-	-	-	

#### Characteristics of parameter

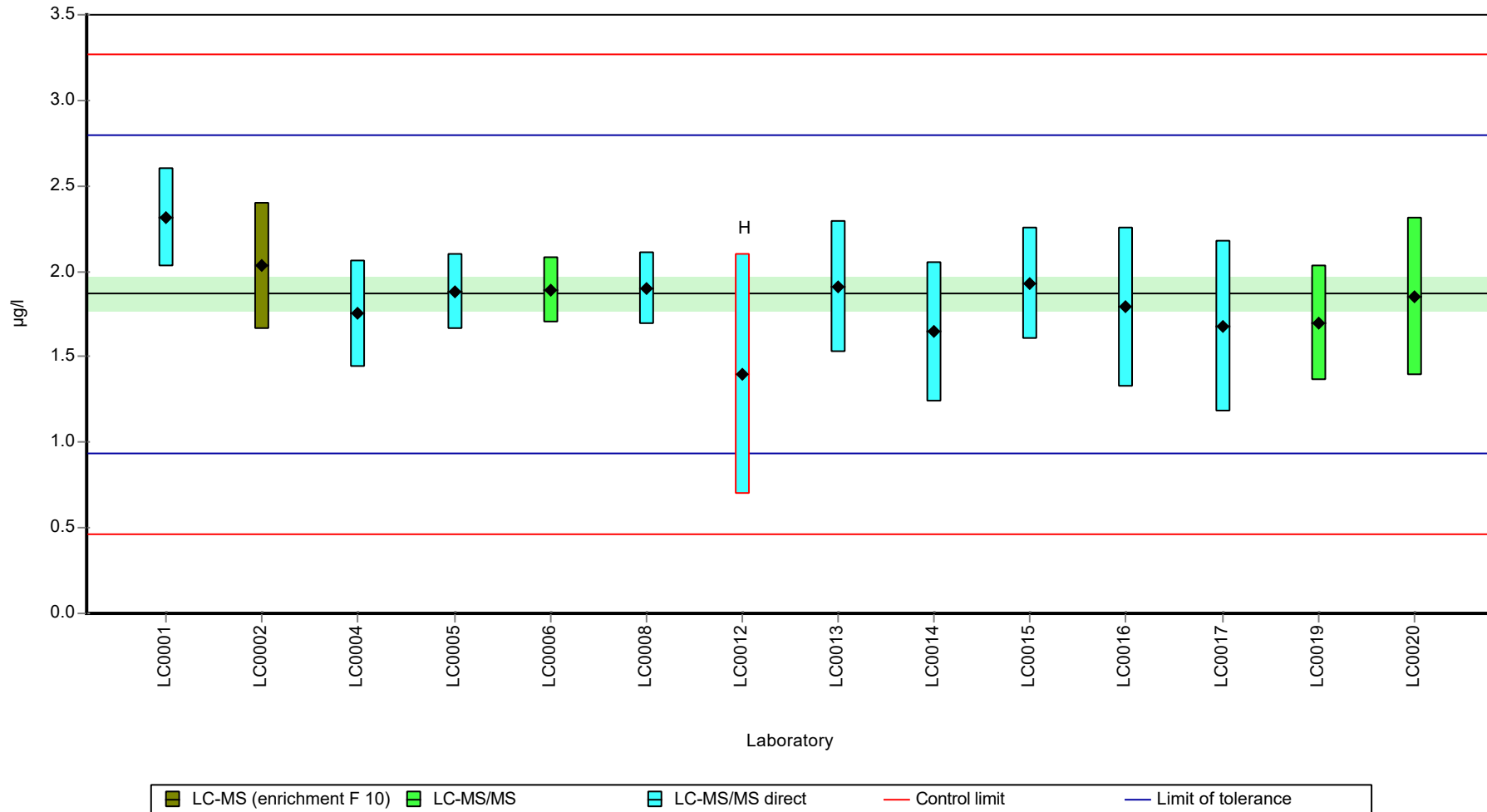
	all results	without outliers	Unit
Mean ± CI (99%)	1.83 ± 0.167	1.87 ± 0.145	µg/l
Minimum	1.4	1.65	µg/l
Maximum	2.31	2.31	µg/l
Standard deviation	0.209	0.174	µg/l
rel. standard deviation	11.4	9.32	%
n	14	13	-

Parameter oriented report Pharmaceuticals, Industrial Chemicals and Artificial Sweeteners - AZ9

Sample: AZ9A, Parameter: Amidotrizoic acid

Graphical presentation of results

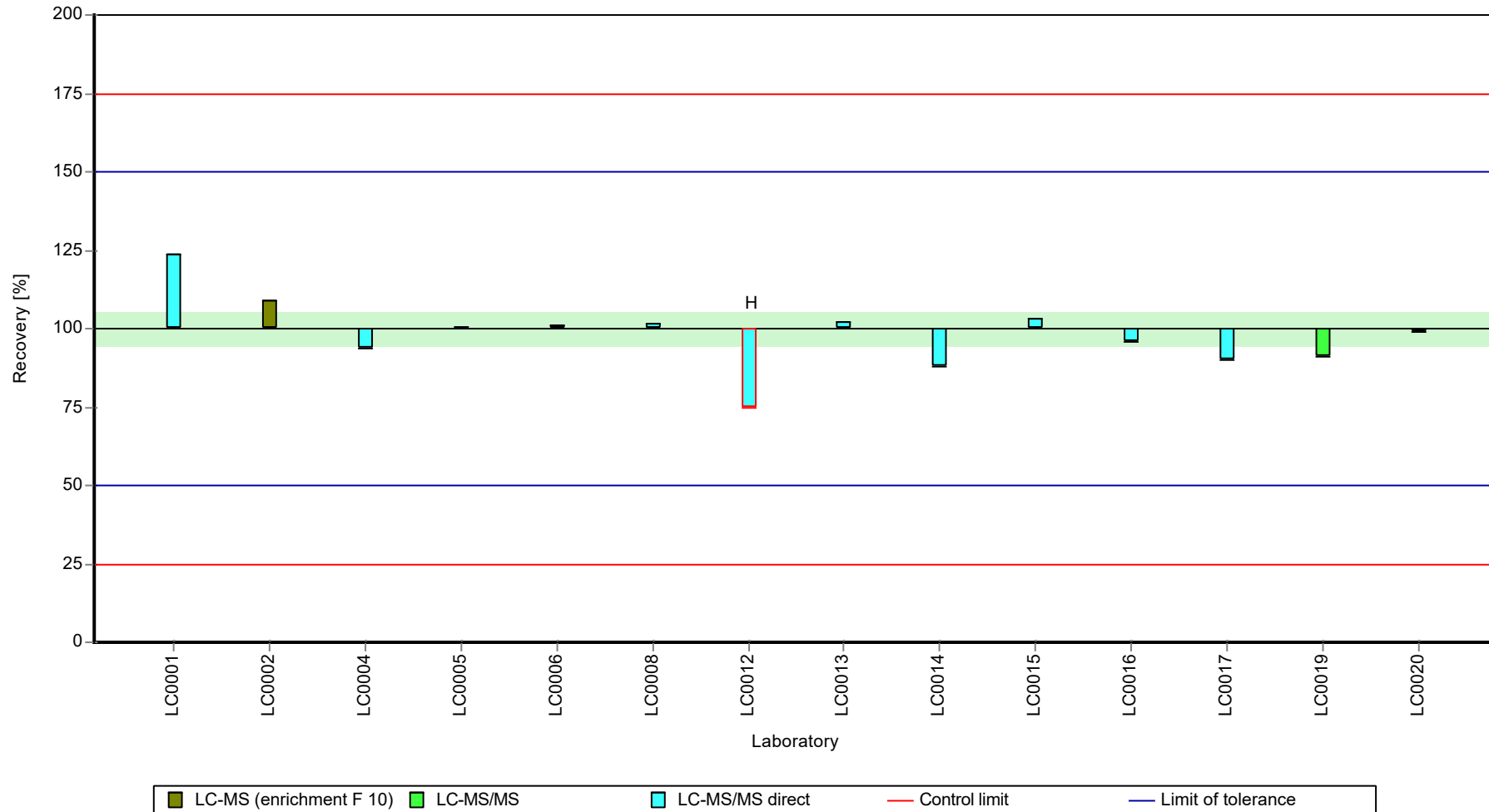
Results



Parameter oriented report Pharmaceuticals, Industrial Chemicals and Artificial Sweeteners - AZ9

Sample: AZ9A, Parameter: Amidotrizoic acid

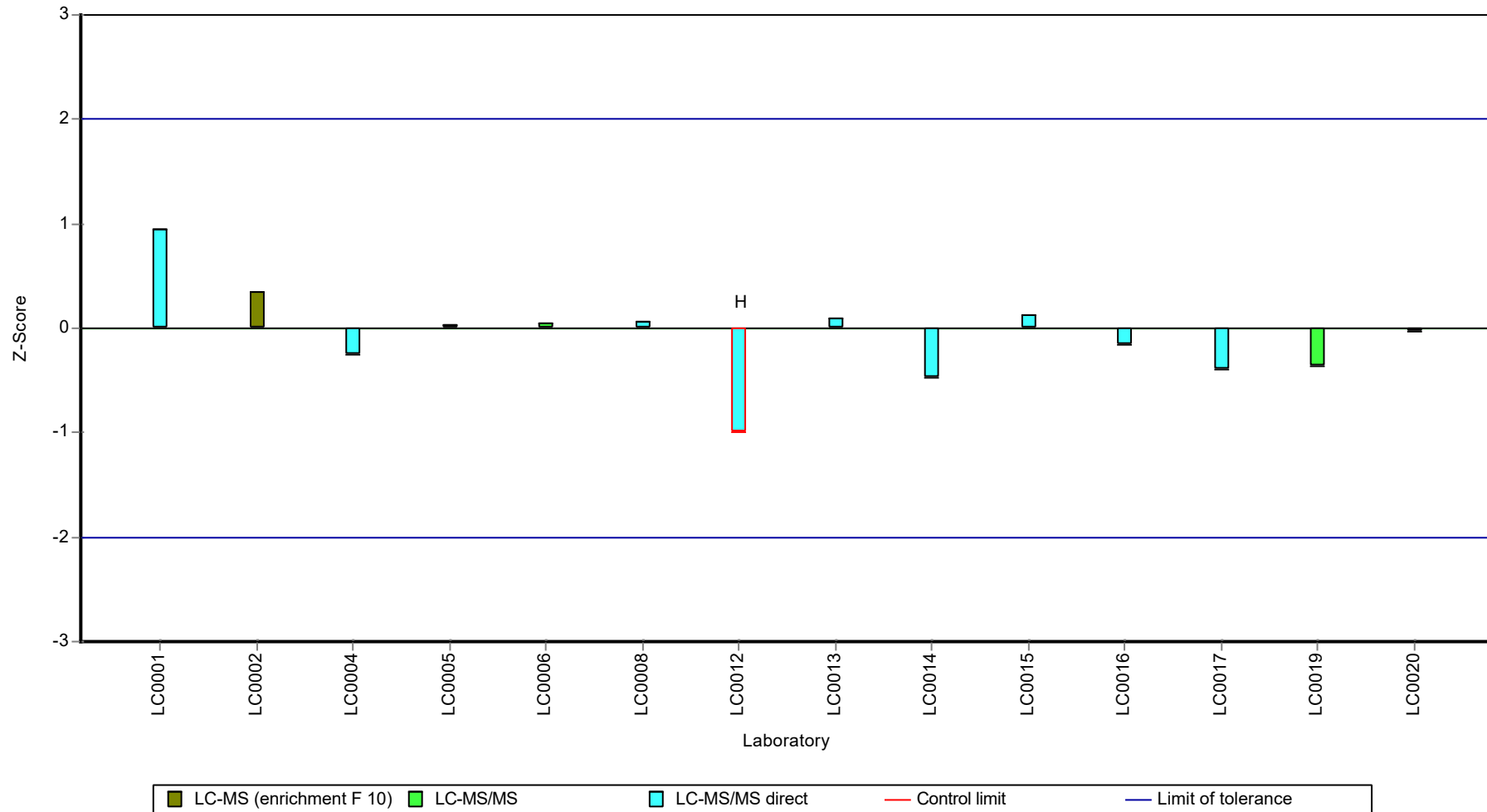
Recovery rate



Parameter oriented report Pharmaceuticals, Industrial Chemicals and Artificial Sweeteners - AZ9

Sample: AZ9A, Parameter: Amidotrizoic acid

Z-score



Parameter oriented report Pharmaceuticals, Industrial  
Chemicals and Artificial Sweeteners - AZ9

Sample: AZ9B, Parameter: Amidotrizoic acid

## Parameter oriented report

### AZ9 B

#### Amidotrizoic acid

Unit	µg/l
Assigned value ± U (k=2)	2.07 ± 0.106
Criterion	0.517 (25 %)
Minimum - Maximum	1.72 - 2.33
Control test value ± U (k=2)	2.3600 ± 0.355

Labcode	Result	± U	Recovery [%]	z-score	Comments
LC0001	2.333	0.2915	113	0.51	
LC0002	2.01	0.36	97.2	-0.11	
LC0003	-	-	-	-	
LC0004	2.125	0.383	103	0.11	
LC0005	2.05	0.244	99.2	-0.03	
LC0006	2.1	0.21	102	0.06	
LC0007	-	-	-	-	
LC0008	2.203	0.246	107	0.26	
LC0009	-	-	-	-	
LC0010	-	-	-	-	
LC0011	-	-	-	-	
LC0012	1.72	0.86	83.2	-0.67	
LC0013	2.28	0.456	110	0.41	
LC0014	1.772	0.443	85.7	-0.57	
LC0015	2.19	0.373	106	0.24	
LC0016	2.09	0.543	101	0.04	
LC0017	2.18	0.65	105	0.22	
LC0018	-	-	-	-	
LC0019	1.82	0.363	88	-0.48	
LC0020	3.19	0.8	154	2.17	H
LC0021	-	-	-	-	

#### Characteristics of parameter

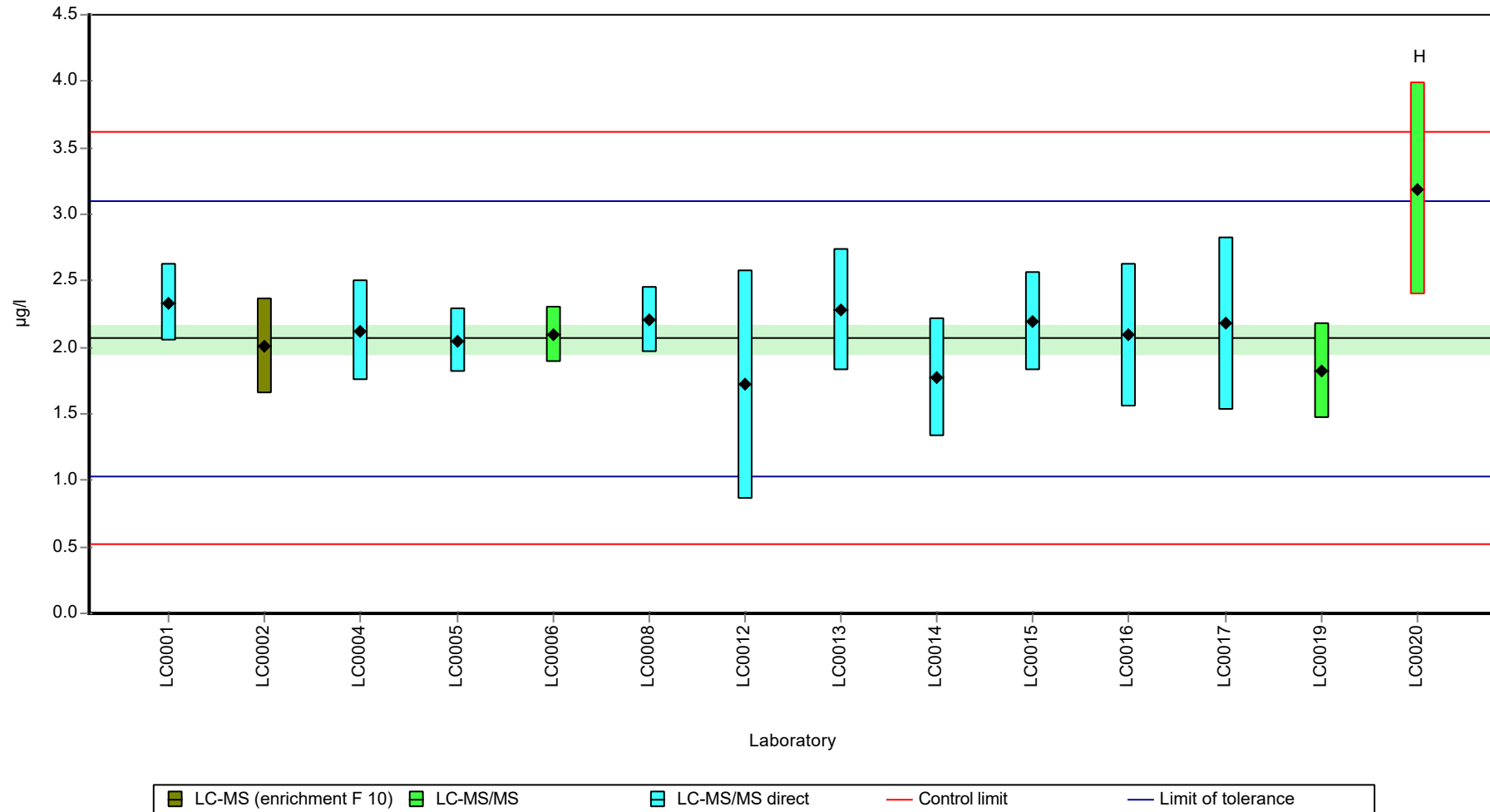
	all results	without outliers	Unit
Mean ± CI (99%)	2.15 ± 0.282	2.07 ± 0.159	µg/l
Minimum	1.72	1.72	µg/l
Maximum	3.19	2.33	µg/l
Standard deviation	0.352	0.191	µg/l
rel. standard deviation	16.4	9.26	%
n	14	13	-

Parameter oriented report Pharmaceuticals, Industrial Chemicals and Artificial Sweeteners - AZ9

Sample: AZ9B, Parameter: Amidotrizoic acid

Graphical presentation of results

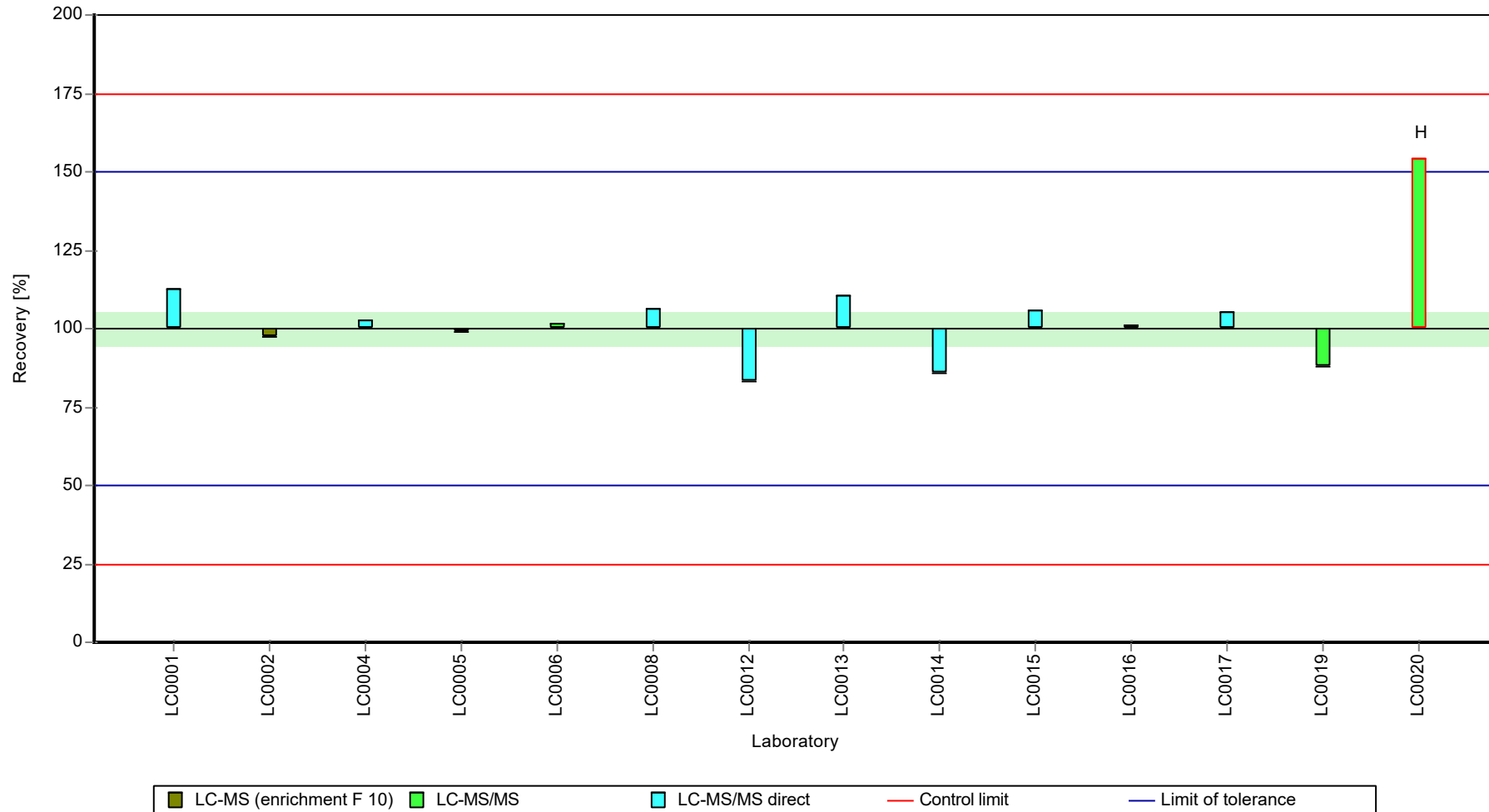
Results



Parameter oriented report Pharmaceuticals, Industrial Chemicals and Artificial Sweeteners - AZ9

Sample: AZ9B, Parameter: Amidotrizoic acid

Recovery rate

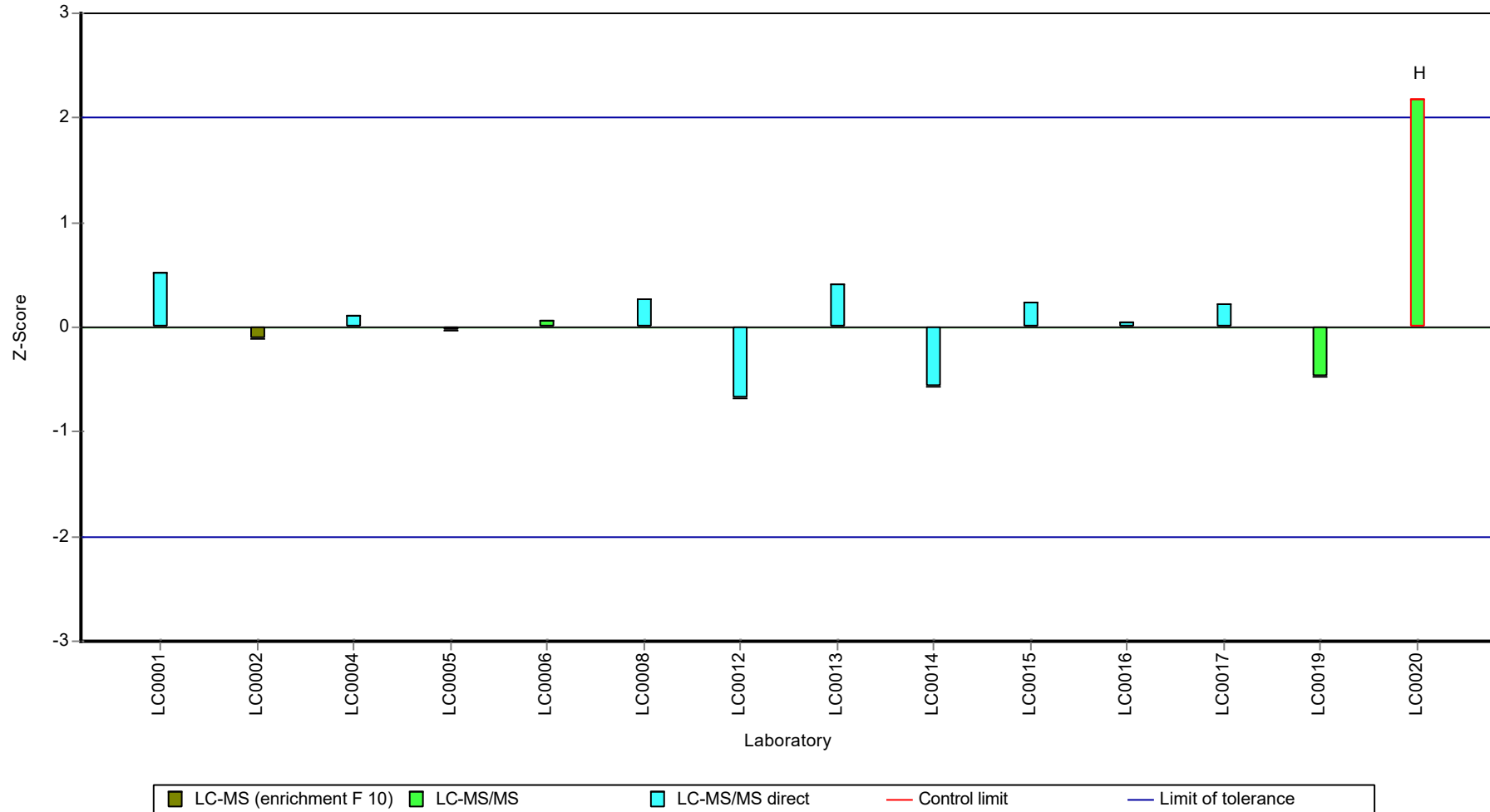




Parameter oriented report Pharmaceuticals, Industrial Chemicals and Artificial Sweeteners - AZ9

Sample: AZ9B, Parameter: Amidotrizoic acid

Z-score



Parameter oriented report Pharmaceuticals, Industrial  
Chemicals and Artificial Sweeteners - AZ9

Sample: AZ9A, Parameter: Atenolol

## Parameter oriented report

### AZ9 A

#### Atenolol

Unit	µg/l
Assigned value ± U (k=2)	0.855 ± 0.0663
Criterion	0.214 (25 %)
Minimum - Maximum	0.677 - 1.07
Control test value ± U (k=2)	0.92800 ± 0.139

Labcode	Result	± U	Recovery [%]	z-score	Comments
LC0001	0.806	0.101	94.3	-0.23	
LC0002	-	-	-	-	
LC0003	-	-	-	-	
LC0004	0.93	0.167	109	0.35	
LC0005	-	-	-	-	
LC0006	0.782	0.078	91.5	-0.34	
LC0007	-	-	-	-	
LC0008	1.439	0.132	168	2.74	H
LC0009	-	-	-	-	
LC0010	-	-	-	-	
LC0011	-	-	-	-	
LC0012	0.677	0.339	79.2	-0.83	
LC0013	0.824	0.165	96.4	-0.14	
LC0014	0.836	0.209	97.8	-0.09	
LC0015	1.07	0.139	125	1.01	
LC0016	0.918	0.165	107	0.3	
LC0017	0.885	0.27	104	0.14	
LC0018	0.817	0.092	95.6	-0.18	
LC0019	-	-	-	-	
LC0020	-	-	-	-	
LC0021	-	-	-	-	

#### Characteristics of parameter

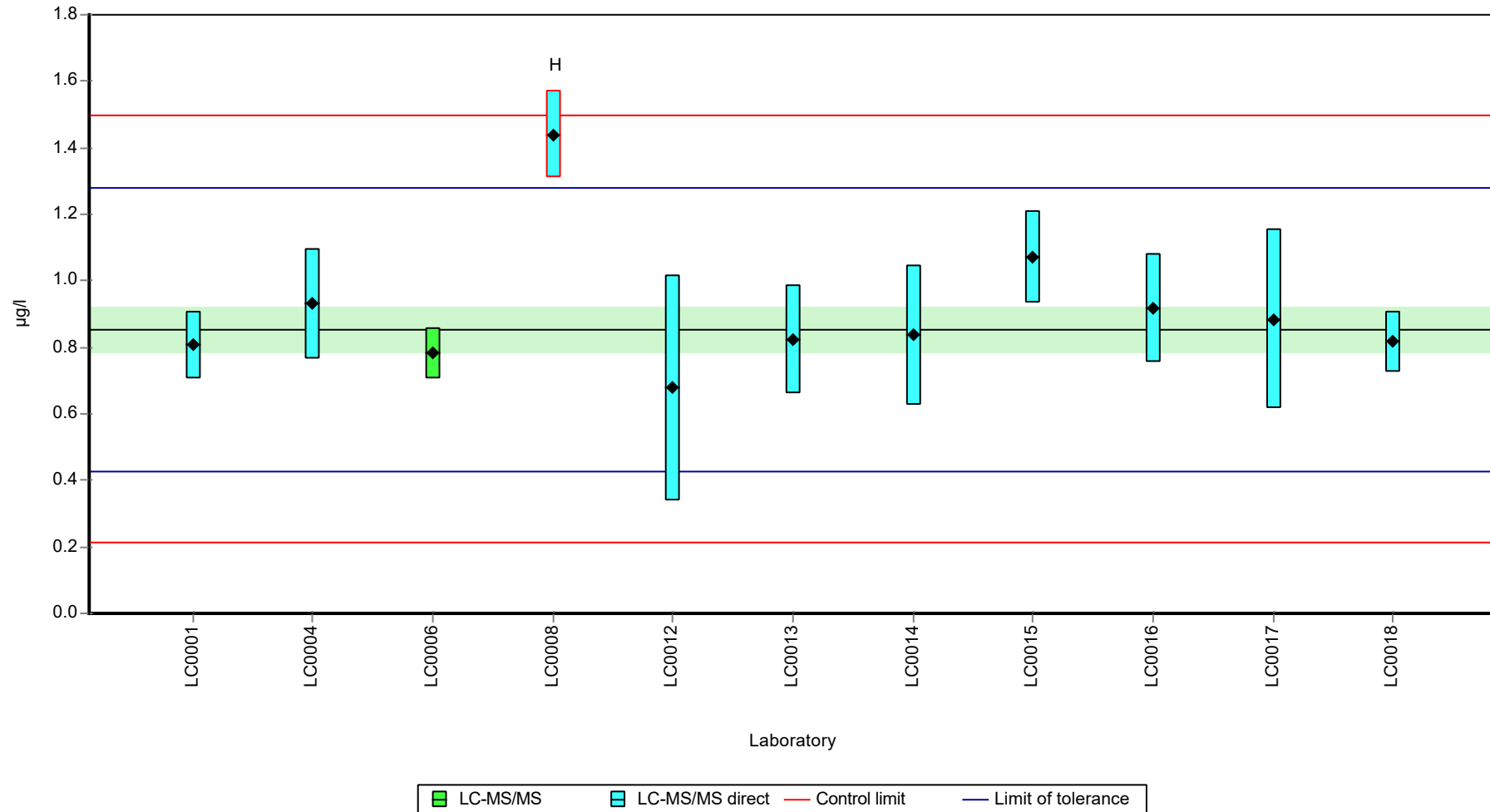
	all results	without outliers	Unit
Mean ± CI (99%)	0.908 ± 0.183	0.855 ± 0.0994	µg/l
Minimum	0.677	0.677	µg/l
Maximum	1.44	1.07	µg/l
Standard deviation	0.202	0.105	µg/l
rel. standard deviation	22.3	12.3	%
n	11	10	-

Parameter oriented report Pharmaceuticals, Industrial Chemicals and Artificial Sweeteners - AZ9

Sample: AZ9A, Parameter: Atenolol

Graphical presentation of results

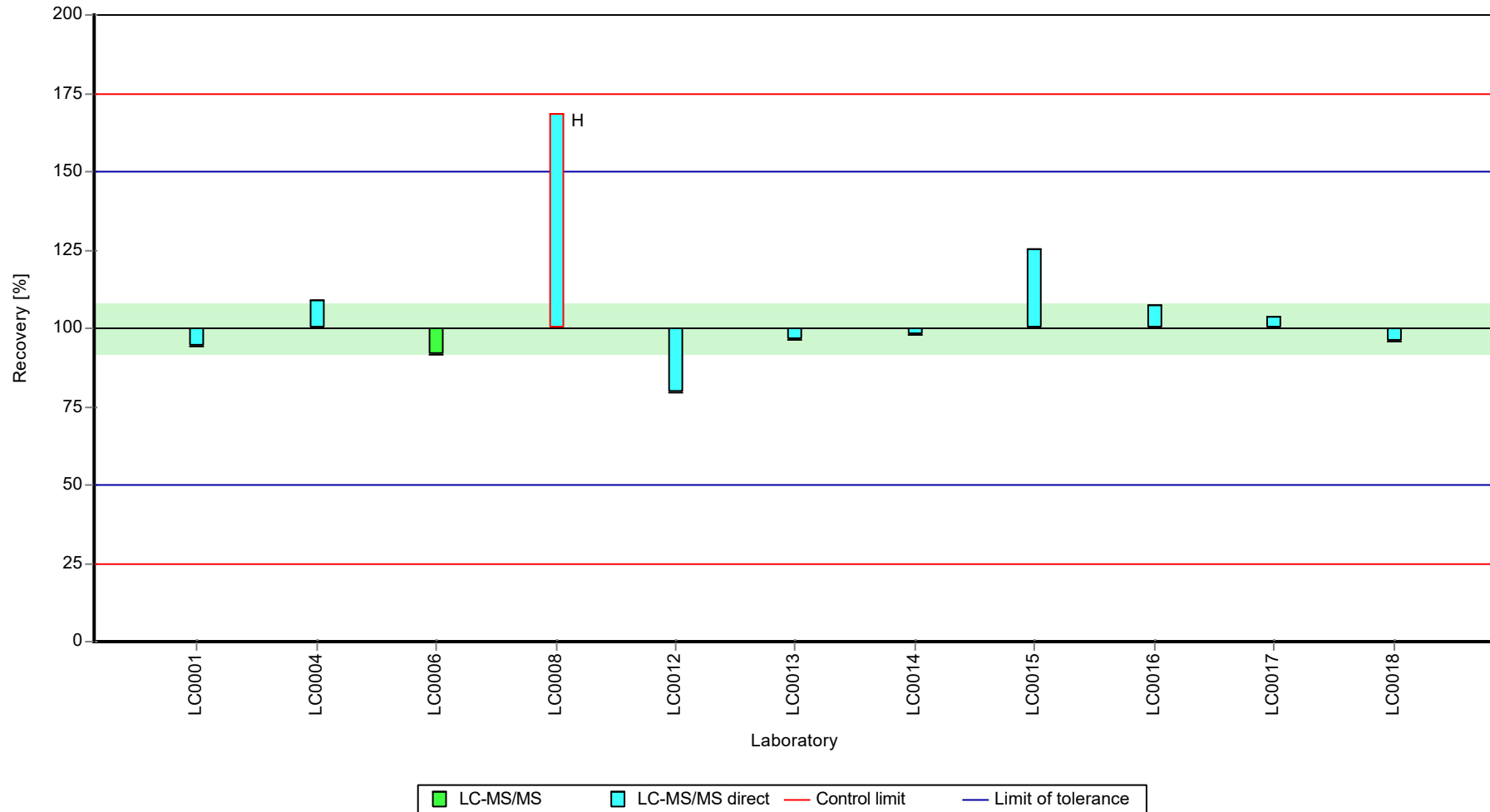
Results



Parameter oriented report Pharmaceuticals, Industrial Chemicals and Artificial Sweeteners - AZ9

Sample: AZ9A, Parameter: Atenolol

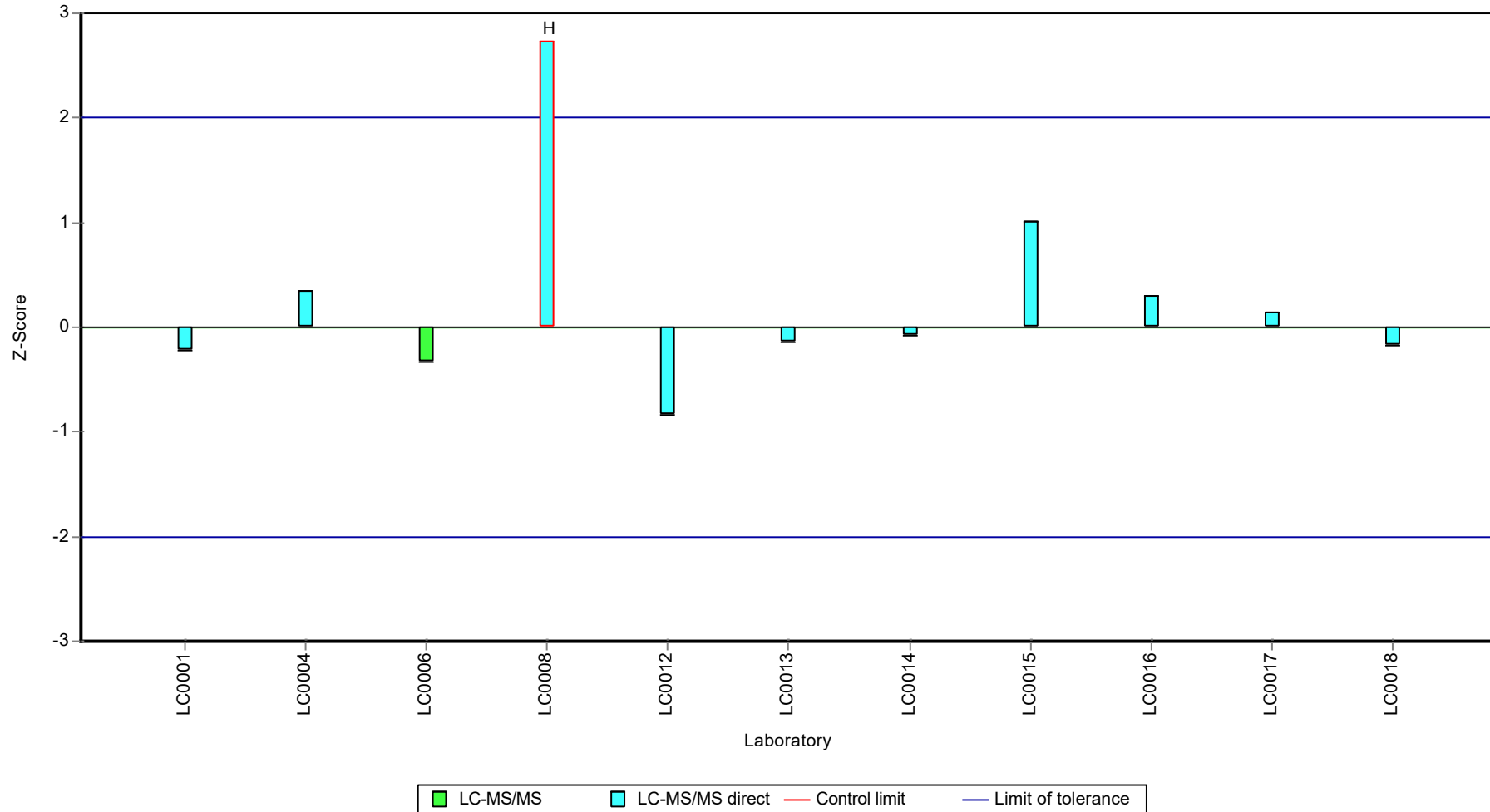
Recovery rate



Parameter oriented report Pharmaceuticals, Industrial Chemicals and Artificial Sweeteners - AZ9

Sample: AZ9A, Parameter: Atenolol

**Z-score**



Parameter oriented report Pharmaceuticals, Industrial  
Chemicals and Artificial Sweeteners - AZ9

Sample: AZ9B, Parameter: Atenolol

## Parameter oriented report

### AZ9 B

#### Atenolol

Unit	µg/l
Assigned value ± U (k=2)	1.01 ± 0.0967
Criterion	0.253 (25 %)
Minimum - Maximum	0.673 - 1.31
Control test value ± U (k=2)	1.0900 ± 0.164

Labcode	Result	± U	Recovery [%]	z-score	Comments
LC0001	0.901	0.1125	89.2	-0.43	
LC0002	-	-	-	-	
LC0003	-	-	-	-	
LC0004	1.168	0.21	116	0.63	
LC0005	-	-	-	-	
LC0006	0.995	0.1	98.5	-0.06	
LC0007	-	-	-	-	
LC0008	0.673	0.062	66.6	-1.34	
LC0009	-	-	-	-	
LC0010	-	-	-	-	
LC0011	-	-	-	-	
LC0012	0.924	0.462	91.5	-0.34	
LC0013	1.03	0.206	102	0.08	
LC0014	1.011	0.253	100	0.00	
LC0015	1.31	0.17	130	1.19	
LC0016	1.01	0.182	100	0	
LC0017	1.1	0.33	109	0.36	
LC0018	0.99	0.111	98	-0.08	
LC0019	-	-	-	-	
LC0020	-	-	-	-	
LC0021	-	-	-	-	

#### Characteristics of parameter

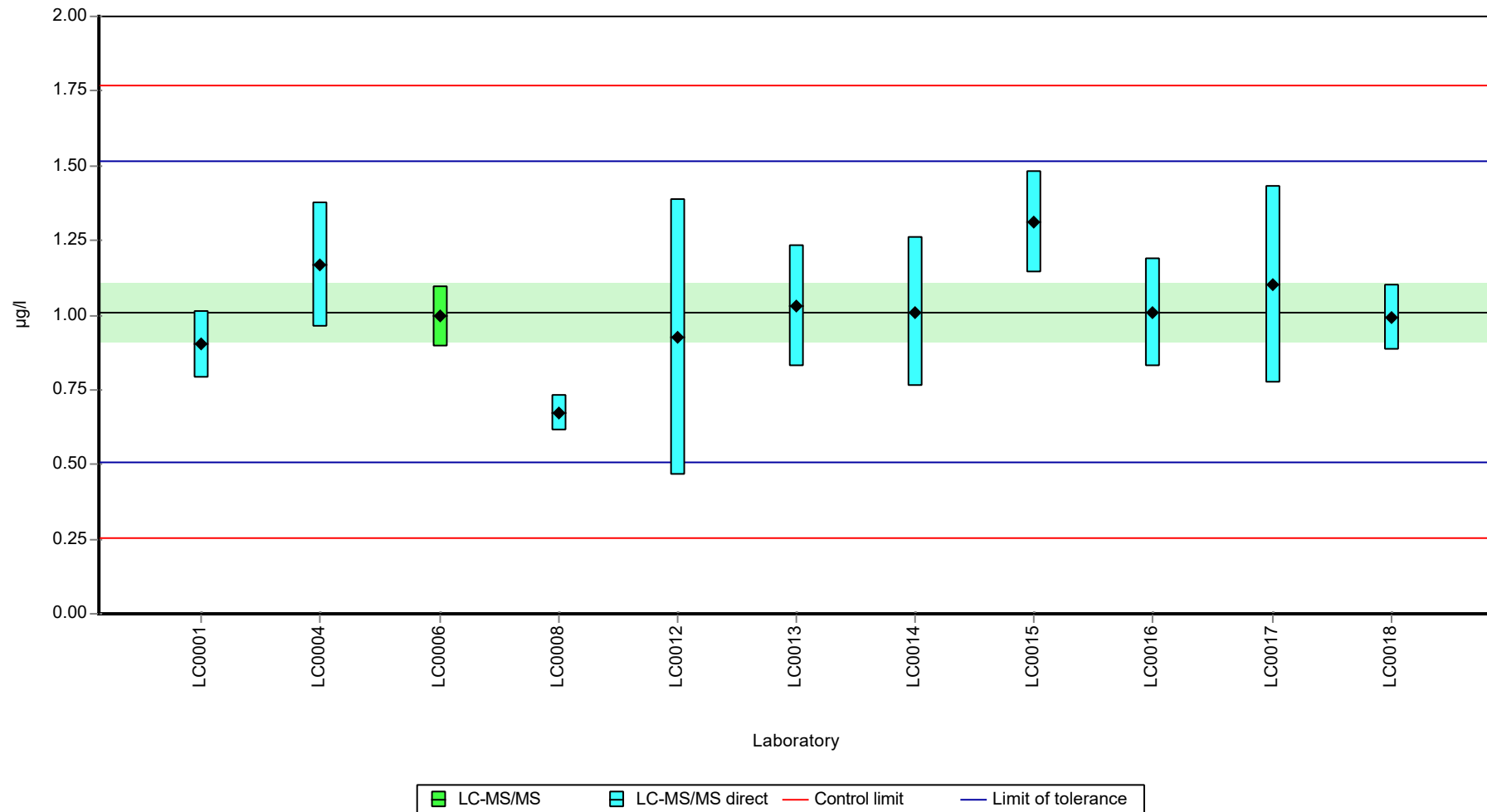
	all results	without outliers	Unit
Mean ± CI (99%)	1.01 ± 0.145	1.01 ± 0.145	µg/l
Minimum	0.673	0.673	µg/l
Maximum	1.31	1.31	µg/l
Standard deviation	0.16	0.16	µg/l
rel. standard deviation	15.9	15.9	%
n	11	11	-

Parameter oriented report Pharmaceuticals, Industrial Chemicals and Artificial Sweeteners - AZ9

Sample: AZ9B, Parameter: Atenolol

Graphical presentation of results

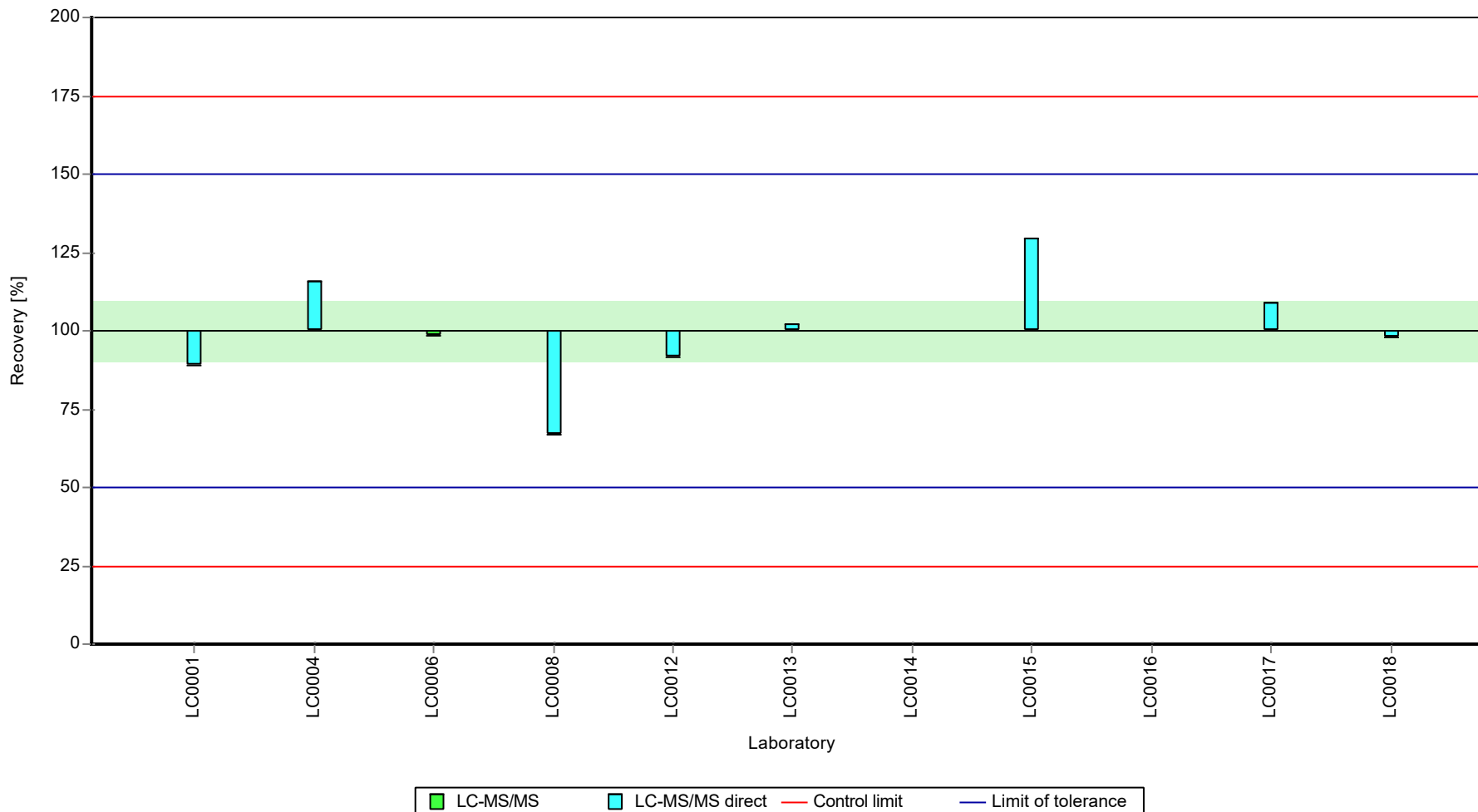
Results



Parameter oriented report Pharmaceuticals, Industrial Chemicals and Artificial Sweeteners - AZ9

Sample: AZ9B, Parameter: Atenolol

Recovery rate

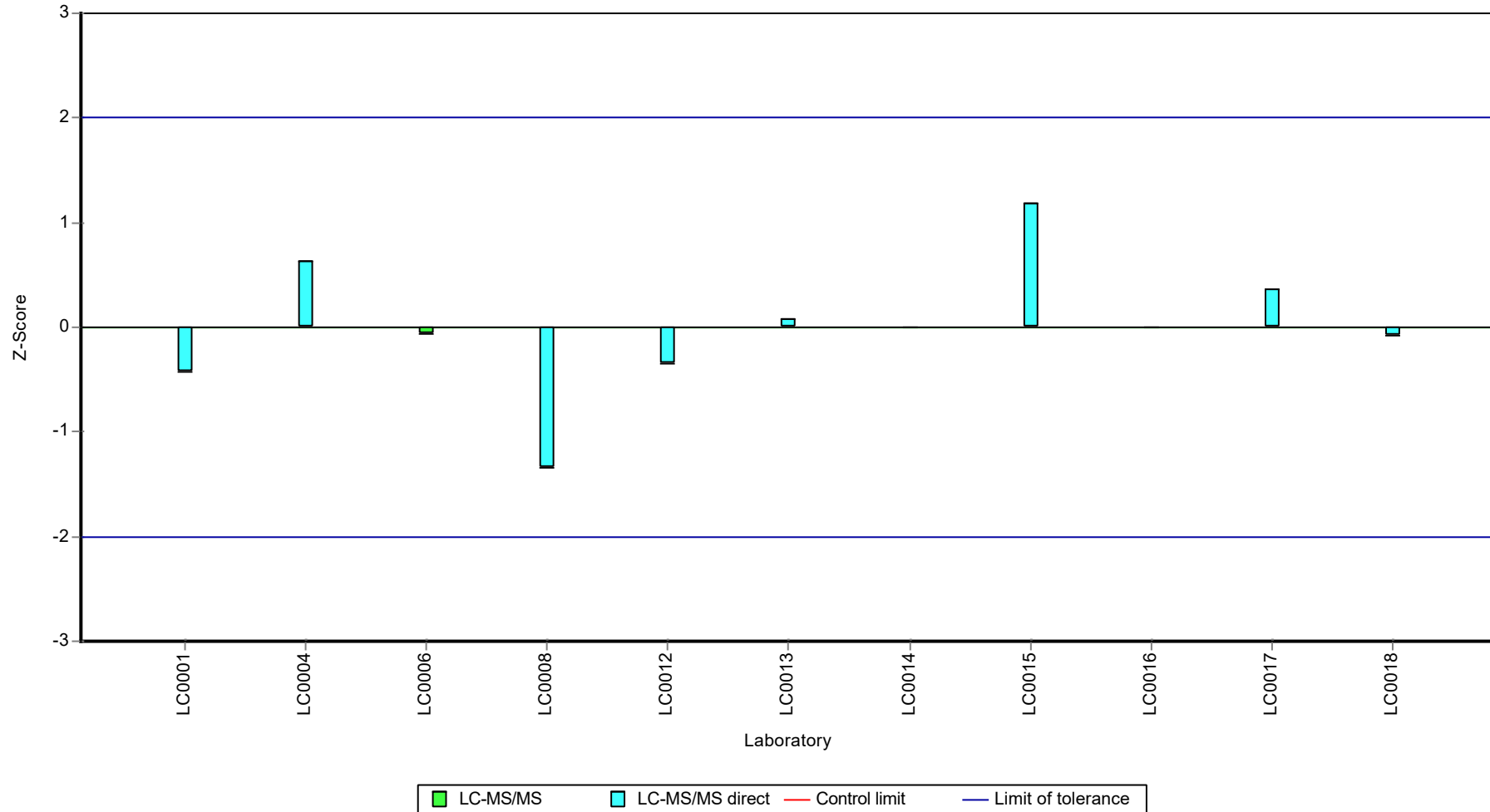




Parameter oriented report Pharmaceuticals, Industrial Chemicals and Artificial Sweeteners - AZ9

Sample: AZ9B, Parameter: Atenolol

Z-score



Parameter oriented report Pharmaceuticals, Industrial  
Chemicals and Artificial Sweeteners - AZ9

Sample: AZ9A, Parameter: Benzotriazole

## Parameter oriented report

### AZ9 A

#### Benzotriazole

Unit	µg/l
Assigned value ± U (k=2)	1.8 ± 0.0607
Criterion	0.215 (12 %)
Minimum - Maximum	1.62 - 1.96
Control test value ± U (k=2)	2.02000 ± 0.303

Labcode	Result	± U	Recovery [%]	z-score	Comments
LC0001	1.834	0.229	102	0.18	
LC0002	-	-	-	-	
LC0003	1.96	0.294	109	0.76	
LC0004	1.673	0.301	93.2	-0.57	
LC0005	1.75	0.197	97.5	-0.21	
LC0006	1.95	0.195	109	0.72	
LC0007	-	-	-	-	
LC0008	1.807	0.189	101	0.05	
LC0009	-	-	-	-	
LC0010	1.773	0.51	98.7	-0.1	
LC0011	-	-	-	-	
LC0012	-	-	-	-	
LC0013	1.81	0.363	101	0.07	
LC0014	1.807	0.452	101	0.05	
LC0015	1.64	0.246	91.3	-0.72	
LC0016	1.93	0.638	107	0.62	
LC0017	-	-	-	-	
LC0018	1.787	0.184	99.5	-0.04	
LC0019	1.62	0.323	90.2	-0.81	
LC0020	-	-	-	-	
LC0021	-	-	-	-	

#### Characteristics of parameter

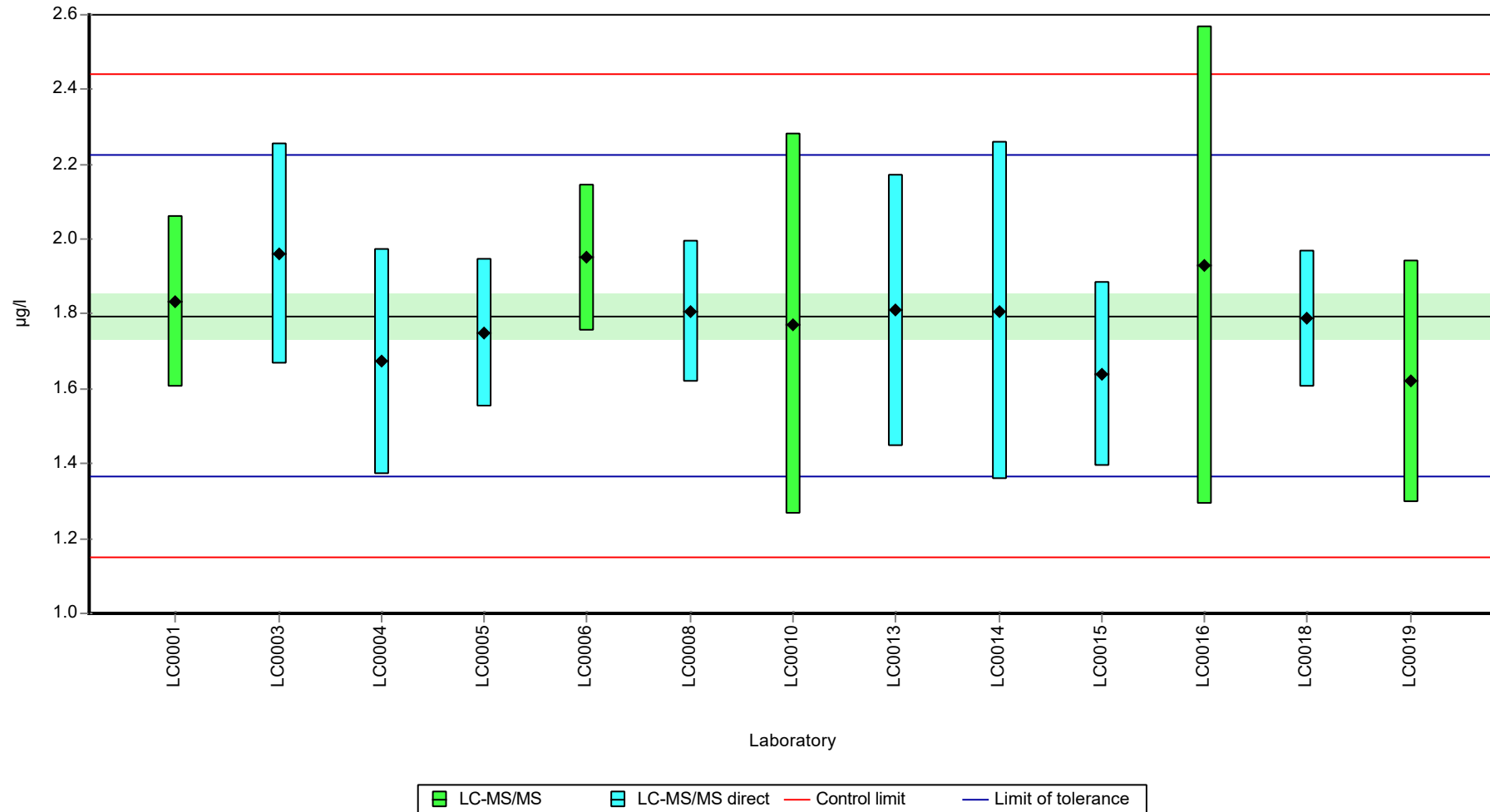
	all results	without outliers	Unit
Mean ± CI (99%)	1.8 ± 0.091	1.8 ± 0.091	µg/l
Minimum	1.62	1.62	µg/l
Maximum	1.96	1.96	µg/l
Standard deviation	0.109	0.109	µg/l
rel. standard deviation	6.09	6.09	%
n	13	13	-

Parameter oriented report Pharmaceuticals, Industrial Chemicals and Artificial Sweeteners - AZ9

Sample: AZ9A, Parameter: Benzotriazole

Graphical presentation of results

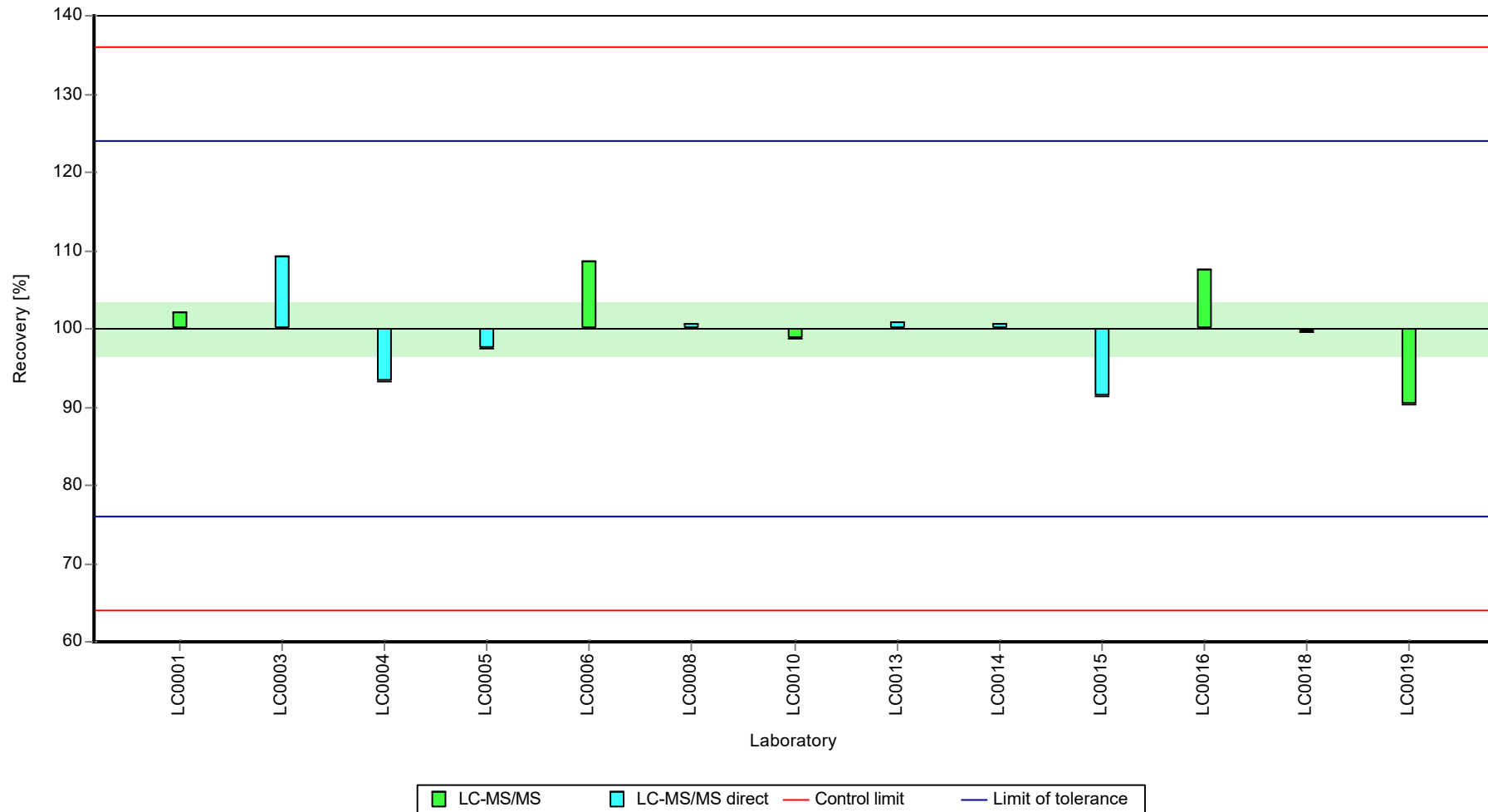
Results



Parameter oriented report Pharmaceuticals, Industrial Chemicals and Artificial Sweeteners - AZ9

Sample: AZ9A, Parameter: Benzotriazole

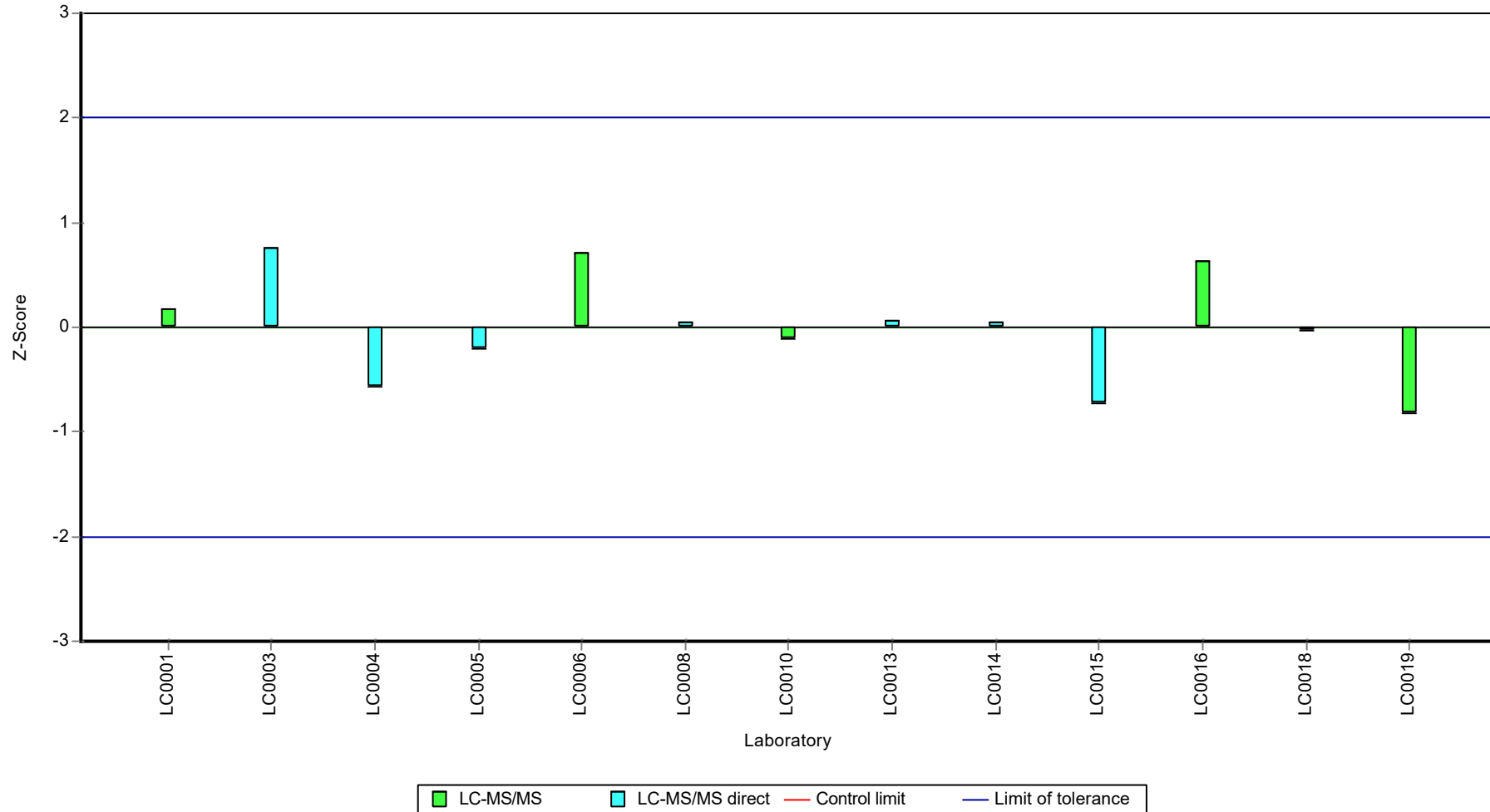
Recovery rate



Parameter oriented report Pharmaceuticals, Industrial Chemicals and Artificial Sweeteners - AZ9

Sample: AZ9A, Parameter: Benzotriazole

Z-score



Parameter oriented report Pharmaceuticals, Industrial  
Chemicals and Artificial Sweeteners - AZ9

Sample: AZ9B, Parameter: Benzotriazole

## Parameter oriented report

### AZ9 B

#### Benzotriazole

Unit	µg/l
Assigned value ± U (k=2)	11.3 ± 0.524
Criterion	1.35 (12 %)
Minimum - Maximum	9.93 - 12.7
Control test value ± U (k=2)	12.3000 ± 1.85

Labcode	Result	± U	Recovery [%]	z-score	Comments
LC0001	11.477	1.4345	102	0.16	
LC0002	-	-	-	-	
LC0003	12.6	1.885	112	0.99	
LC0004	10.293	1.853	91.4	-0.72	
LC0005	11	1.24	97.7	-0.2	
LC0006	12.5	1.25	111	0.91	
LC0007	-	-	-	-	
LC0008	12.67	1.32	112	1.04	
LC0009	-	-	-	-	
LC0010	10.336	2.95	91.8	-0.69	
LC0011	-	-	-	-	
LC0012	-	-	-	-	
LC0013	11.5	2.3	102	0.17	
LC0014	11.122	2.78	98.7	-0.1	
LC0015	11.1	1.66	98.5	-0.12	
LC0016	11.8	3.87	105	0.4	
LC0017	-	-	-	-	
LC0018	9.934	1.023	88.2	-0.98	
LC0019	10.1	2.02	89.7	-0.86	
LC0020	-	-	-	-	
LC0021	-	-	-	-	

#### Characteristics of parameter

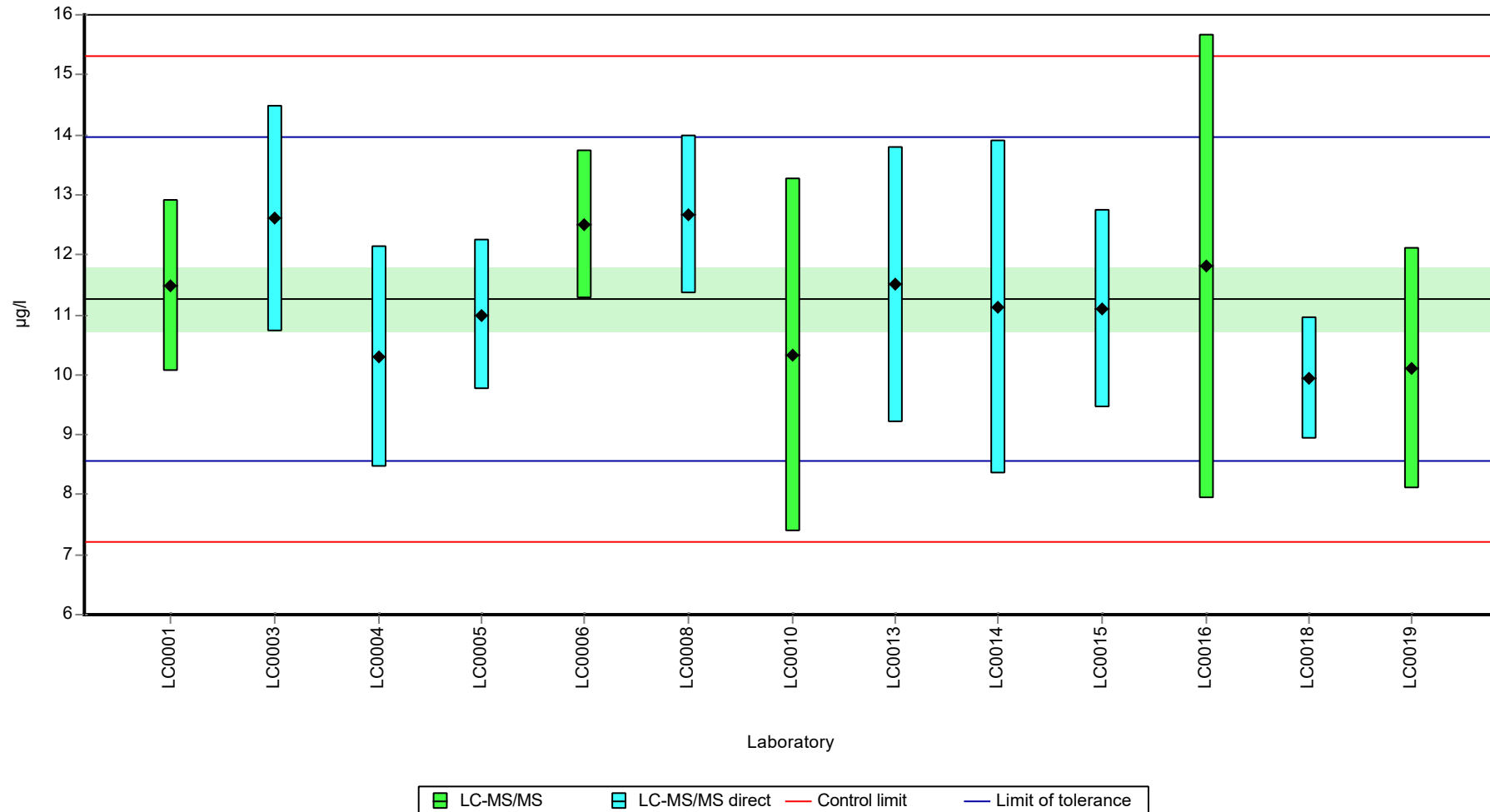
	all results	without outliers	Unit
Mean ± CI (99%)	11.3 ± 0.787	11.3 ± 0.787	µg/l
Minimum	9.93	9.93	µg/l
Maximum	12.7	12.7	µg/l
Standard deviation	0.945	0.945	µg/l
rel. standard deviation	8.39	8.39	%
n	13	13	-

Parameter oriented report Pharmaceuticals, Industrial Chemicals and Artificial Sweeteners - AZ9

Sample: AZ9B, Parameter: Benzotriazole

Graphical presentation of results

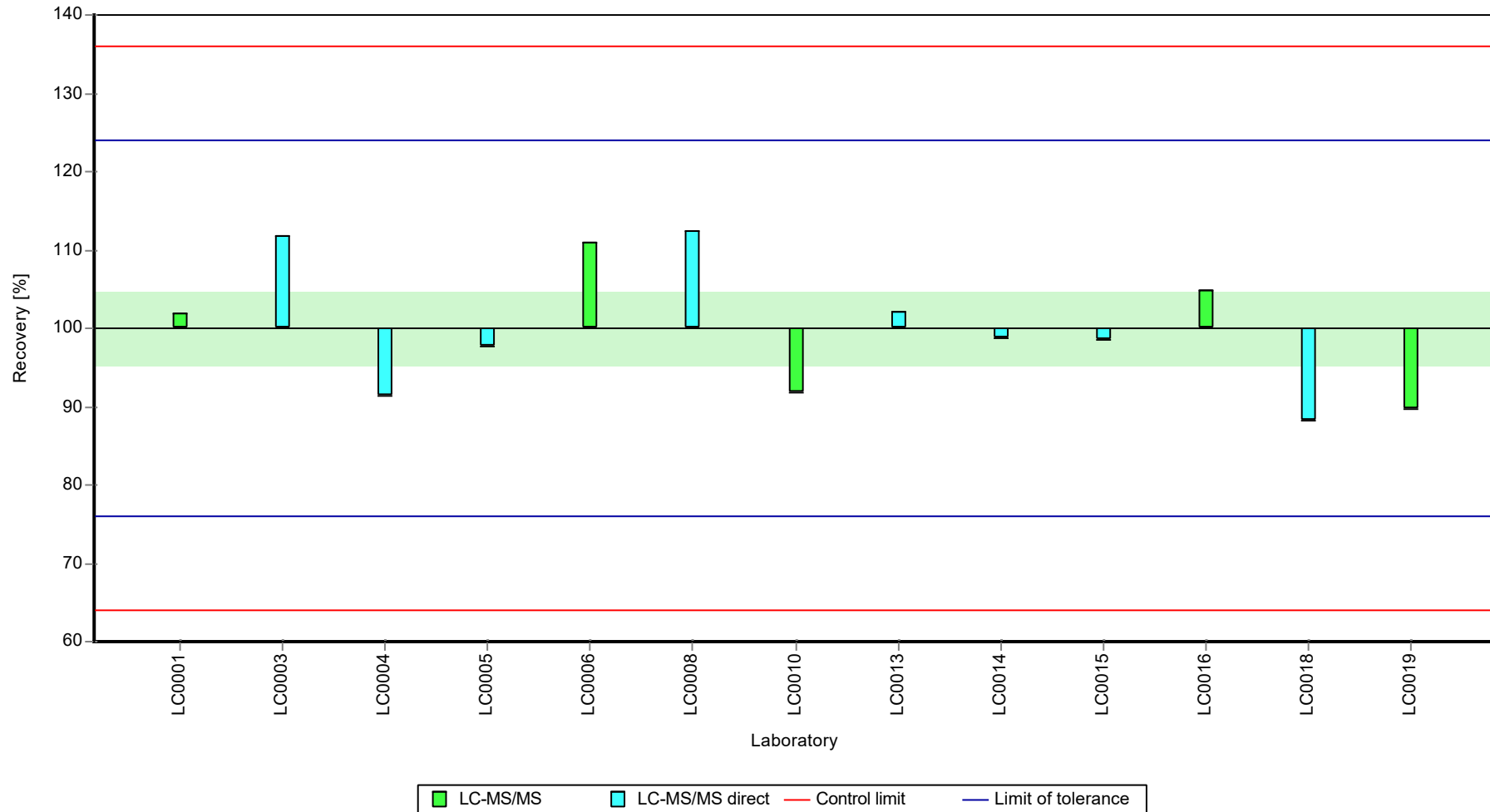
Results



Parameter oriented report Pharmaceuticals, Industrial Chemicals and Artificial Sweeteners - AZ9

Sample: AZ9B, Parameter: Benzotriazole

Recovery rate

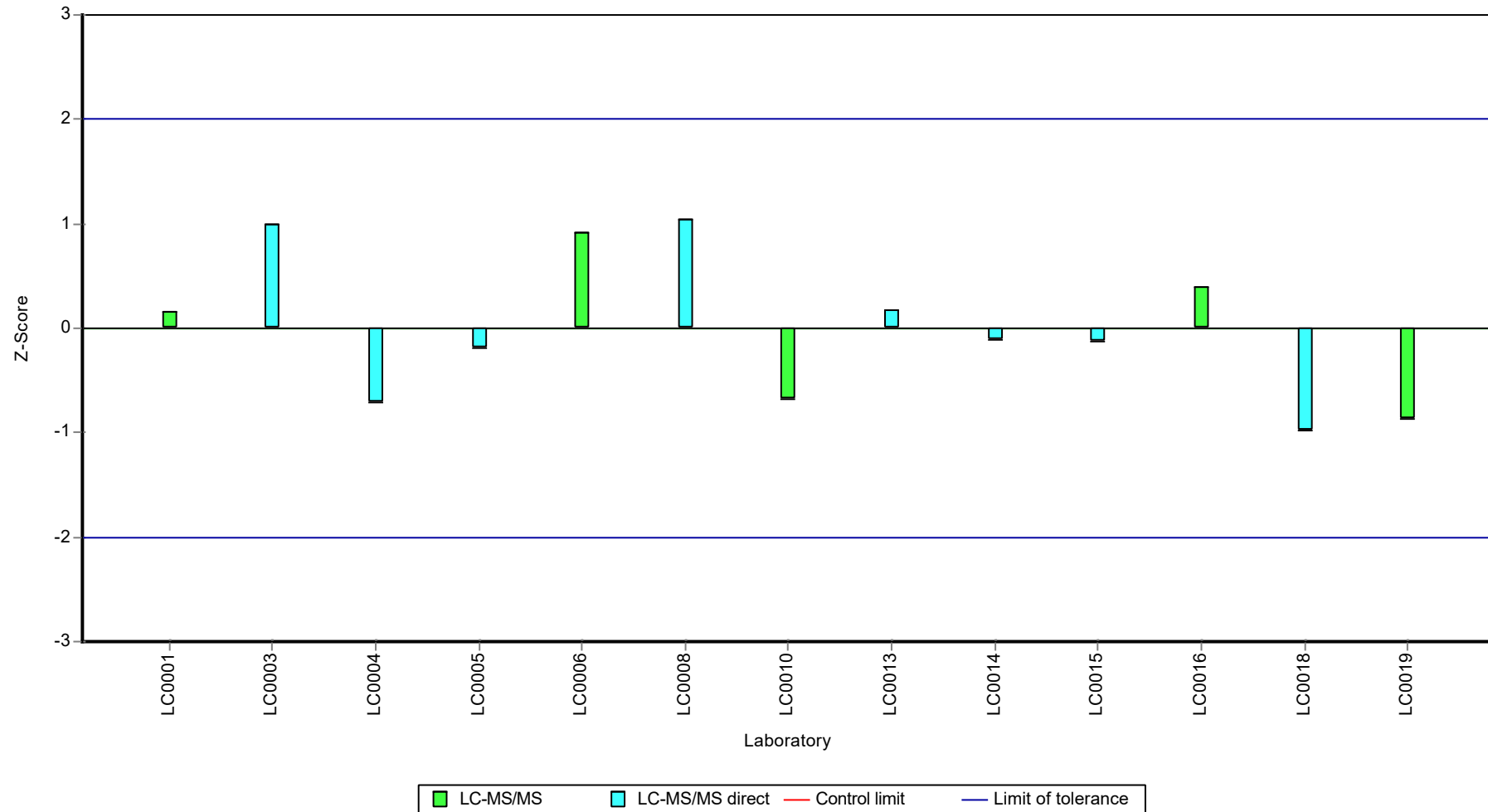




Parameter oriented report Pharmaceuticals, Industrial Chemicals and Artificial Sweeteners - AZ9

Sample: AZ9B, Parameter: Benzotriazole

Z-score



Parameter oriented report Pharmaceuticals, Industrial  
Chemicals and Artificial Sweeteners - AZ9

Sample: AZ9A, Parameter: Bisoprolol

## Parameter oriented report

### AZ9 A

#### Bisoprolol

Unit	µg/l
Assigned value ± U (k=2)	-
Criterion	-
Minimum - Maximum	0.442 - 0.657
Control test value ± U (k=2)	-

Labcode	Result	± U	Recovery [%]	z-score	Comments
LC0001	0.442	0.055	-	-	
LC0002	-	-	-	-	
LC0003	-	-	-	-	
LC0004	-	-	-	-	
LC0005	-	-	-	-	
LC0006	0.589	0.059	-	-	
LC0007	-	-	-	-	
LC0008	0.594	0.039	-	-	
LC0009	-	-	-	-	
LC0010	-	-	-	-	
LC0011	0.8722	0.1053	-	-	H
LC0012	0.459	0.23	-	-	
LC0013	-	-	-	-	
LC0014	-	-	-	-	
LC0015	0.593	0.077	-	-	
LC0016	0.629	0.138	-	-	
LC0017	-	-	-	-	
LC0018	-	-	-	-	
LC0019	-	-	-	-	
LC0020	-	-	-	-	
LC0021	0.6566	0.1641	-	-	

#### Characteristics of parameter

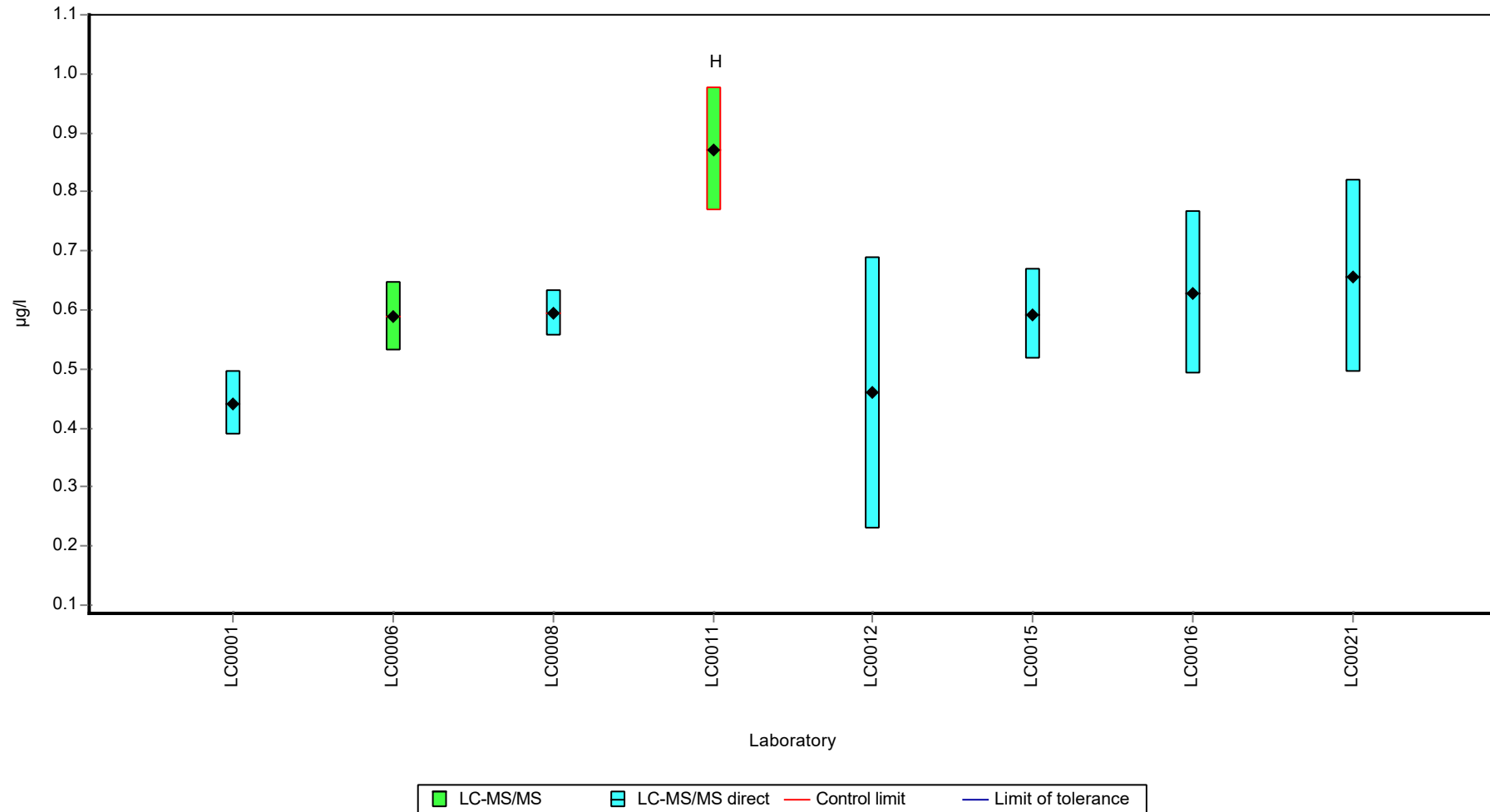
	all results	without outliers	Unit
Mean ± CI (99%)	0.604 ± 0.141	-	µg/l
Minimum	0.442	0.442	µg/l
Maximum	0.872	0.657	µg/l
Standard deviation	0.133	-	µg/l
rel. standard deviation	21.9	-	%
n	8	5	-

Parameter oriented report Pharmaceuticals, Industrial Chemicals and Artificial Sweeteners - AZ9

Sample: AZ9A, Parameter: Bisoprolol

Graphical presentation of results

Results



Parameter oriented report Pharmaceuticals, Industrial  
Chemicals and Artificial Sweeteners - AZ9

Sample: AZ9B, Parameter: Bisoprolol

## Parameter oriented report

### AZ9 B

#### Bisoprolol

Unit	µg/l
Assigned value ± U (k=2)	0.619 ± 0.149
Criterion	0.186 (30 %)
Minimum - Maximum	0.451 - 0.953
Control test value ± U (k=2)	0.4060 ± 0.0608

Labcode	Result	± U	Recovery [%]	z-score	Comments
LC0001	0.451	0.0565	72.9	-0.9	
LC0002	-	-	-	-	
LC0003	-	-	-	-	
LC0004	-	-	-	-	
LC0005	-	-	-	-	
LC0006	0.571	0.057	92.3	-0.26	
LC0007	-	-	-	-	
LC0008	0.652	0.043	105	0.18	
LC0009	-	-	-	-	
LC0010	-	-	-	-	
LC0011	0.9528	0.115	154	1.8	
LC0012	0.476	0.238	76.9	-0.77	
LC0013	-	-	-	-	
LC0014	-	-	-	-	
LC0015	0.605	0.079	97.8	-0.07	
LC0016	0.556	0.122	89.9	-0.34	
LC0017	-	-	-	-	
LC0018	-	-	-	-	
LC0019	-	-	-	-	
LC0020	-	-	-	-	
LC0021	0.6715	0.1679	109	0.28	

#### Characteristics of parameter

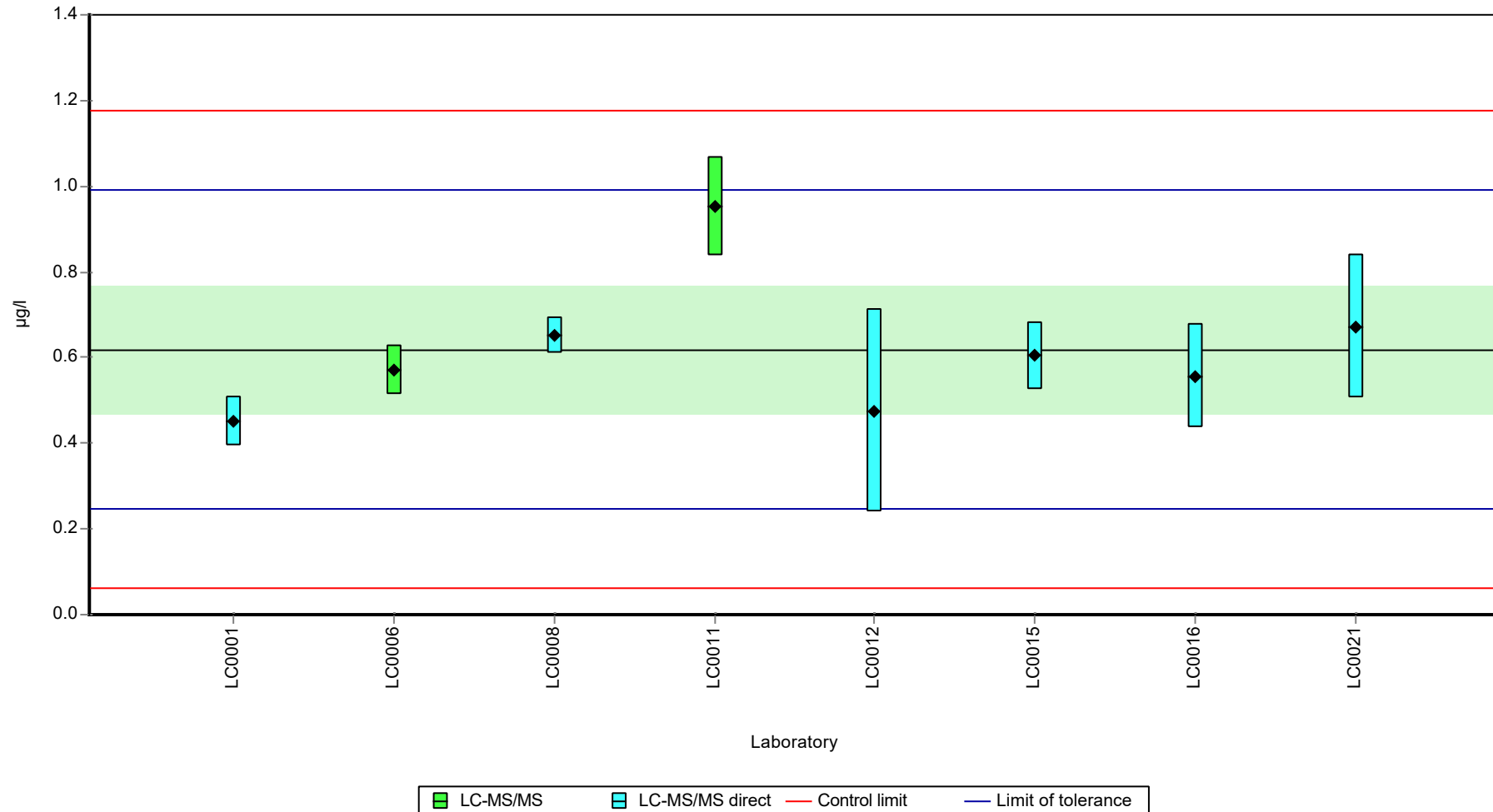
	all results	without outliers	Unit
Mean ± CI (99%)	0.617 ± 0.165	0.617 ± 0.165	µg/l
Minimum	0.451	0.451	µg/l
Maximum	0.953	0.953	µg/l
Standard deviation	0.156	0.156	µg/l
rel. standard deviation	25.3	25.3	%
n	8	8	-

Parameter oriented report Pharmaceuticals, Industrial Chemicals and Artificial Sweeteners - AZ9

Sample: AZ9B, Parameter: Bisoprolol

Graphical presentation of results

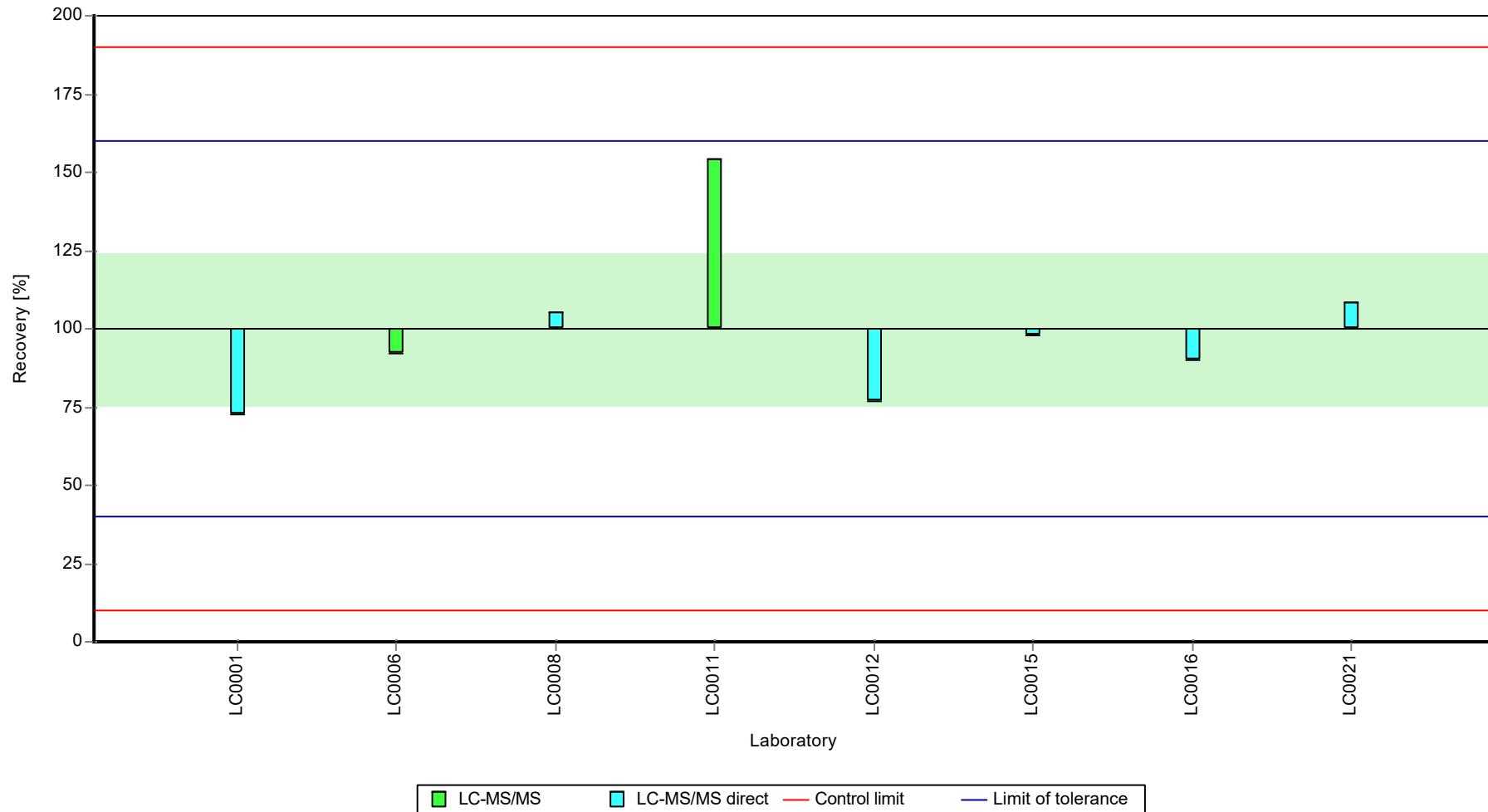
Results



Parameter oriented report Pharmaceuticals, Industrial Chemicals and Artificial Sweeteners - AZ9

Sample: AZ9B, Parameter: Bisoprolol

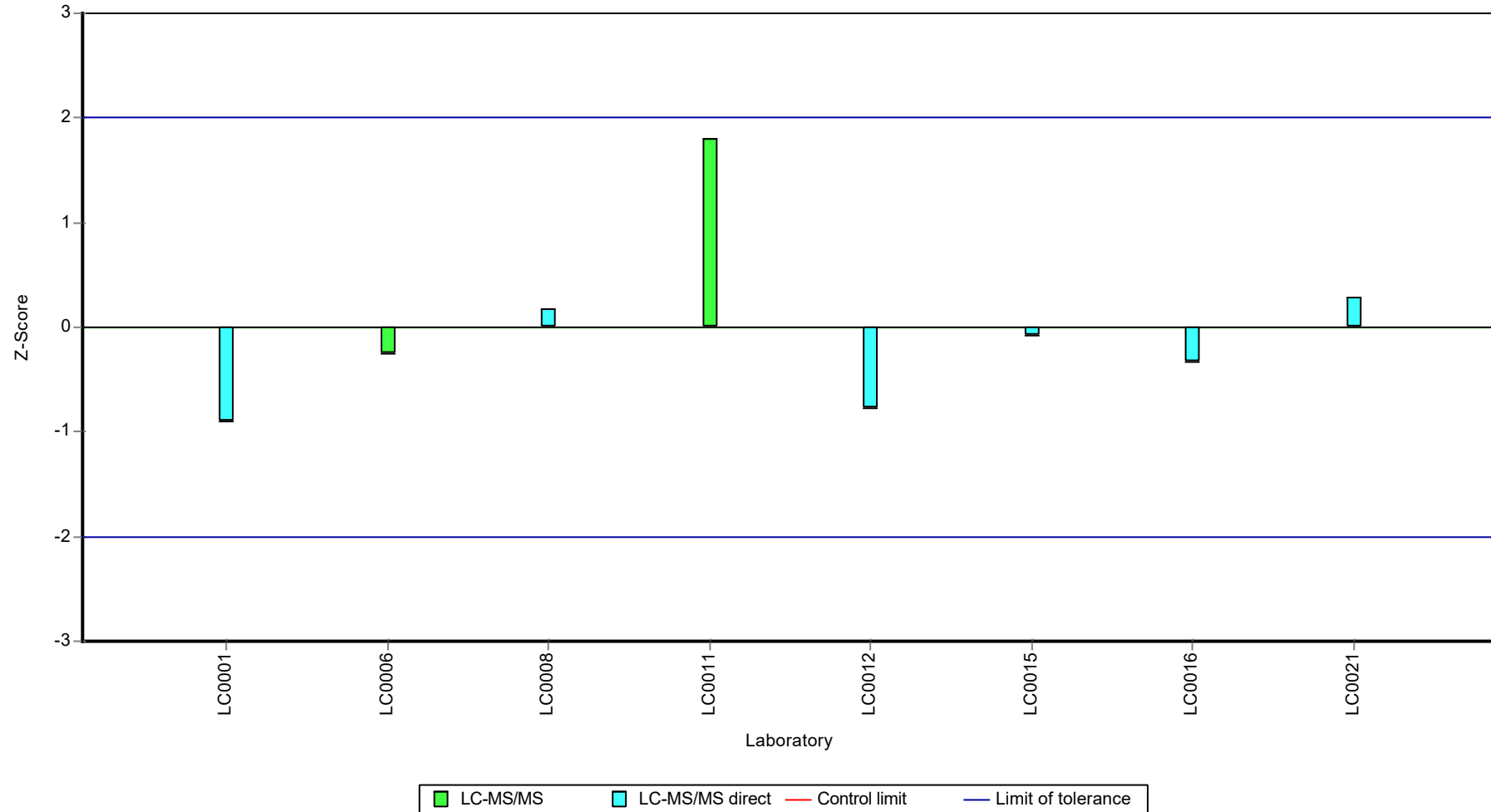
Recovery rate



Parameter oriented report Pharmaceuticals, Industrial Chemicals and Artificial Sweeteners - AZ9

Sample: AZ9B, Parameter: Bisoprolol

Z-score



Parameter oriented report Pharmaceuticals, Industrial  
Chemicals and Artificial Sweeteners - AZ9

Sample: AZ9A, Parameter: Carbamazepine

## Parameter oriented report

### AZ9 A

#### Carbamazepine

Unit	µg/l
Assigned value ± U (k=2)	0.301 ± 0.0128
Criterion	0.0391 (13 %)
Minimum - Maximum	0.251 - 0.324
Control test value ± U (k=2)	0.39300 ± 0.0589

Labcode	Result	± U	Recovery [%]	z-score	Comments
LC0001	0.323	0.0405	107	0.56	
LC0002	-	-	-	-	
LC0003	0.285	0.043	94.7	-0.41	
LC0004	0.311	0.056	103	0.26	
LC0005	0.308	0.0231	102	0.18	
LC0006	0.302	0.03	100	0.03	
LC0007	-	-	-	-	
LC0008	0.302	0.059	100	0.03	
LC0009	0.263	0.08	87.4	-0.97	
LC0010	0.3045	0.08	101	0.09	
LC0011	-	-	-	-	
LC0012	0.324	0.162	108	0.59	
LC0013	0.3	0.06	99.7	-0.02	
LC0014	0.291	0.058	96.7	-0.25	
LC0015	0.284	0.048	94.4	-0.43	
LC0016	0.318	0.0604	106	0.44	
LC0017	0.31	0.09	103	0.23	
LC0018	0.251	0.024	83.4	-1.28	
LC0019	0.263	0.053	87.4	-0.97	
LC0020	0.31	0.08	103	0.23	
LC0021	0.3223	0.0806	107	0.55	

#### Characteristics of parameter

	all results	without outliers	Unit
Mean ± CI (99%)	0.298 ± 0.0153	0.298 ± 0.0153	µg/l
Minimum	0.251	0.251	µg/l
Maximum	0.324	0.324	µg/l
Standard deviation	0.0217	0.0217	µg/l
rel. standard deviation	7.27	7.27	%
n	18	18	-

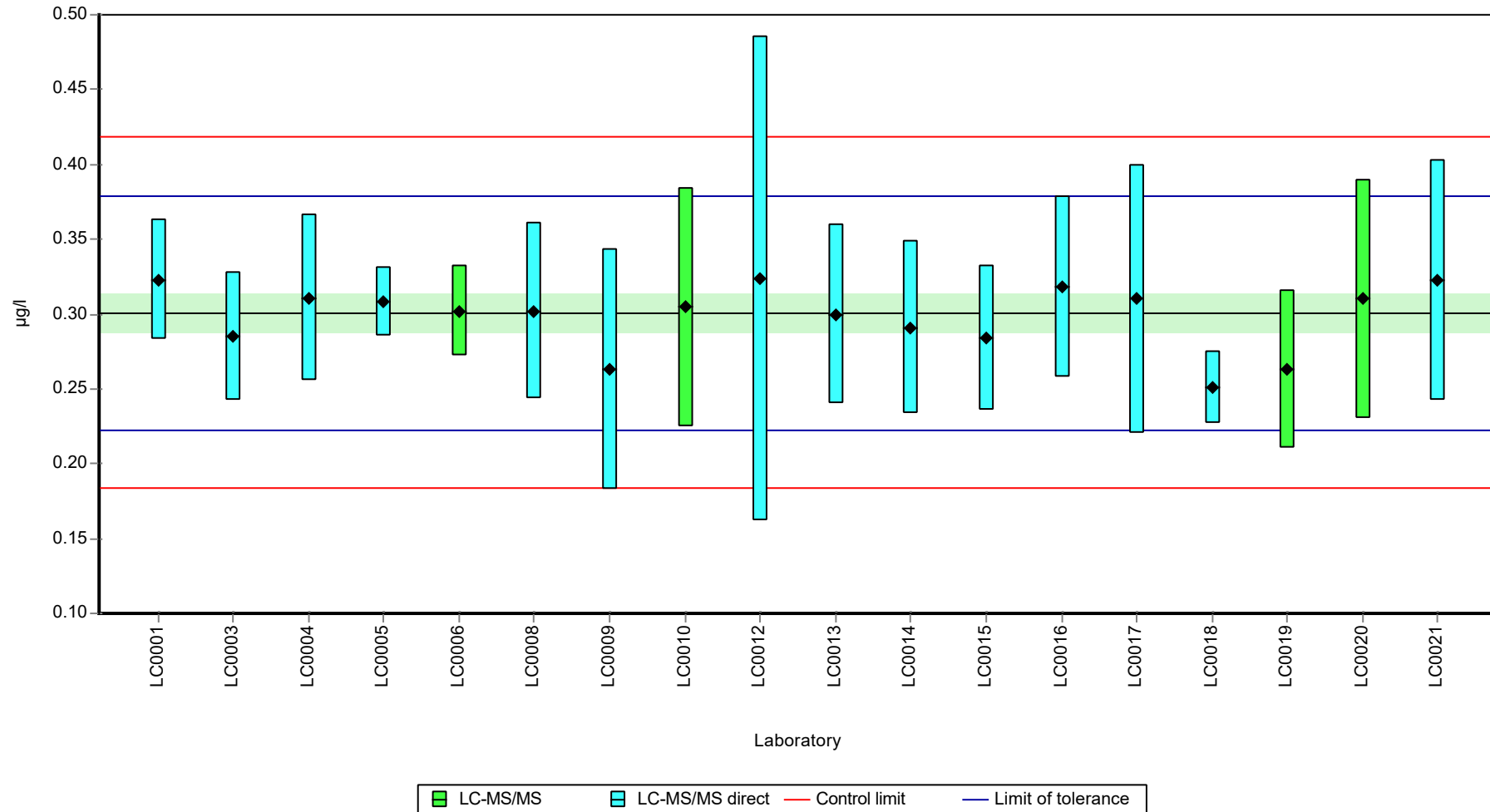


Parameter oriented report Pharmaceuticals, Industrial Chemicals and Artificial Sweeteners - AZ9

Sample: AZ9A, Parameter: Carbamazepine

Graphical presentation of results

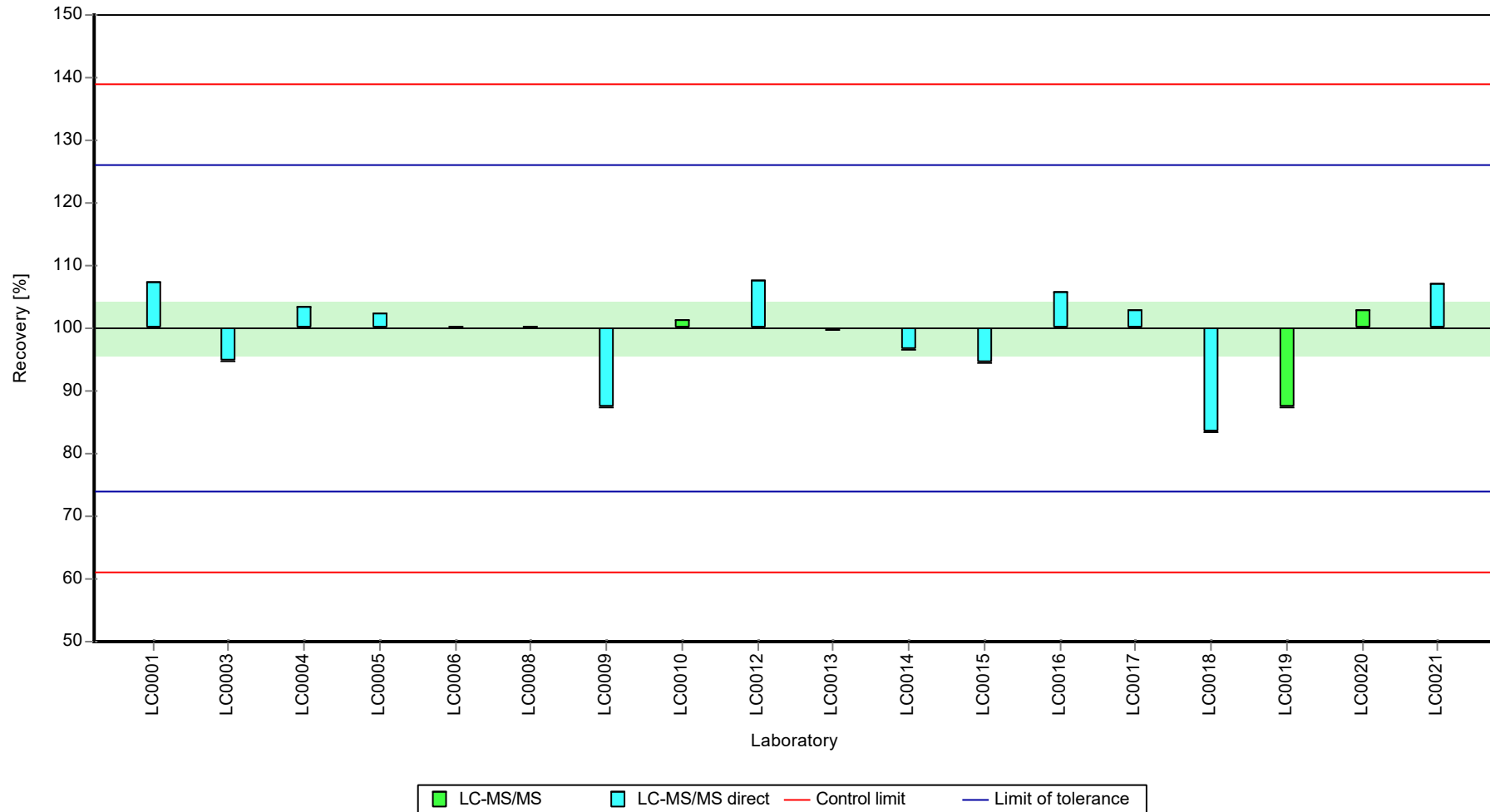
Results



Parameter oriented report Pharmaceuticals, Industrial Chemicals and Artificial Sweeteners - AZ9

Sample: AZ9A, Parameter: Carbamazepine

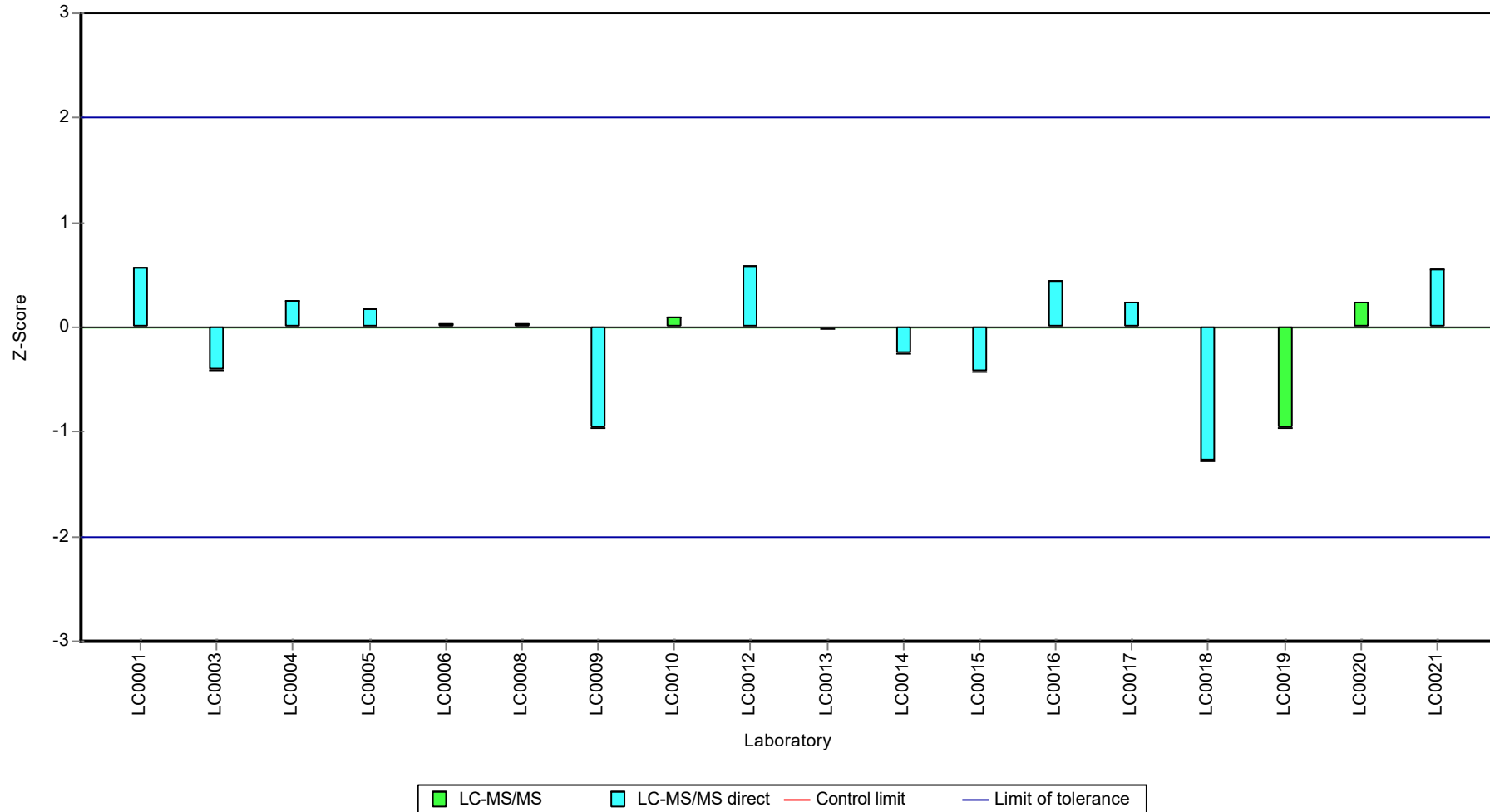
Recovery rate



Parameter oriented report Pharmaceuticals, Industrial Chemicals and Artificial Sweeteners - AZ9

Sample: AZ9A, Parameter: Carbamazepine

Z-score



Parameter oriented report Pharmaceuticals, Industrial  
Chemicals and Artificial Sweeteners - AZ9

Sample: AZ9B, Parameter: Carbamazepine

## Parameter oriented report

### AZ9 B

#### Carbamazepine

Unit	µg/l
Assigned value ± U (k=2)	1.09 ± 0.00928
Criterion	0.142 (13 %)
Minimum - Maximum	1.01 - 1.1
Control test value ± U (k=2)	1.4200 ± 0.213

Labcode	Result	± U	Recovery [%]	z-score	Comments
LC0001	1.099	0.1375	101	0.07	
LC0002	-	-	-	-	
LC0003	1.02	0.153	93.7	-0.49	
LC0004	1.08	0.194	99.2	-0.06	
LC0005	1.08	0.081	99.2	-0.06	
LC0006	1.1	0.11	101	0.08	
LC0007	-	-	-	-	
LC0008	1.006	0.196	92.4	-0.59	
LC0009	-	-	-	-	
LC0010	1.094	0.3	100	0.03	
LC0011	-	-	-	-	
LC0012	1.08	0.54	99.2	-0.06	
LC0013	1.1	0.22	101	0.08	
LC0014	1.059	0.212	97.2	-0.21	
LC0015	1.1	0.187	101	0.08	
LC0016	1.09	0.207	100	0.01	
LC0017	1.1	0.33	101	0.08	
LC0018	0.98	0.095	90	-0.77	H
LC0019	0.966	0.193	88.7	-0.87	H
LC0020	1.06	0.27	97.3	-0.21	
LC0021	1.2228	0.3057	112	0.94	H

#### Characteristics of parameter

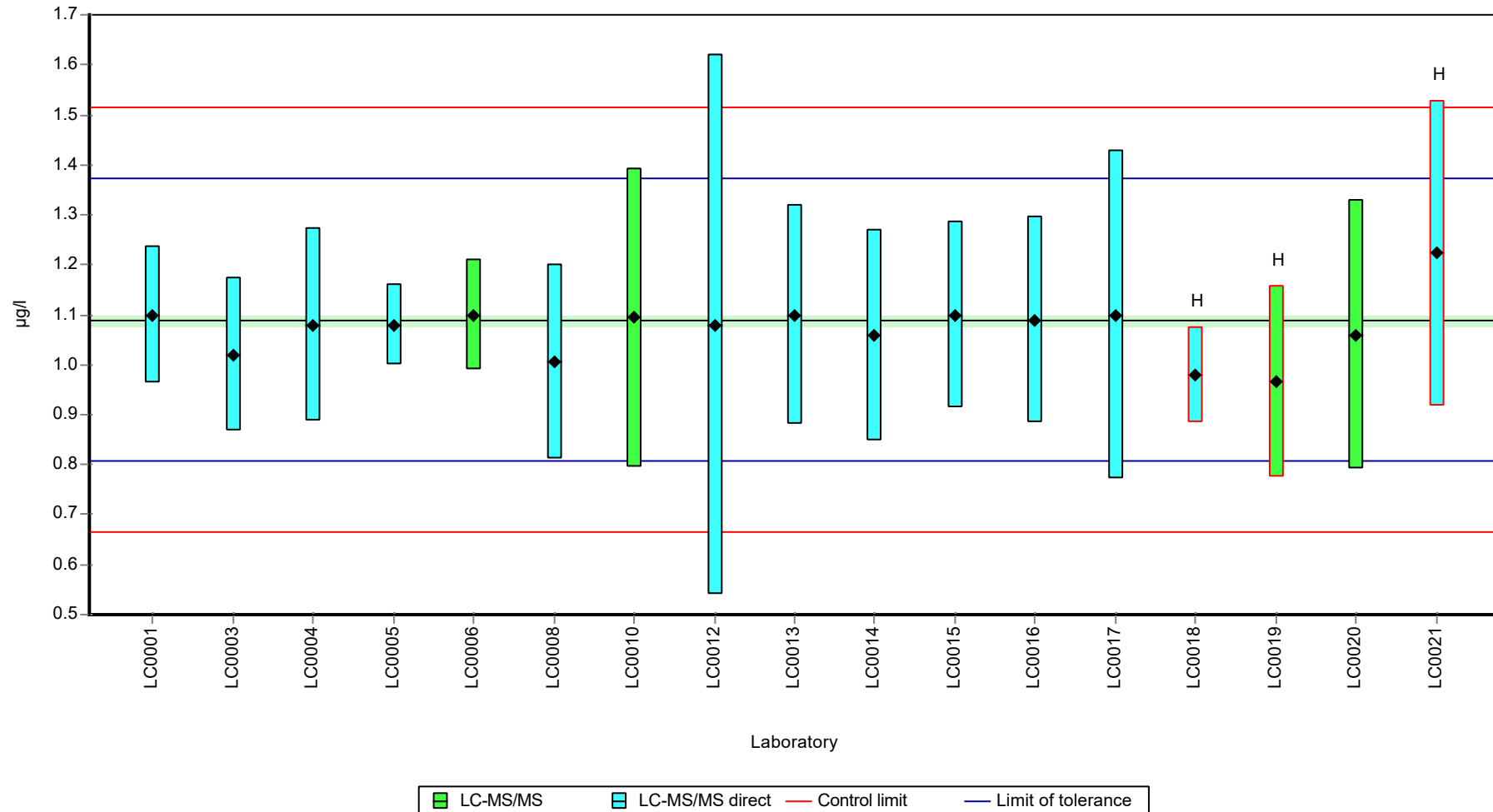
	all results	without outliers	Unit
Mean ± CI (99%)	1.07 ± 0.0425	1.08 ± 0.0243	µg/l
Minimum	0.966	1.01	µg/l
Maximum	1.22	1.1	µg/l
Standard deviation	0.0585	0.0304	µg/l
rel. standard deviation	5.45	2.82 %	
n	17	14	-

Parameter oriented report Pharmaceuticals, Industrial Chemicals and Artificial Sweeteners - AZ9

Sample: AZ9B, Parameter: Carbamazepine

Graphical presentation of results

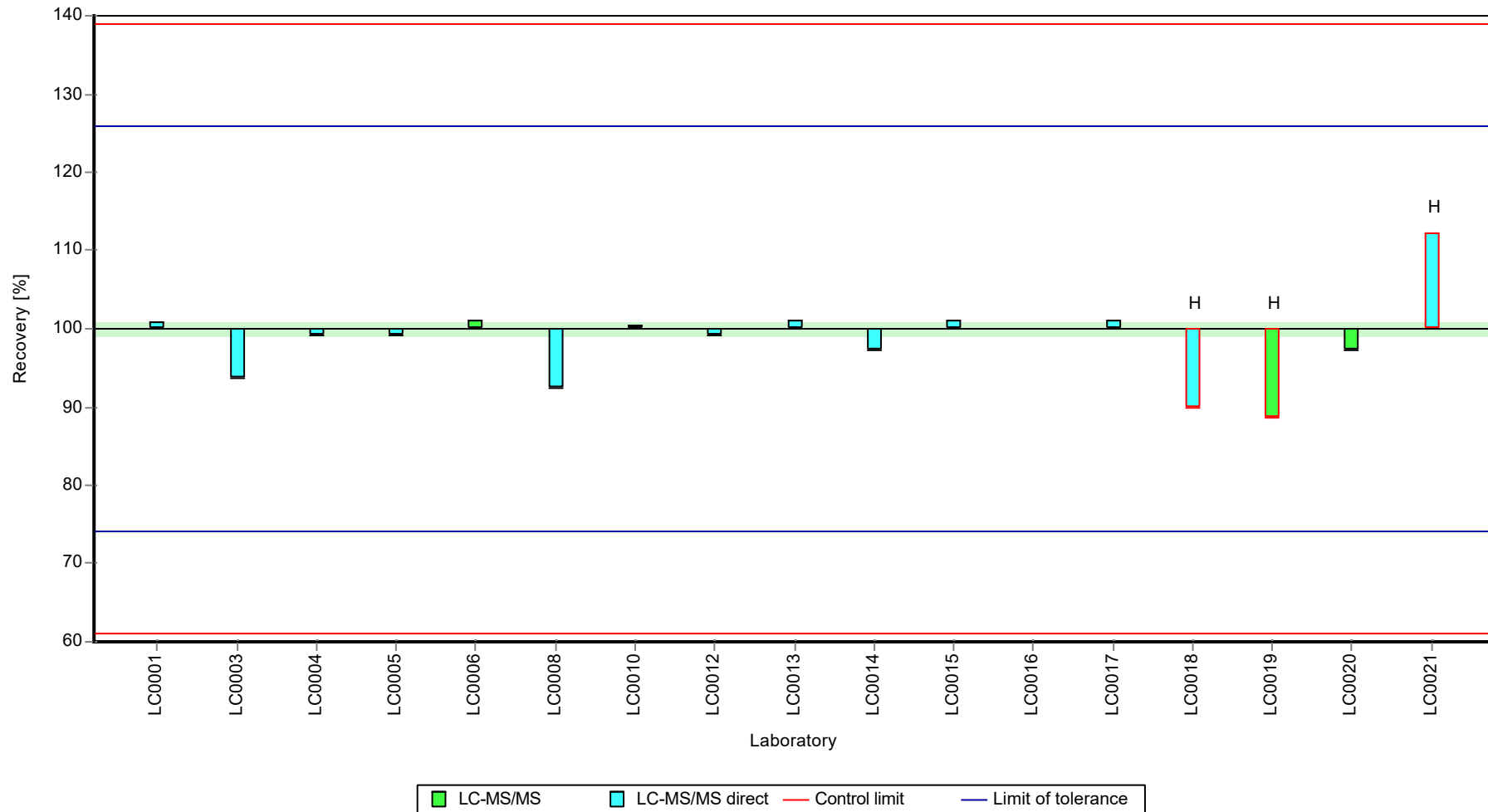
Results



Parameter oriented report Pharmaceuticals, Industrial Chemicals and Artificial Sweeteners - AZ9

Sample: AZ9B, Parameter: Carbamazepine

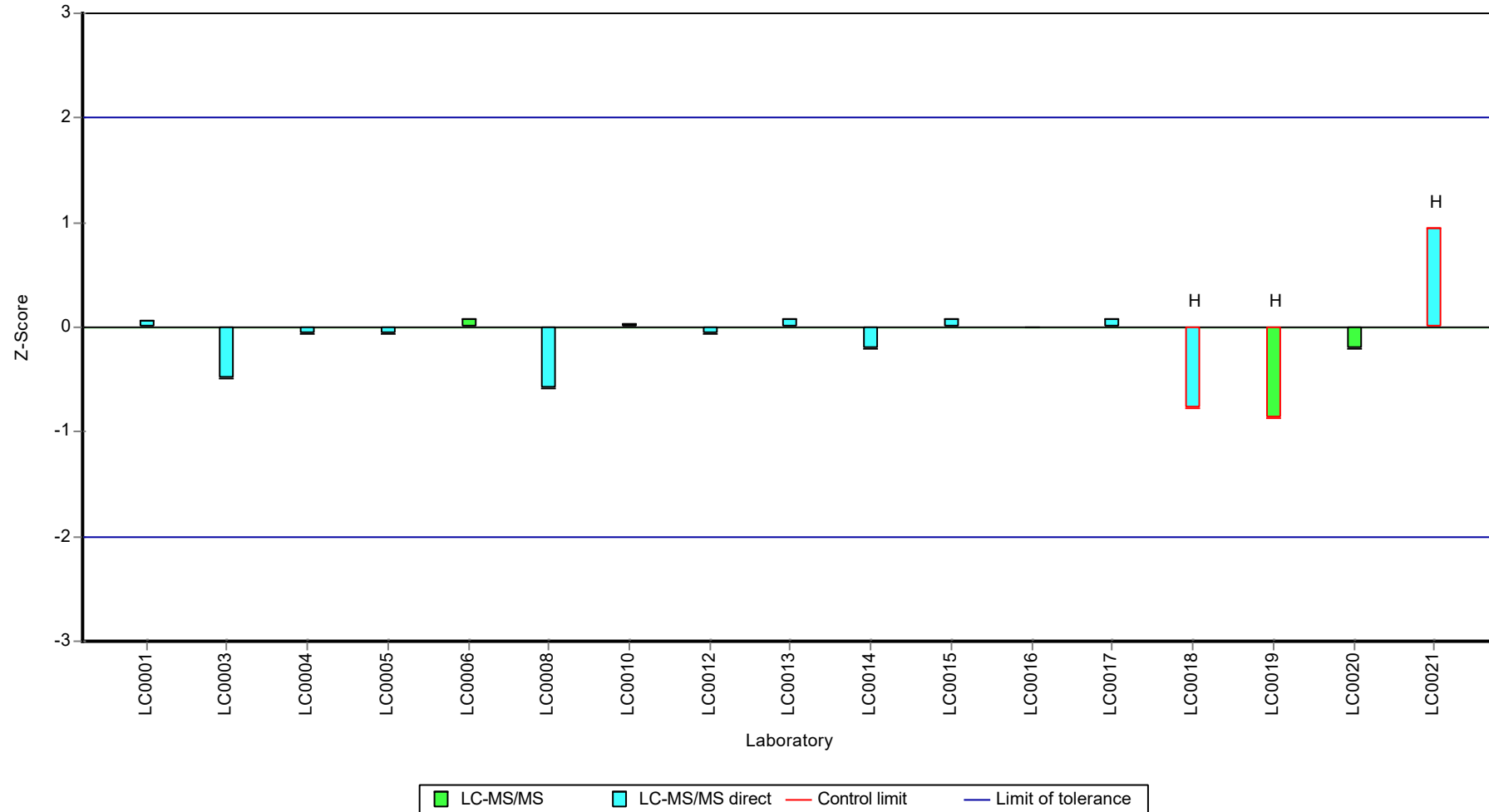
Recovery rate



Parameter oriented report Pharmaceuticals, Industrial Chemicals and Artificial Sweeteners - AZ9

Sample: AZ9B, Parameter: Carbamazepine

Z-score



Parameter oriented report Pharmaceuticals, Industrial  
Chemicals and Artificial Sweeteners - AZ9

Sample: AZ9A, Parameter: Cyclamate

## Parameter oriented report

### AZ9 A

#### Cyclamate

Unit	µg/l
Assigned value ± U (k=2)	0.44 ± 0.0365
Criterion	0.132 (30 %)
Minimum - Maximum	0.37 - 0.538
Control test value ± U (k=2)	0.49300 ± 0.148

Labcode	Result	± U	Recovery [%]	z-score	Comments
LC0001	0.481	0.06	109	0.32	
LC0002	0.45	0.08	102	0.08	
LC0003	-	-	-	-	
LC0004	0.399	0.072	90.8	-0.31	
LC0005	-	-	-	-	
LC0006	0.431	0.043	98.1	-0.06	
LC0007	-	-	-	-	
LC0008	-	-	-	-	
LC0009	-	-	-	-	
LC0010	-	-	-	-	
LC0011	-	-	-	-	
LC0012	-	-	-	-	
LC0013	0.538	0.151	122	0.75	
LC0014	-	-	-	-	
LC0015	0.421	0.084	95.8	-0.14	
LC0016	0.37	0.0555	84.2	-0.53	
LC0017	-	-	-	-	
LC0018	-	-	-	-	
LC0019	0.426	0.128	96.9	-0.1	
LC0020	-	-	-	-	
LC0021	-	-	-	-	

#### Characteristics of parameter

	all results	without outliers	Unit
Mean ± CI (99%)	0.44 ± 0.0547	0.44 ± 0.0547	µg/l
Minimum	0.37	0.37	µg/l
Maximum	0.538	0.538	µg/l
Standard deviation	0.0515	0.0516	µg/l
rel. standard deviation	11.7	11.7	%
n	8	8	-

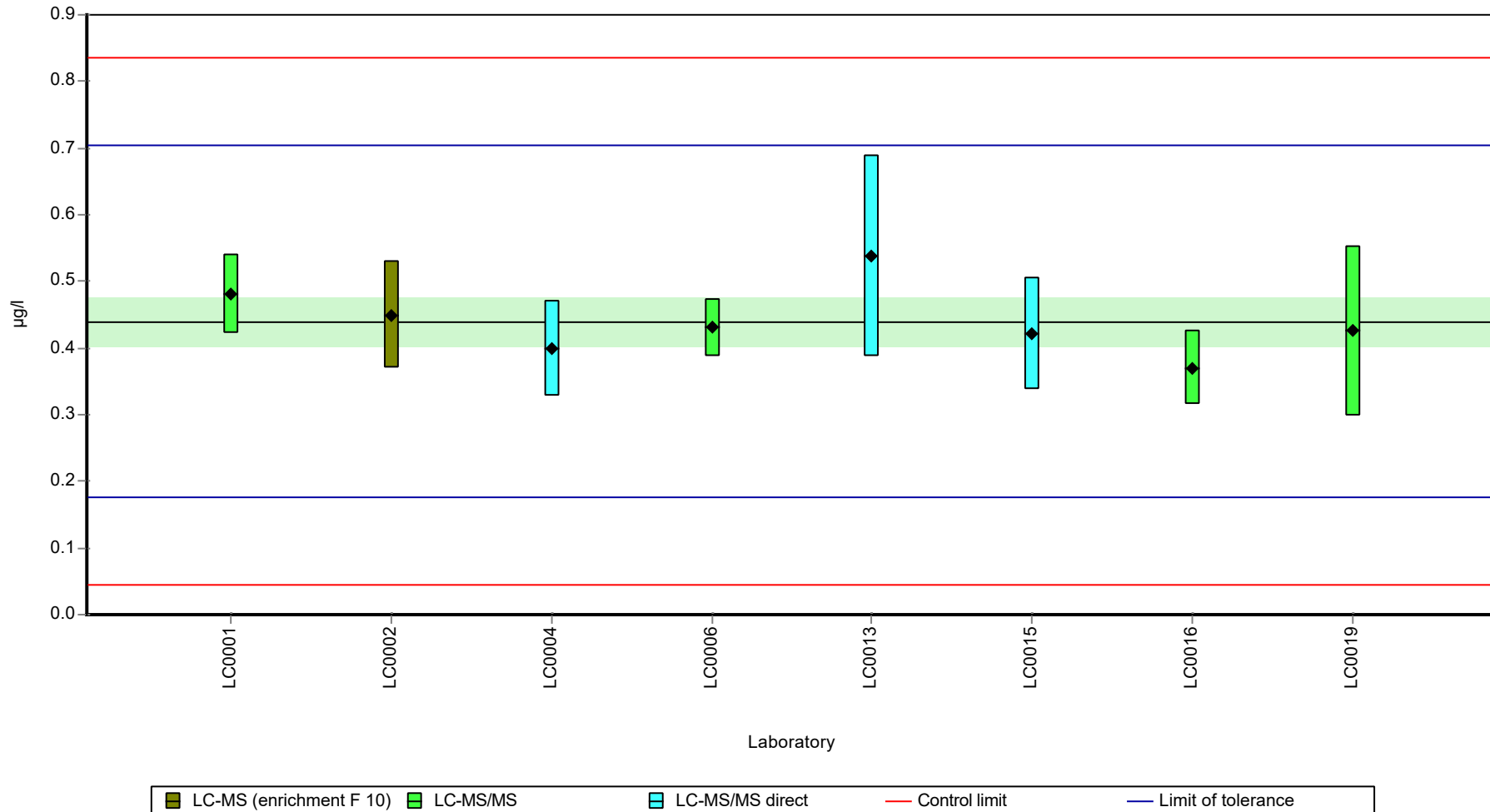


Parameter oriented report Pharmaceuticals, Industrial Chemicals and Artificial Sweeteners - AZ9

Sample: AZ9A, Parameter: Cyclamate

Graphical presentation of results

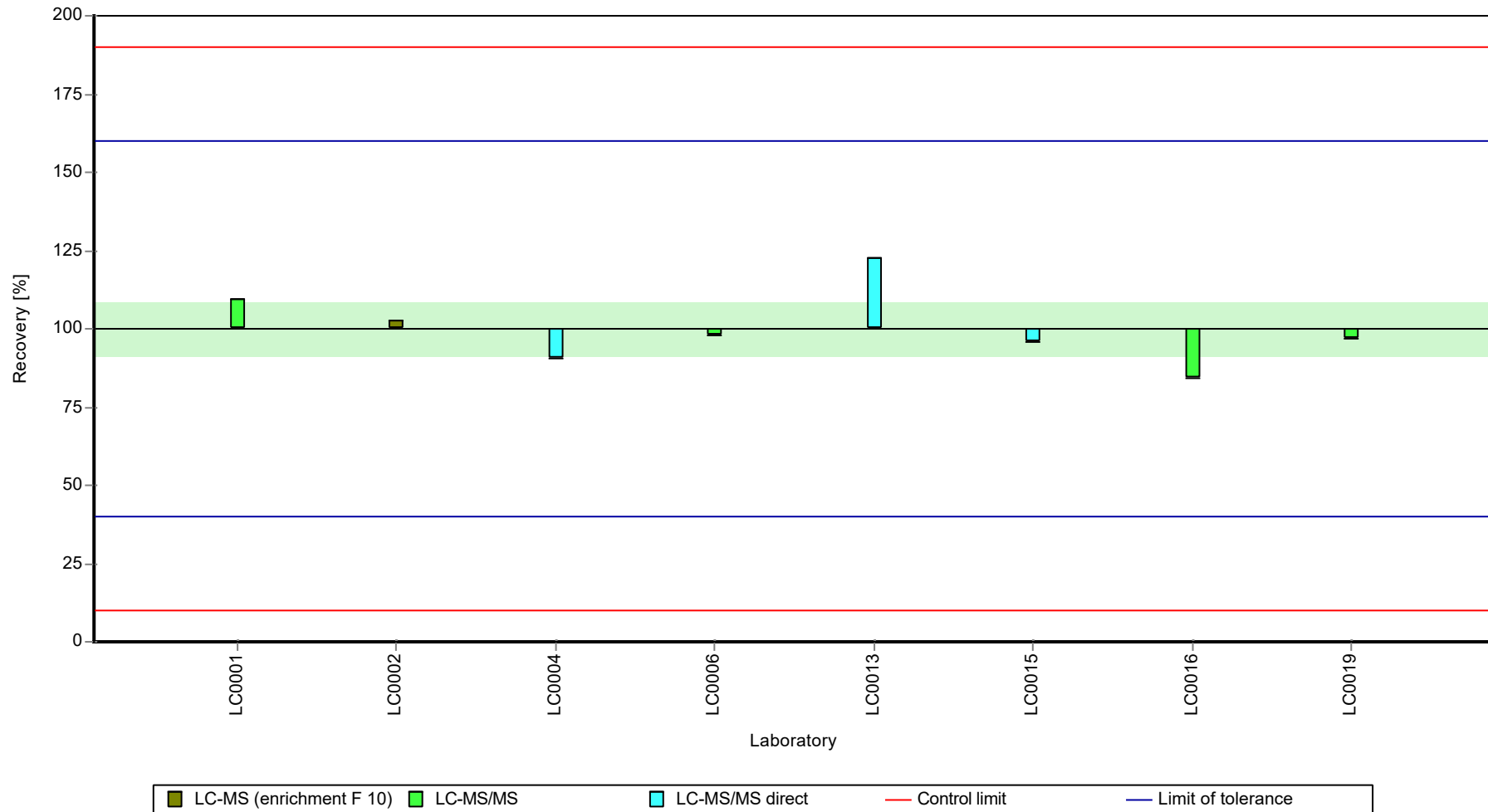
Results



Parameter oriented report Pharmaceuticals, Industrial Chemicals and Artificial Sweeteners - AZ9

Sample: AZ9A, Parameter: Cyclamate

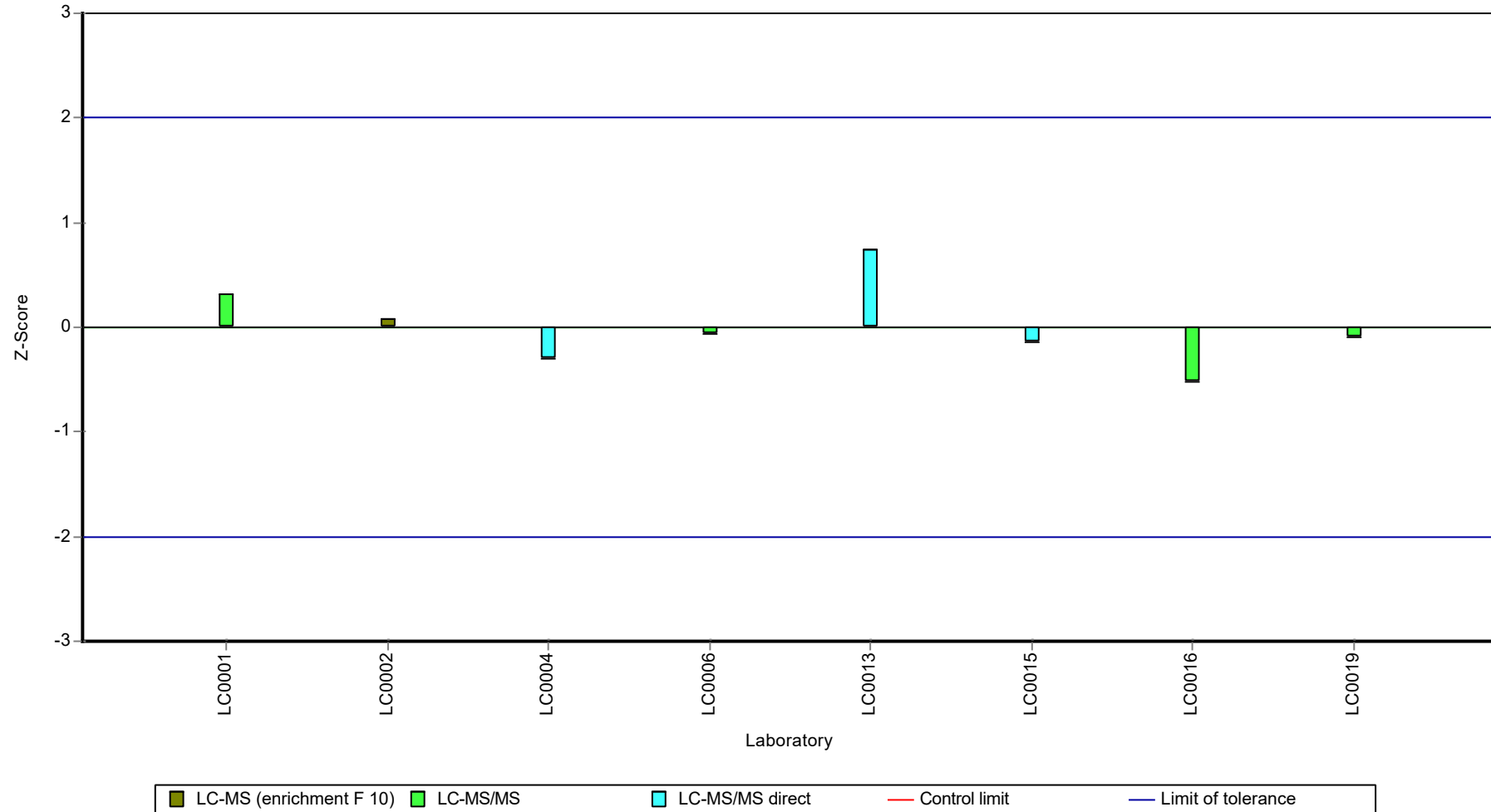
Recovery rate



Parameter oriented report Pharmaceuticals, Industrial Chemicals and Artificial Sweeteners - AZ9

Sample: AZ9A, Parameter: Cyclamate

Z-score



Parameter oriented report Pharmaceuticals, Industrial  
Chemicals and Artificial Sweeteners - AZ9

Sample: AZ9B, Parameter: Cyclamate

## Parameter oriented report

### AZ9 B

#### Cyclamate

Unit	µg/l
Assigned value ± U (k=2)	0.609 ± 0.0519
Criterion	0.183 (30 %)
Minimum - Maximum	0.54 - 0.73
Control test value ± U (k=2)	0.7830 ± 0.235

Labcode	Result	± U	Recovery [%]	z-score	Comments
LC0001	0.73	0.0915	120	0.67	
LC0002	0.54	0.09	88.7	-0.38	
LC0003	-	-	-	-	
LC0004	0.552	0.099	90.7	-0.31	
LC0005	-	-	-	-	
LC0006	0.624	0.062	103	0.08	
LC0007	-	-	-	-	
LC0008	-	-	-	-	
LC0009	-	-	-	-	
LC0010	-	-	-	-	
LC0011	-	-	-	-	
LC0012	-	-	-	-	
LC0013	0.963	0.27	158	1.94	H
LC0014	-	-	-	-	
LC0015	0.664	0.133	109	0.3	
LC0016	0.569	0.0854	93.5	-0.22	
LC0017	-	-	-	-	
LC0018	-	-	-	-	
LC0019	0.581	0.174	95.5	-0.15	
LC0020	-	-	-	-	
LC0021	-	-	-	-	

#### Characteristics of parameter

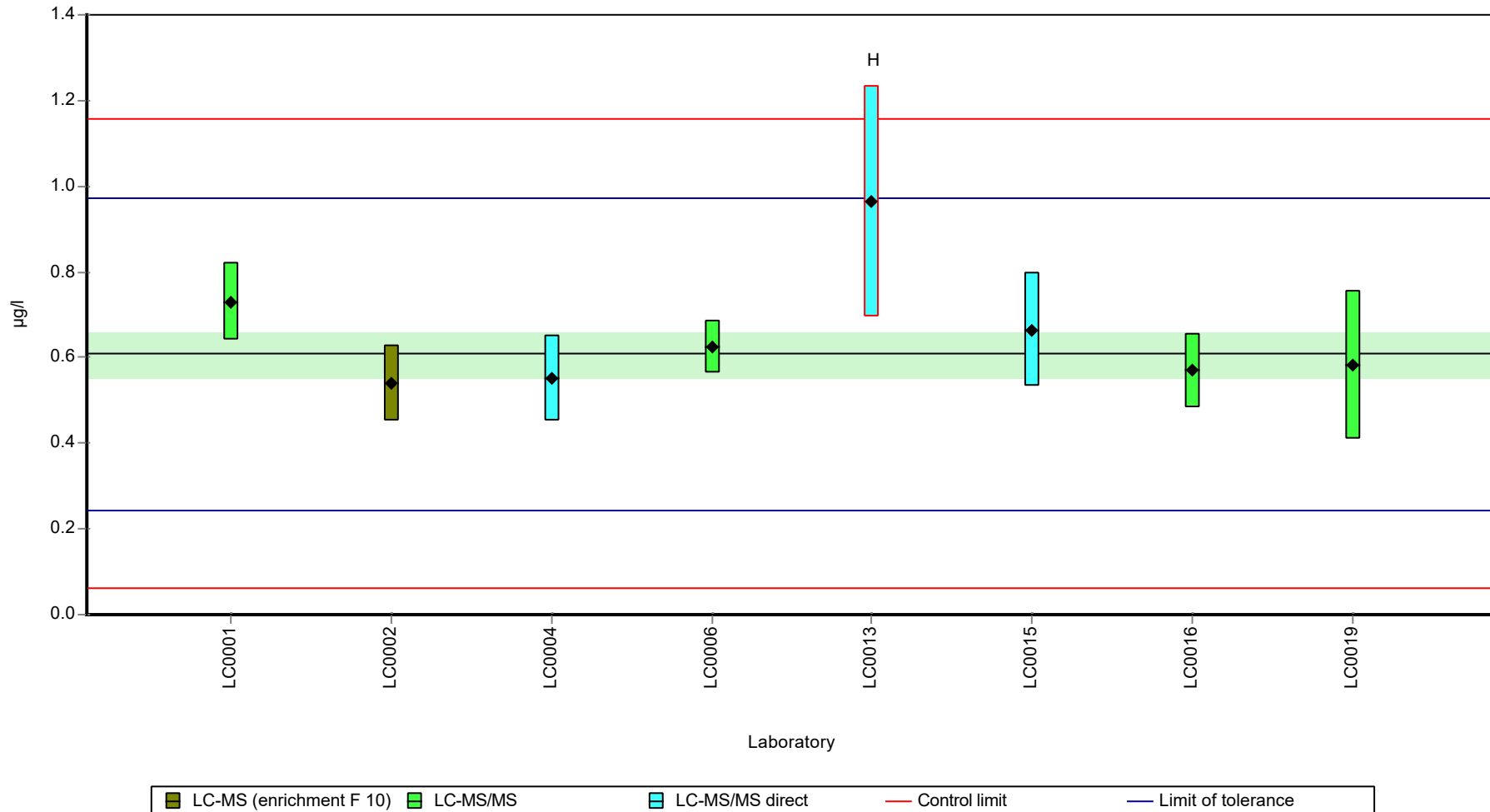
	all results	without outliers	Unit
Mean ± CI (99%)	0.653 ± 0.149	0.609 ± 0.0779	µg/l
Minimum	0.54	0.54	µg/l
Maximum	0.963	0.73	µg/l
Standard deviation	0.141	0.0687	µg/l
rel. standard deviation	21.5	11.3 %	
n	8	7	-

Parameter oriented report Pharmaceuticals, Industrial Chemicals and Artificial Sweeteners - AZ9

Sample: AZ9B, Parameter: Cyclamate

Graphical presentation of results

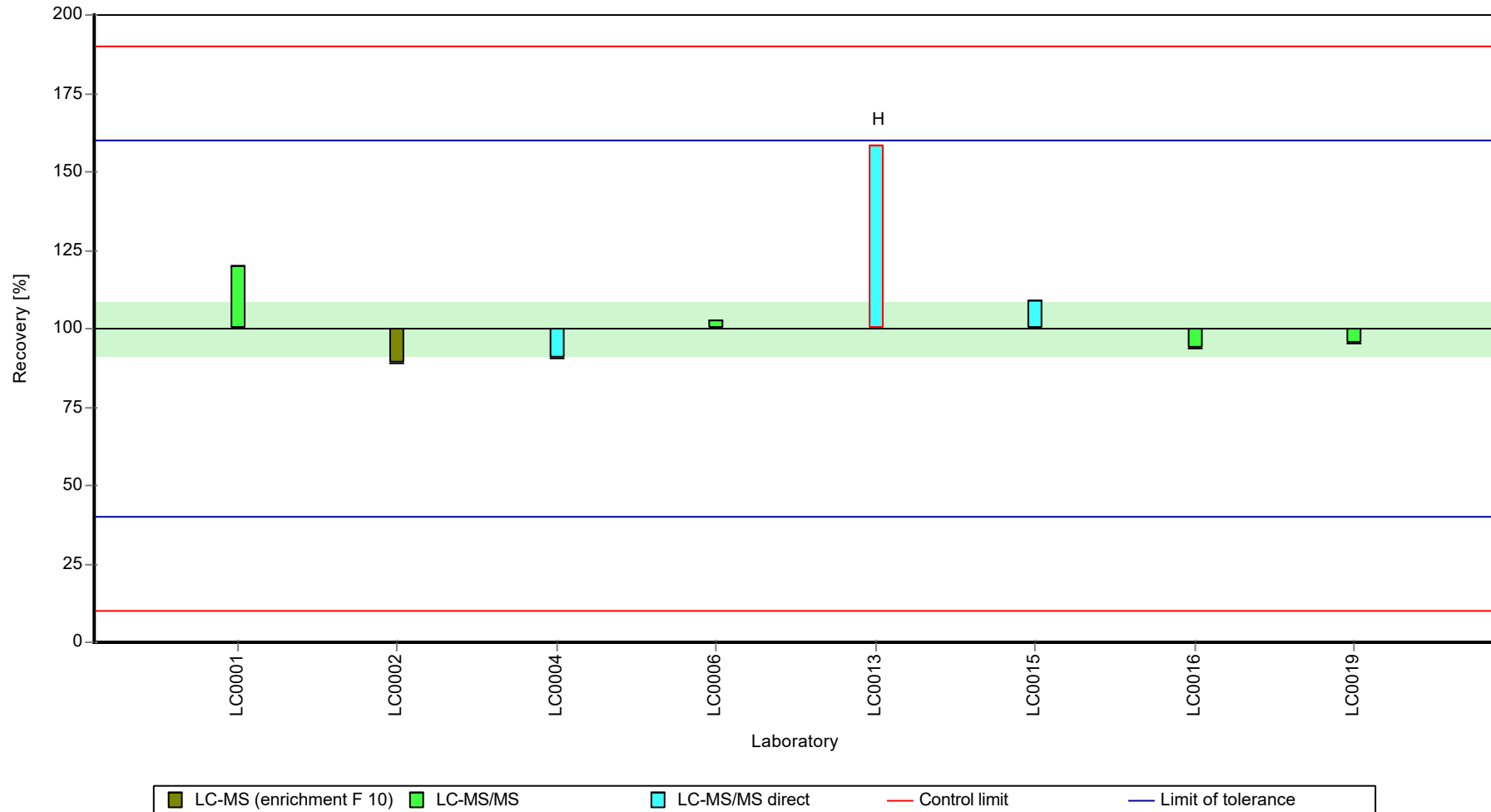
Results



Parameter oriented report Pharmaceuticals, Industrial Chemicals and Artificial Sweeteners - AZ9

Sample: AZ9B, Parameter: Cyclamate

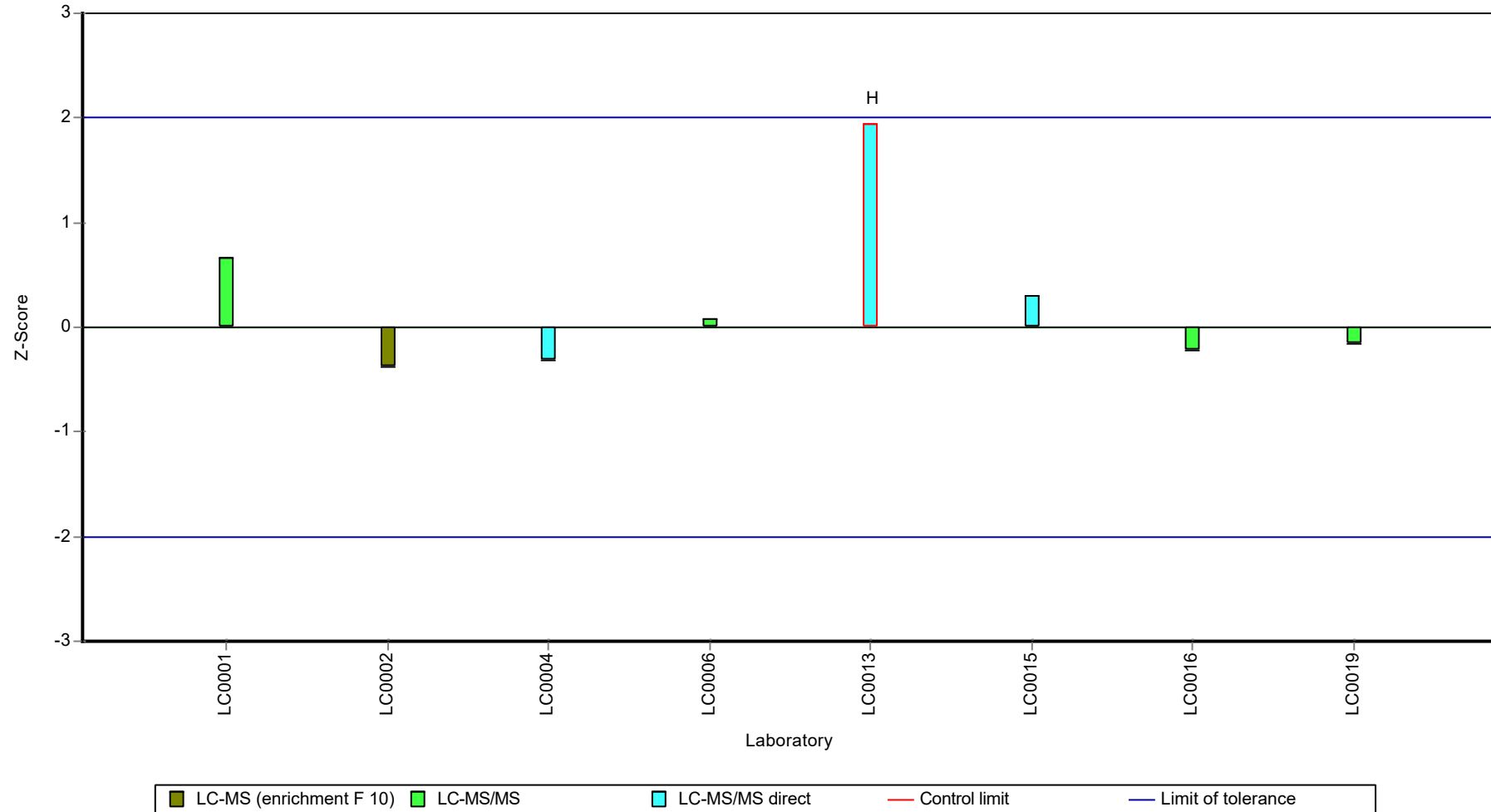
Recovery rate



Parameter oriented report Pharmaceuticals, Industrial Chemicals and Artificial Sweeteners - AZ9

Sample: AZ9B, Parameter: Cyclamate

Z-score



Parameter oriented report Pharmaceuticals, Industrial  
Chemicals and Artificial Sweeteners - AZ9

Sample: AZ9A, Parameter: Diazepam

## Parameter oriented report

### AZ9 A

#### Diazepam

Unit	µg/l
Assigned value ± U (k=2)	0.288 ± 0.0288
Criterion	0.0403 (14 %)
Minimum - Maximum	0.231 - 0.361
Control test value ± U (k=2)	0.26000 ± 0.039

Labcode	Result	± U	Recovery [%]	z-score	Comments
LC0001	-	-	-	-	
LC0002	-	-	-	-	
LC0003	-	-	-	-	
LC0004	-	-	-	-	
LC0005	-	-	-	-	
LC0006	0.283	0.028	98.4	-0.11	
LC0007	-	-	-	-	
LC0008	0.27	0.015	93.9	-0.43	
LC0009	-	-	-	-	
LC0010	-	-	-	-	
LC0011	-	-	-	-	
LC0012	0.231	0.116	80.3	-1.4	
LC0013	0.361	0.072	126	1.83	
LC0014	-	-	-	-	
LC0015	0.295	0.053	103	0.19	
LC0016	0.305	0.0336	106	0.43	
LC0017	-	-	-	-	
LC0018	-	-	-	-	
LC0019	0.245	0.049	85.2	-1.06	
LC0020	-	-	-	-	
LC0021	0.31	0.0775	108	0.56	

#### Characteristics of parameter

	all results	without outliers	Unit
Mean ± CI (99%)	0.287 ± 0.0432	0.288 ± 0.0432	µg/l
Minimum	0.231	0.231	µg/l
Maximum	0.361	0.361	µg/l
Standard deviation	0.0407	0.0407	µg/l
rel. standard deviation	14.2	14.2	%
n	8	8	-

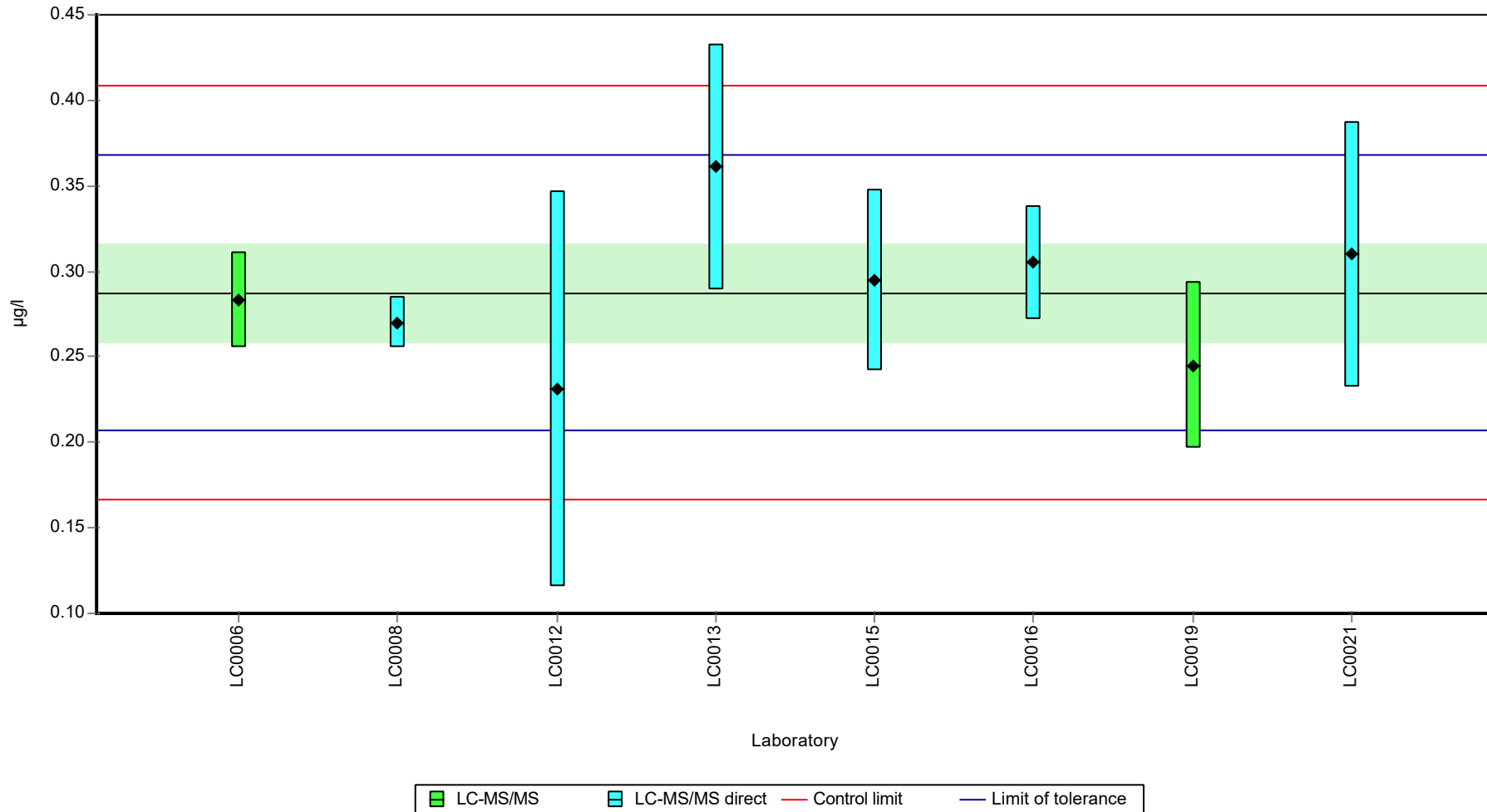


Parameter oriented report Pharmaceuticals, Industrial Chemicals and Artificial Sweeteners - AZ9

Sample: AZ9A, Parameter: Diazepam

Graphical presentation of results

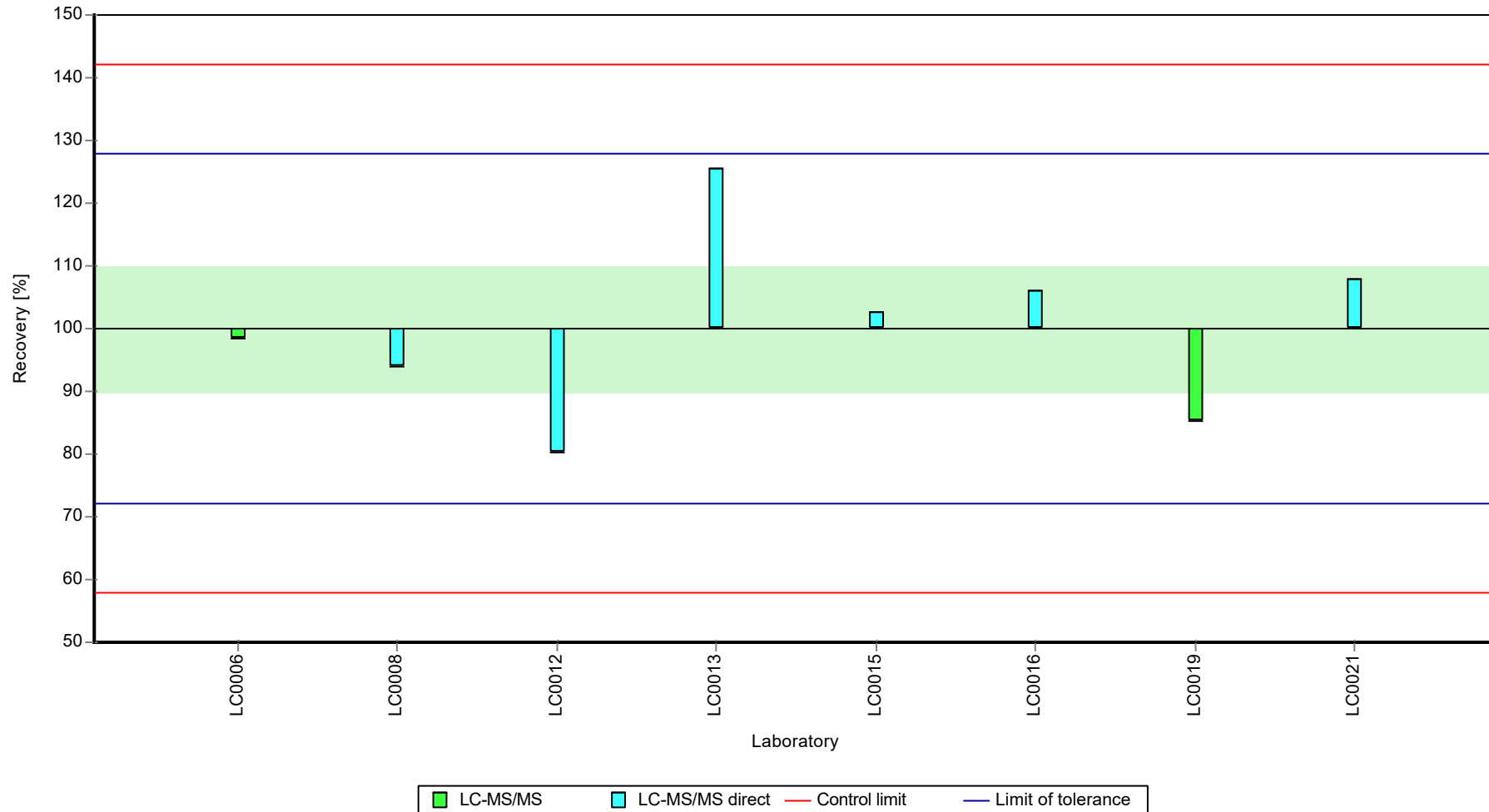
Results



Parameter oriented report Pharmaceuticals, Industrial Chemicals and Artificial Sweeteners - AZ9

Sample: AZ9A, Parameter: Diazepam

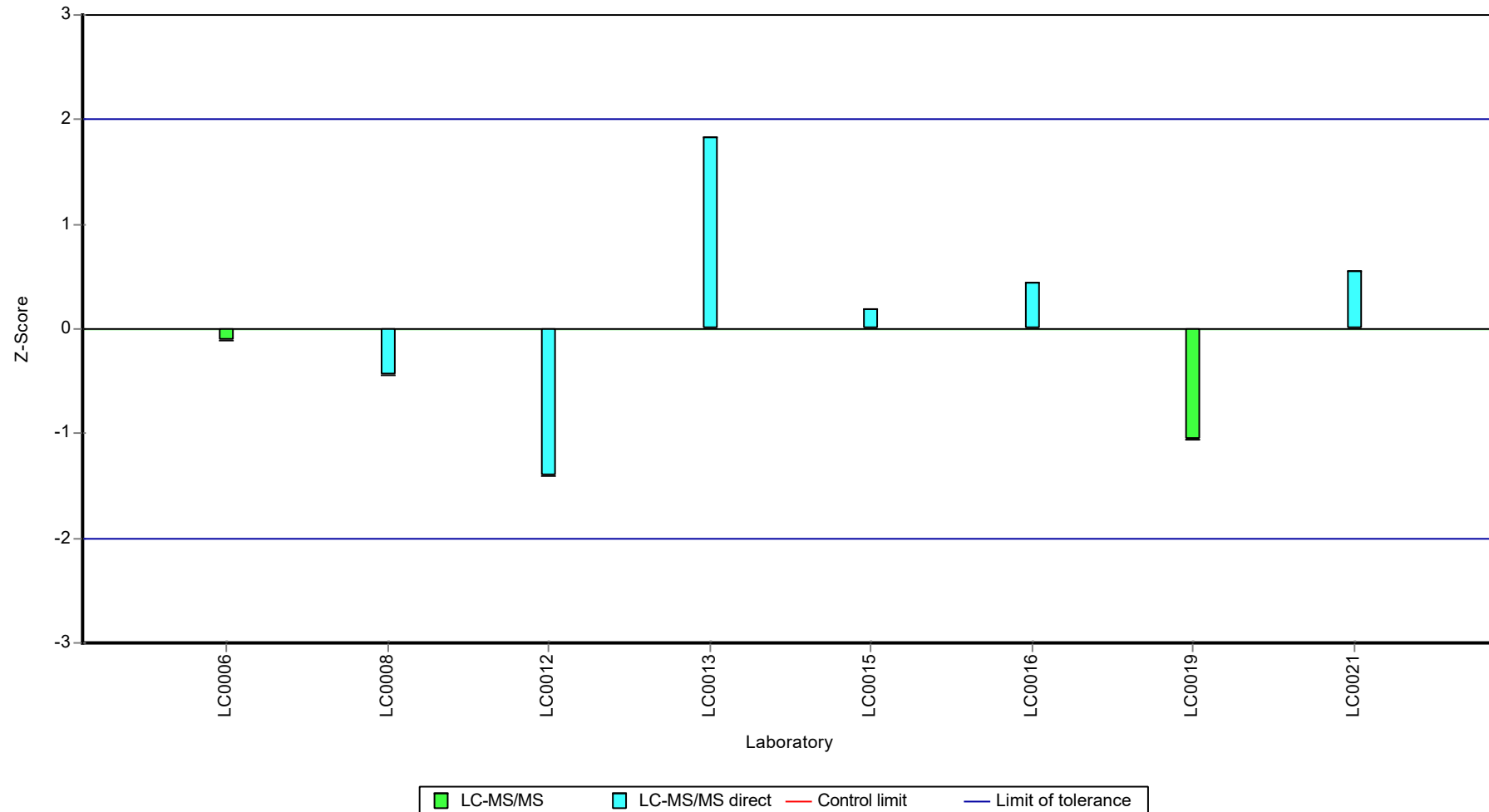
Recovery rate



Parameter oriented report Pharmaceuticals, Industrial Chemicals and Artificial Sweeteners - AZ9

Sample: AZ9A, Parameter: Diazepam

Z-score



Parameter oriented report Pharmaceuticals, Industrial  
Chemicals and Artificial Sweeteners - AZ9

Sample: AZ9B, Parameter: Diazepam

## Parameter oriented report

### AZ9 B

#### Diazepam

Unit	µg/l
Assigned value ± U (k=2)	0.317 ± 0.0225
Criterion	0.0317 (10 %)
Minimum - Maximum	0.252 - 0.346
Control test value ± U (k=2)	0.2850 ± 0.0428

Labcode	Result	± U	Recovery [%]	z-score	Comments
LC0001	-	-	-	-	
LC0002	-	-	-	-	
LC0003	-	-	-	-	
LC0004	-	-	-	-	
LC0005	-	-	-	-	
LC0006	0.346	0.035	109	0.91	
LC0007	-	-	-	-	
LC0008	0.329	0.019	104	0.38	
LC0009	-	-	-	-	
LC0010	-	-	-	-	
LC0011	-	-	-	-	
LC0012	0.292	0.146	92.1	-0.79	
LC0013	0.309	0.062	97.5	-0.25	
LC0014	-	-	-	-	
LC0015	0.329	0.059	104	0.38	
LC0016	0.343	0.0378	108	0.82	
LC0017	-	-	-	-	
LC0018	-	-	-	-	
LC0019	0.252	0.05	79.5	-2.05	
LC0020	-	-	-	-	
LC0021	0.3362	0.0841	106	0.6	

#### Characteristics of parameter

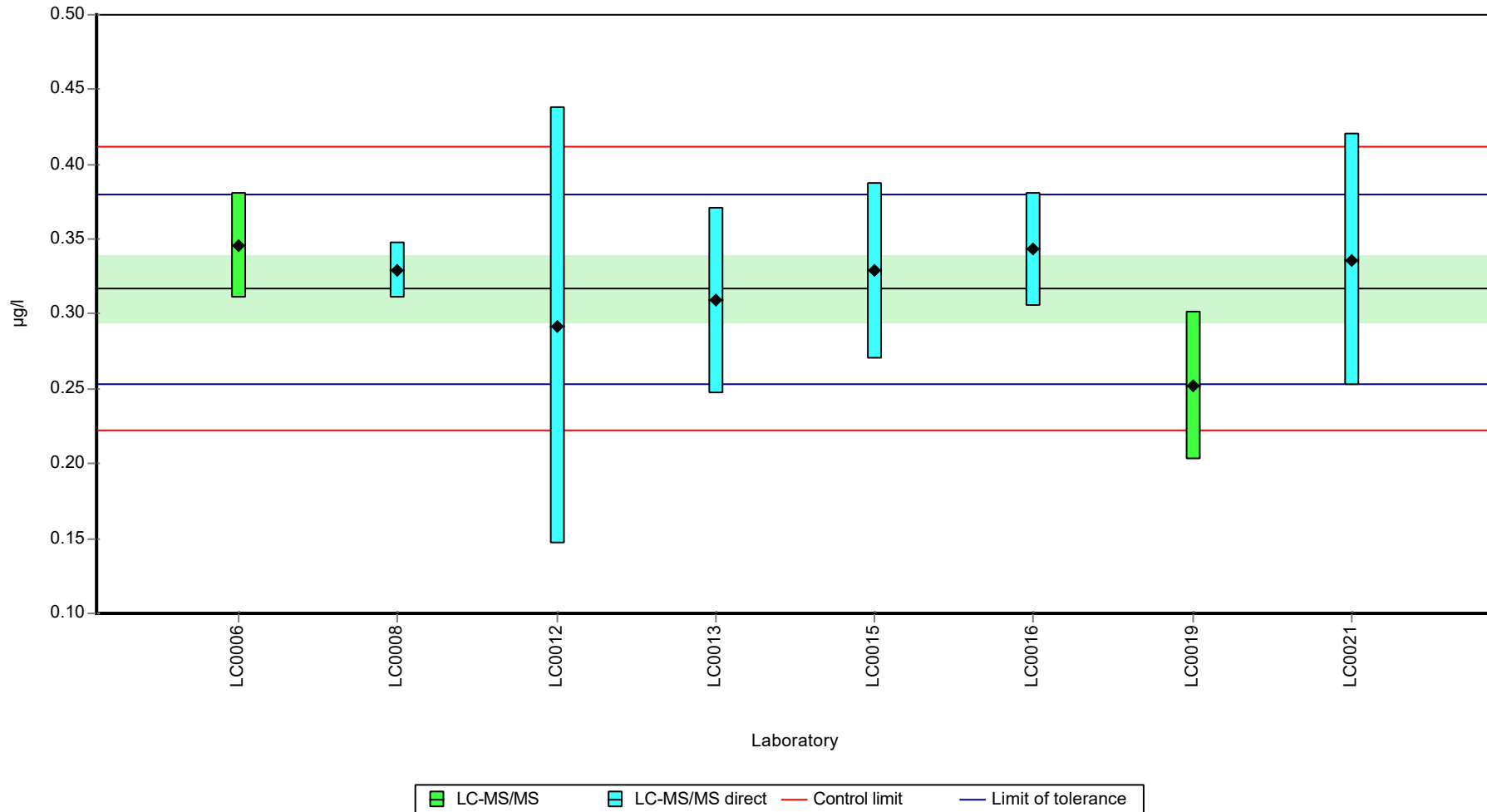
	all results	without outliers	Unit
Mean ± CI (99%)	0.317 ± 0.0338	0.317 ± 0.0338	µg/l
Minimum	0.252	0.252	µg/l
Maximum	0.346	0.346	µg/l
Standard deviation	0.0318	0.0318	µg/l
rel. standard deviation	10	10	%
n	8	8	-

Parameter oriented report Pharmaceuticals, Industrial Chemicals and Artificial Sweeteners - AZ9

Sample: AZ9B, Parameter: Diazepam

Graphical presentation of results

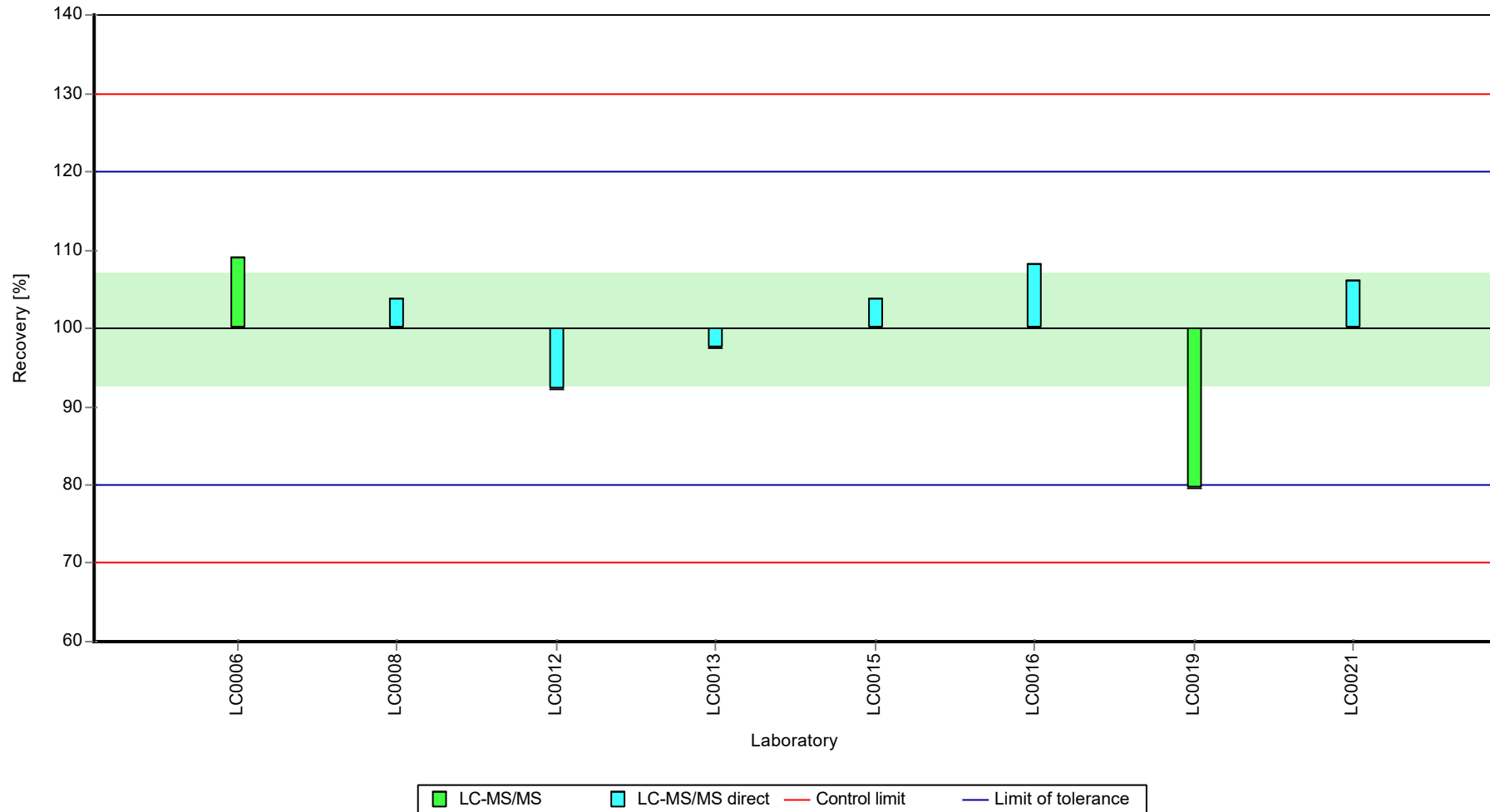
Results



Parameter oriented report Pharmaceuticals, Industrial Chemicals and Artificial Sweeteners - AZ9

Sample: AZ9B, Parameter: Diazepam

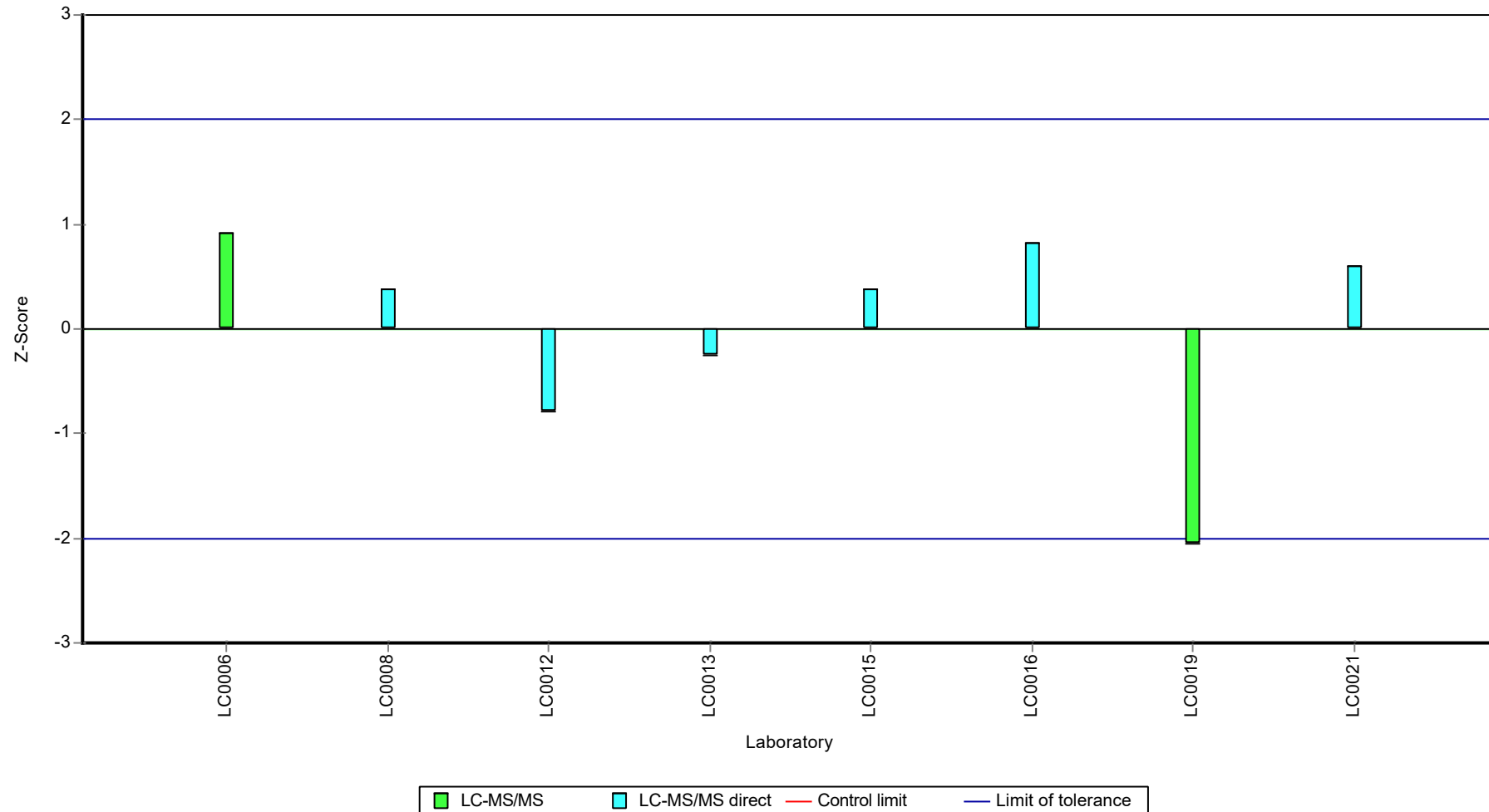
Recovery rate



Parameter oriented report Pharmaceuticals, Industrial Chemicals and Artificial Sweeteners - AZ9

Sample: AZ9B, Parameter: Diazepam

**Z-score**



Parameter oriented report Pharmaceuticals, Industrial  
Chemicals and Artificial Sweeteners - AZ9

Sample: AZ9A, Parameter: Diclofenac

## Parameter oriented report

### AZ9 A

#### Diclofenac

Unit	µg/l
Assigned value ± U (k=2)	0.306 ± 0.0357
Criterion	0.0704 (23 %)
Minimum - Maximum	0.186 - 0.45
Control test value ± U (k=2)	0.36800 ± 0.11

Labcode	Result	± U	Recovery [%]	z-score	Comments
LC0001	0.308	0.0385	101	0.02	
LC0002	-	-	-	-	
LC0003	-	-	-	-	
LC0004	0.268	0.048	87.5	-0.54	
LC0005	0.352	0.0299	115	0.65	
LC0006	0.333	0.033	109	0.38	
LC0007	-	-	-	-	
LC0008	0.38	0.032	124	1.05	
LC0009	-	-	-	-	
LC0010	-	-	-	-	
LC0011	-	-	-	-	
LC0012	0.186	0.093	60.7	-1.71	
LC0013	0.301	0.06	98.3	-0.07	
LC0014	0.317	0.079	103	0.15	
LC0015	0.339	0.071	111	0.46	
LC0016	0.317	0.0539	103	0.15	
LC0017	0.245	0.07	80	-0.87	
LC0018	0.201	0.044	65.6	-1.49	
LC0019	0.245	0.049	80	-0.87	
LC0020	0.45	0.11	147	2.04	
LC0021	0.3523	0.0881	115	0.65	

#### Characteristics of parameter

	all results	without outliers	Unit
Mean ± CI (99%)	0.306 ± 0.0535	0.306 ± 0.0535	µg/l
Minimum	0.186	0.186	µg/l
Maximum	0.45	0.45	µg/l
Standard deviation	0.0691	0.0691	µg/l
rel. standard deviation	22.6	22.6	%
n	15	15	-

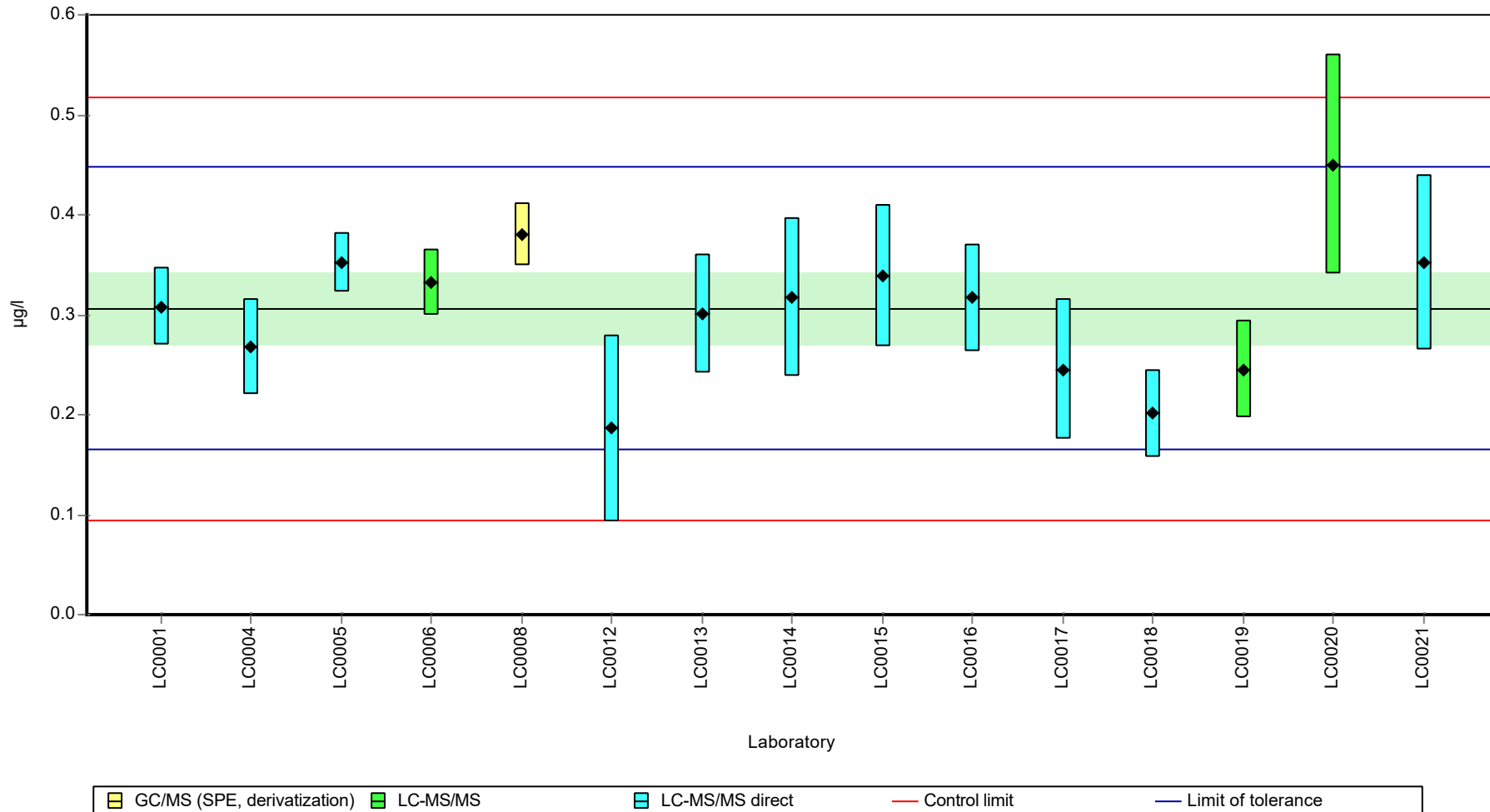


Parameter oriented report Pharmaceuticals, Industrial Chemicals and Artificial Sweeteners - AZ9

Sample: AZ9A, Parameter: Diclofenac

Graphical presentation of results

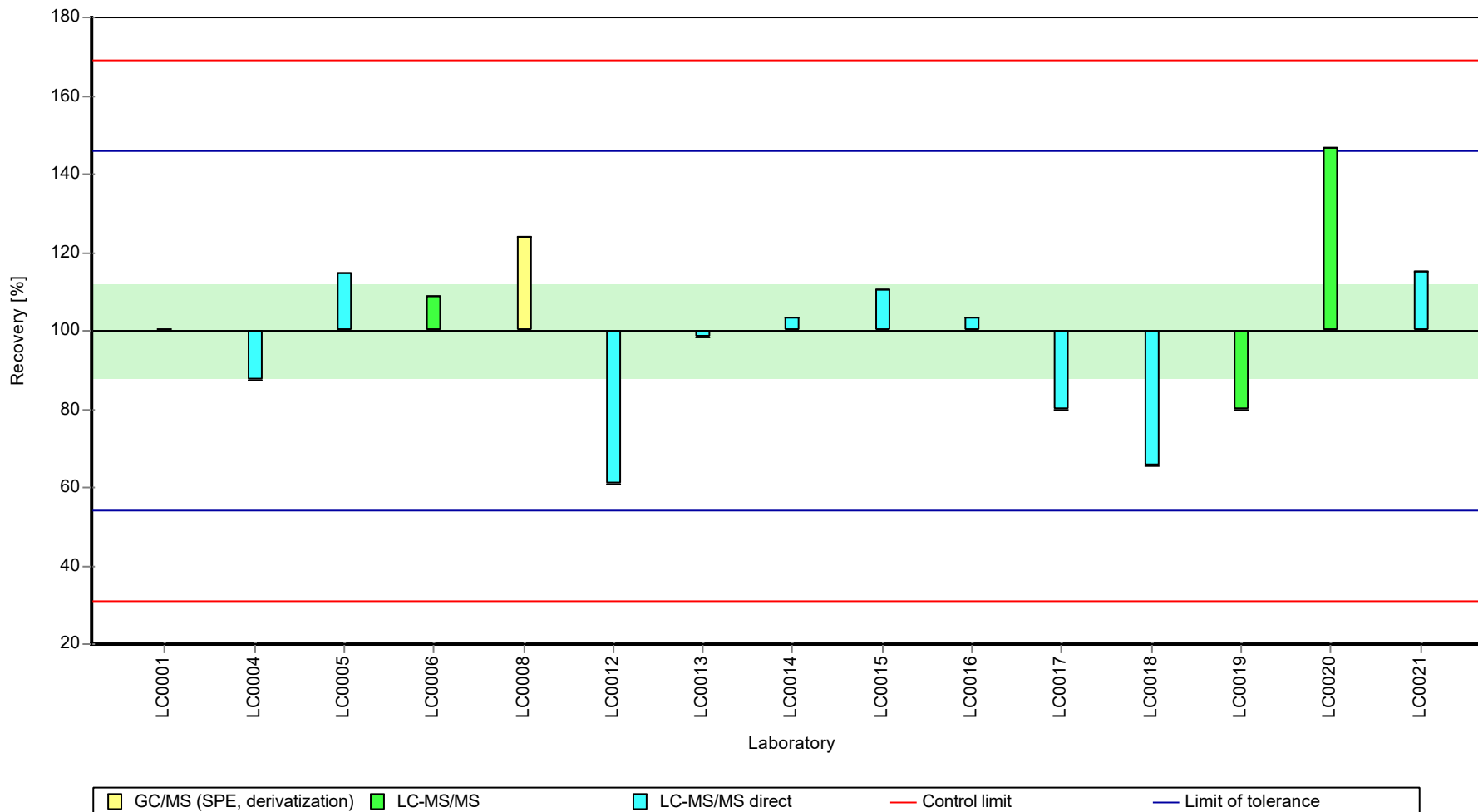
Results



Parameter oriented report Pharmaceuticals, Industrial Chemicals and Artificial Sweeteners - AZ9

Sample: AZ9A, Parameter: Diclofenac

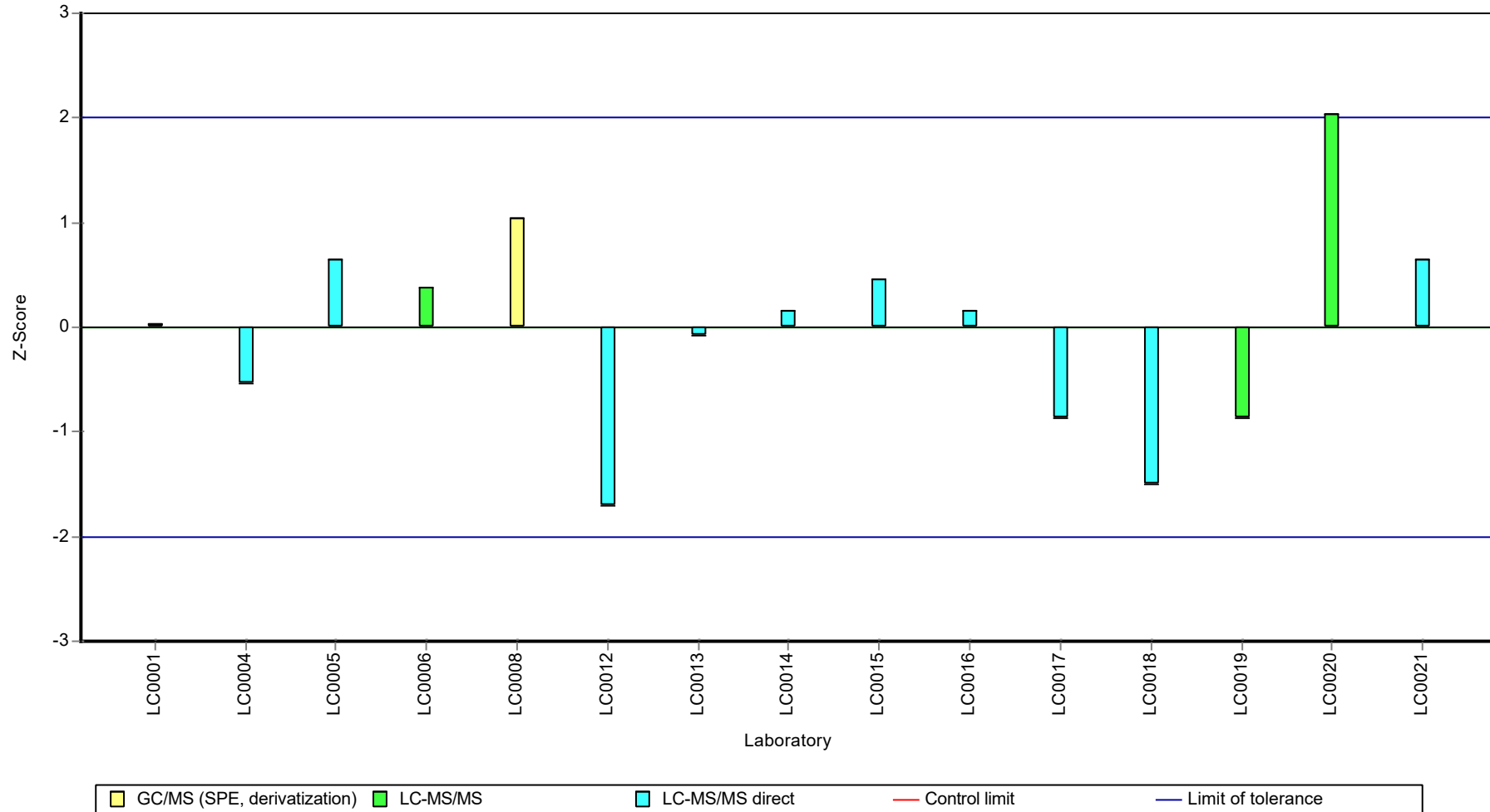
Recovery rate



Parameter oriented report Pharmaceuticals, Industrial Chemicals and Artificial Sweeteners - AZ9

Sample: AZ9A, Parameter: Diclofenac

Z-score



Parameter oriented report Pharmaceuticals, Industrial  
Chemicals and Artificial Sweeteners - AZ9

Sample: AZ9B, Parameter: Diclofenac

## Parameter oriented report

### AZ9 B

#### Diclofenac

Unit	µg/l
Assigned value ± U (k=2)	4.4 ± 0.142
Criterion	0.616 (14 %)
Minimum - Maximum	3.8 - 4.72
Control test value ± U (k=2)	4.7900 ± 1.44

Labcode	Result	± U	Recovery [%]	z-score	Comments
LC0001	4.311	0.539	98	-0.15	
LC0002	-	-	-	-	
LC0003	-	-	-	-	
LC0004	4.175	0.751	94.9	-0.37	
LC0005	4.6	0.391	105	0.32	
LC0006	4.36	0.436	99.1	-0.07	
LC0007	-	-	-	-	
LC0008	4.602	0.276	105	0.33	
LC0009	-	-	-	-	
LC0010	-	-	-	-	
LC0011	-	-	-	-	
LC0012	4.718	2.359	107	0.52	
LC0013	4.23	0.847	96.1	-0.28	
LC0014	4.366	1.091	99.2	-0.06	
LC0015	4.52	0.95	103	0.19	
LC0016	4.13	0.703	93.8	-0.44	
LC0017	4.7	1.4	107	0.49	
LC0018	4.378	0.968	99.5	-0.04	
LC0019	3.8	0.76	86.4	-0.97	
LC0020	5.49	1.37	125	1.77	H
LC0021	4.7193	1.1798	107	0.52	

#### Characteristics of parameter

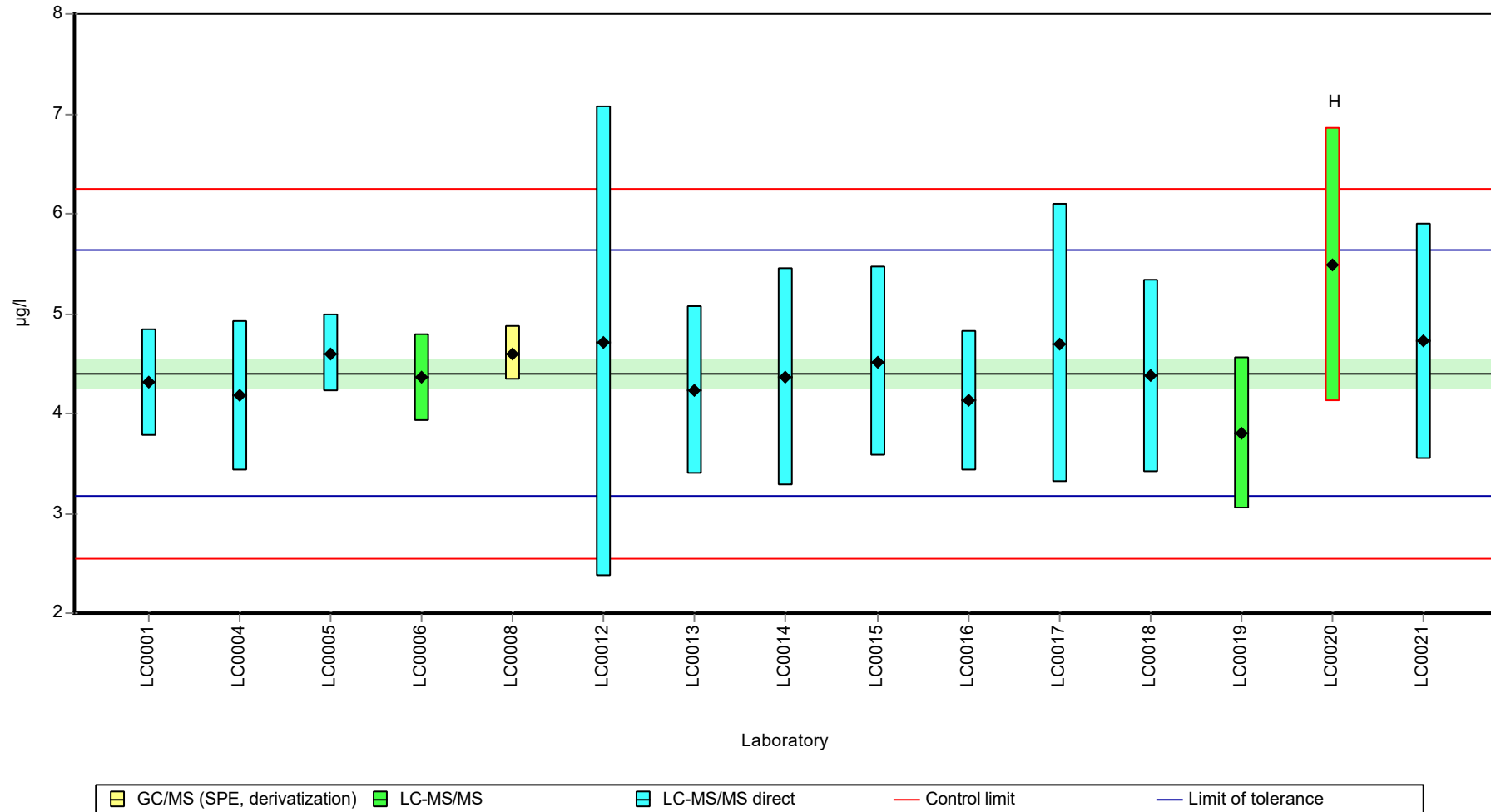
	all results	without outliers	Unit
Mean ± CI (99%)	4.47 ± 0.294	4.4 ± 0.212	µg/l
Minimum	3.8	3.8	µg/l
Maximum	5.49	4.72	µg/l
Standard deviation	0.38	0.265	µg/l
rel. standard deviation	8.49	6.02 %	
n	15	14	-

Parameter oriented report Pharmaceuticals, Industrial Chemicals and Artificial Sweeteners - AZ9

Sample: AZ9B, Parameter: Diclofenac

Graphical presentation of results

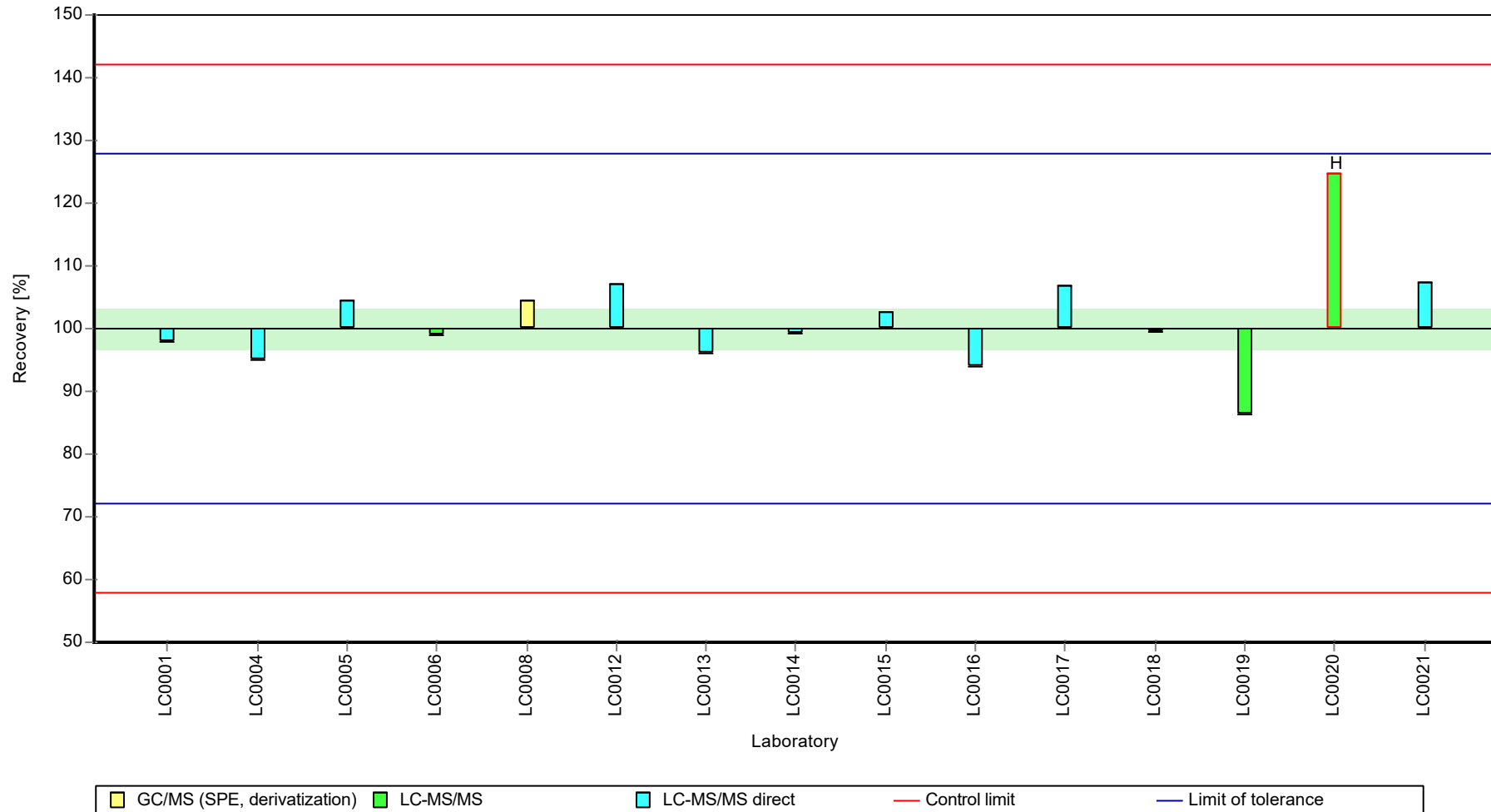
Results



Parameter oriented report Pharmaceuticals, Industrial Chemicals and Artificial Sweeteners - AZ9

Sample: AZ9B, Parameter: Diclofenac

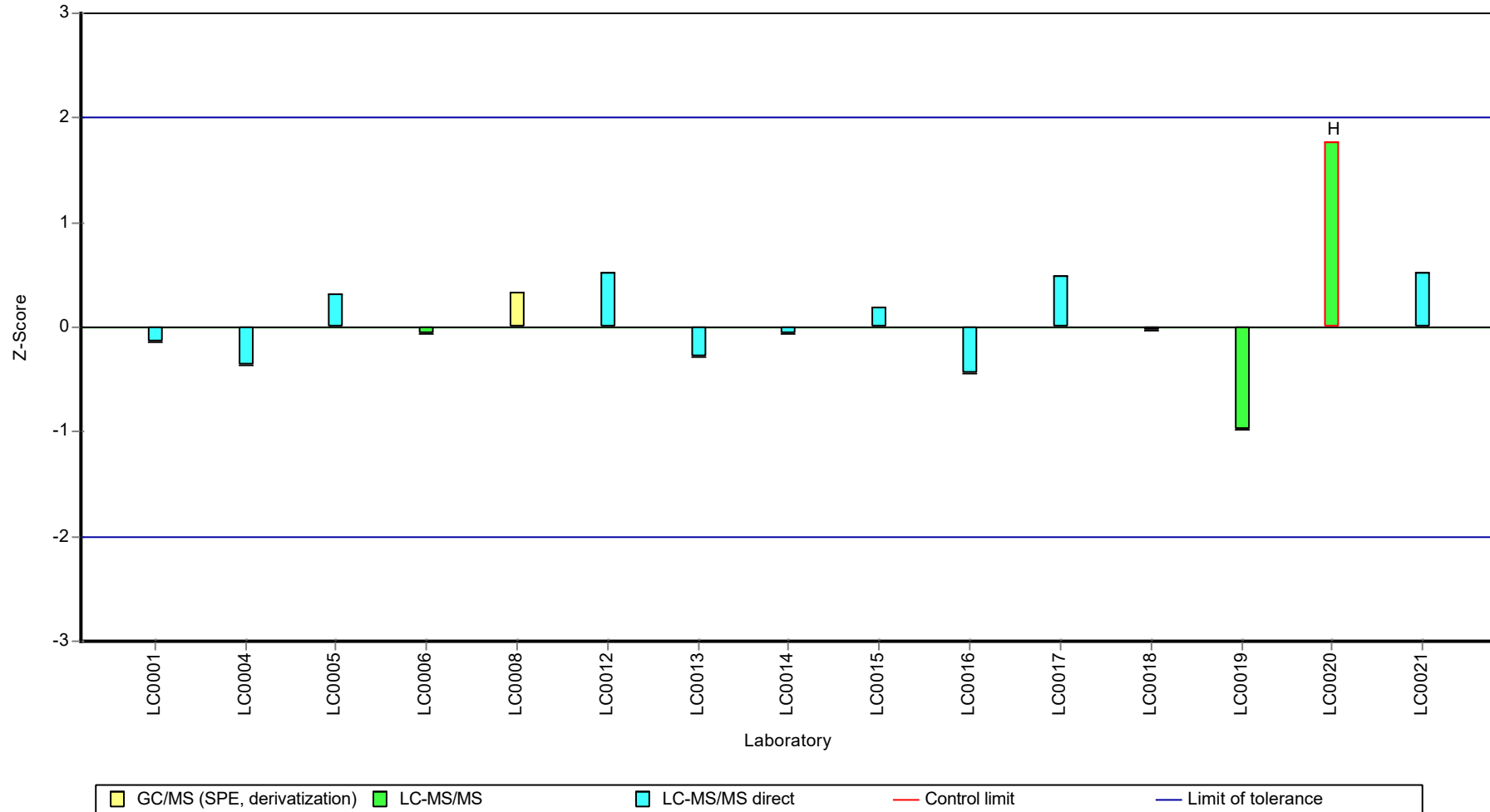
Recovery rate



Parameter oriented report Pharmaceuticals, Industrial Chemicals and Artificial Sweeteners - AZ9

Sample: AZ9B, Parameter: Diclofenac

Z-score



Parameter oriented report Pharmaceuticals, Industrial  
Chemicals and Artificial Sweeteners - AZ9

Sample: AZ9A, Parameter: Ibuprofen

## Parameter oriented report

### AZ9 A

#### Ibuprofen

Unit	µg/l
Assigned value ± U (k=2)	0.192 ± 0.0072
Criterion	0.00961 (5 %)
Minimum - Maximum	0.183 - 0.206
Control test value ± U (k=2)	0.25300 ± 0.0505

Labcode	Result	± U	Recovery [%]	z-score	Comments
LC0001	0.185	0.023	96.3	-0.75	
LC0002	-	-	-	-	
LC0003	-	-	-	-	
LC0004	0.194	0.035	101	0.19	
LC0005	0.192	0.0106	99.9	-0.02	
LC0006	0.186	0.019	96.8	-0.65	
LC0007	-	-	-	-	
LC0008	0.192	0.011	99.9	-0.02	
LC0009	-	-	-	-	
LC0010	-	-	-	-	
LC0011	-	-	-	-	
LC0012	< 10 (LOQ)	-	-	-	
LC0013	0.186	0.037	96.8	-0.65	
LC0014	0.187	0.065	97.3	-0.54	
LC0015	0.183	0.038	95.2	-0.96	
LC0016	0.206	0.0308	107	1.44	
LC0017	-	-	-	-	
LC0018	-	-	-	-	
LC0019	-	-	-	-	
LC0020	< 0.2 (LOQ)	-	-	-	
LC0021	0.2044	0.0511	106	1.27	

#### Characteristics of parameter

	all results	without outliers	Unit
Mean ± CI (99%)	0.192 ± 0.00761	0.192 ± 0.00761	µg/l
Minimum	0.183	0.183	µg/l
Maximum	0.206	0.206	µg/l
Standard deviation	0.00802	0.00802	µg/l
rel. standard deviation	4.19	4.19	%
n	10	10	-

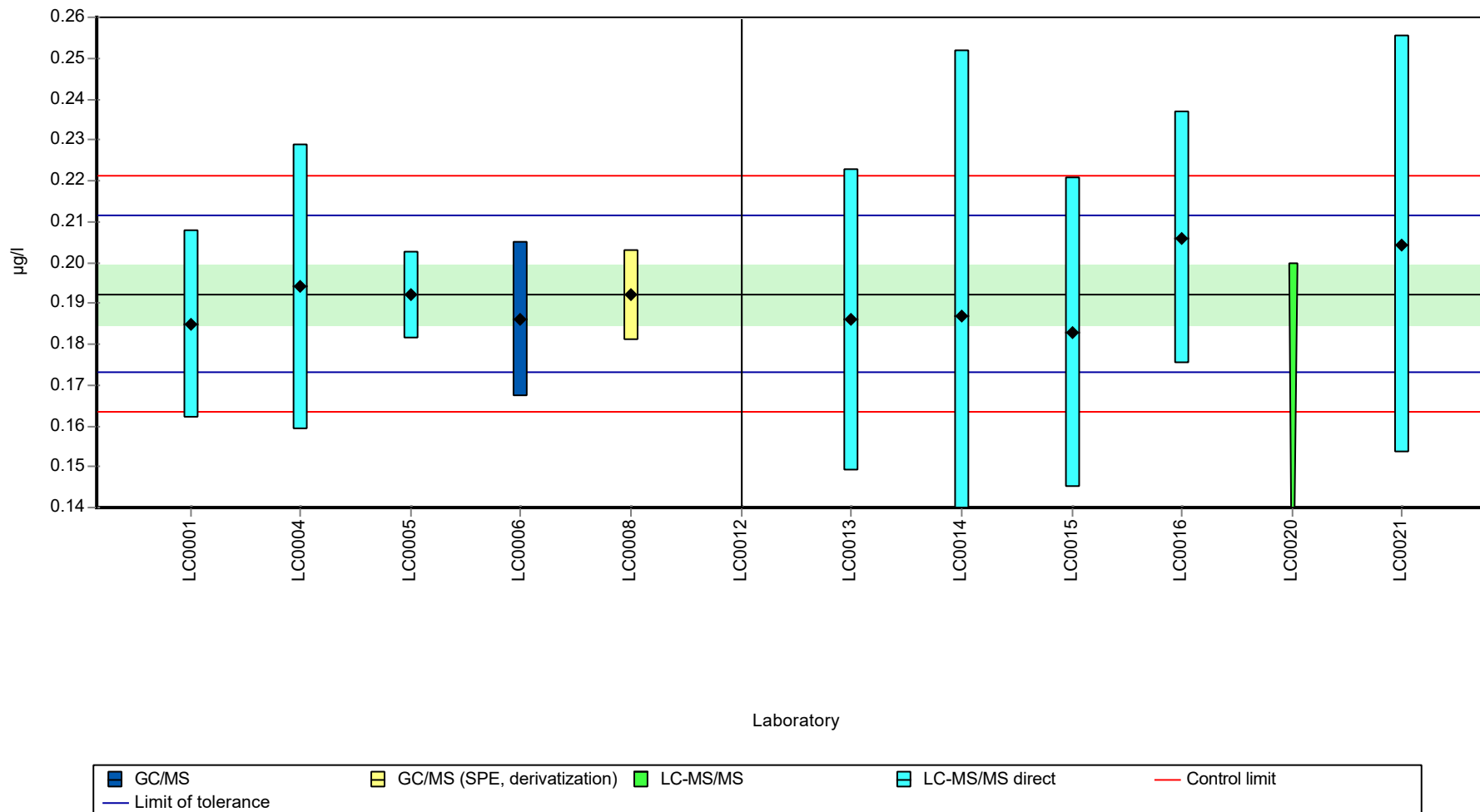


Parameter oriented report Pharmaceuticals, Industrial Chemicals and Artificial Sweeteners - AZ9

Sample: AZ9A, Parameter: Ibuprofen

Graphical presentation of results

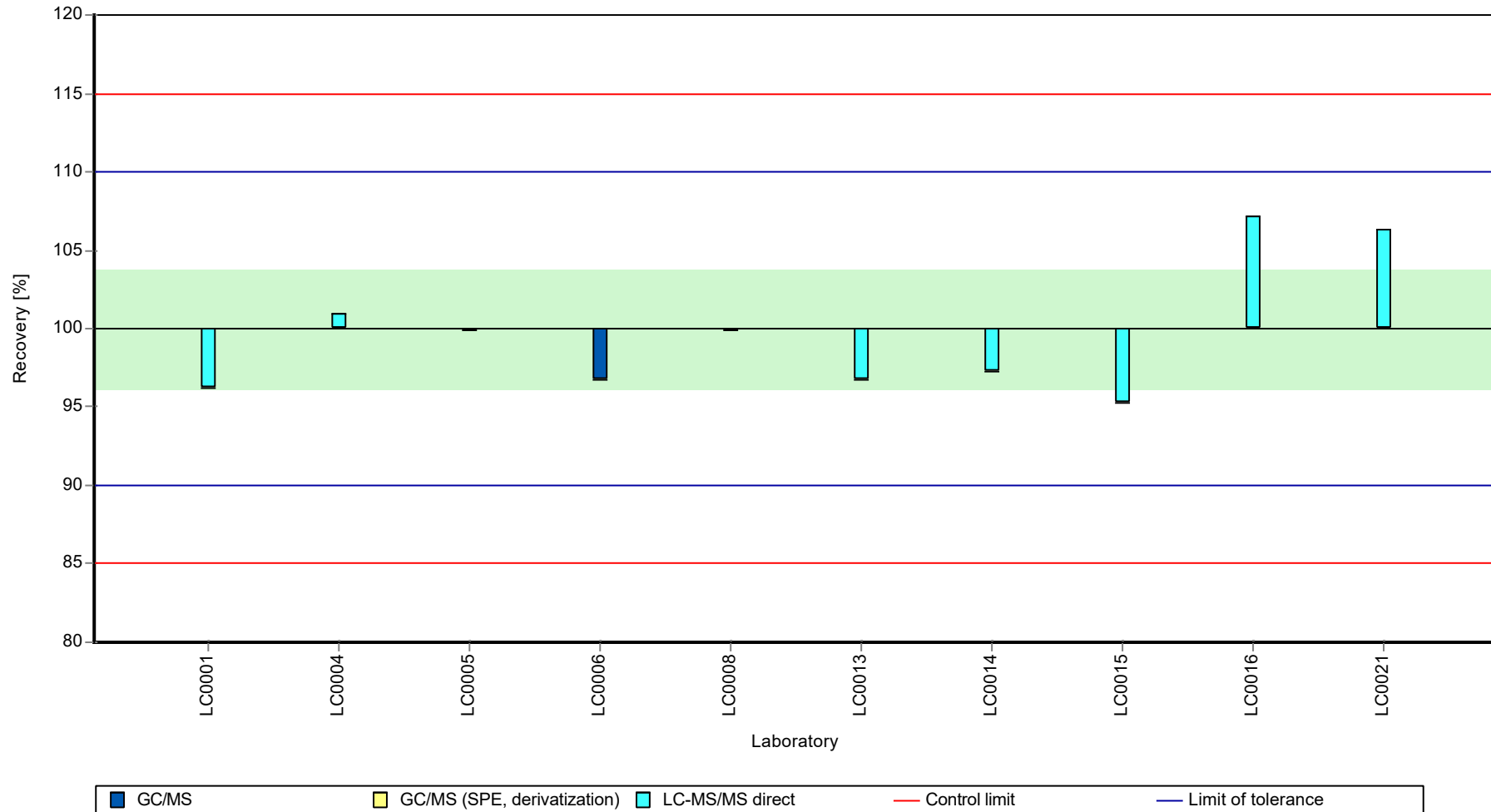
Results



Parameter oriented report Pharmaceuticals, Industrial Chemicals and Artificial Sweeteners - AZ9

Sample: AZ9A, Parameter: Ibuprofen

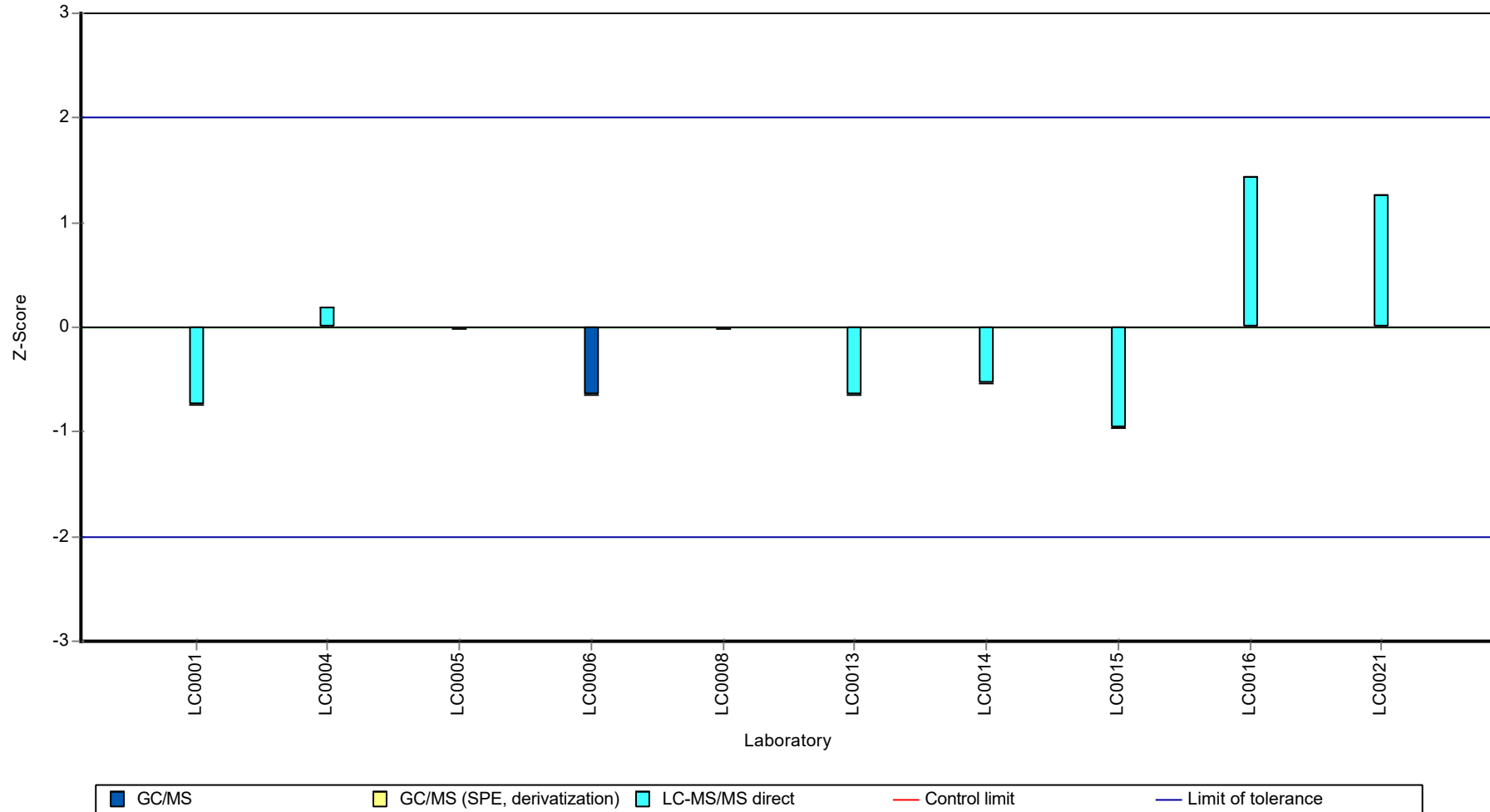
Recovery rate



Parameter oriented report Pharmaceuticals, Industrial Chemicals and Artificial Sweeteners - AZ9

Sample: AZ9A, Parameter: Ibuprofen

Z-score



Parameter oriented report Pharmaceuticals, Industrial  
Chemicals and Artificial Sweeteners - AZ9

Sample: AZ9B, Parameter: Ibuprofen

## Parameter oriented report

### AZ9 B

#### Ibuprofen

Unit	µg/l
Assigned value ± U (k=2)	0.941 ± 0.0311
Criterion	0.0546 (5.8 %)
Minimum - Maximum	0.819 - 1.02
Control test value ± U (k=2)	1.1800 ± 0.236

Labcode	Result	± U	Recovery [%]	z-score	Comments
LC0001	0.961	0.12	102	0.37	
LC0002	-	-	-	-	
LC0003	-	-	-	-	
LC0004	1.02	0.184	108	1.45	
LC0005	0.939	0.0516	99.8	-0.04	
LC0006	0.877	0.088	93.2	-1.17	
LC0007	-	-	-	-	
LC0008	0.819	0.045	87	-2.23	
LC0009	-	-	-	-	
LC0010	-	-	-	-	
LC0011	-	-	-	-	
LC0012	< 10 (LOQ)	-	-	-	
LC0013	0.919	0.184	97.7	-0.4	
LC0014	0.949	0.332	101	0.15	
LC0015	0.907	0.19	96.4	-0.62	
LC0016	0.931	0.14	98.9	-0.18	
LC0017	-	-	-	-	
LC0018	-	-	-	-	
LC0019	-	-	-	-	
LC0020	1.42	0.36	151	8.78	H
LC0021	0.8998	0.225	95.6	-0.75	

#### Characteristics of parameter

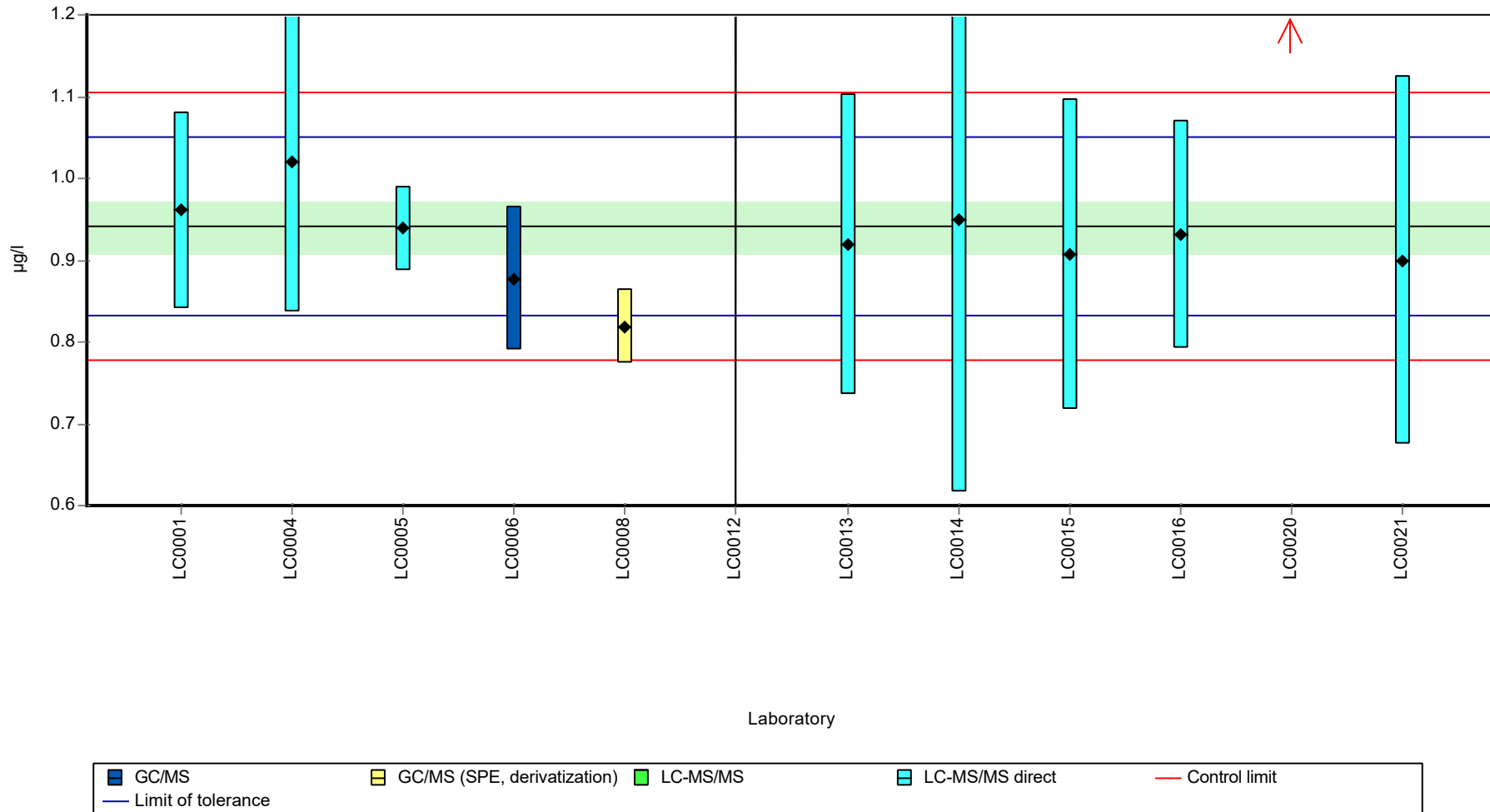
	all results	without outliers	Unit
Mean ± CI (99%)	0.967 ± 0.143	0.922 ± 0.0506	µg/l
Minimum	0.819	0.819	µg/l
Maximum	1.42	1.02	µg/l
Standard deviation	0.158	0.0533	µg/l
rel. standard deviation	16.4	5.78	%
n	11	10	-

Parameter oriented report Pharmaceuticals, Industrial Chemicals and Artificial Sweeteners - AZ9

Sample: AZ9B, Parameter: Ibuprofen

Graphical presentation of results

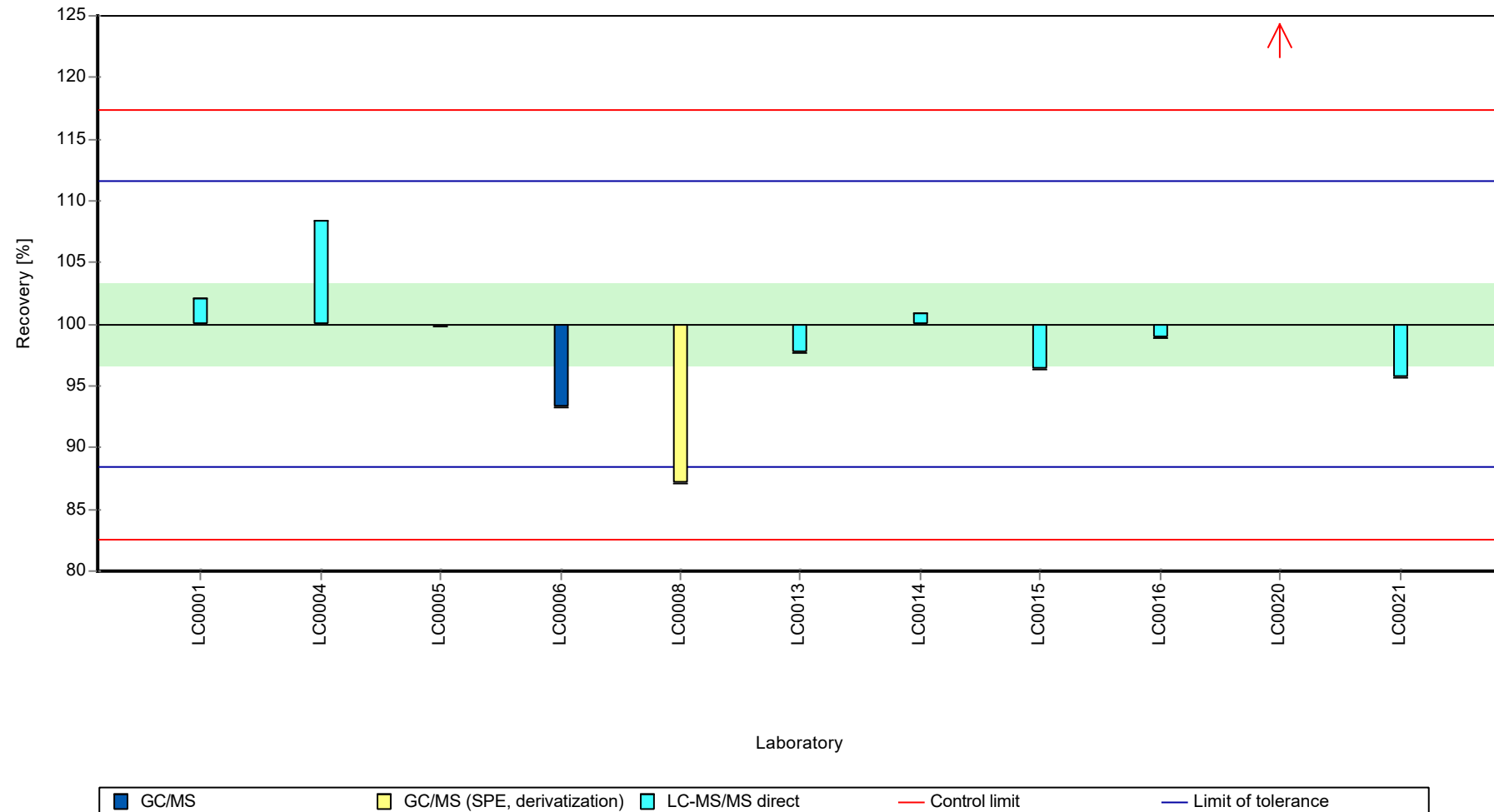
Results



Parameter oriented report Pharmaceuticals, Industrial Chemicals and Artificial Sweeteners - AZ9

Sample: AZ9B, Parameter: Ibuprofen

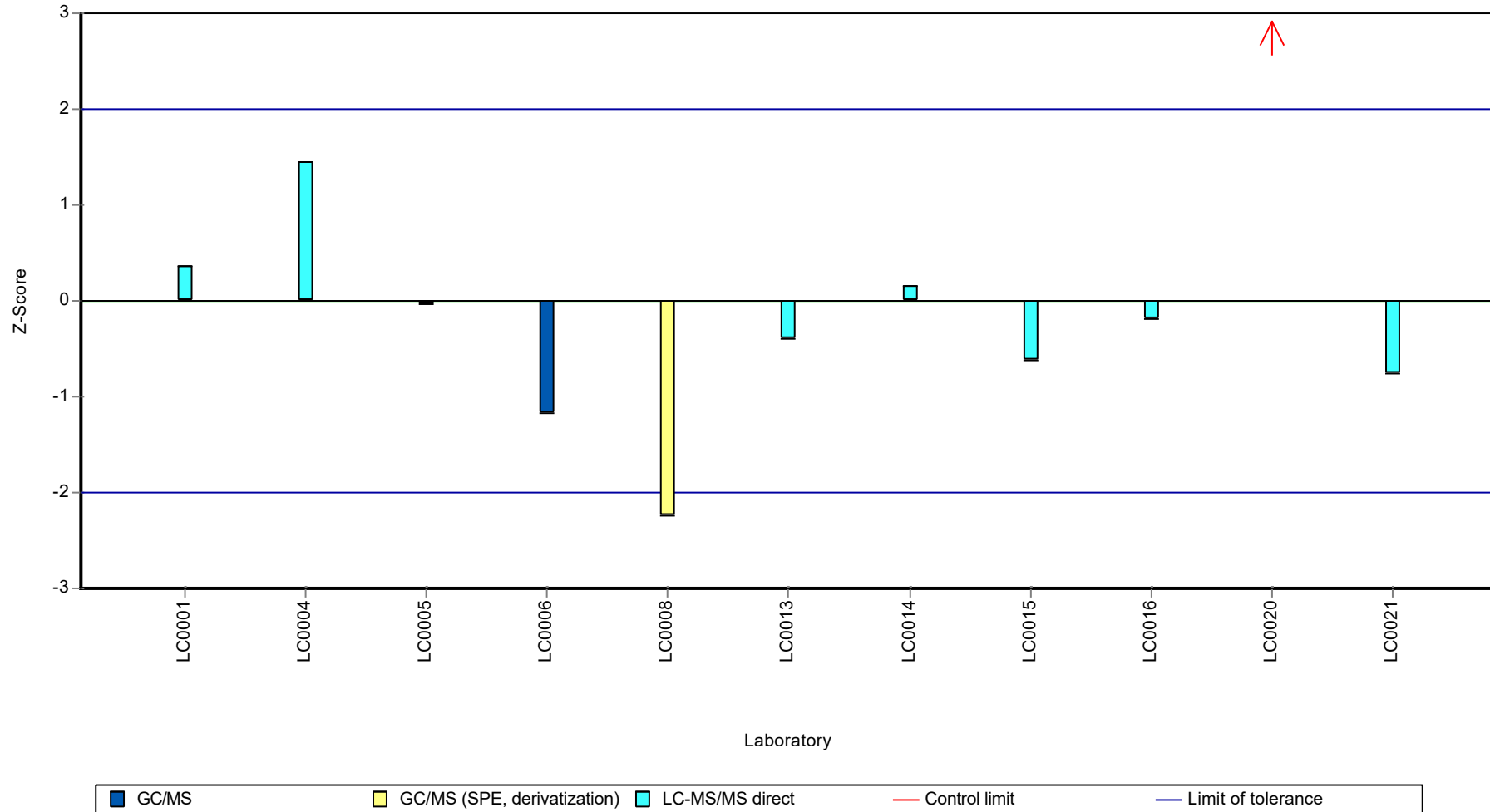
Recovery rate



Parameter oriented report Pharmaceuticals, Industrial Chemicals and Artificial Sweeteners - AZ9

Sample: AZ9B, Parameter: Ibuprofen

Z-score



Parameter oriented report Pharmaceuticals, Industrial  
Chemicals and Artificial Sweeteners - AZ9

Sample: AZ9A, Parameter: lopamidol

## Parameter oriented report

### AZ9 A

#### lopamidol

Unit	µg/l
Assigned value ± U (k=2)	1.44 ± 0.0149
Criterion	0.332 (23 %)
Minimum - Maximum	1.41 - 1.47
Control test value ± U (k=2)	1.41000 ± 0.211

Labcode	Result	± U	Recovery [%]	z-score	Comments
LC0001	1.623	0.203	113	0.55	H
LC0002	1.44	0.39	99.9	-0.01	
LC0003	-	-	-	-	
LC0004	1.418	0.255	98.4	-0.07	
LC0005	1.45	0.126	101	0.02	
LC0006	1.43	0.143	99.2	-0.04	
LC0007	-	-	-	-	
LC0008	0.996	0.087	69.1	-1.34	H
LC0009	-	-	-	-	
LC0010	-	-	-	-	
LC0011	-	-	-	-	
LC0012	-	-	-	-	
LC0013	1.456	0.291	101	0.04	
LC0014	-	-	-	-	
LC0015	1.41	0.226	97.8	-0.1	
LC0016	1.47	0.428	102	0.09	
LC0017	-	-	-	-	
LC0018	-	-	-	-	
LC0019	1.84	0.368	128	1.2	H
LC0020	1.46	0.37	101	0.06	
LC0021	-	-	-	-	

#### Characteristics of parameter

	all results	without outliers	Unit
Mean ± CI (99%)	1.45 ± 0.179	1.44 ± 0.0224	µg/l
Minimum	0.996	1.41	µg/l
Maximum	1.84	1.47	µg/l
Standard deviation	0.198	0.0211	µg/l
rel. standard deviation	13.6	1.46	%
n	11	8	-

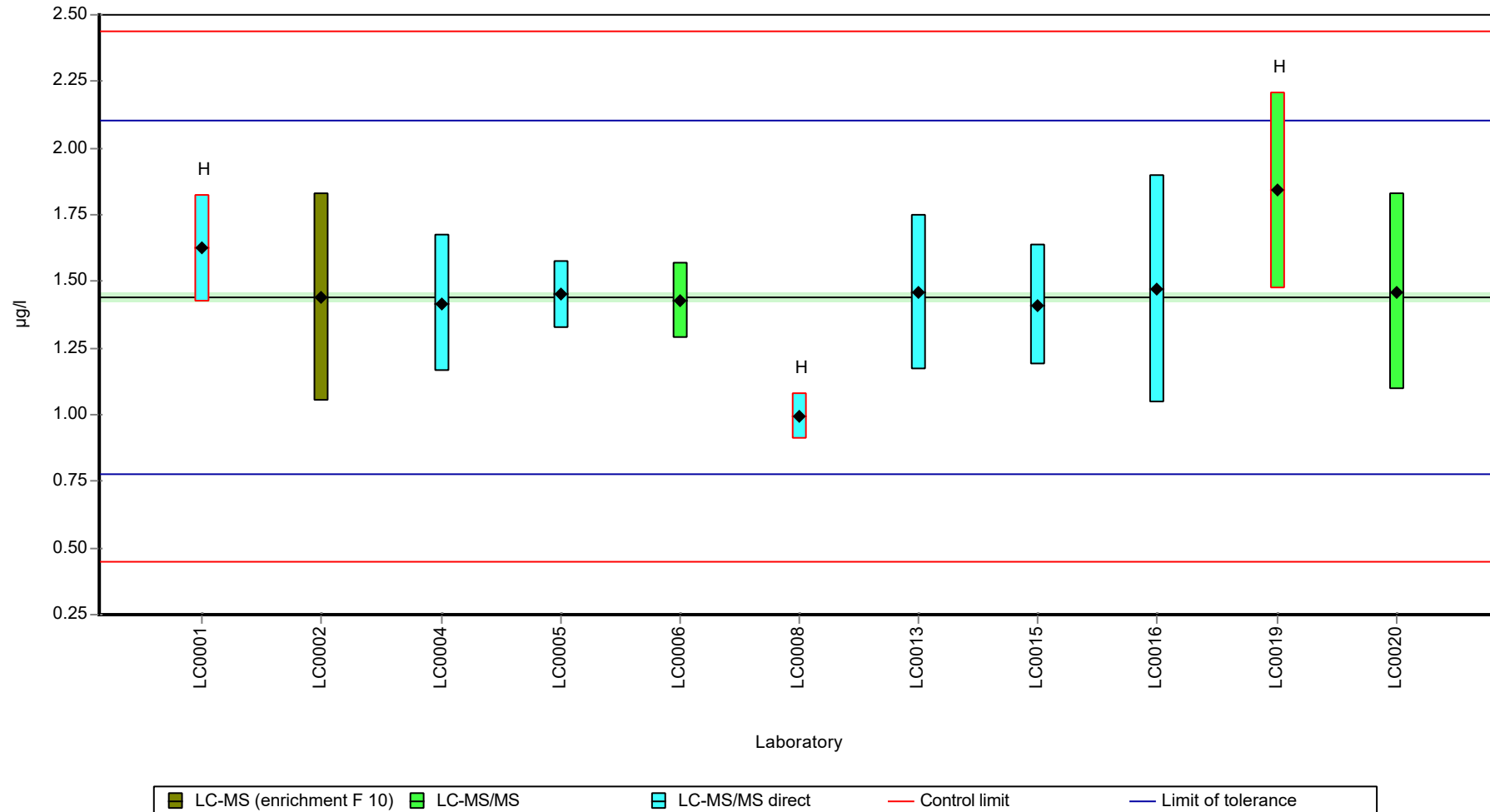


Parameter oriented report Pharmaceuticals, Industrial Chemicals and Artificial Sweeteners - AZ9

Sample: AZ9A, Parameter: Iopamidol

Graphical presentation of results

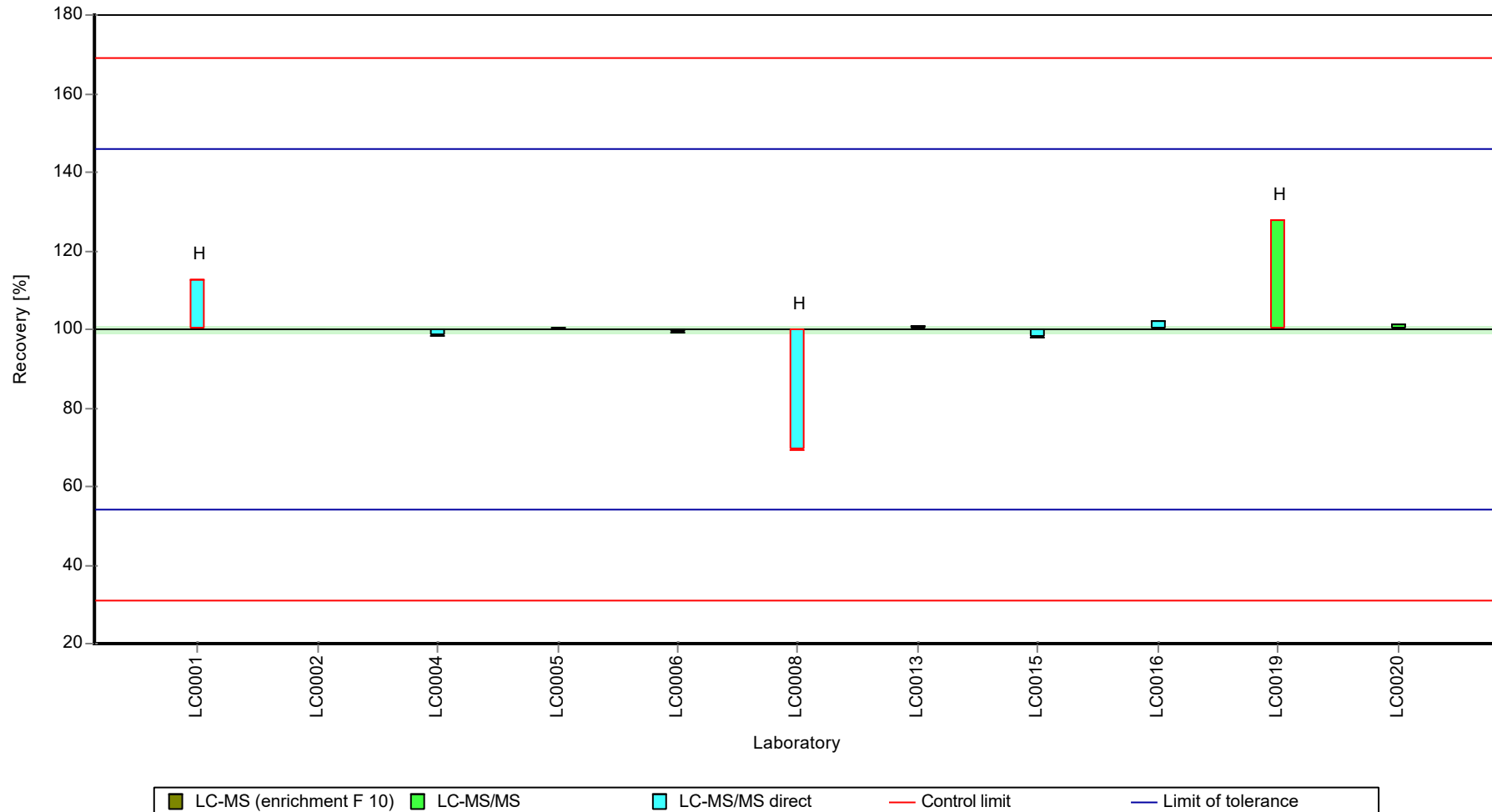
Results



Parameter oriented report Pharmaceuticals, Industrial Chemicals and Artificial Sweeteners - AZ9

Sample: AZ9A, Parameter: Iopamidol

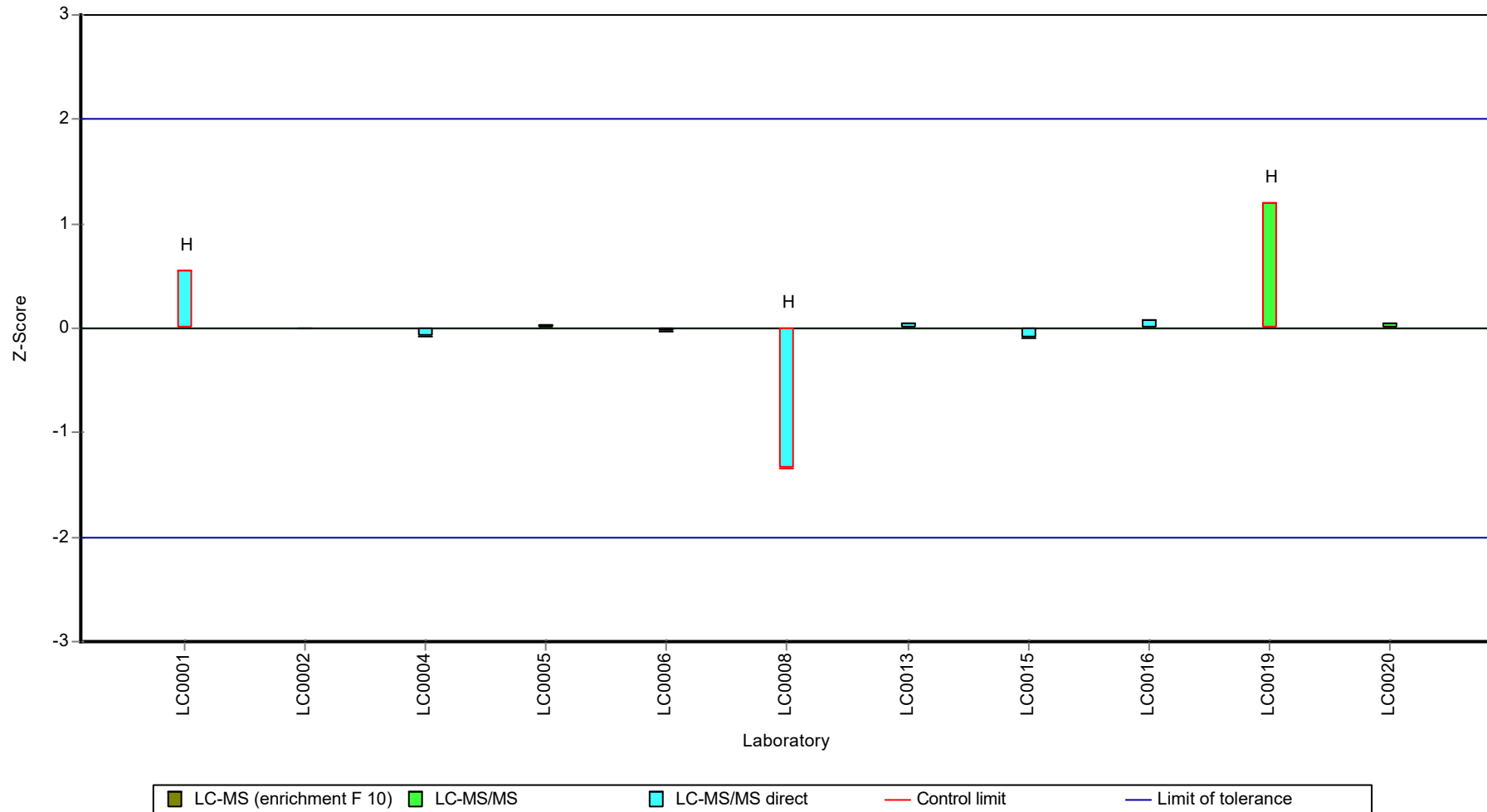
Recovery rate



Parameter oriented report Pharmaceuticals, Industrial Chemicals and Artificial Sweeteners - AZ9

Sample: AZ9A, Parameter: Iopamidol

Z-score



Parameter oriented report Pharmaceuticals, Industrial  
Chemicals and Artificial Sweeteners - AZ9

Sample: AZ9B, Parameter: lopamidol

## Parameter oriented report

### AZ9 B

#### lopamidol

Unit	µg/l
Assigned value ± U (k=2)	38 ± 1.61
Criterion	8.74 (23 %)
Minimum - Maximum	33 - 42.6
Control test value ± U (k=2)	35.6000 ± 5.33

Labcode	Result	± U	Recovery [%]	z-score	Comments
LC0001	42.608	5.326	112	0.53	
LC0002	37.55	10.14	98.8	-0.05	
LC0003	-	-	-	-	
LC0004	36.1	6.498	94.9	-0.22	
LC0005	37	3.21	97.3	-0.12	
LC0006	38	3.8	99.9	0.00	
LC0007	-	-	-	-	
LC0008	32.96	2.87	86.7	-0.58	
LC0009	-	-	-	-	
LC0010	-	-	-	-	
LC0011	-	-	-	-	
LC0012	-	-	-	-	
LC0013	39.1	7.82	103	0.12	
LC0014	-	-	-	-	
LC0015	38.2	6.12	100	0.02	
LC0016	38.3	10.7	101	0.03	
LC0017	-	-	-	-	
LC0018	-	-	-	-	
LC0019	47	9.4	124	1.03	H
LC0020	40.39	10.1	106	0.27	
LC0021	-	-	-	-	

#### Characteristics of parameter

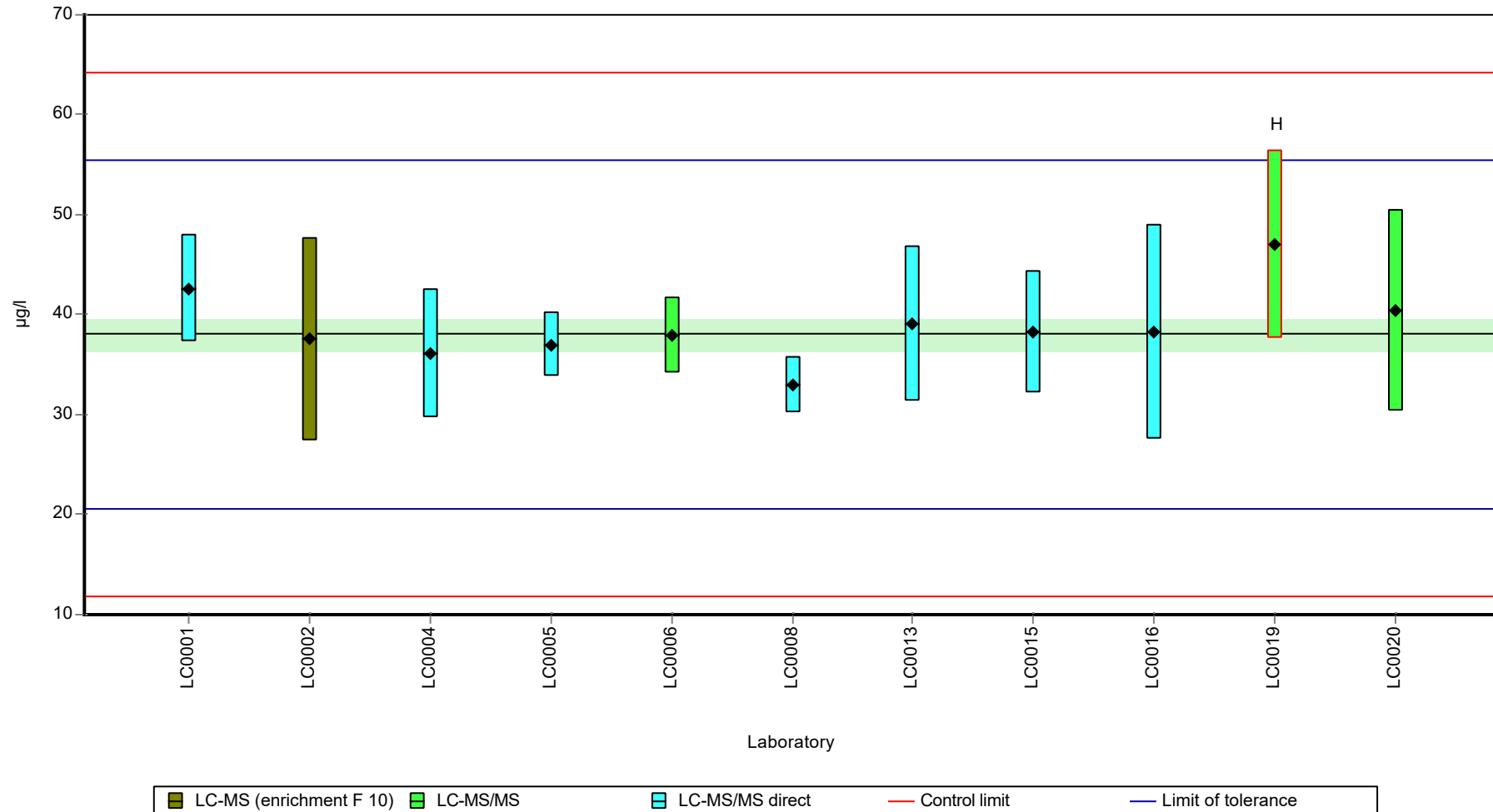
	all results	without outliers	Unit
Mean ± CI (99%)	38.8 ± 3.28	38 ± 2.42	µg/l
Minimum	33	33	µg/l
Maximum	47	42.6	µg/l
Standard deviation	3.63	2.55	µg/l
rel. standard deviation	9.35	6.71	%
n	11	10	-

Parameter oriented report Pharmaceuticals, Industrial Chemicals and Artificial Sweeteners - AZ9

Sample: AZ9B, Parameter: Iopamidol

Graphical presentation of results

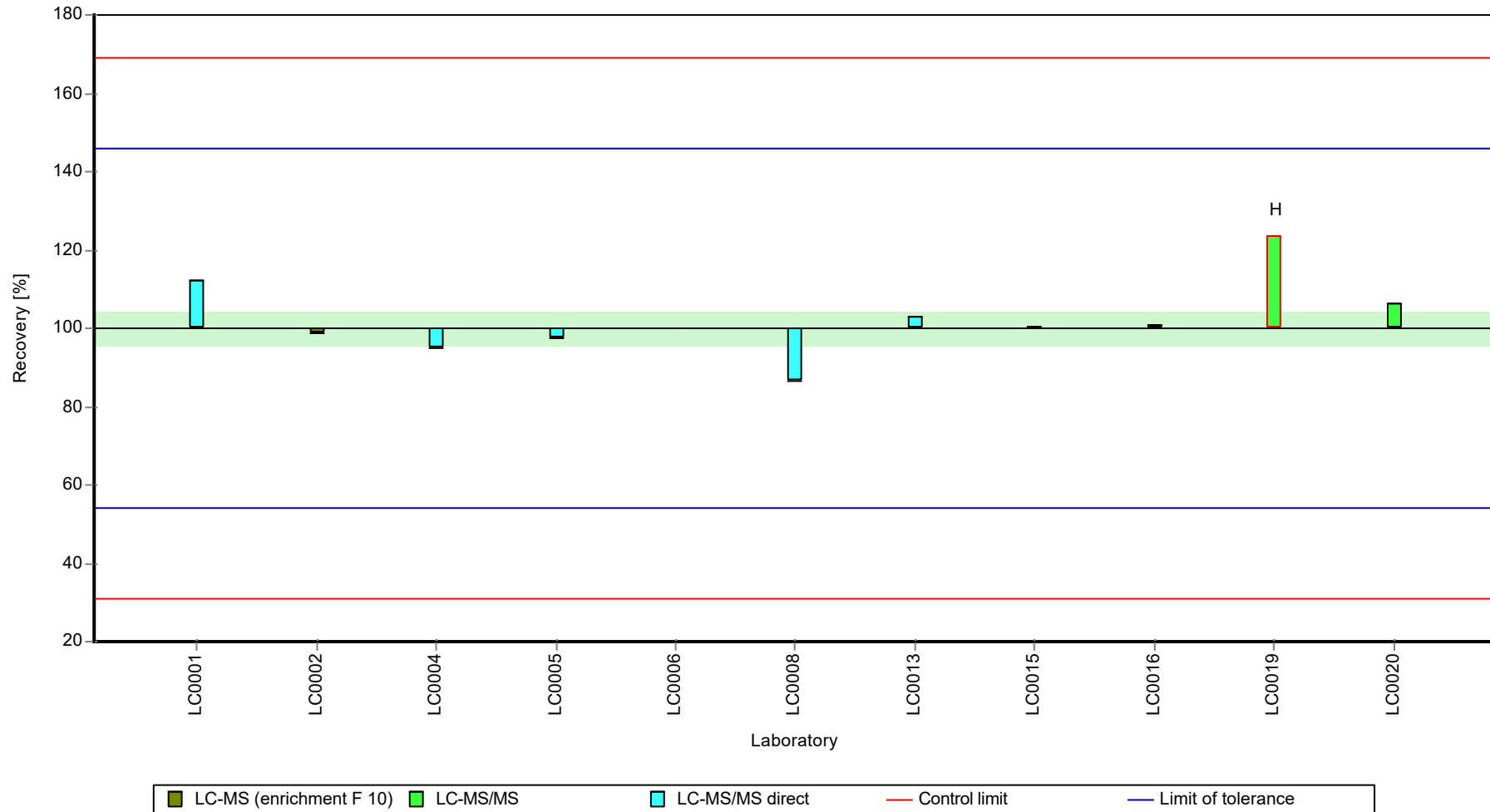
Results



Parameter oriented report Pharmaceuticals, Industrial Chemicals and Artificial Sweeteners - AZ9

Sample: AZ9B, Parameter: Iopamidol

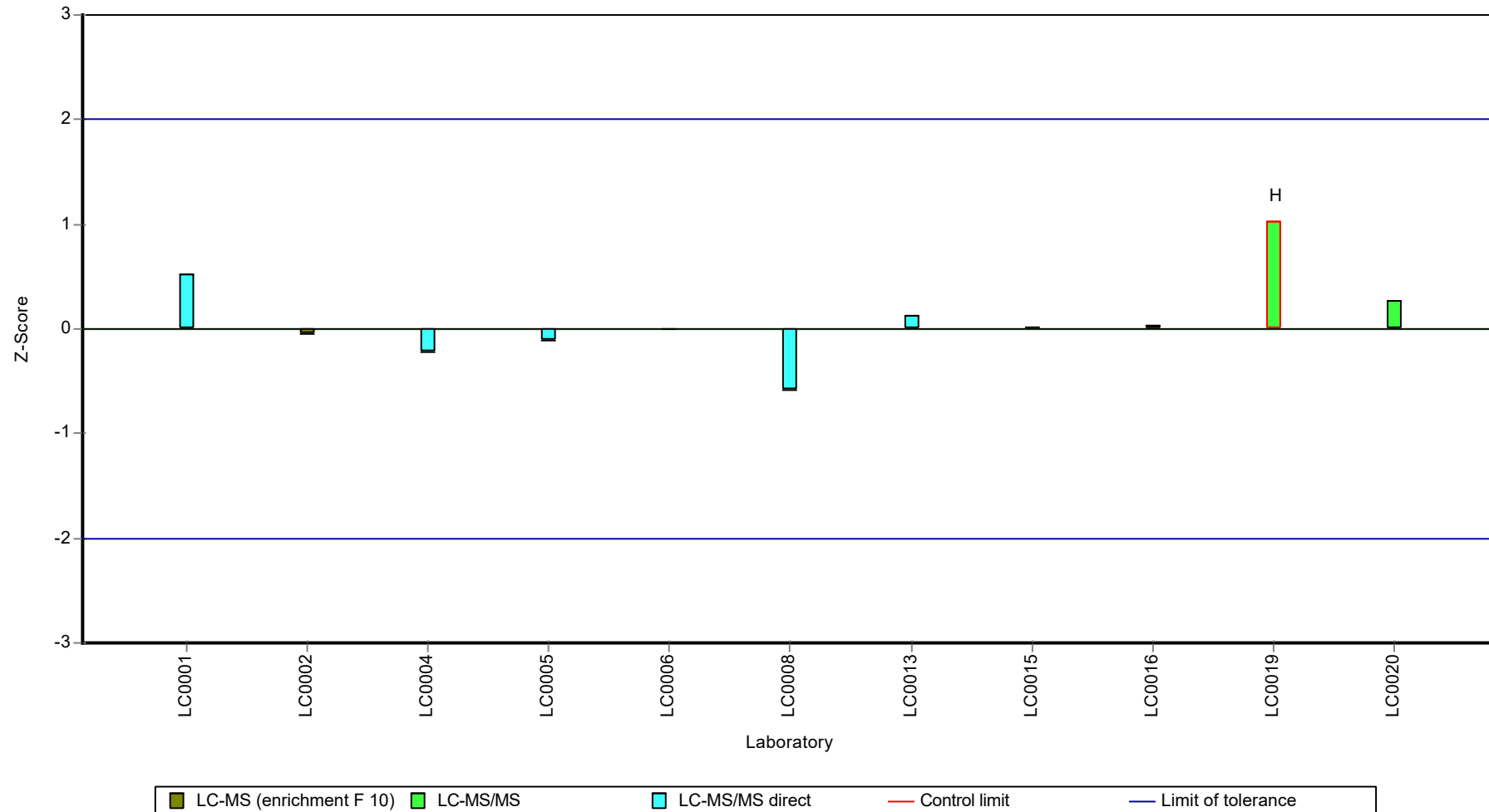
Recovery rate



Parameter oriented report Pharmaceuticals, Industrial Chemicals and Artificial Sweeteners - AZ9

Sample: AZ9B, Parameter: Iopamidol

Z-score



Parameter oriented report Pharmaceuticals, Industrial  
Chemicals and Artificial Sweeteners - AZ9

Sample: AZ9A, Parameter: Metoprolol

## Parameter oriented report

### AZ9 A

#### Metoprolol

Unit	µg/l
Assigned value ± U (k=2)	0.14 ± 0.0117
Criterion	0.0279 (20 %)
Minimum - Maximum	0.088 - 0.178
Control test value ± U (k=2)	0.13500 ± 0.0203

Labcode	Result	± U	Recovery [%]	z-score	Comments
LC0001	0.133	0.0165	95.2	-0.24	
LC0002	-	-	-	-	
LC0003	0.128	0.019	91.6	-0.42	
LC0004	0.135	0.024	96.6	-0.17	
LC0005	0.136	0.01	97.4	-0.13	
LC0006	0.114	0.011	81.6	-0.92	
LC0007	-	-	-	-	
LC0008	0.131	0.011	93.8	-0.31	
LC0009	-	-	-	-	
LC0010	-	-	-	-	
LC0011	-	-	-	-	
LC0012	0.088	0.044	63	-1.85	
LC0013	0.13	0.026	93.1	-0.35	
LC0014	0.134	0.033	95.9	-0.2	
LC0015	0.171	0.057	122	1.12	
LC0016	0.158	0.0237	113	0.66	
LC0017	0.148	0.04	106	0.3	
LC0018	-	-	-	-	
LC0019	0.152	0.03	109	0.44	
LC0020	0.16	0.04	115	0.73	
LC0021	0.1775	0.0444	127	1.35	

#### Characteristics of parameter

	all results	without outliers	Unit
Mean ± CI (99%)	0.14 ± 0.0175	0.14 ± 0.0175	µg/l
Minimum	0.088	0.088	µg/l
Maximum	0.178	0.178	µg/l
Standard deviation	0.0226	0.0226	µg/l
rel. standard deviation	16.2	16.2	%
n	15	15	-

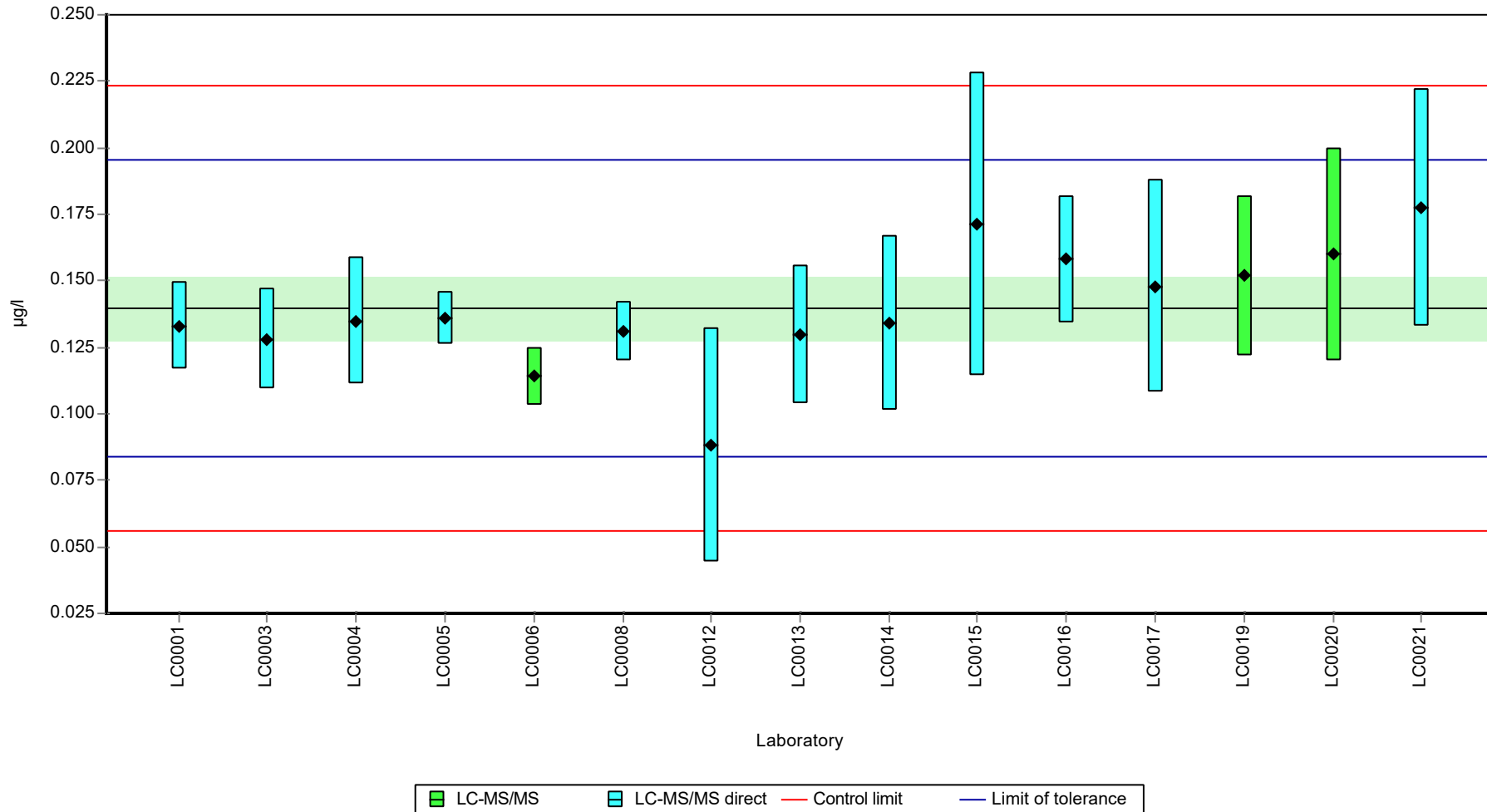


Parameter oriented report Pharmaceuticals, Industrial Chemicals and Artificial Sweeteners - AZ9

Sample: AZ9A, Parameter: Metoprolol

Graphical presentation of results

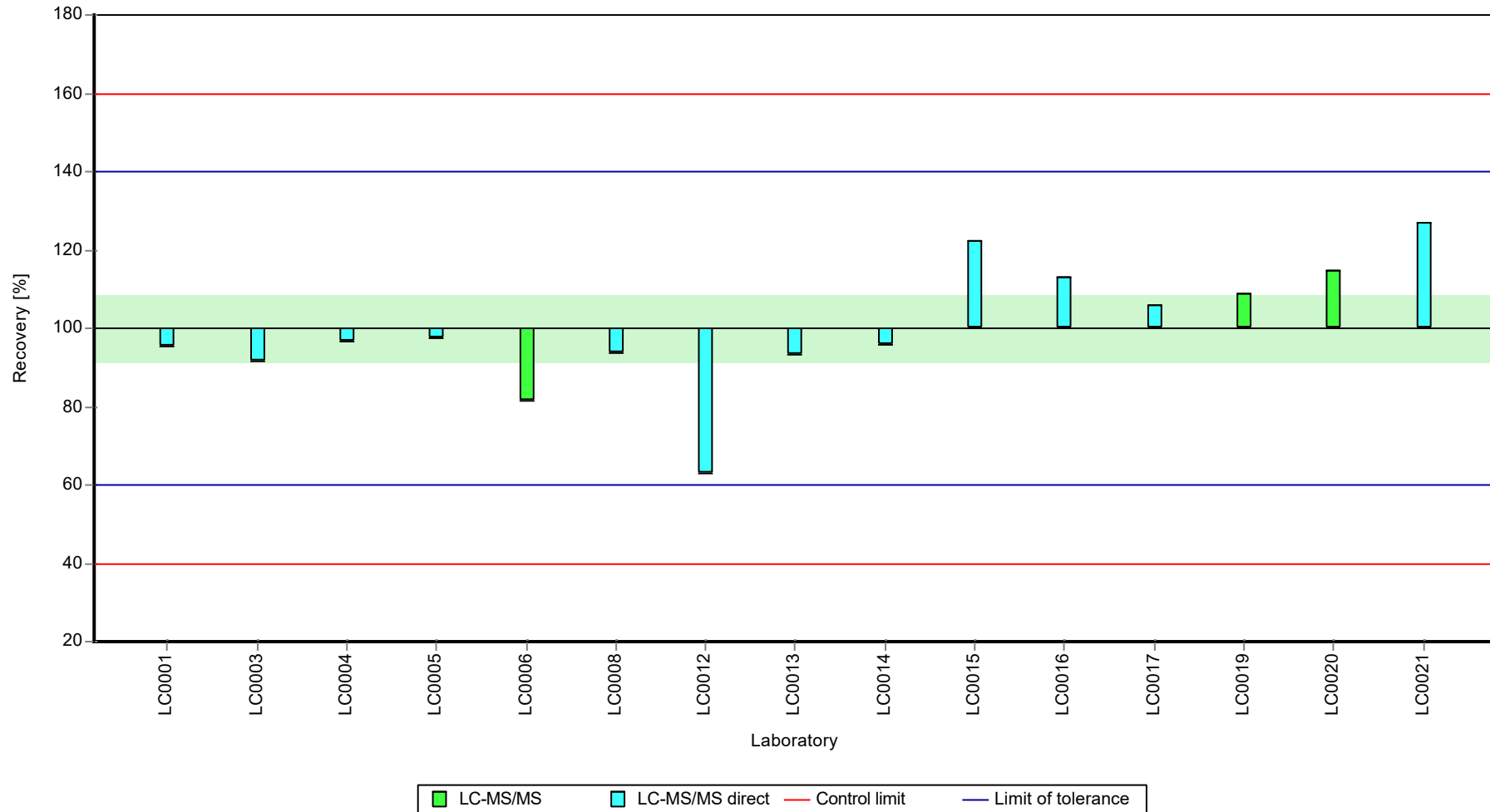
Results



Parameter oriented report Pharmaceuticals, Industrial Chemicals and Artificial Sweeteners - AZ9

Sample: AZ9A, Parameter: Metoprolol

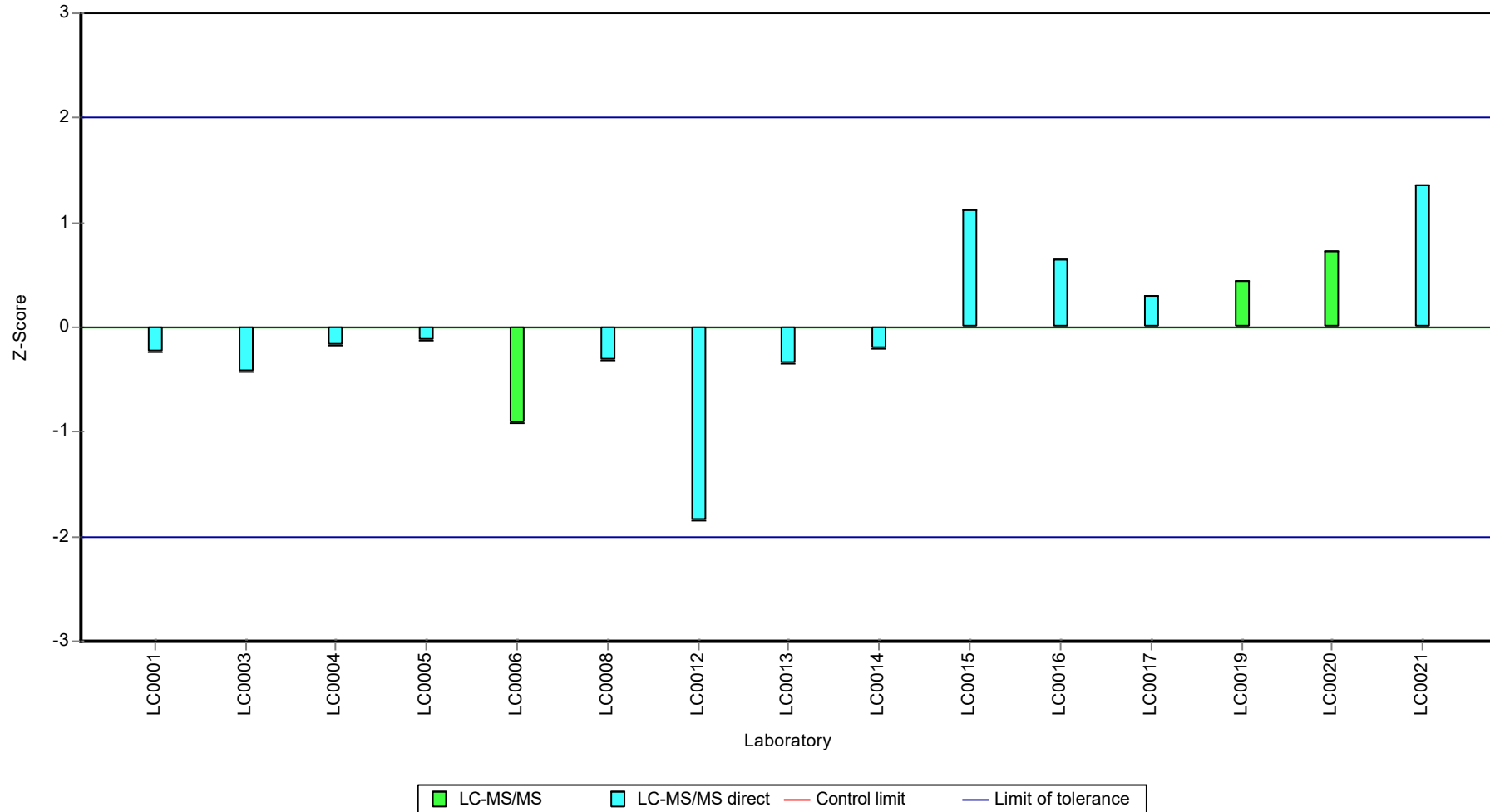
Recovery rate



Parameter oriented report Pharmaceuticals, Industrial Chemicals and Artificial Sweeteners - AZ9

Sample: AZ9A, Parameter: Metoprolol

Z-score



Parameter oriented report Pharmaceuticals, Industrial  
Chemicals and Artificial Sweeteners - AZ9

Sample: AZ9B, Parameter: Metoprolol

## Parameter oriented report

### AZ9 B

#### Metoprolol

Unit	µg/l
Assigned value ± U (k=2)	0.523 ± 0.035
Criterion	0.105 (20 %)
Minimum - Maximum	0.407 - 0.654
Control test value ± U (k=2)	0.5070 ± 0.0761

Labcode	Result	± U	Recovery [%]	z-score	Comments
LC0001	0.463	0.058	88.5	-0.57	
LC0002	-	-	-	-	
LC0003	0.479	0.072	91.6	-0.42	
LC0004	0.513	0.092	98.1	-0.1	
LC0005	0.478	0.0344	91.4	-0.43	
LC0006	0.452	0.045	86.4	-0.68	
LC0007	-	-	-	-	
LC0008	0.55	0.047	105	0.26	
LC0009	-	-	-	-	
LC0010	-	-	-	-	
LC0011	-	-	-	-	
LC0012	0.407	0.204	77.8	-1.11	
LC0013	0.529	0.106	101	0.06	
LC0014	0.556	0.139	106	0.32	
LC0015	0.654	0.216	125	1.25	
LC0016	0.514	0.0771	98.3	-0.09	
LC0017	0.498	0.15	95.2	-0.24	
LC0018	-	-	-	-	
LC0019	0.571	0.114	109	0.46	
LC0020	0.65	0.16	124	1.21	
LC0021	0.5323	0.1331	102	0.09	

#### Characteristics of parameter

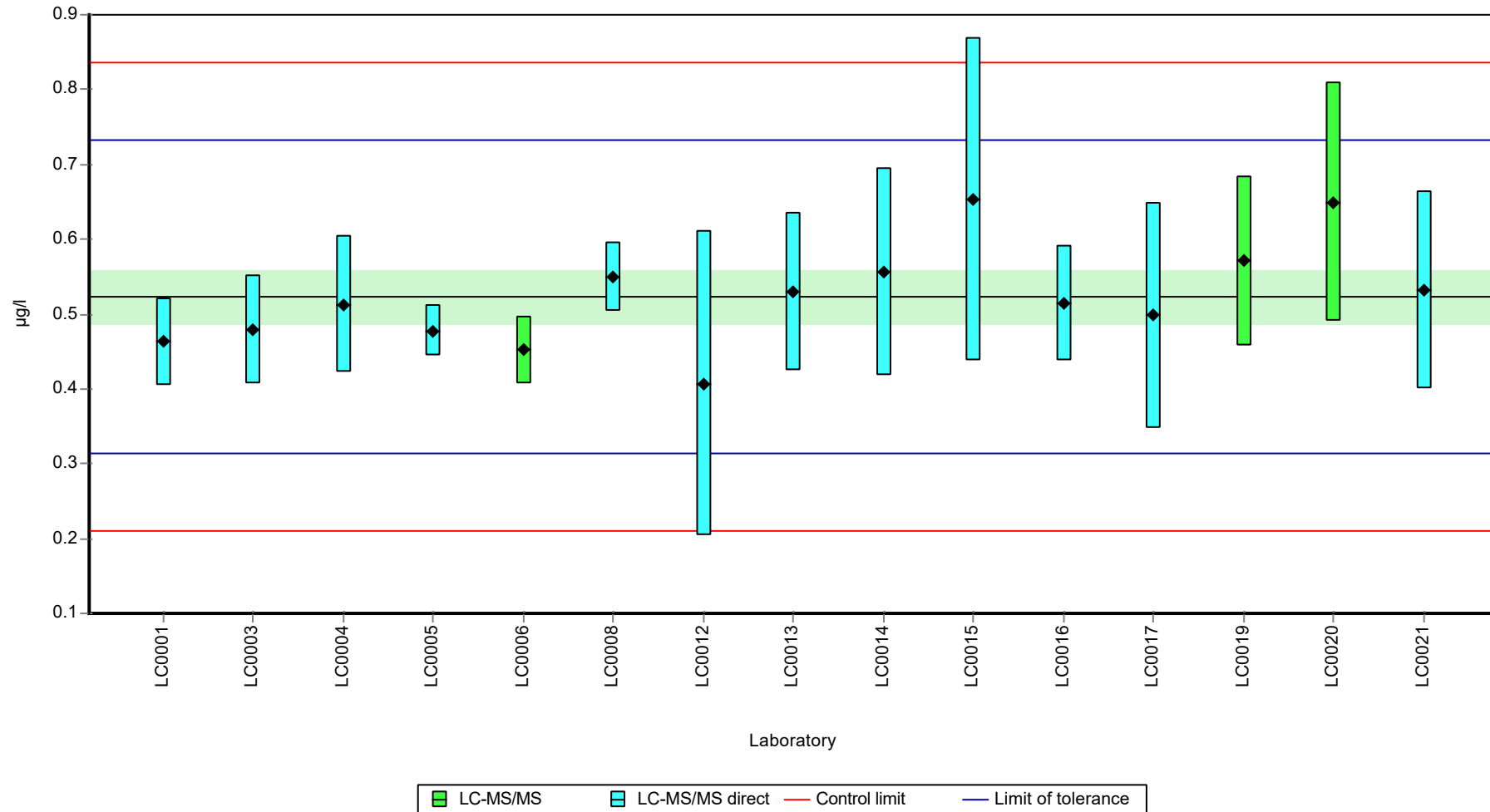
	all results	without outliers	Unit
Mean ± CI (99%)	0.523 ± 0.0525	0.523 ± 0.0525	µg/l
Minimum	0.407	0.407	µg/l
Maximum	0.654	0.654	µg/l
Standard deviation	0.0678	0.0678	µg/l
rel. standard deviation	13	13	%
n	15	15	-

Parameter oriented report Pharmaceuticals, Industrial Chemicals and Artificial Sweeteners - AZ9

Sample: AZ9B, Parameter: Metoprolol

Graphical presentation of results

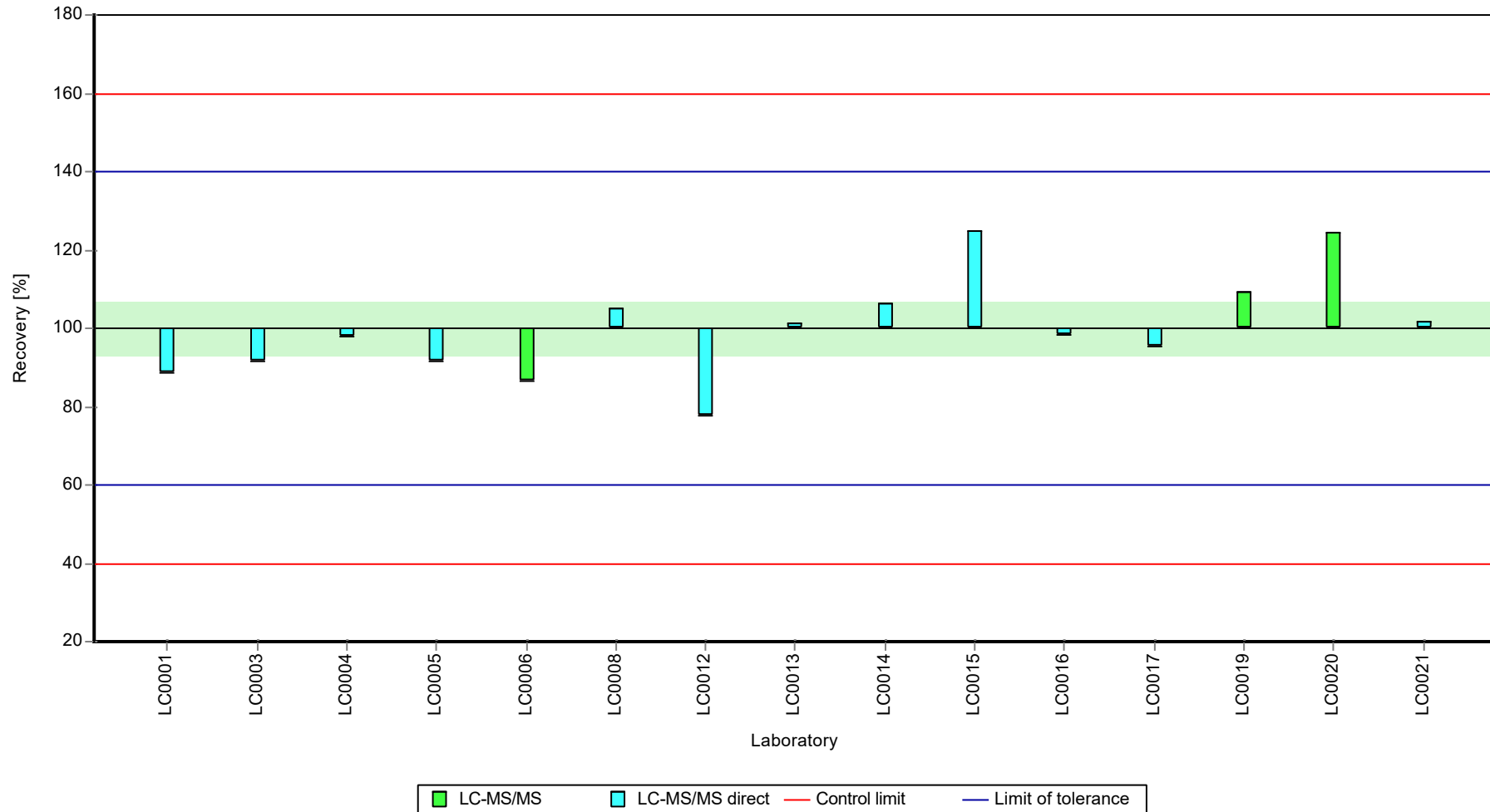
Results



Parameter oriented report Pharmaceuticals, Industrial Chemicals and Artificial Sweeteners - AZ9

Sample: AZ9B, Parameter: Metoprolol

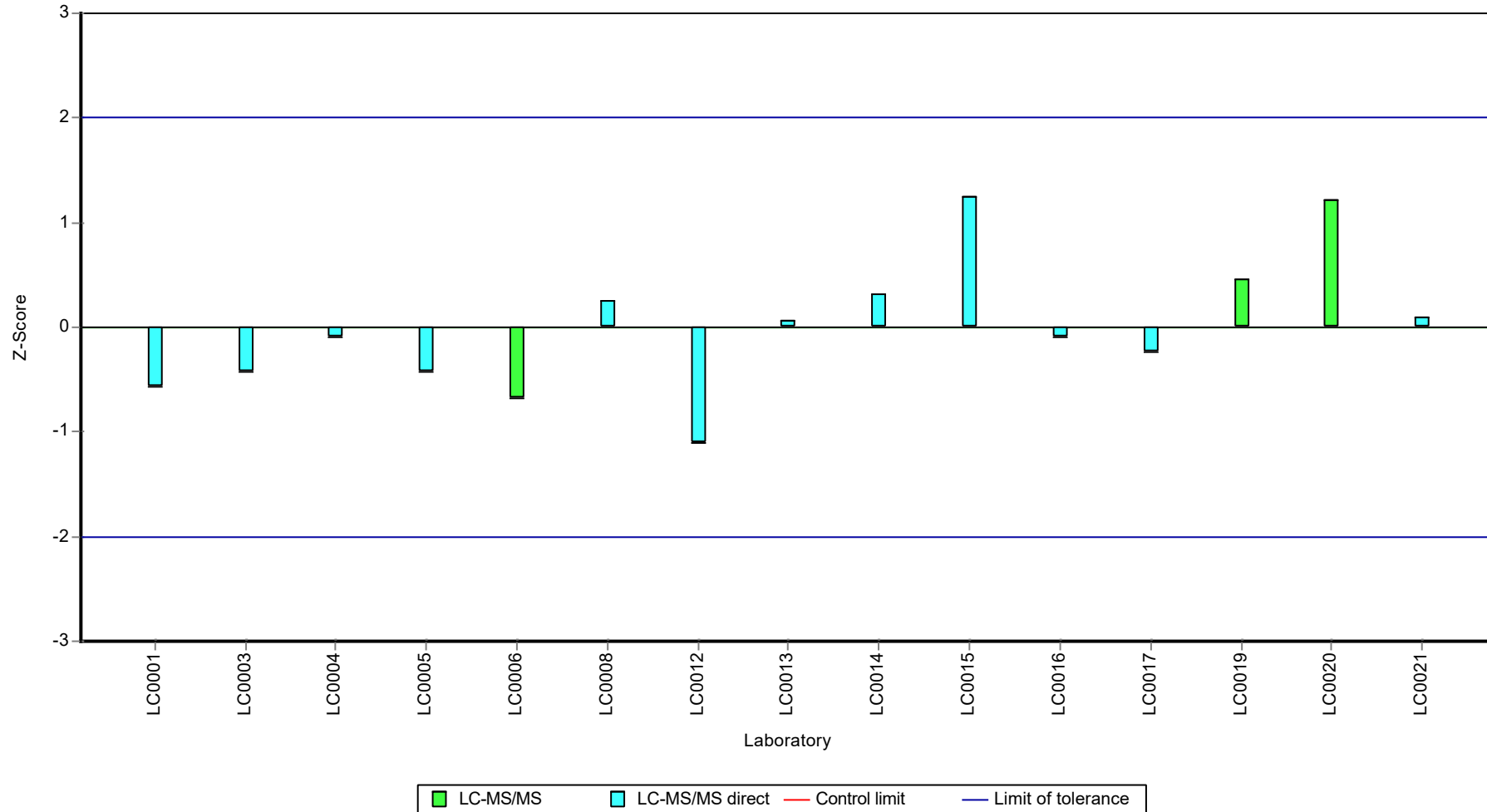
Recovery rate



Parameter oriented report Pharmaceuticals, Industrial Chemicals and Artificial Sweeteners - AZ9

Sample: AZ9B, Parameter: Metoprolol

Z-score



Parameter oriented report Pharmaceuticals, Industrial  
Chemicals and Artificial Sweeteners - AZ9

Sample: AZ9A, Parameter: Saccharin

## Parameter oriented report

### AZ9 A

#### Saccharin

Unit	µg/l
Assigned value ± U (k=2)	1.28 ± 0.135
Criterion	0.282 (22 %)
Minimum - Maximum	1.03 - 1.53
Control test value ± U (k=2)	1.27000 ± 0.254

Labcode	Result	± U	Recovery [%]	z-score	Comments
LC0001	-	-	-	-	
LC0002	1.31	0.3	102	0.11	
LC0003	-	-	-	-	
LC0004	1.211	0.218	94.6	-0.25	
LC0005	-	-	-	-	
LC0006	1.49	0.149	116	0.74	
LC0007	-	-	-	-	
LC0008	-	-	-	-	
LC0009	-	-	-	-	
LC0010	-	-	-	-	
LC0011	-	-	-	-	
LC0012	-	-	-	-	
LC0013	1.53	0.307	120	0.89	
LC0014	-	-	-	-	
LC0015	1.22	0.207	95.3	-0.21	
LC0016	1.03	0.237	80.5	-0.89	
LC0017	-	-	-	-	
LC0018	-	-	-	-	
LC0019	1.17	0.35	91.4	-0.39	
LC0020	-	-	-	-	
LC0021	-	-	-	-	

#### Characteristics of parameter

	all results	without outliers	Unit
Mean ± CI (99%)	1.28 ± 0.202	1.28 ± 0.202	µg/l
Minimum	1.03	1.03	µg/l
Maximum	1.53	1.53	µg/l
Standard deviation	0.178	0.178	µg/l
rel. standard deviation	13.9	13.9	%
n	7	7	-

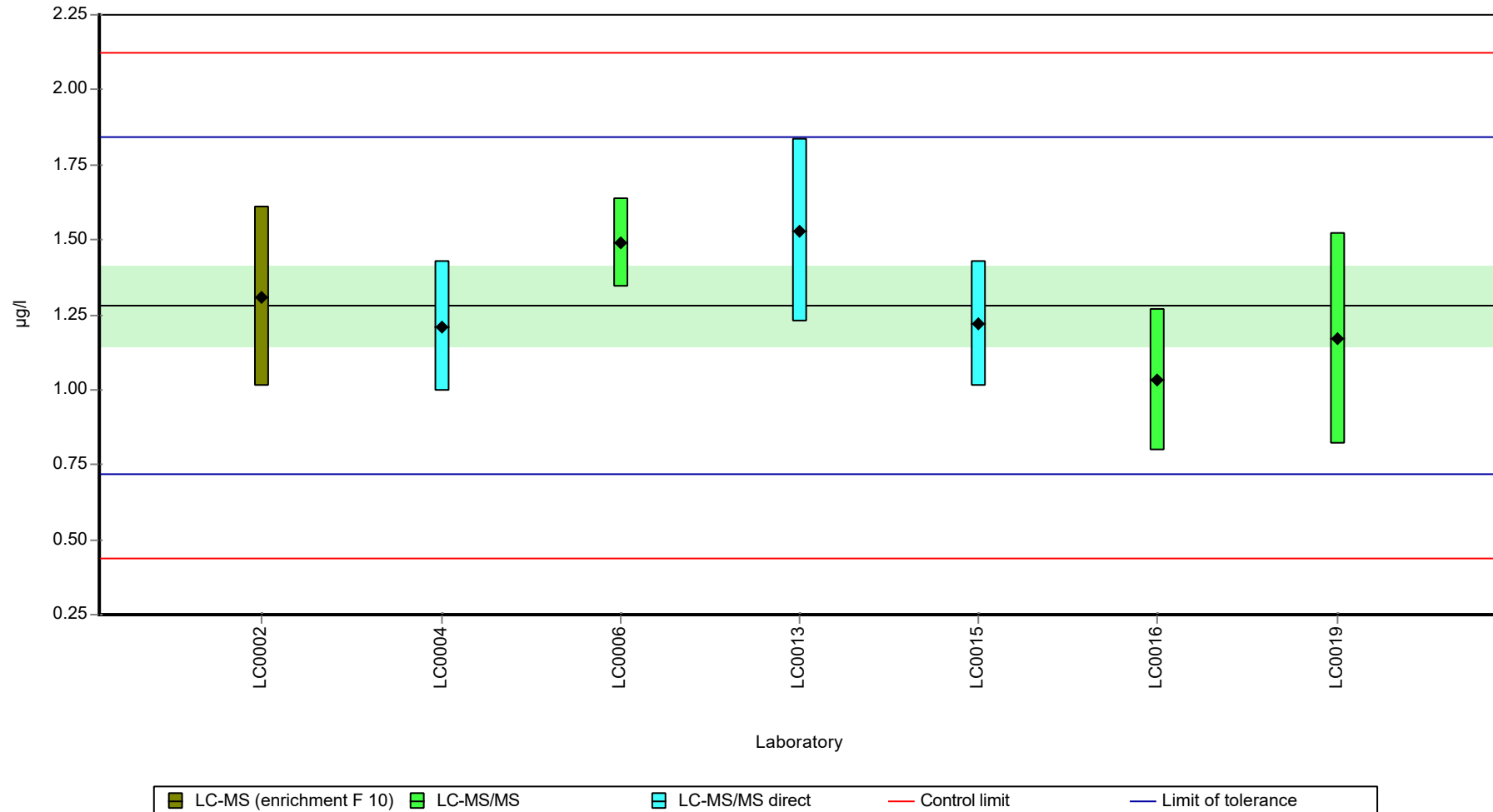


Parameter oriented report Pharmaceuticals, Industrial Chemicals and Artificial Sweeteners - AZ9

Sample: AZ9A, Parameter: Saccharin

Graphical presentation of results

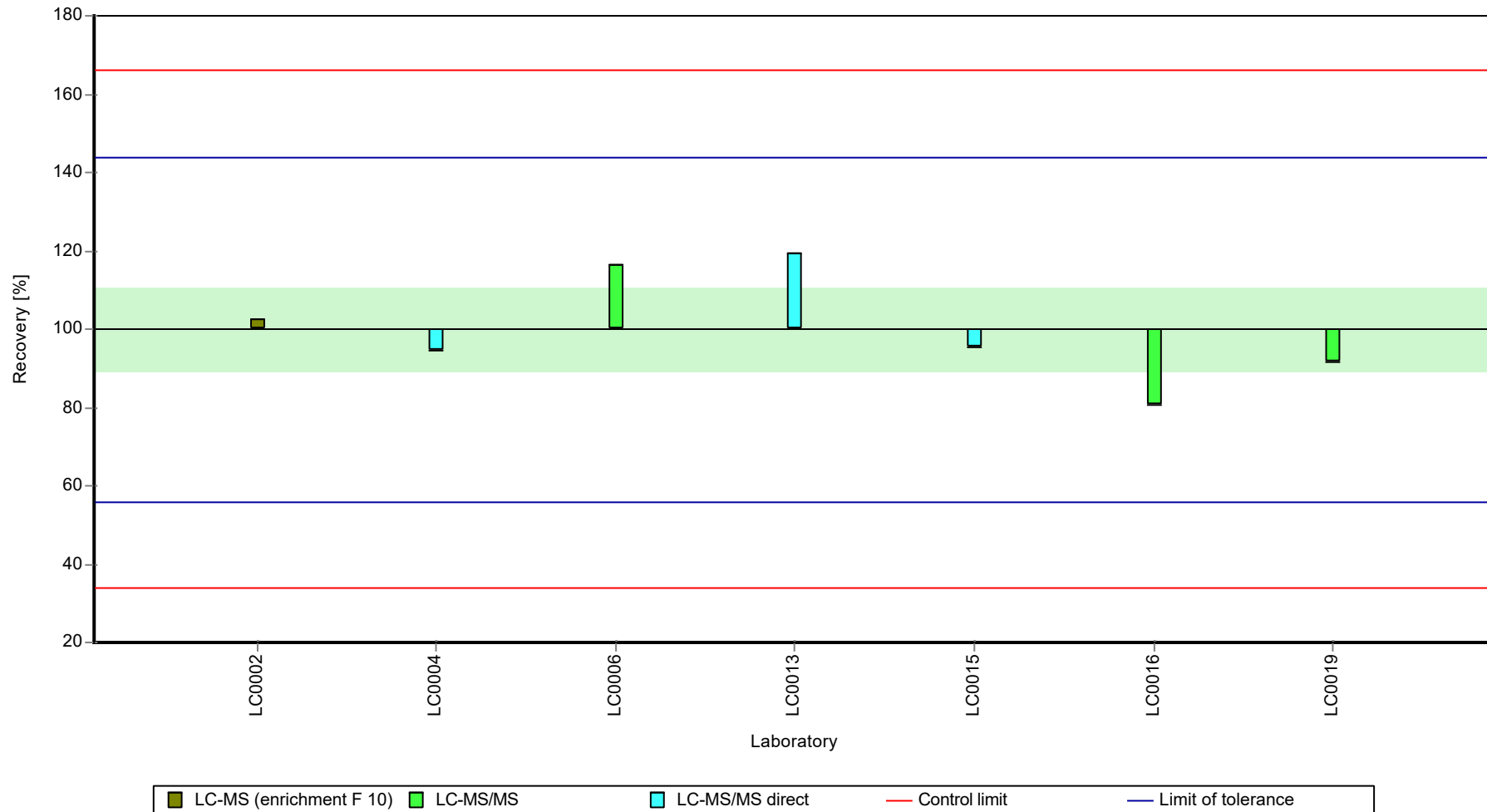
Results



Parameter oriented report Pharmaceuticals, Industrial Chemicals and Artificial Sweeteners - AZ9

Sample: AZ9A, Parameter: Saccharin

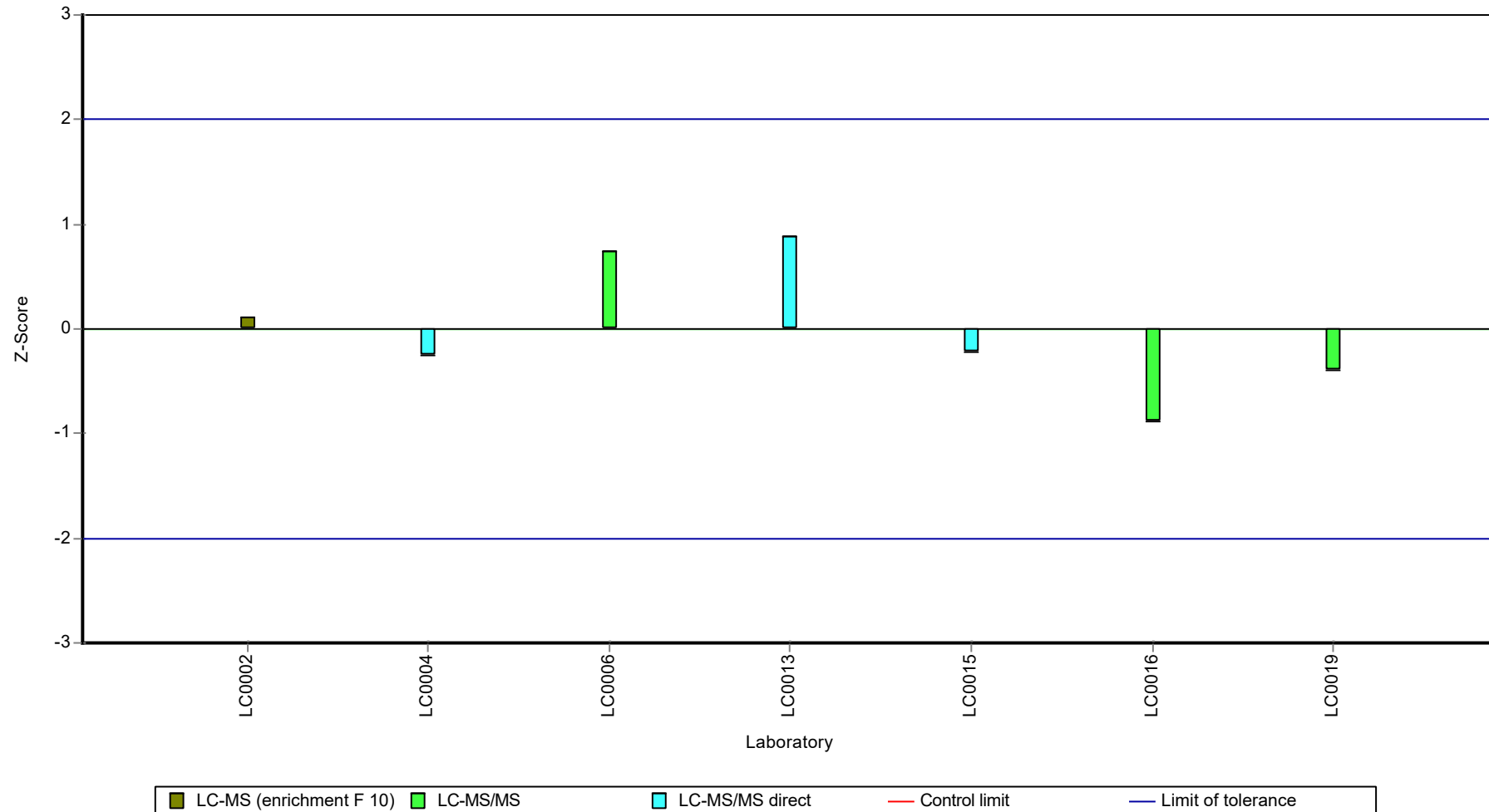
Recovery rate



Parameter oriented report Pharmaceuticals, Industrial Chemicals and Artificial Sweeteners - AZ9

Sample: AZ9A, Parameter: Saccharin

Z-score



Parameter oriented report Pharmaceuticals, Industrial  
Chemicals and Artificial Sweeteners - AZ9

Sample: AZ9B, Parameter: Saccharin

## Parameter oriented report

### AZ9 B

#### Saccharin

Unit	µg/l
Assigned value ± U (k=2)	2.2 ± 0.254
Criterion	0.484 (22 %)
Minimum - Maximum	1.76 - 2.72
Control test value ± U (k=2)	2.1500 ± 0.431

Labcode	Result	± U	Recovery [%]	z-score	Comments
LC0001	-	-	-	-	
LC0002	2.03	0.47	92.2	-0.35	
LC0003	-	-	-	-	
LC0004	1.975	0.355	89.7	-0.47	
LC0005	-	-	-	-	
LC0006	2.55	0.255	116	0.72	
LC0007	-	-	-	-	
LC0008	-	-	-	-	
LC0009	-	-	-	-	
LC0010	-	-	-	-	
LC0011	-	-	-	-	
LC0012	-	-	-	-	
LC0013	2.72	0.545	124	1.07	
LC0014	-	-	-	-	
LC0015	2.25	0.382	102	0.1	
LC0016	1.76	0.406	80	-0.91	
LC0017	-	-	-	-	
LC0018	-	-	-	-	
LC0019	2.12	0.635	96.3	-0.17	
LC0020	-	-	-	-	
LC0021	-	-	-	-	

#### Characteristics of parameter

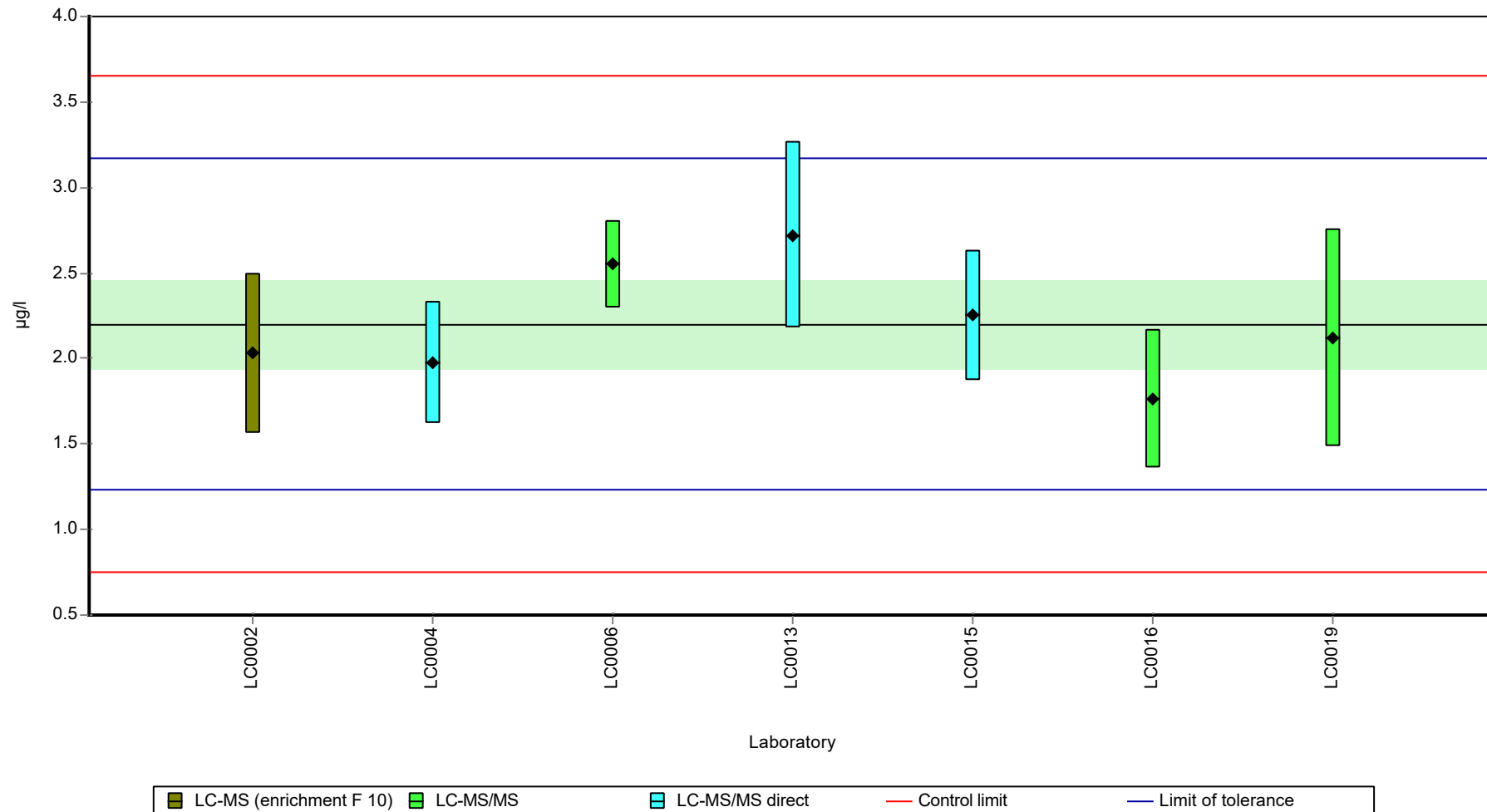
	all results	without outliers	Unit
Mean ± CI (99%)	2.2 ± 0.38	2.2 ± 0.38	µg/l
Minimum	1.76	1.76	µg/l
Maximum	2.72	2.72	µg/l
Standard deviation	0.335	0.335	µg/l
rel. standard deviation	15.2	15.2	%
n	7	7	-

Parameter oriented report Pharmaceuticals, Industrial Chemicals and Artificial Sweeteners - AZ9

Sample: AZ9B, Parameter: Saccharin

Graphical presentation of results

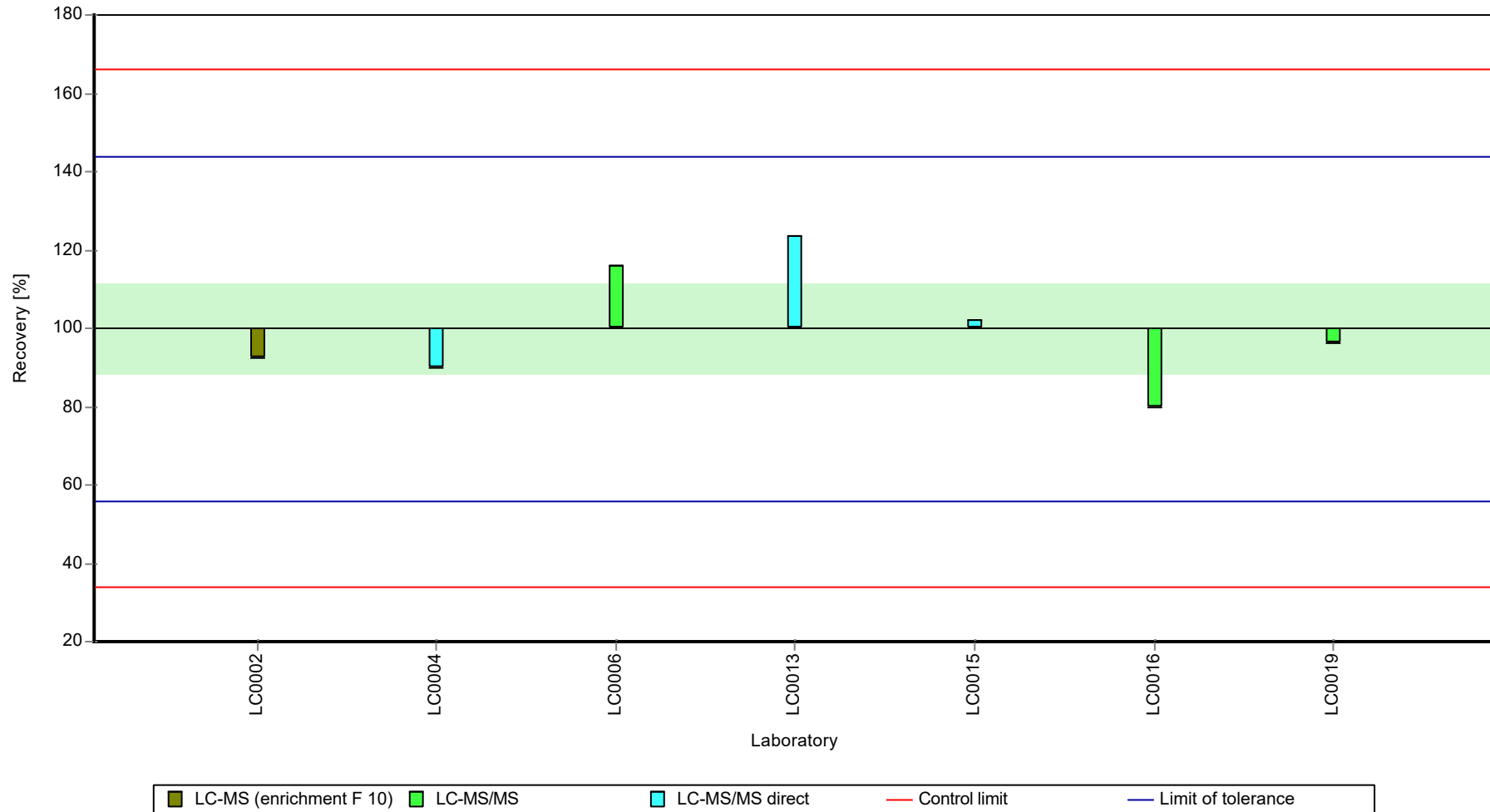
Results



Parameter oriented report Pharmaceuticals, Industrial Chemicals and Artificial Sweeteners - AZ9

Sample: AZ9B, Parameter: Saccharin

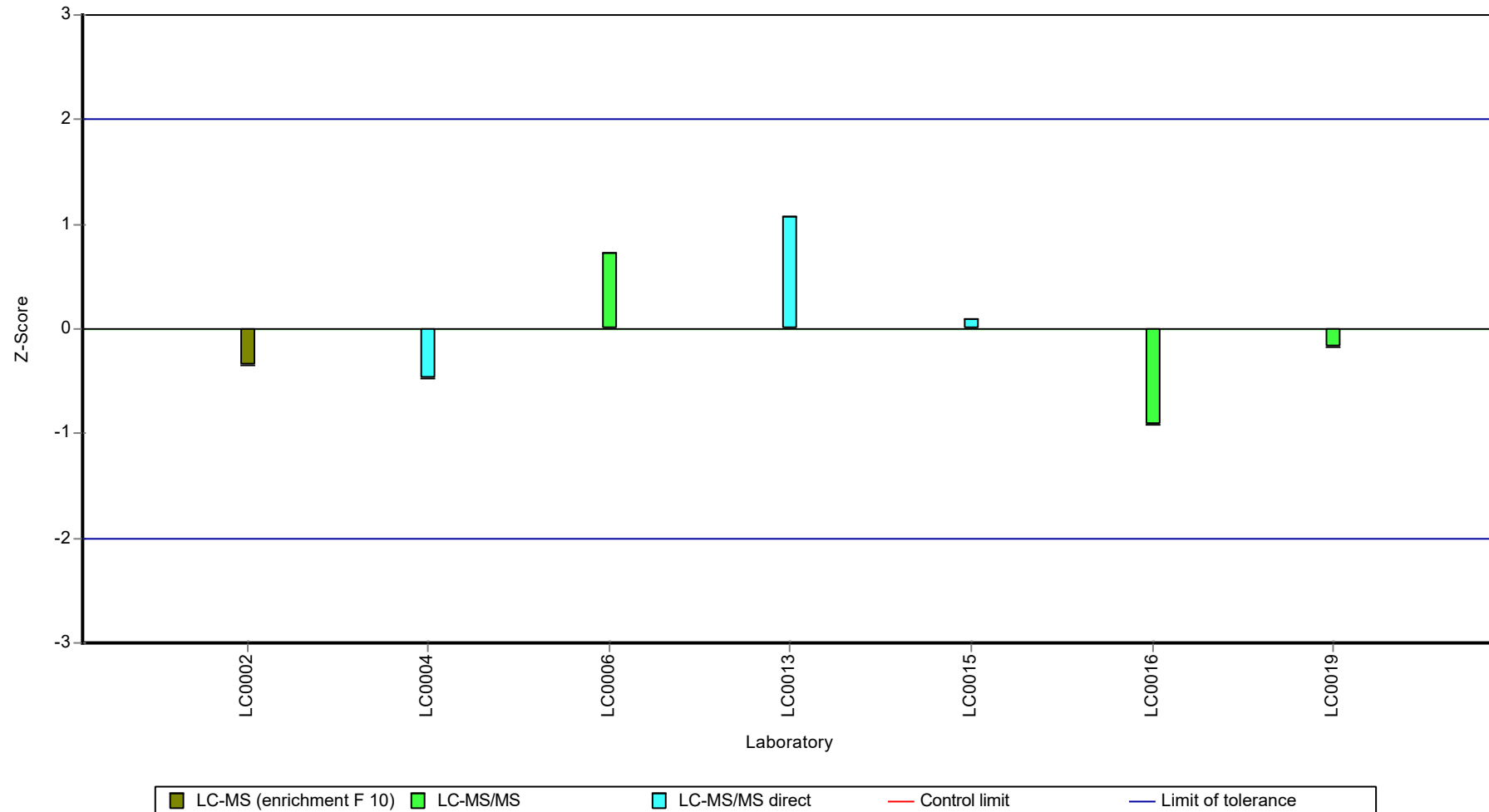
Recovery rate



Parameter oriented report Pharmaceuticals, Industrial Chemicals and Artificial Sweeteners - AZ9

Sample: AZ9B, Parameter: Saccharin

Z-score



Parameter oriented report Pharmaceuticals, Industrial  
Chemicals and Artificial Sweeteners - AZ9

Sample: AZ9A, Parameter: Sotalol

## Parameter oriented report

### AZ9 A

#### Sotalol

Unit	µg/l
Assigned value ± U (k=2)	0.272 ± 0.0153
Criterion	0.0599 (22 %)
Minimum - Maximum	0.243 - 0.31
Control test value ± U (k=2)	0.18800 ± 0.0469

Labcode	Result	± U	Recovery [%]	z-score	Comments
LC0001	0.277	0.0345	102	0.08	
LC0002	-	-	-	-	
LC0003	-	-	-	-	
LC0004	-	-	-	-	
LC0005	0.267	0.0195	98.1	-0.09	
LC0006	0.244	0.024	89.6	-0.47	
LC0007	-	-	-	-	
LC0008	0.285	0.025	105	0.21	
LC0009	-	-	-	-	
LC0010	-	-	-	-	
LC0011	-	-	-	-	
LC0012	0.162	0.081	59.5	-1.84	H
LC0013	0.277	0.055	102	0.08	
LC0014	0.264	0.066	97	-0.14	
LC0015	0.333	0.073	122	1.01	H
LC0016	0.271	0.046	99.5	-0.02	
LC0017	0.243	0.07	89.2	-0.49	
LC0018	-	-	-	-	
LC0019	0.264	0.053	97	-0.14	
LC0020	0.31	0.08	114	0.63	
LC0021	-	-	-	-	

#### Characteristics of parameter

	all results	without outliers	Unit
Mean ± CI (99%)	0.266 ± 0.0359	0.27 ± 0.0185	µg/l
Minimum	0.162	0.243	µg/l
Maximum	0.333	0.31	µg/l
Standard deviation	0.0414	0.0195	µg/l
rel. standard deviation	15.6	7.2 %	
n	12	10	-

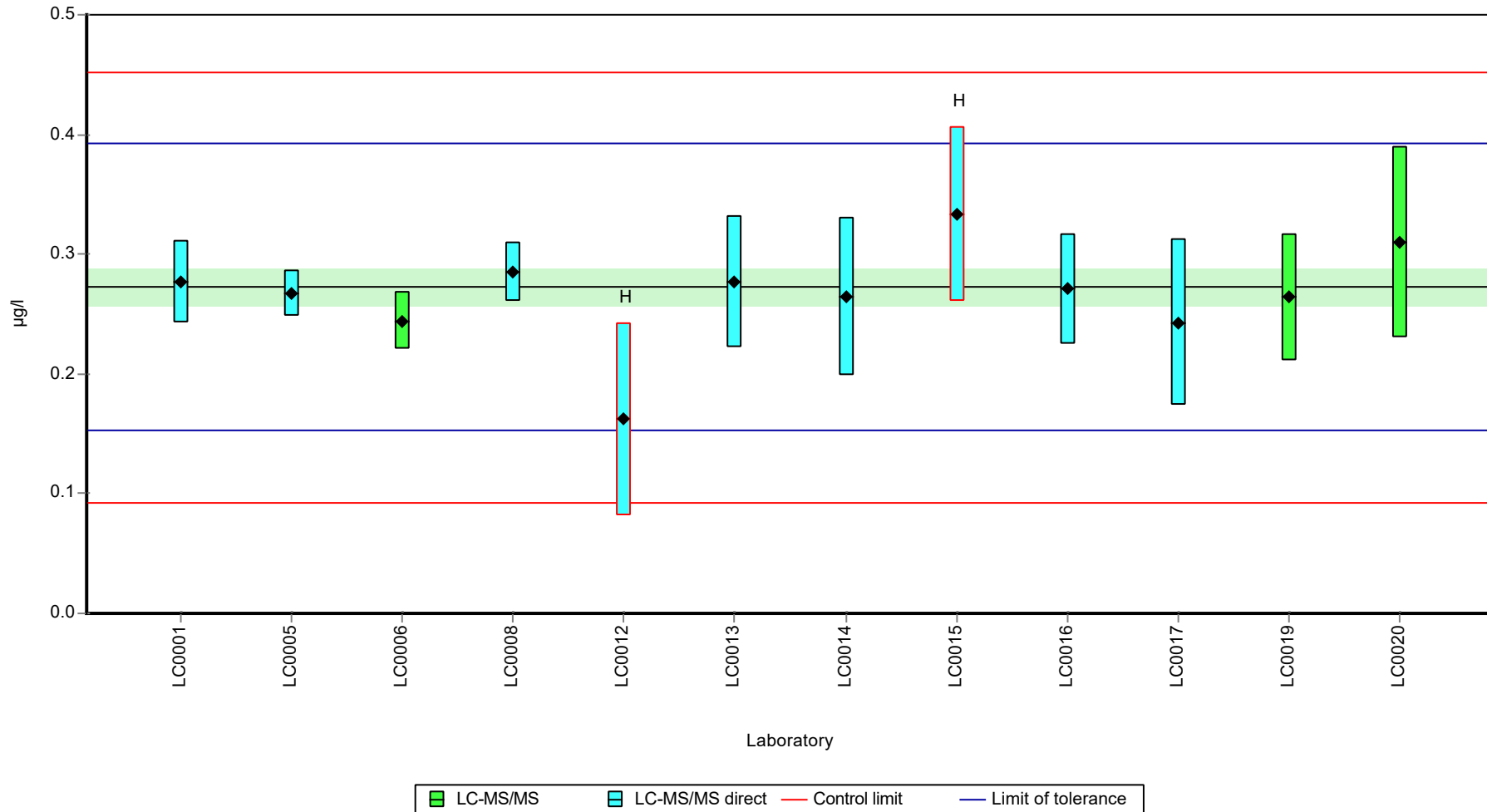


Parameter oriented report Pharmaceuticals, Industrial Chemicals and Artificial Sweeteners - AZ9

Sample: AZ9A, Parameter: Sotalol

Graphical presentation of results

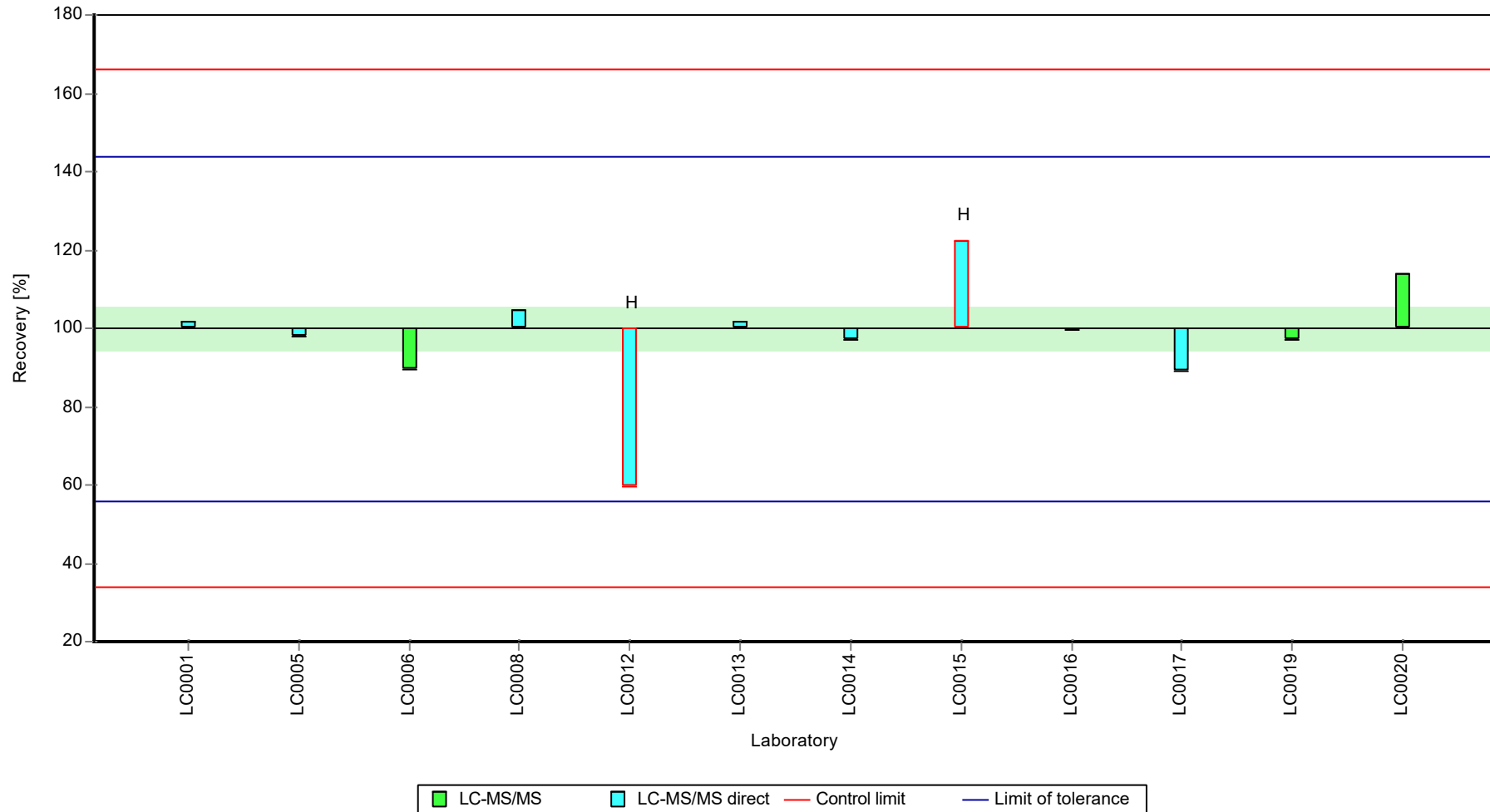
Results



Parameter oriented report Pharmaceuticals, Industrial Chemicals and Artificial Sweeteners - AZ9

Sample: AZ9A, Parameter: Sotalol

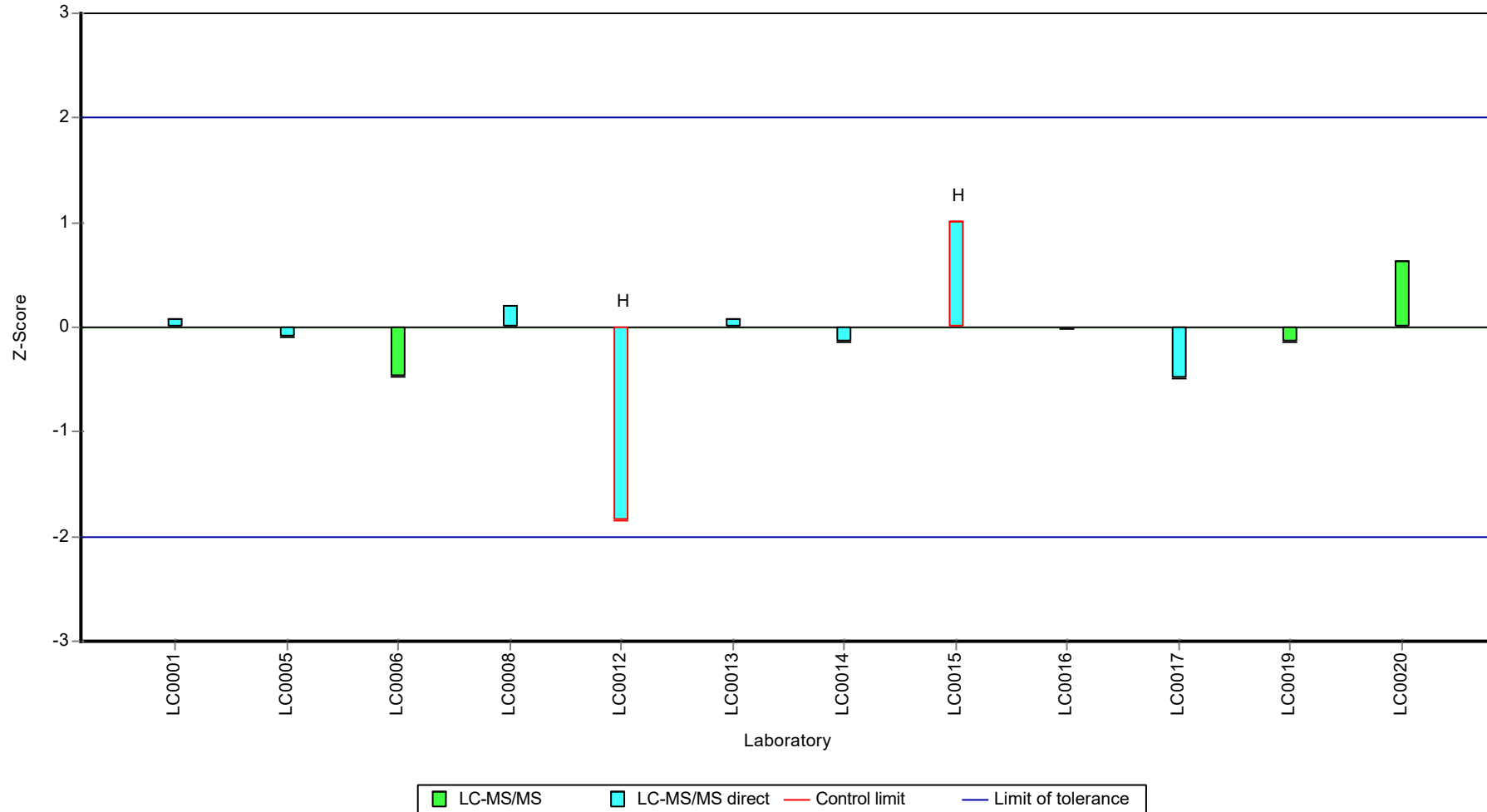
Recovery rate



Parameter oriented report Pharmaceuticals, Industrial Chemicals and Artificial Sweeteners - AZ9

Sample: AZ9A, Parameter: Sotalol

Z-score



Parameter oriented report Pharmaceuticals, Industrial  
Chemicals and Artificial Sweeteners - AZ9

Sample: AZ9B, Parameter: Sotalol

## Parameter oriented report

### AZ9 B

#### Sotalol

Unit	µg/l
Assigned value ± U (k=2)	1.32 ± 0.161
Criterion	0.291 (22 %)
Minimum - Maximum	0.751 - 1.79
Control test value ± U (k=2)	1.3800 ± 0.344

Labcode	Result	± U	Recovery [%]	z-score	Comments
LC0001	1.424	0.178	108	0.35	
LC0002	-	-	-	-	
LC0003	-	-	-	-	
LC0004	-	-	-	-	
LC0005	1.27	0.0927	96.1	-0.18	
LC0006	1.18	0.118	89.3	-0.49	
LC0007	-	-	-	-	
LC0008	0.751	0.065	56.8	-1.96	
LC0009	-	-	-	-	
LC0010	-	-	-	-	
LC0011	-	-	-	-	
LC0012	1.049	0.525	79.4	-0.94	
LC0013	1.261	0.252	95.4	-0.21	
LC0014	1.28	0.32	96.9	-0.14	
LC0015	1.62	0.356	123	1.03	
LC0016	1.2	0.204	90.8	-0.42	
LC0017	1.6	0.48	121	0.96	
LC0018	-	-	-	-	
LC0019	1.79	0.358	135	1.61	
LC0020	1.43	0.36	108	0.37	
LC0021	-	-	-	-	

#### Characteristics of parameter

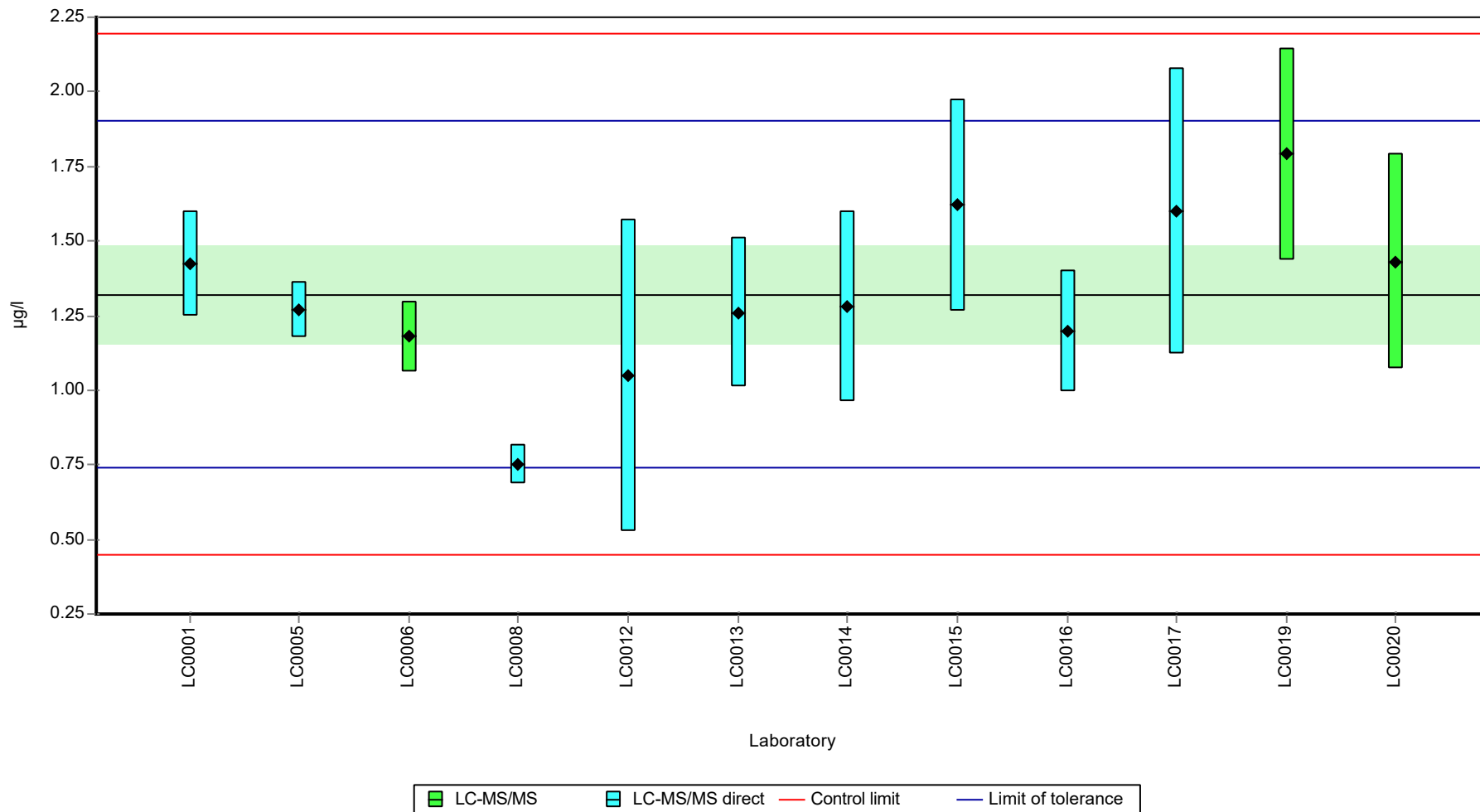
	all results	without outliers	Unit
Mean ± CI (99%)	1.32 ± 0.241	1.32 ± 0.241	µg/l
Minimum	0.751	0.751	µg/l
Maximum	1.79	1.79	µg/l
Standard deviation	0.278	0.278	µg/l
rel. standard deviation	21.1	21.1	%
n	12	12	-

Parameter oriented report Pharmaceuticals, Industrial Chemicals and Artificial Sweeteners - AZ9

Sample: AZ9B, Parameter: Sotalol

Graphical presentation of results

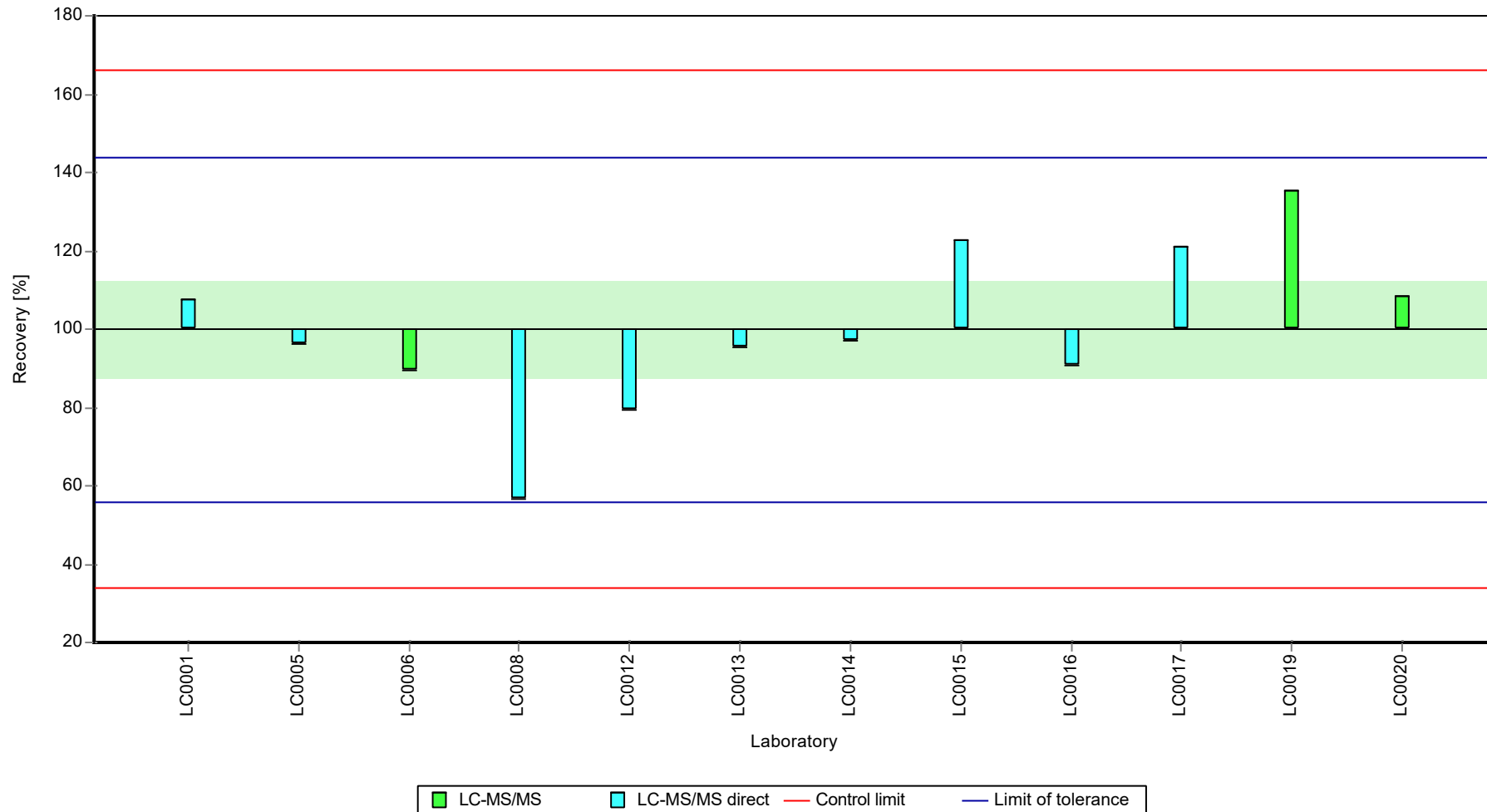
Results



Parameter oriented report Pharmaceuticals, Industrial Chemicals and Artificial Sweeteners - AZ9

Sample: AZ9B, Parameter: Sotalol

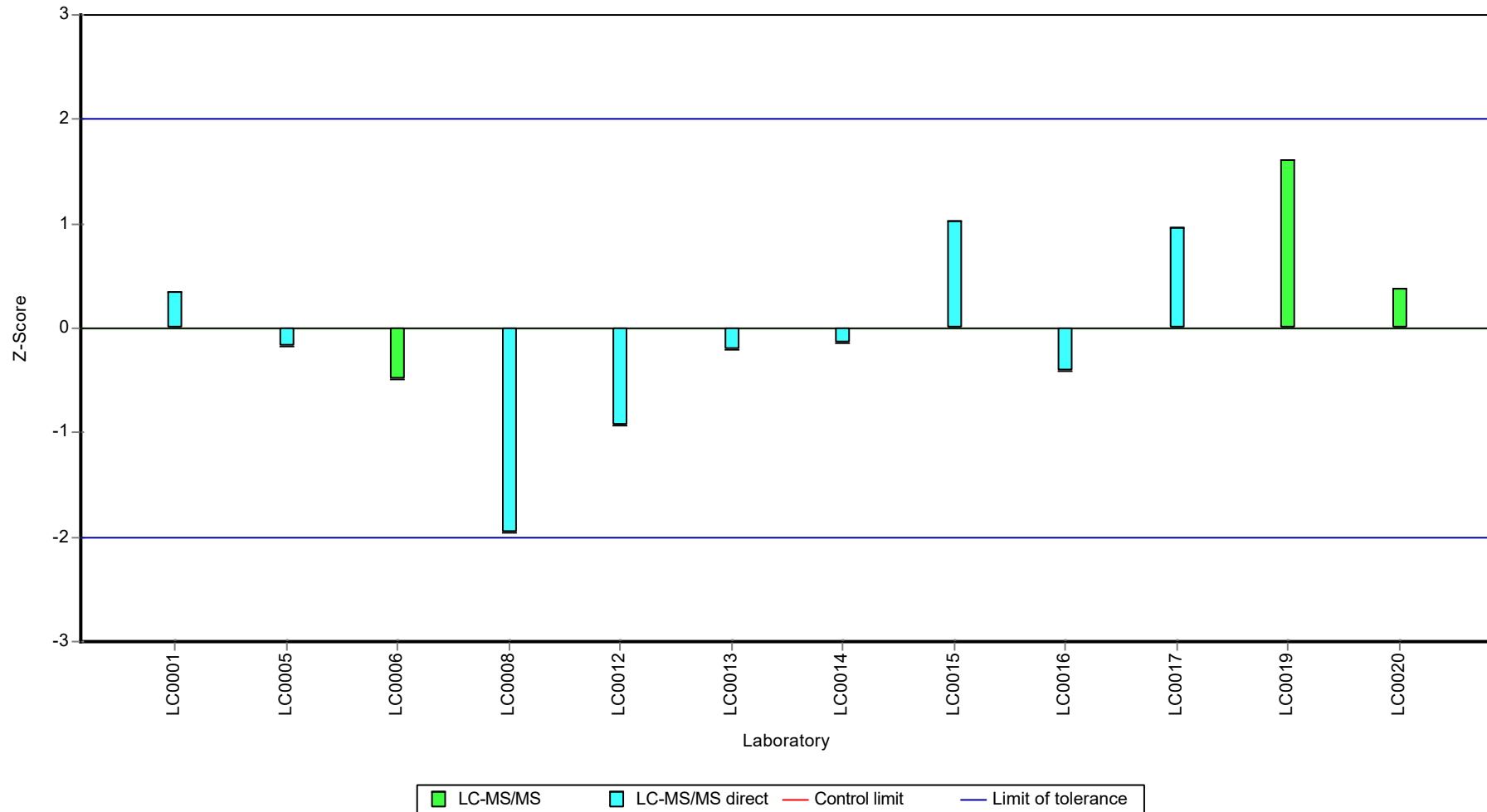
Recovery rate



Parameter oriented report Pharmaceuticals, Industrial Chemicals and Artificial Sweeteners - AZ9

Sample: AZ9B, Parameter: Sotalol

Z-score



Parameter oriented report Pharmaceuticals, Industrial  
Chemicals and Artificial Sweeteners - AZ9

Sample: AZ9A, Parameter: Sucralose

## Parameter oriented report

### AZ9 A

#### Sucralose

Unit	µg/l
Assigned value ± U (k=2)	2.42 ± 0.215
Criterion	0.726 (30 %)
Minimum - Maximum	1.9 - 2.84
Control test value ± U (k=2)	2.36000 ± 0.473

Labcode	Result	± U	Recovery [%]	z-score	Comments
LC0001	2.571	0.3215	106	0.21	
LC0002	2.46	0.74	102	0.06	
LC0003	-	-	-	-	
LC0004	2.466	0.444	102	0.06	
LC0005	-	-	-	-	
LC0006	2.84	0.028	117	0.58	
LC0007	-	-	-	-	
LC0008	-	-	-	-	
LC0009	-	-	-	-	
LC0010	-	-	-	-	
LC0011	-	-	-	-	
LC0012	-	-	-	-	
LC0013	1.9	0.45	78.5	-0.72	
LC0014	-	-	-	-	
LC0015	-	-	-	-	
LC0016	1.78	0.464	73.6	-0.88	H
LC0017	-	-	-	-	
LC0018	2.373	0.605	98.1	-0.06	
LC0019	2.33	0.699	96.3	-0.12	
LC0020	-	-	-	-	
LC0021	-	-	-	-	

#### Characteristics of parameter

	all results	without outliers	Unit
Mean ± CI (99%)	2.34 ± 0.368	2.42 ± 0.322	µg/l
Minimum	1.78	1.9	µg/l
Maximum	2.84	2.84	µg/l
Standard deviation	0.347	0.284	µg/l
rel. standard deviation	14.8	11.7	%
n	8	7	-

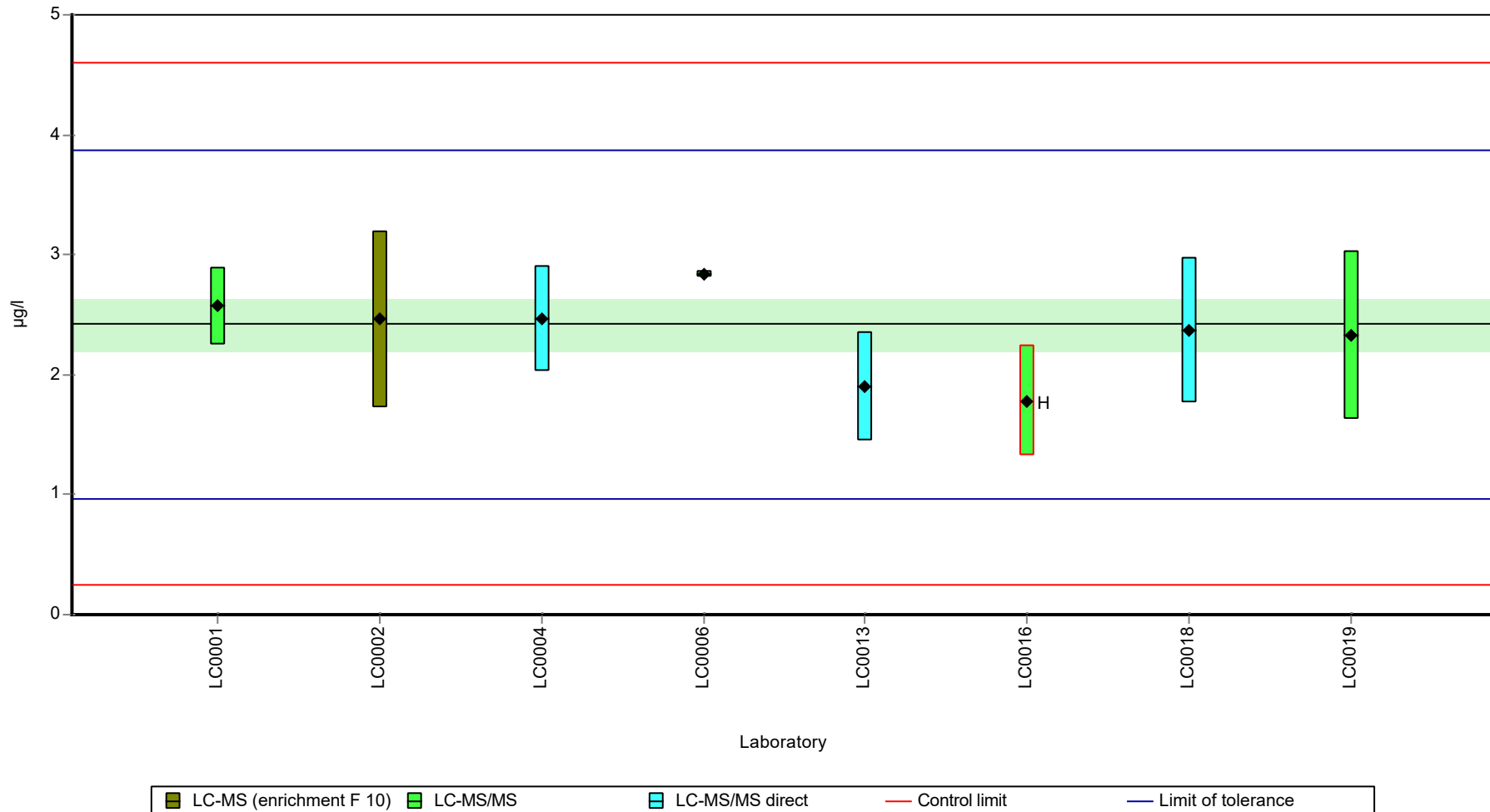


Parameter oriented report Pharmaceuticals, Industrial Chemicals and Artificial Sweeteners - AZ9

Sample: AZ9A, Parameter: Sucralose

Graphical presentation of results

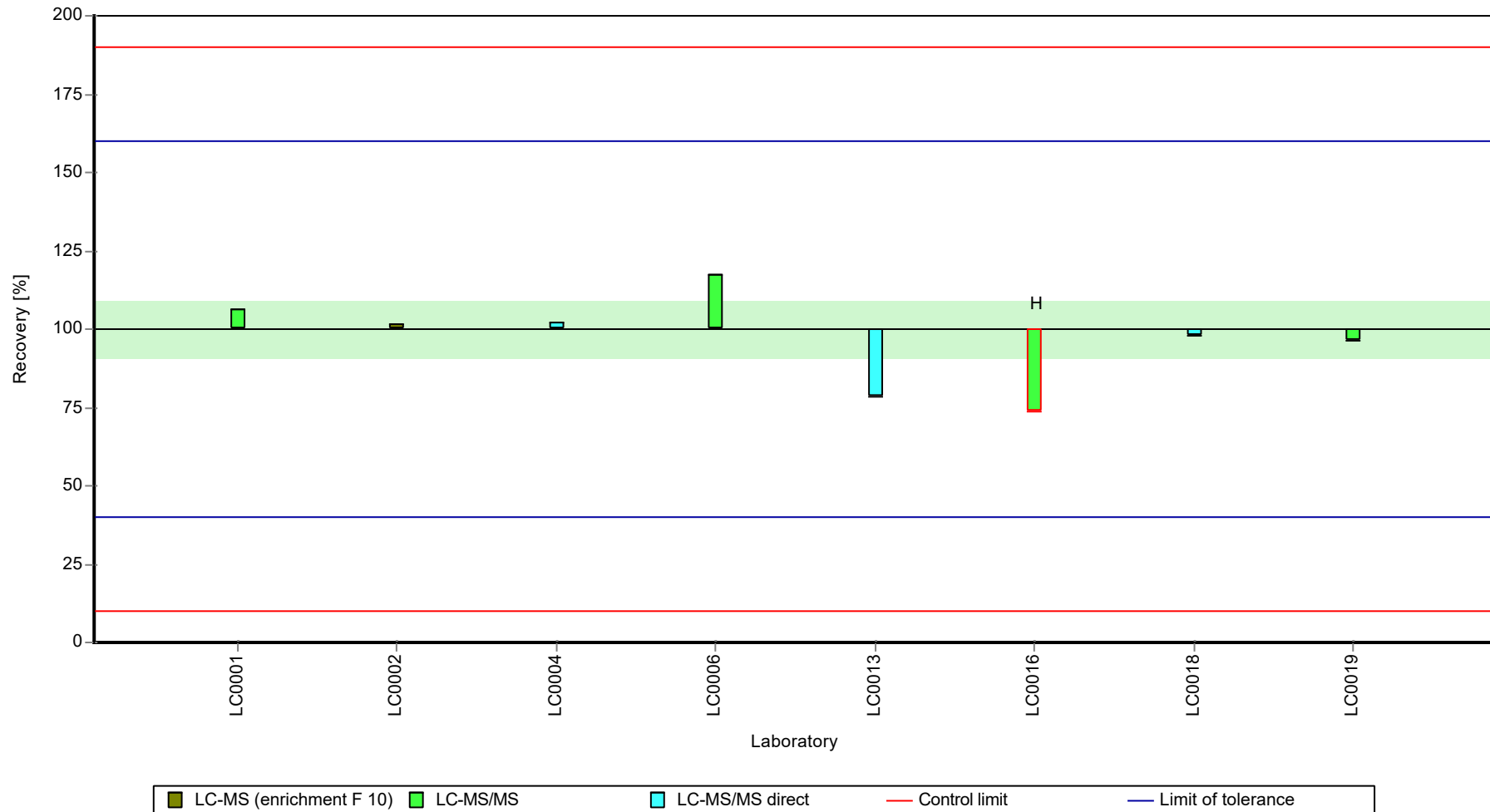
Results



Parameter oriented report Pharmaceuticals, Industrial Chemicals and Artificial Sweeteners - AZ9

Sample: AZ9A, Parameter: Sucralose

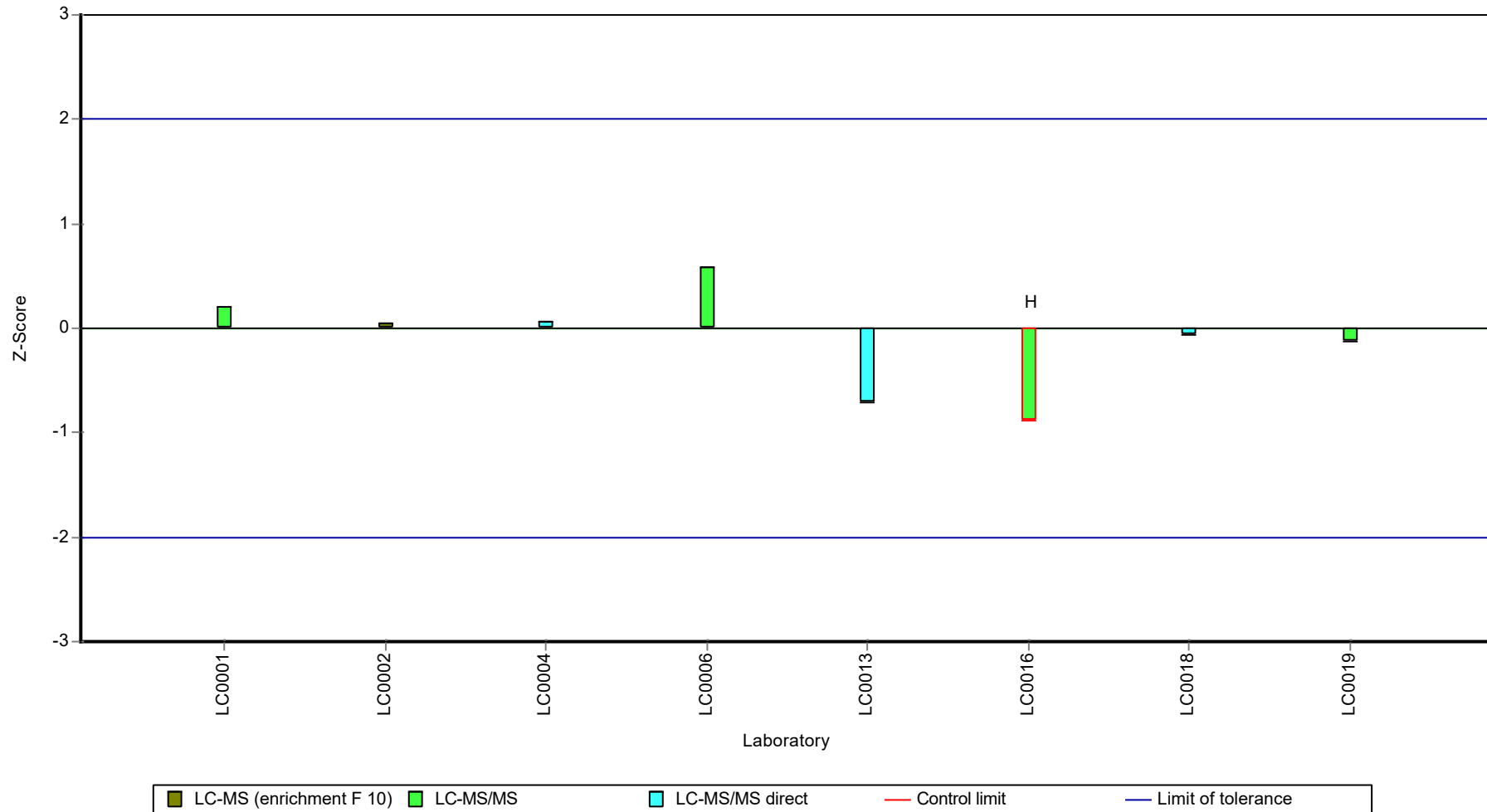
Recovery rate



Parameter oriented report Pharmaceuticals, Industrial Chemicals and Artificial Sweeteners - AZ9

Sample: AZ9A, Parameter: Sucralose

Z-score



Parameter oriented report Pharmaceuticals, Industrial  
Chemicals and Artificial Sweeteners - AZ9

Sample: AZ9B, Parameter: Sucralose

## Parameter oriented report

### AZ9 B

#### Sucralose

Unit	µg/l
Assigned value ± U (k=2)	18 ± 1.99
Criterion	5.4 (30 %)
Minimum - Maximum	14.1 - 22.2
Control test value ± U (k=2)	18.8000 ± 3.76

Labcode	Result	± U	Recovery [%]	z-score	Comments
LC0001	21.456	2.682	119	0.64	
LC0002	17	5.1	94.4	-0.19	
LC0003	-	-	-	-	
LC0004	19.279	3.47	107	0.24	
LC0005	-	-	-	-	
LC0006	22.2	2.22	123	0.78	
LC0007	-	-	-	-	
LC0008	-	-	-	-	
LC0009	-	-	-	-	
LC0010	-	-	-	-	
LC0011	-	-	-	-	
LC0012	-	-	-	-	
LC0013	15.6	3.75	86.7	-0.45	
LC0014	-	-	-	-	
LC0015	-	-	-	-	
LC0016	14.1	3.67	78.3	-0.72	
LC0017	-	-	-	-	
LC0018	17.782	4.534	98.8	-0.04	
LC0019	16.6	4.98	92.2	-0.26	
LC0020	-	-	-	-	
LC0021	-	-	-	-	

#### Characteristics of parameter

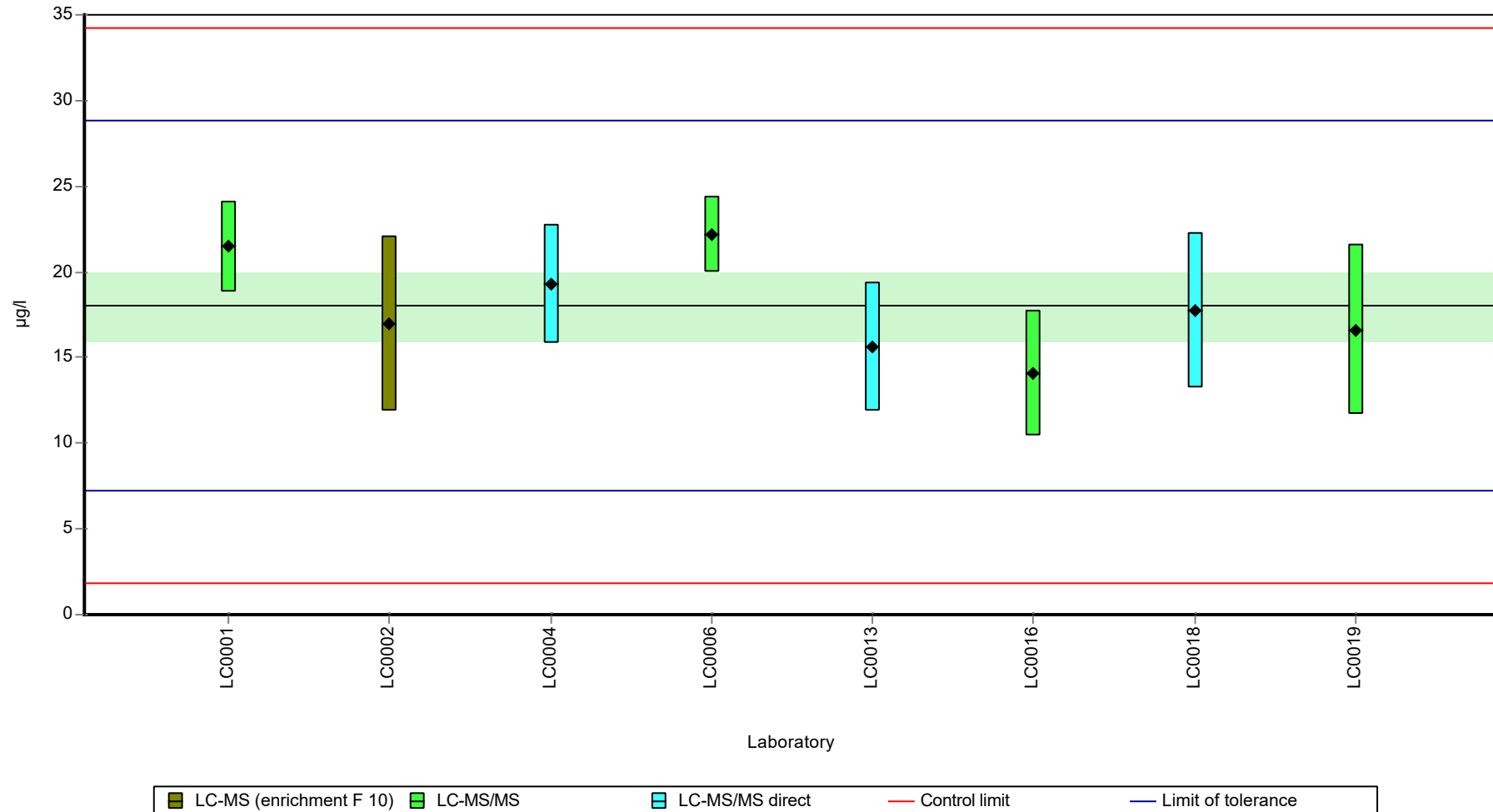
	all results	without outliers	Unit
Mean ± CI (99%)	18 ± 2.98	18 ± 2.98	µg/l
Minimum	14.1	14.1	µg/l
Maximum	22.2	22.2	µg/l
Standard deviation	2.81	2.81	µg/l
rel. standard deviation	15.6	15.6	%
n	8	8	-

Parameter oriented report Pharmaceuticals, Industrial Chemicals and Artificial Sweeteners - AZ9

Sample: AZ9B, Parameter: Sucralose

Graphical presentation of results

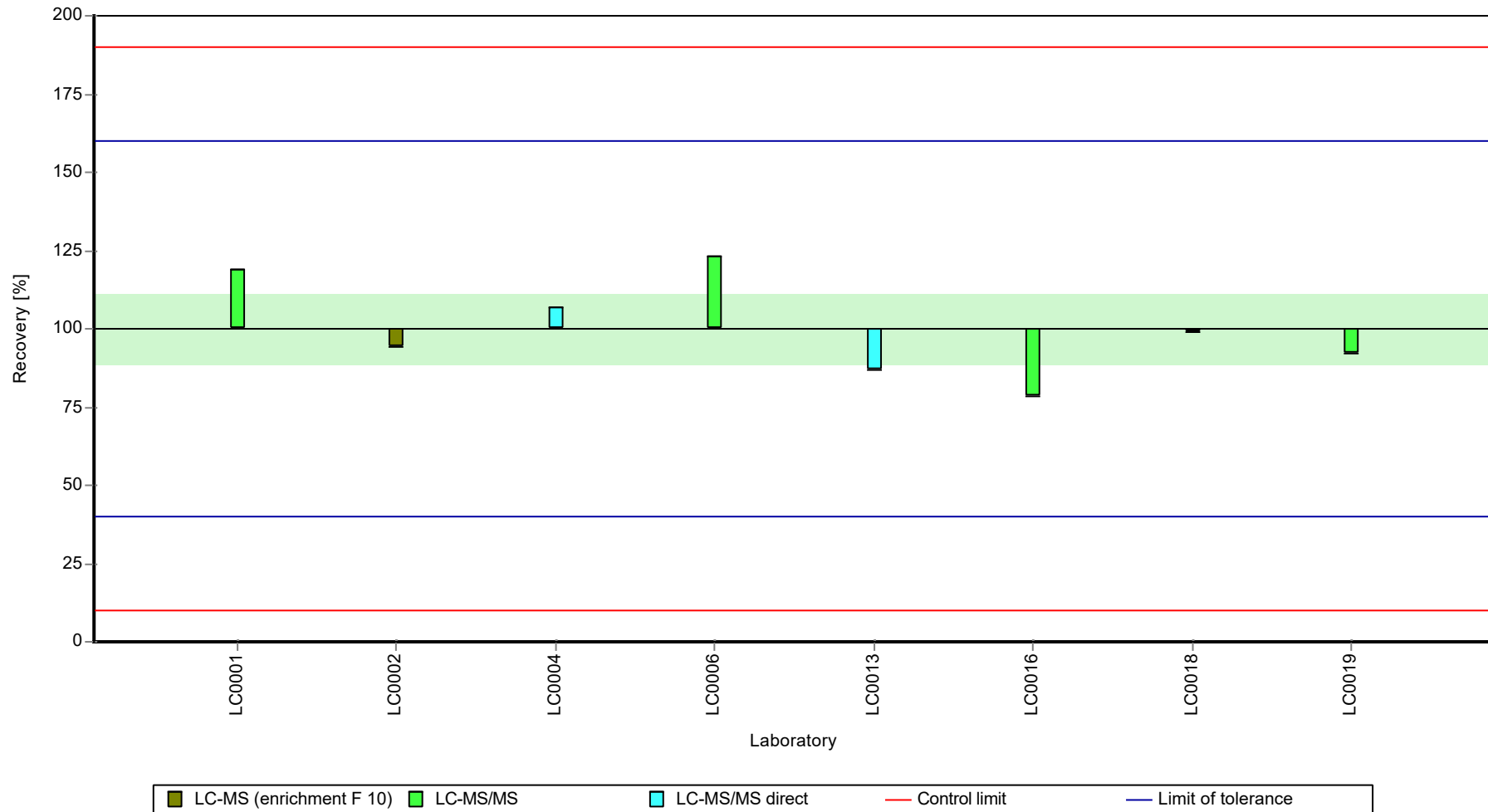
Results



Parameter oriented report Pharmaceuticals, Industrial Chemicals and Artificial Sweeteners - AZ9

Sample: AZ9B, Parameter: Sucralose

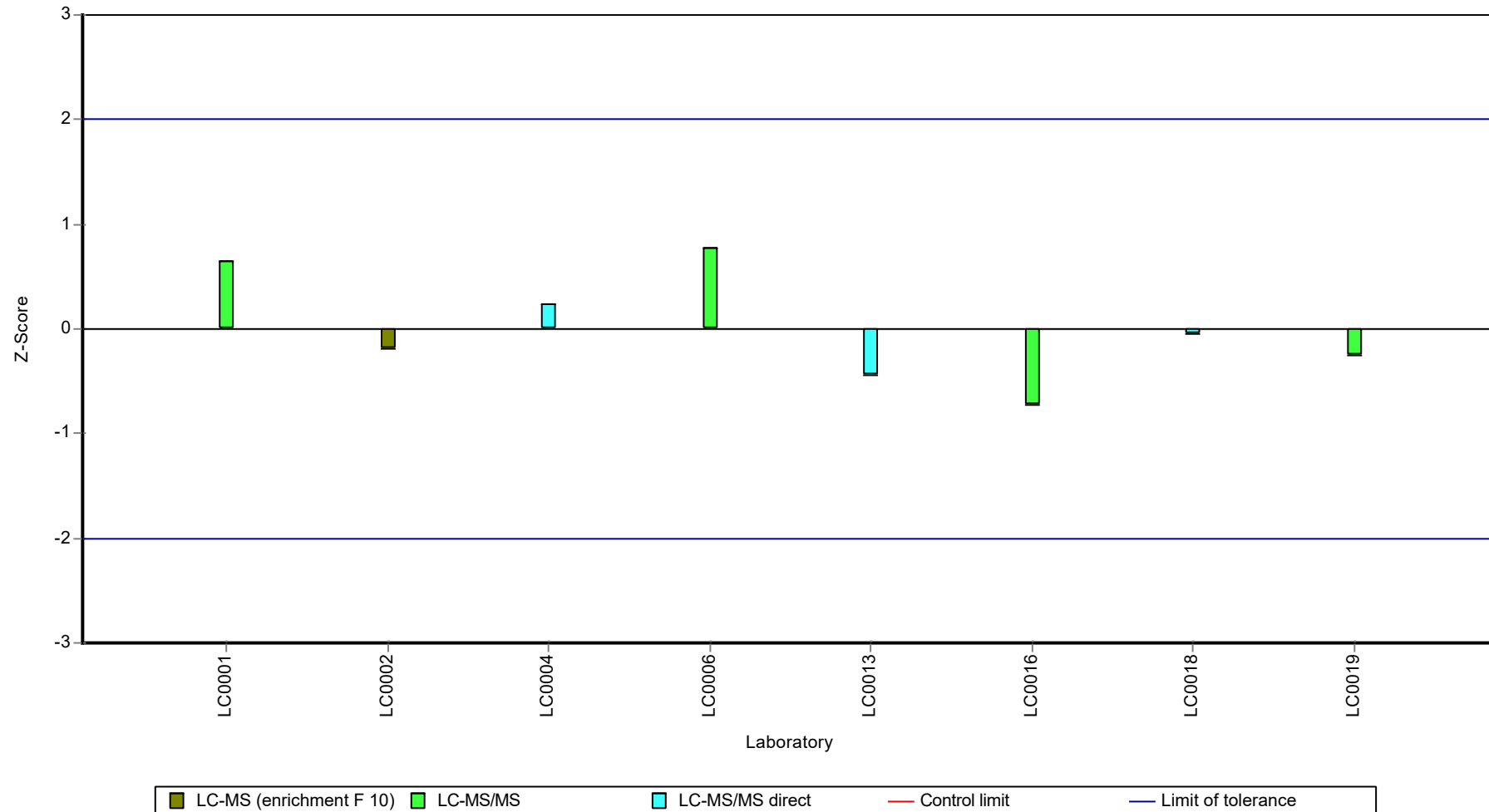
Recovery rate



Parameter oriented report Pharmaceuticals, Industrial Chemicals and Artificial Sweeteners - AZ9

Sample: AZ9B, Parameter: Sucralose

Z-score



Parameter oriented report Pharmaceuticals, Industrial  
Chemicals and Artificial Sweeteners - AZ9

Sample: AZ9A, Parameter: Sulfamethoxazole

## Parameter oriented report

### AZ9 A

#### Sulfamethoxazole

Unit	µg/l
Assigned value ± U (k=2)	0.973 ± 0.059
Criterion	0.117 (12 %)
Minimum - Maximum	0.728 - 1.14
Control test value ± U (k=2)	1.07000 ± 0.161

Labcode	Result	± U	Recovery [%]	z-score	Comments
LC0001	0.728	0.091	74.8	-2.1	
LC0002	-	-	-	-	
LC0003	-	-	-	-	
LC0004	0.918	0.165	94.4	-0.47	
LC0005	1.02	0.115	105	0.41	
LC0006	1.03	0.103	106	0.49	
LC0007	-	-	-	-	
LC0008	1.019	0.109	105	0.4	
LC0009	-	-	-	-	
LC0010	-	-	-	-	
LC0011	1.8499	0.1149	190	7.52	H
LC0012	0.823	0.412	84.6	-1.28	
LC0013	0.978	0.196	101	0.05	
LC0014	0.873	0.175	89.8	-0.85	
LC0015	0.993	0.139	102	0.17	
LC0016	1.06	0.423	109	0.75	
LC0017	1.03	0.31	106	0.49	
LC0018	-	-	-	-	
LC0019	0.917	0.183	94.3	-0.48	
LC0020	1.09	0.27	112	1.01	
LC0021	1.1385	0.2846	117	1.42	

#### Characteristics of parameter

	all results	without outliers	Unit
Mean ± CI (99%)	1.03 ± 0.194	0.973 ± 0.0886	µg/l
Minimum	0.728	0.728	µg/l
Maximum	1.85	1.14	µg/l
Standard deviation	0.25	0.11	µg/l
rel. standard deviation	24.3	11.4	%
n	15	14	-

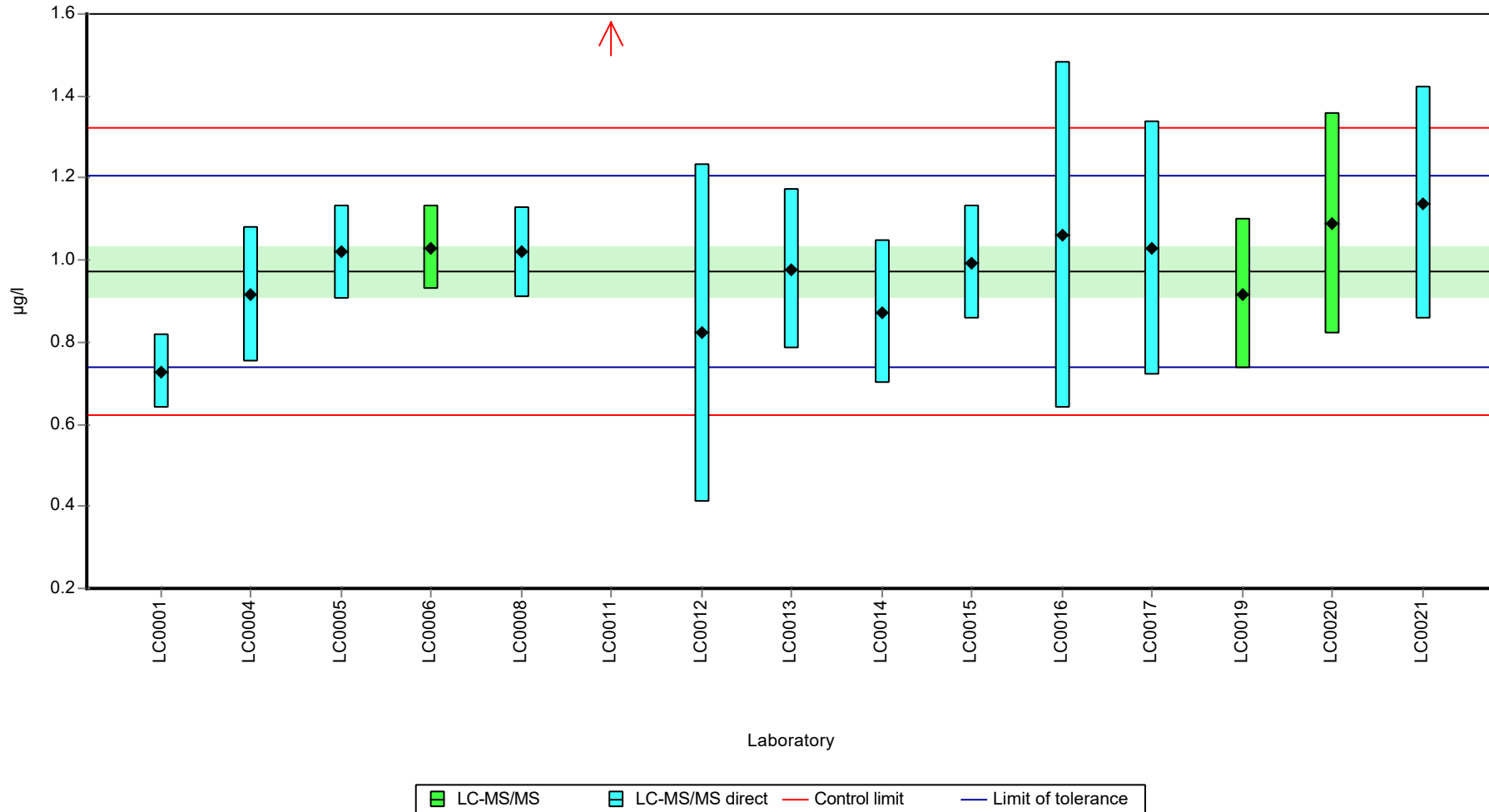


Parameter oriented report Pharmaceuticals, Industrial Chemicals and Artificial Sweeteners - AZ9

Sample: AZ9A, Parameter: Sulfamethoxazole

Graphical presentation of results

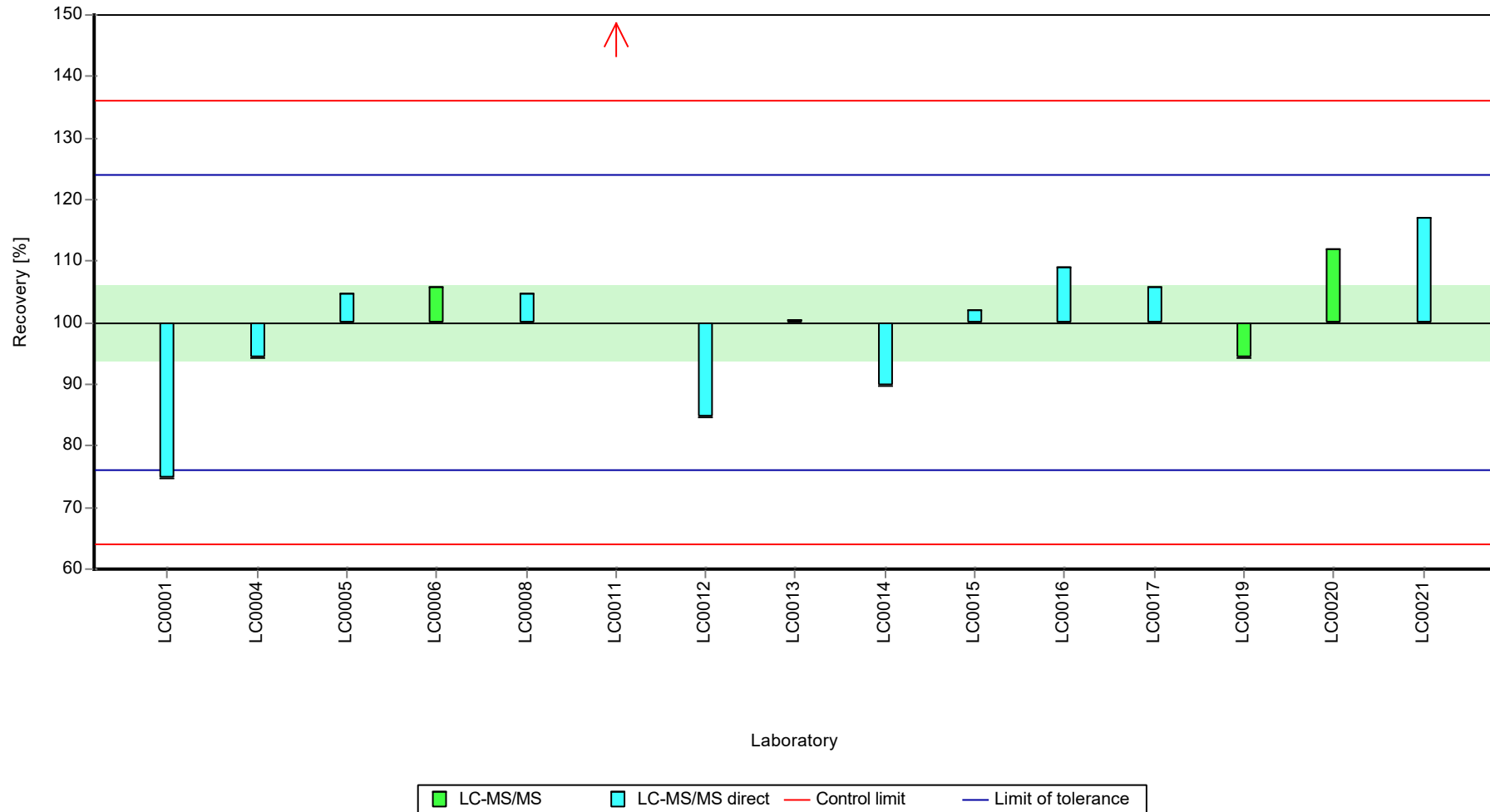
Results



Parameter oriented report Pharmaceuticals, Industrial Chemicals and Artificial Sweeteners - AZ9

Sample: AZ9A, Parameter: Sulfamethoxazole

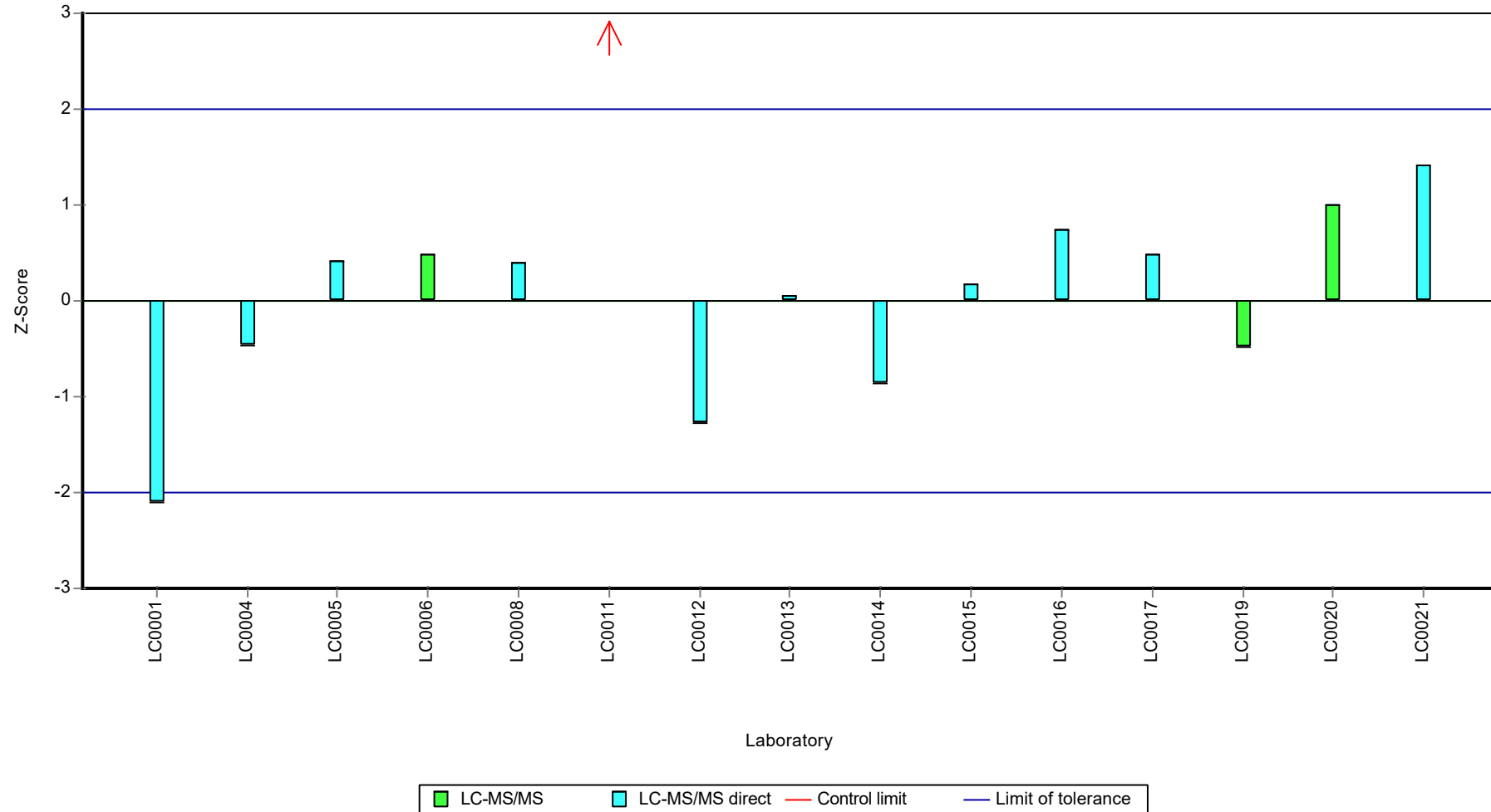
Recovery rate



Parameter oriented report Pharmaceuticals, Industrial Chemicals and Artificial Sweeteners - AZ9

Sample: AZ9A, Parameter: Sulfamethoxazole

Z-score



Parameter oriented report Pharmaceuticals, Industrial  
Chemicals and Artificial Sweeteners - AZ9

Sample: AZ9B, Parameter: Sulfamethoxazole

## Parameter oriented report

### AZ9 B

#### Sulfamethoxazole

Unit	µg/l
Assigned value ± U (k=2)	2.07 ± 0.069
Criterion	0.249 (12 %)
Minimum - Maximum	1.92 - 2.26
Control test value ± U (k=2)	2.1800 ± 0.327

Labcode	Result	± U	Recovery [%]	z-score	Comments
LC0001	1.958	0.245	94.4	-0.46	
LC0002	-	-	-	-	
LC0003	-	-	-	-	
LC0004	1.924	0.346	92.8	-0.6	
LC0005	1.99	0.223	96	-0.34	
LC0006	2.07	0.207	99.8	-0.01	
LC0007	-	-	-	-	
LC0008	0.68	0.073	32.8	-5.6	H
LC0009	-	-	-	-	
LC0010	-	-	-	-	
LC0011	3.9684	0.2464	191	7.62	H
LC0012	1.992	0.996	96.1	-0.33	
LC0013	2.1	0.42	101	0.11	
LC0014	1.922	0.384	92.7	-0.61	
LC0015	2.17	0.304	105	0.39	
LC0016	2.21	0.883	107	0.55	
LC0017	2.18	0.65	105	0.43	
LC0018	-	-	-	-	
LC0019	1.95	0.389	94.1	-0.49	
LC0020	2.23	0.56	108	0.63	
LC0021	2.2565	0.5641	109	0.74	

#### Characteristics of parameter

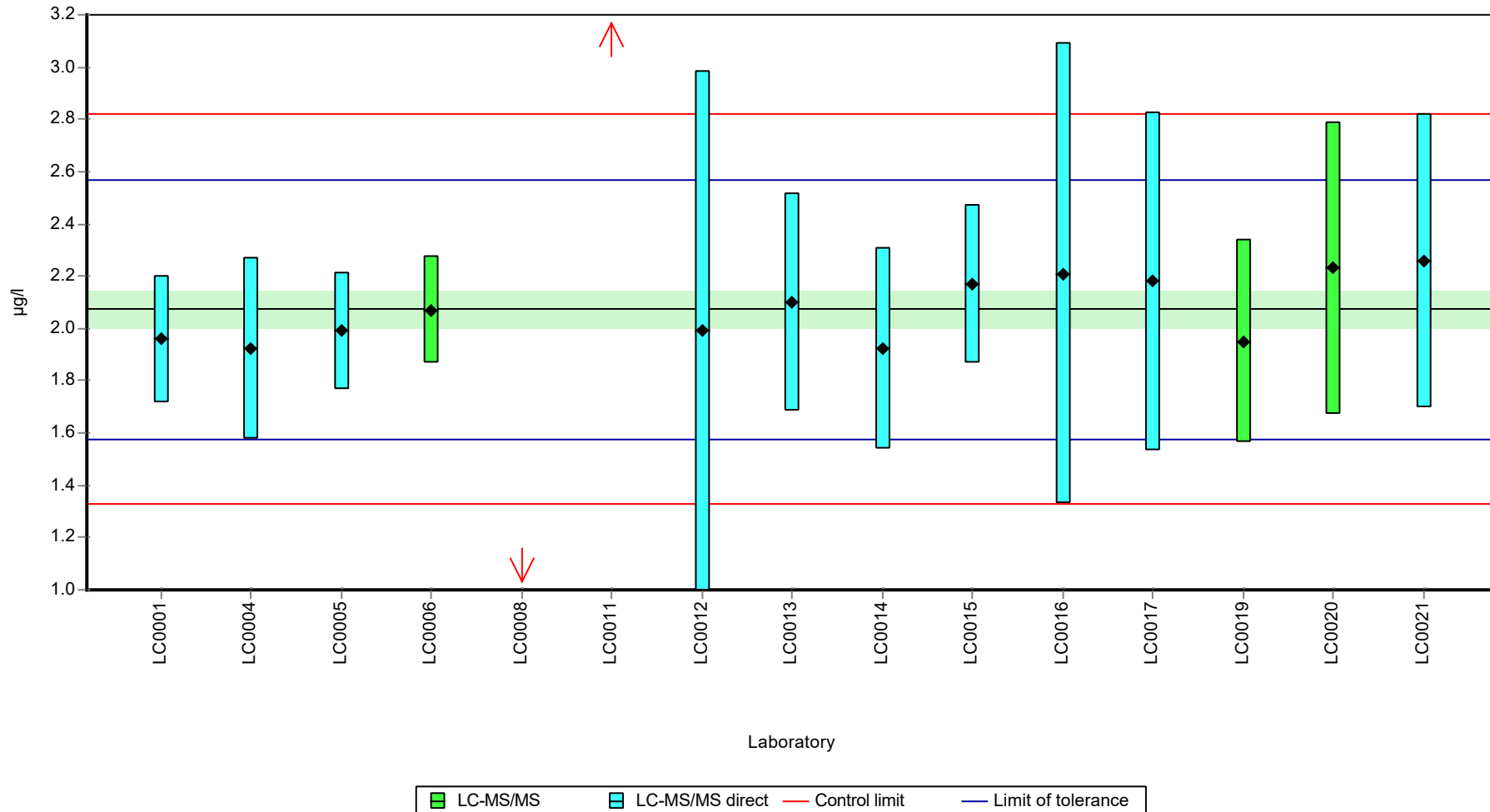
	all results	without outliers	Unit
Mean ± CI (99%)	2.11 ± 0.494	2.07 ± 0.103	µg/l
Minimum	0.68	1.92	µg/l
Maximum	3.97	2.26	µg/l
Standard deviation	0.638	0.124	µg/l
rel. standard deviation	30.3	6 %	
n	15	13	-

Parameter oriented report Pharmaceuticals, Industrial Chemicals and Artificial Sweeteners - AZ9

Sample: AZ9B, Parameter: Sulfamethoxazole

Graphical presentation of results

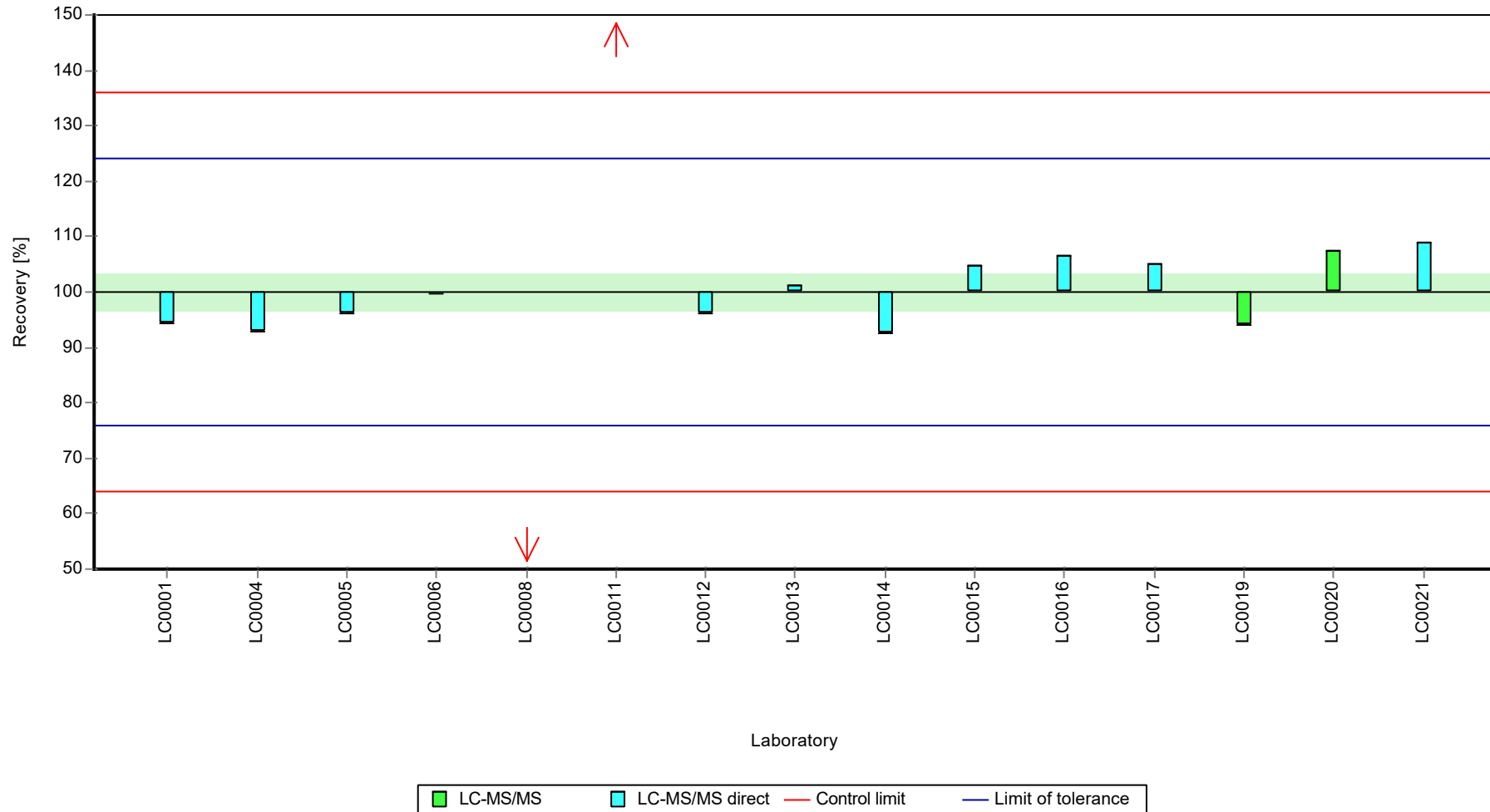
Results



Parameter oriented report Pharmaceuticals, Industrial Chemicals and Artificial Sweeteners - AZ9

Sample: AZ9B, Parameter: Sulfamethoxazole

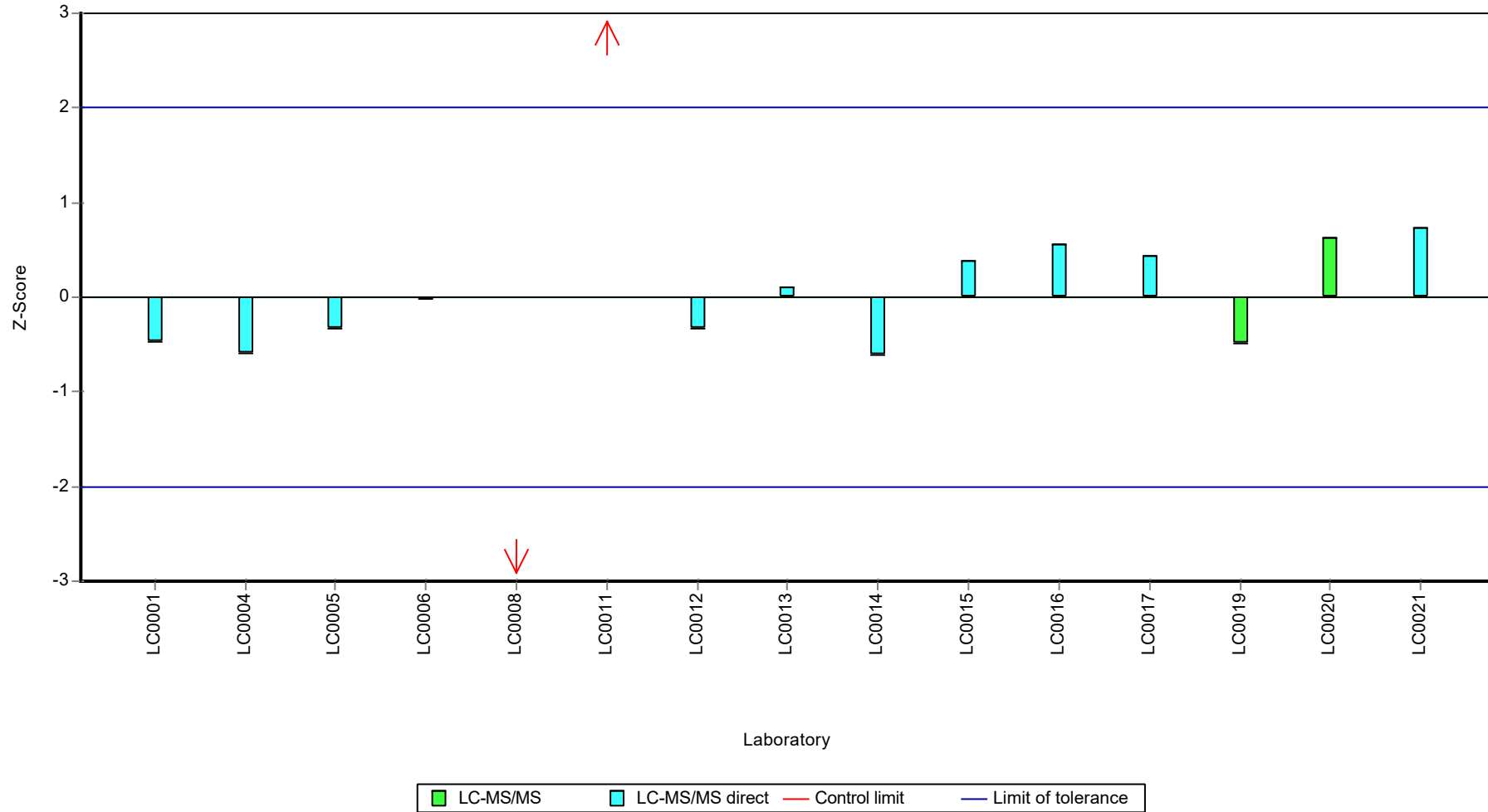
Recovery rate



Parameter oriented report Pharmaceuticals, Industrial Chemicals and Artificial Sweeteners - AZ9

Sample: AZ9B, Parameter: Sulfamethoxazole

Z-score



## **E8. Labororientierte Auswertung / Laboratory oriented report**

Die Labororientierte Auswertung ist nach dem Laborcode sortiert.

The laboratory oriented report is sorted by laboratory code.



Summary of results Pharmaceuticals, Industrial Chemicals and Artificial Sweeteners - AZ9

Labcode: LC0001

Sample: AZ9A

Parameter	Unit	Assigned value ± U (k=2)	Result ± U	Criterion	Recovery [%]	z-Score
4-Acetylaminoantipyrine	µg/l	0.251 ± 0.0249	0.256 ± 0.032	0.0326	102	0.15
4-Formylaminoantipyrine	µg/l	0.451 ± 0.0266	0.412 ± 0.0515	0.0324	91.5	-1.19
10,11-Dihydro-10,11-Dihydroxycarbamazepine	µg/l	0.178 ± 0.0328	0.152 ± 0.019	0.0409	85.5	-0.63
Acesulfame	µg/l	0.67 ± 0.0629	0.7269 ± 0.091	0.114	109	0.50
Amidotrizoic acid	µg/l	1.87 ± 0.0965	2.312 ± 0.289	0.467	124	0.95
Atenolol	µg/l	0.855 ± 0.0663	0.806 ± 0.101	0.214	94.3	-0.23
Benzotriazole	µg/l	1.8 ± 0.0607	1.834 ± 0.229	0.215	102	0.18
Bisoprolol	µg/l	- ± -	0.442 ± 0.055	-	-	-
Carbamazepine	µg/l	0.301 ± 0.0128	0.323 ± 0.0405	0.0391	107	0.56
Cyclamate	µg/l	0.44 ± 0.0365	0.481 ± 0.06	0.132	109	0.32
Diazepam	µg/l	0.288 ± 0.0288	- ± -	0.0403	-	-
Diclofenac	µg/l	0.306 ± 0.0357	0.308 ± 0.0385	0.0704	101	0.02
Ibuprofen	µg/l	0.192 ± 0.0072	0.185 ± 0.023	0.00961	96.3	-0.75
Iopamidol	µg/l	1.44 ± 0.0149	1.623 ± 0.203	0.332	113	0.55
Metoprolol	µg/l	0.14 ± 0.0117	0.133 ± 0.0165	0.0279	95.2	-0.24
Saccharin	µg/l	1.28 ± 0.135	- ± -	0.282	-	-
Sotalol	µg/l	0.272 ± 0.0153	0.277 ± 0.0345	0.0599	102	0.08
Sucralose	µg/l	2.42 ± 0.215	2.571 ± 0.3215	0.726	106	0.21
Sulfamethoxazole	µg/l	0.973 ± 0.059	0.728 ± 0.091	0.117	74.8	-2.10

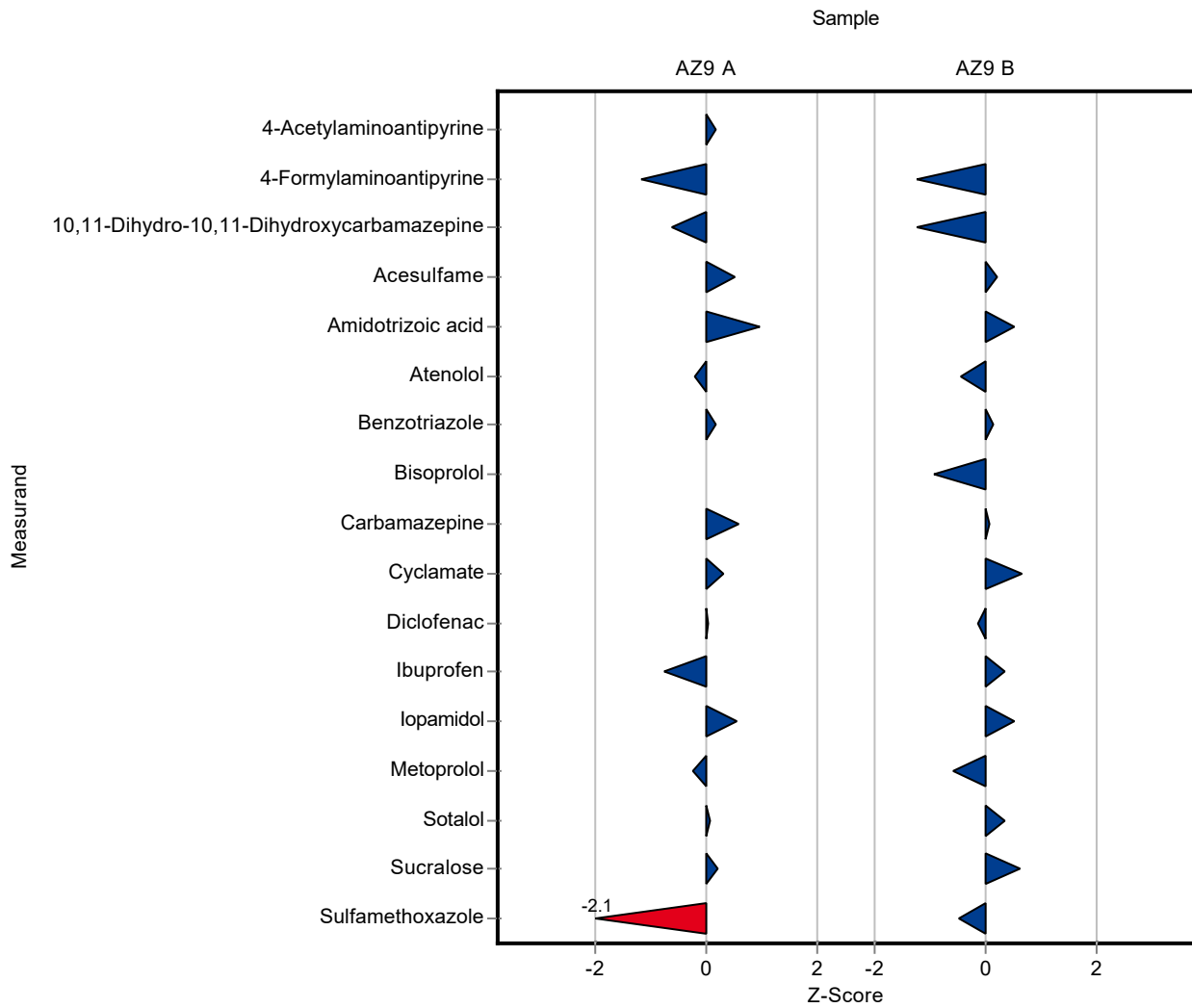
Sample: AZ9B

Parameter	Unit	Assigned value ± U (k=2)	Result ± U	Criterion	Recovery [%]	z-Score
4-Acetylaminoantipyrine	µg/l	- ± -	3.249 ± 0.406	-	-	-
4-Formylaminoantipyrine	µg/l	5.89 ± 0.233	5.547 ± 0.6935	0.283	94.1	-1.23
10,11-Dihydro-10,11-Dihydroxycarbamazepine	µg/l	1.28 ± 0.157	1.045 ± 0.1305	0.192	81.7	-1.22
Acesulfame	µg/l	0.947 ± 0.0826	0.9808 ± 0.1225	0.161	104	0.21
Amidotrizoic acid	µg/l	2.07 ± 0.106	2.333 ± 0.2915	0.517	113	0.51
Atenolol	µg/l	1.01 ± 0.0967	0.901 ± 0.1125	0.253	89.2	-0.43

Summary of results Pharmaceuticals, Industrial Chemicals and Artificial  
Sweeteners - AZ9

Labcode: LC0001

Parameter	Unit	Assigned value ± U (k=2)	Result ± U	Criterion	Recovery [%]	z-Score
Benzotriazole	µg/l	11.3 ± 0.524	11.477 ± 1.4345	1.35	102	0.16
Bisoprolol	µg/l	0.619 ± 0.149	0.451 ± 0.0565	0.186	72.9	-0.90
Carbamazepine	µg/l	1.09 ± 0.00928	1.099 ± 0.1375	0.142	101	0.07
Cyclamate	µg/l	0.609 ± 0.0519	0.73 ± 0.0915	0.183	120	0.67
Diazepam	µg/l	0.317 ± 0.0225	- ± -	0.0317	-	-
Diclofenac	µg/l	4.4 ± 0.142	4.311 ± 0.539	0.616	98	-0.15
Ibuprofen	µg/l	0.941 ± 0.0311	0.961 ± 0.12	0.0546	102	0.37
Iopamidol	µg/l	38 ± 1.61	42.608 ± 5.326	8.74	112	0.53
Metoprolol	µg/l	0.523 ± 0.035	0.463 ± 0.058	0.105	88.5	-0.57
Saccharin	µg/l	2.2 ± 0.254	- ± -	0.484	-	-
Sotalol	µg/l	1.32 ± 0.161	1.424 ± 0.178	0.291	108	0.35
Sucralose	µg/l	18 ± 1.99	21.456 ± 2.682	5.4	119	0.64
Sulfamethoxazole	µg/l	2.07 ± 0.069	1.958 ± 0.245	0.249	94.4	-0.46



Sample: AZ9A

Parameter	Unit	Assigned value ± U (k=2)	Result ± U	Criterion	Recovery [%]	En-Score
4-Acetylaminoantipyrine	µg/l	0.251 ± 0.0249	0.256 ± 0.032	0.0326	102	0.07
4-Formylaminoantipyrine	µg/l	0.451 ± 0.0266	0.412 ± 0.0515	0.0324	91.5	-0.36
10,11-Dihydro-10,11-Dihydroxycarbamazepine	µg/l	0.178 ± 0.0328	0.152 ± 0.019	0.0409	85.5	-0.52
Acesulfame	µg/l	0.67 ± 0.0629	0.7269 ± 0.091	0.114	109	0.30
Amidotrizoic acid	µg/l	1.87 ± 0.0965	2.312 ± 0.289	0.467	124	0.76
Atenolol	µg/l	0.855 ± 0.0663	0.806 ± 0.101	0.214	94.3	-0.23
Benzotriazole	µg/l	1.8 ± 0.0607	1.834 ± 0.229	0.215	102	0.08
Bisoprolol	µg/l	- ± -	0.442 ± 0.055	-	-	-
Carbamazepine	µg/l	0.301 ± 0.0128	0.323 ± 0.0405	0.0391	107	0.27
Cyclamate	µg/l	0.44 ± 0.0365	0.481 ± 0.06	0.132	109	0.33
Diazepam	µg/l	0.288 ± 0.0288	- ± -	0.0403	-	-
Diclofenac	µg/l	0.306 ± 0.0357	0.308 ± 0.0385	0.0704	101	0.02
Ibuprofen	µg/l	0.192 ± 0.0072	0.185 ± 0.023	0.00961	96.3	-0.15
Iopamidol	µg/l	1.44 ± 0.0149	1.623 ± 0.203	0.332	113	0.45
Metoprolol	µg/l	0.14 ± 0.0117	0.133 ± 0.0165	0.0279	95.2	-0.19
Saccharin	µg/l	1.28 ± 0.135	- ± -	0.282	-	-
Sotalol	µg/l	0.272 ± 0.0153	0.277 ± 0.0345	0.0599	102	0.07
Sucralose	µg/l	2.42 ± 0.215	2.571 ± 0.3215	0.726	106	0.22
Sulfamethoxazole	µg/l	0.973 ± 0.059	0.728 ± 0.091	0.117	74.8	-1.28

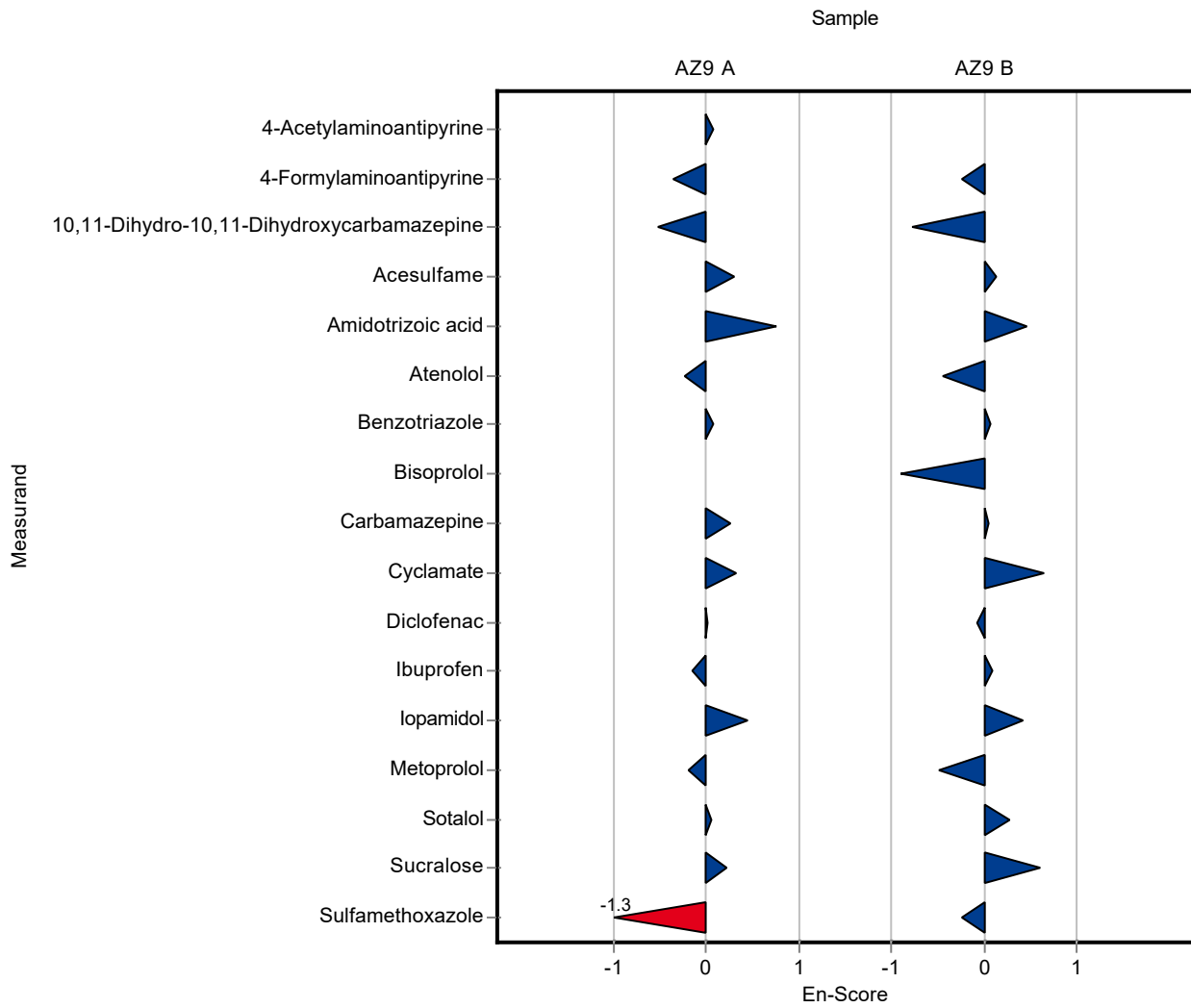
Sample: AZ9B

Parameter	Unit	Assigned value ± U (k=2)	Result ± U	Criterion	Recovery [%]	En-Score
4-Acetylaminoantipyrine	µg/l	- ± -	3.249 ± 0.406	-	-	-
4-Formylaminoantipyrine	µg/l	5.89 ± 0.233	5.547 ± 0.6935	0.283	94.1	-0.25
10,11-Dihydro-10,11-Dihydroxycarbamazepine	µg/l	1.28 ± 0.157	1.045 ± 0.1305	0.192	81.7	-0.77
Acesulfame	µg/l	0.947 ± 0.0826	0.9808 ± 0.1225	0.161	104	0.13
Amidotrizoic acid	µg/l	2.07 ± 0.106	2.333 ± 0.2915	0.517	113	0.45
Atenolol	µg/l	1.01 ± 0.0967	0.901 ± 0.1125	0.253	89.2	-0.45

Summary of results Pharmaceuticals, Industrial Chemicals and Artificial  
Sweeteners - AZ9 - En-Score

Labcode: LC0001

Parameter	Unit	Assigned value ± U (k=2)	Result ± U	Criterion	Recovery [%]	En-Score
Benzotriazole	µg/l	11.3 ± 0.524	11.477 ± 1.4345	1.35	102	0.07
Bisoprolol	µg/l	0.619 ± 0.149	0.451 ± 0.0565	0.186	72.9	-0.90
Carbamazepine	µg/l	1.09 ± 0.00928	1.099 ± 0.1375	0.142	101	0.04
Cyclamate	µg/l	0.609 ± 0.0519	0.73 ± 0.0915	0.183	120	0.64
Diazepam	µg/l	0.317 ± 0.0225	- ± -	0.0317	-	-
Diclofenac	µg/l	4.4 ± 0.142	4.311 ± 0.539	0.616	98	-0.08
Ibuprofen	µg/l	0.941 ± 0.0311	0.961 ± 0.12	0.0546	102	0.08
Iopamidol	µg/l	38 ± 1.61	42.608 ± 5.326	8.74	112	0.43
Metoprolol	µg/l	0.523 ± 0.035	0.463 ± 0.058	0.105	88.5	-0.50
Saccharin	µg/l	2.2 ± 0.254	- ± -	0.484	-	-
Sotalol	µg/l	1.32 ± 0.161	1.424 ± 0.178	0.291	108	0.26
Sucralose	µg/l	18 ± 1.99	21.456 ± 2.682	5.4	119	0.60
Sulfamethoxazole	µg/l	2.07 ± 0.069	1.958 ± 0.245	0.249	94.4	-0.23



Sample: AZ9A

Parameter	Unit	Assigned value ± U (k=2)	Result ± U	Criterion	Recovery [%]	z-Score
4-Acetylaminoantipyrine	µg/l	0.251 ± 0.0249	- ± -	0.0326	-	-
4-Formylaminoantipyrine	µg/l	0.451 ± 0.0266	- ± -	0.0324	-	-
10,11-Dihydro-10,11-Dihydroxycarbamazepine	µg/l	0.178 ± 0.0328	- ± -	0.0409	-	-
Acesulfame	µg/l	0.67 ± 0.0629	0.85 ± 0.09	0.114	127	1.58
Amidotrizoic acid	µg/l	1.87 ± 0.0965	2.03 ± 0.37	0.467	109	0.35
Atenolol	µg/l	0.855 ± 0.0663	- ± -	0.214	-	-
Benzotriazole	µg/l	1.8 ± 0.0607	- ± -	0.215	-	-
Bisoprolol	µg/l	- ± -	- ± -	-	-	-
Carbamazepine	µg/l	0.301 ± 0.0128	- ± -	0.0391	-	-
Cyclamate	µg/l	0.44 ± 0.0365	0.45 ± 0.08	0.132	102	0.08
Diazepam	µg/l	0.288 ± 0.0288	- ± -	0.0403	-	-
Diclofenac	µg/l	0.306 ± 0.0357	- ± -	0.0704	-	-
Ibuprofen	µg/l	0.192 ± 0.0072	- ± -	0.00961	-	-
Iopamidol	µg/l	1.44 ± 0.0149	1.44 ± 0.39	0.332	99.9	-0.01
Metoprolol	µg/l	0.14 ± 0.0117	- ± -	0.0279	-	-
Saccharin	µg/l	1.28 ± 0.135	1.31 ± 0.3	0.282	102	0.11
Sotalol	µg/l	0.272 ± 0.0153	- ± -	0.0599	-	-
Sucralose	µg/l	2.42 ± 0.215	2.46 ± 0.74	0.726	102	0.06
Sulfamethoxazole	µg/l	0.973 ± 0.059	- ± -	0.117	-	-

Sample: AZ9B

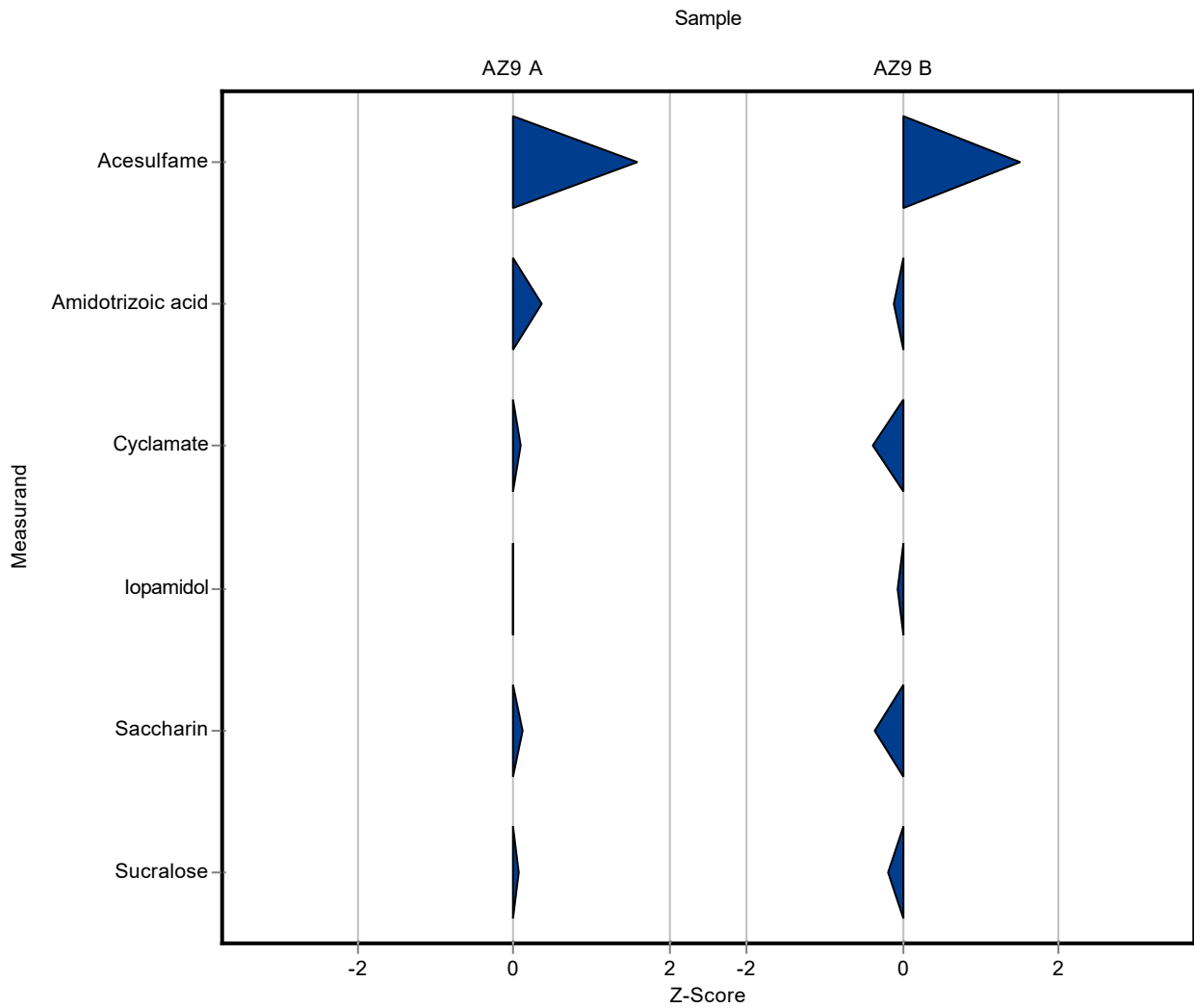
Parameter	Unit	Assigned value ± U (k=2)	Result ± U	Criterion	Recovery [%]	z-Score
4-Acetylaminoantipyrine	µg/l	- ± -	- ± -	-	-	-
4-Formylaminoantipyrine	µg/l	5.89 ± 0.233	- ± -	0.283	-	-
10,11-Dihydro-10,11-Dihydroxycarbamazepine	µg/l	1.28 ± 0.157	- ± -	0.192	-	-
Acesulfame	µg/l	0.947 ± 0.0826	1.19 ± 0.13	0.161	126	1.51
Amidotrizoic acid	µg/l	2.07 ± 0.106	2.01 ± 0.36	0.517	97.2	-0.11
Atenolol	µg/l	1.01 ± 0.0967	- ± -	0.253	-	-

Summary of results Pharmaceuticals, Industrial Chemicals and Artificial  
Sweeteners - AZ9

Labcode: LC0002

Parameter	Unit	Assigned value ± U (k=2)	Result ± U	Criterion	Recovery [%]	z-Score
Benzotriazole	µg/l	11.3 ± 0.524	- ± -	1.35	-	-
Bisoprolol	µg/l	0.619 ± 0.149	- ± -	0.186	-	-
Carbamazepine	µg/l	1.09 ± 0.00928	- ± -	0.142	-	-
Cyclamate	µg/l	0.609 ± 0.0519	0.54 ± 0.09	0.183	88.7	-0.38
Diazepam	µg/l	0.317 ± 0.0225	- ± -	0.0317	-	-
Diclofenac	µg/l	4.4 ± 0.142	- ± -	0.616	-	-
Ibuprofen	µg/l	0.941 ± 0.0311	- ± -	0.0546	-	-
Iopamidol	µg/l	38 ± 1.61	37.55 ± 10.14	8.74	98.8	-0.05
Metoprolol	µg/l	0.523 ± 0.035	- ± -	0.105	-	-
Saccharin	µg/l	2.2 ± 0.254	2.03 ± 0.47	0.484	92.2	-0.35
Sotalol	µg/l	1.32 ± 0.161	- ± -	0.291	-	-
Sucralose	µg/l	18 ± 1.99	17 ± 5.1	5.4	94.4	-0.19
Sulfamethoxazole	µg/l	2.07 ± 0.069	- ± -	0.249	-	-





Sample: AZ9A

Parameter	Unit	Assigned value ± U (k=2)	Result ± U	Criterion	Recovery [%]	En-Score
4-Acetylaminoantipyrine	µg/l	0.251 ± 0.0249	- ± -	0.0326	-	-
4-Formylaminoantipyrine	µg/l	0.451 ± 0.0266	- ± -	0.0324	-	-
10,11-Dihydro-10,11-Dihydroxycarbamazepine	µg/l	0.178 ± 0.0328	- ± -	0.0409	-	-
Acesulfame	µg/l	0.67 ± 0.0629	0.85 ± 0.09	0.114	127	0.94
Amidotrizoic acid	µg/l	1.87 ± 0.0965	2.03 ± 0.37	0.467	109	0.22
Atenolol	µg/l	0.855 ± 0.0663	- ± -	0.214	-	-
Benzotriazole	µg/l	1.8 ± 0.0607	- ± -	0.215	-	-
Bisoprolol	µg/l	- ± -	- ± -	-	-	-
Carbamazepine	µg/l	0.301 ± 0.0128	- ± -	0.0391	-	-
Cyclamate	µg/l	0.44 ± 0.0365	0.45 ± 0.08	0.132	102	0.06
Diazepam	µg/l	0.288 ± 0.0288	- ± -	0.0403	-	-
Diclofenac	µg/l	0.306 ± 0.0357	- ± -	0.0704	-	-
Ibuprofen	µg/l	0.192 ± 0.0072	- ± -	0.00961	-	-
Iopamidol	µg/l	1.44 ± 0.0149	1.44 ± 0.39	0.332	99.9	0.00
Metoprolol	µg/l	0.14 ± 0.0117	- ± -	0.0279	-	-
Saccharin	µg/l	1.28 ± 0.135	1.31 ± 0.3	0.282	102	0.05
Sotalol	µg/l	0.272 ± 0.0153	- ± -	0.0599	-	-
Sucralose	µg/l	2.42 ± 0.215	2.46 ± 0.74	0.726	102	0.03
Sulfamethoxazole	µg/l	0.973 ± 0.059	- ± -	0.117	-	-

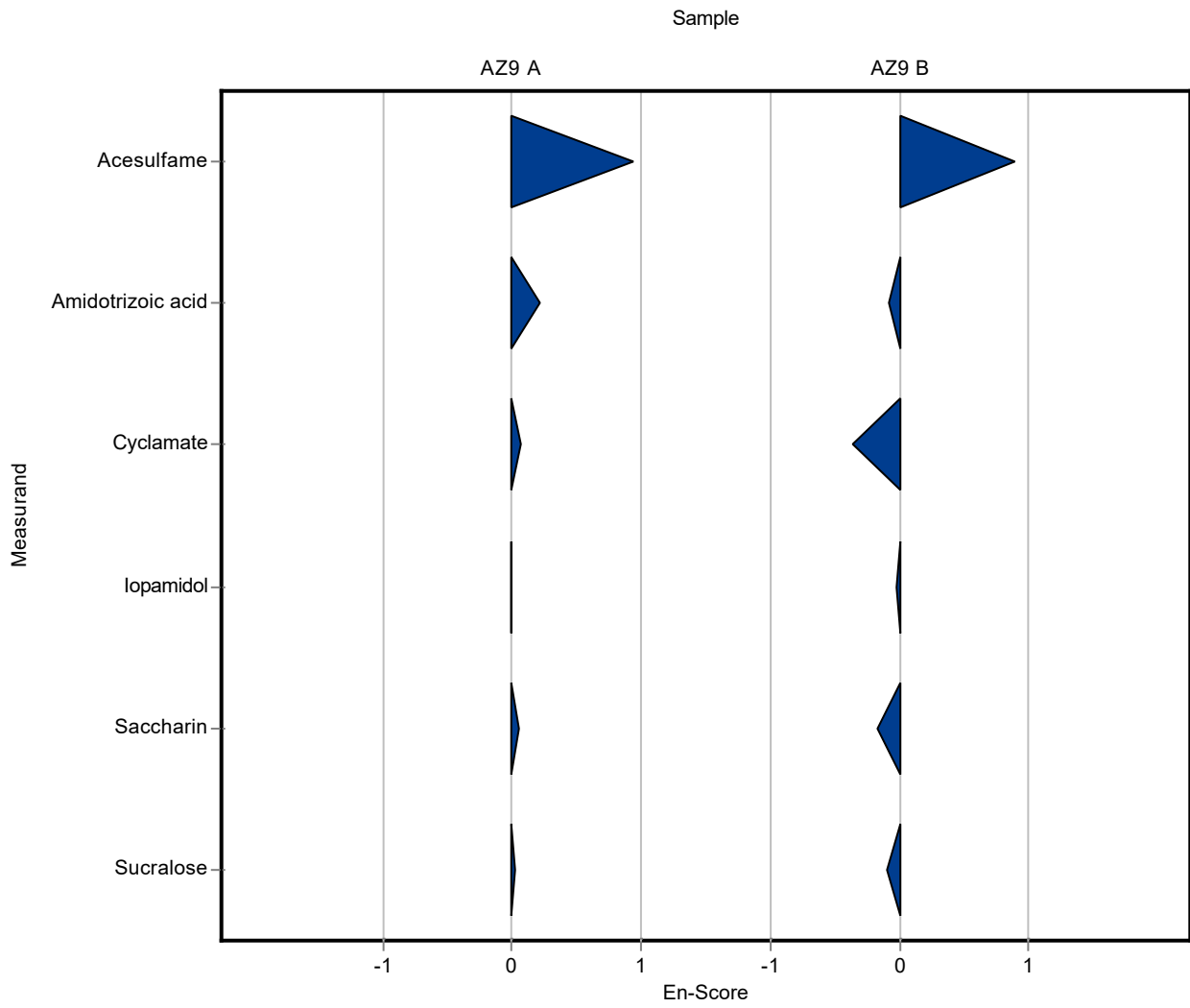
Sample: AZ9B

Parameter	Unit	Assigned value ± U (k=2)	Result ± U	Criterion	Recovery [%]	En-Score
4-Acetylaminoantipyrine	µg/l	- ± -	- ± -	-	-	-
4-Formylaminoantipyrine	µg/l	5.89 ± 0.233	- ± -	0.283	-	-
10,11-Dihydro-10,11-Dihydroxycarbamazepine	µg/l	1.28 ± 0.157	- ± -	0.192	-	-
Acesulfame	µg/l	0.947 ± 0.0826	1.19 ± 0.13	0.161	126	0.89
Amidotrizoic acid	µg/l	2.07 ± 0.106	2.01 ± 0.36	0.517	97.2	-0.08
Atenolol	µg/l	1.01 ± 0.0967	- ± -	0.253	-	-

Summary of results Pharmaceuticals, Industrial Chemicals and Artificial  
Sweeteners - AZ9 - En-Score

Labcode: LC0002

Parameter	Unit	Assigned value ± U (k=2)	Result ± U	Criterion	Recovery [%]	En-Score
Benzotriazole	µg/l	11.3 ± 0.524	- ± -	1.35	-	-
Bisoprolol	µg/l	0.619 ± 0.149	- ± -	0.186	-	-
Carbamazepine	µg/l	1.09 ± 0.00928	- ± -	0.142	-	-
Cyclamate	µg/l	0.609 ± 0.0519	0.54 ± 0.09	0.183	88.7	-0.37
Diazepam	µg/l	0.317 ± 0.0225	- ± -	0.0317	-	-
Diclofenac	µg/l	4.4 ± 0.142	- ± -	0.616	-	-
Ibuprofen	µg/l	0.941 ± 0.0311	- ± -	0.0546	-	-
Iopamidol	µg/l	38 ± 1.61	37.55 ± 10.14	8.74	98.8	-0.02
Metoprolol	µg/l	0.523 ± 0.035	- ± -	0.105	-	-
Saccharin	µg/l	2.2 ± 0.254	2.03 ± 0.47	0.484	92.2	-0.17
Sotalol	µg/l	1.32 ± 0.161	- ± -	0.291	-	-
Sucralose	µg/l	18 ± 1.99	17 ± 5.1	5.4	94.4	-0.10
Sulfamethoxazole	µg/l	2.07 ± 0.069	- ± -	0.249	-	-



Sample: AZ9A

Parameter	Unit	Assigned value ± U (k=2)	Result ± U	Criterion	Recovery [%]	z-Score
4-Acetylaminoantipyrine	µg/l	0.251 ± 0.0249	0.217 ± 0.033	0.0326	86.5	-1.04
4-Formylaminoantipyrine	µg/l	0.451 ± 0.0266	0.443 ± 0.066	0.0324	98.3	-0.23
10,11-Dihydro-10,11-Dihydroxycarbamazepine	µg/l	0.178 ± 0.0328	- ± -	0.0409	-	-
Acesulfame	µg/l	0.67 ± 0.0629	0.786 ± 0.118	0.114	117	1.02
Amidotrizoic acid	µg/l	1.87 ± 0.0965	- ± -	0.467	-	-
Atenolol	µg/l	0.855 ± 0.0663	- ± -	0.214	-	-
Benzotriazole	µg/l	1.8 ± 0.0607	1.96 ± 0.294	0.215	109	0.76
Bisoprolol	µg/l	- ± -	- ± -	-	-	-
Carbamazepine	µg/l	0.301 ± 0.0128	0.285 ± 0.043	0.0391	94.7	-0.41
Cyclamate	µg/l	0.44 ± 0.0365	- ± -	0.132	-	-
Diazepam	µg/l	0.288 ± 0.0288	- ± -	0.0403	-	-
Diclofenac	µg/l	0.306 ± 0.0357	- ± -	0.0704	-	-
Ibuprofen	µg/l	0.192 ± 0.0072	- ± -	0.00961	-	-
Iopamidol	µg/l	1.44 ± 0.0149	- ± -	0.332	-	-
Metoprolol	µg/l	0.14 ± 0.0117	0.128 ± 0.019	0.0279	91.6	-0.42
Saccharin	µg/l	1.28 ± 0.135	- ± -	0.282	-	-
Sotalol	µg/l	0.272 ± 0.0153	- ± -	0.0599	-	-
Sucralose	µg/l	2.42 ± 0.215	- ± -	0.726	-	-
Sulfamethoxazole	µg/l	0.973 ± 0.059	- ± -	0.117	-	-

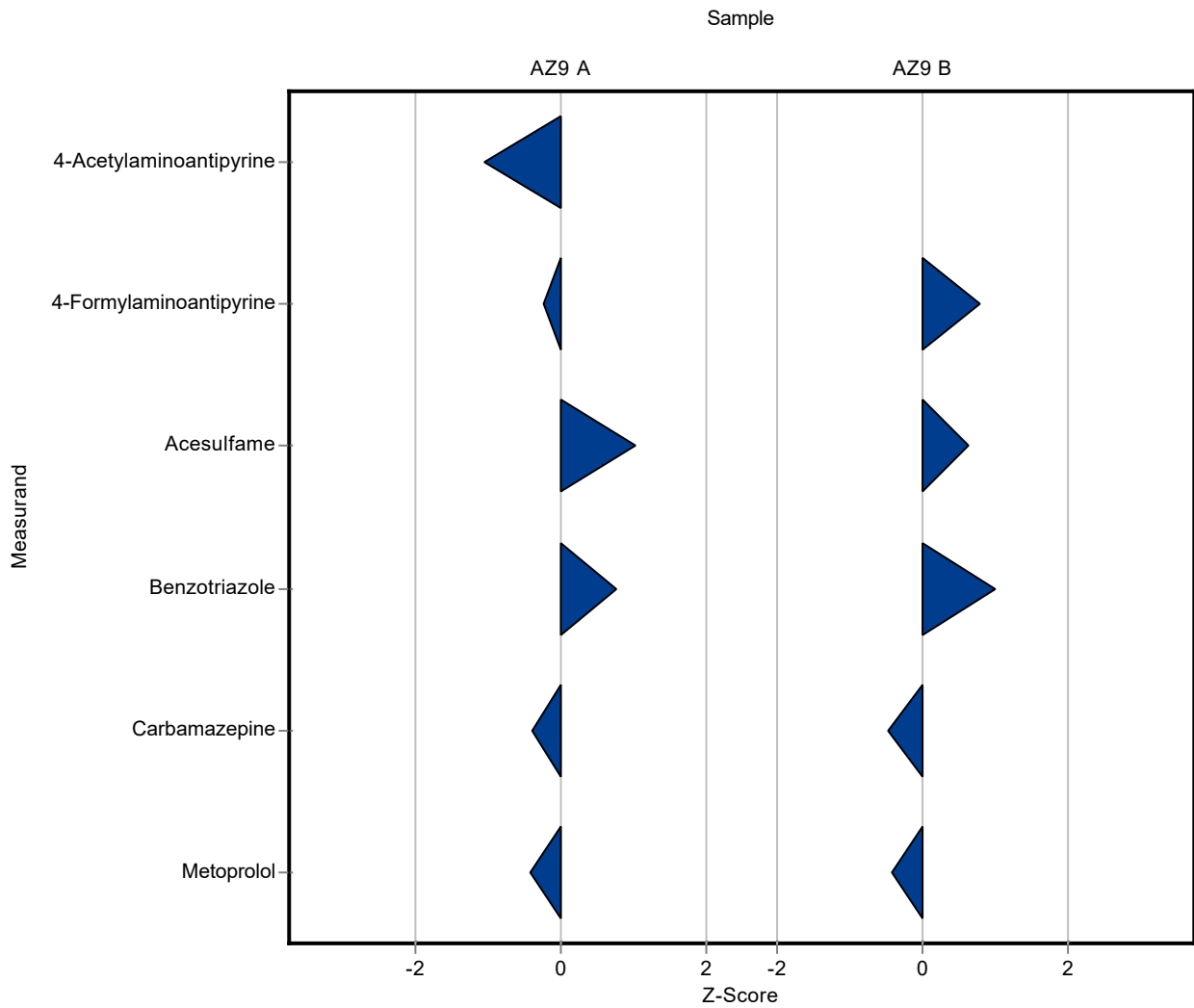
Sample: AZ9B

Parameter	Unit	Assigned value ± U (k=2)	Result ± U	Criterion	Recovery [%]	z-Score
4-Acetylaminoantipyrine	µg/l	- ± -	2.67 ± 0.401	-	-	-
4-Formylaminoantipyrine	µg/l	5.89 ± 0.233	6.12 ± 0.917	0.283	104	0.80
10,11-Dihydro-10,11-Dihydroxycarbamazepine	µg/l	1.28 ± 0.157	- ± -	0.192	-	-
Acesulfame	µg/l	0.947 ± 0.0826	1.05 ± 0.157	0.161	111	0.64
Amidotrizoic acid	µg/l	2.07 ± 0.106	- ± -	0.517	-	-
Atenolol	µg/l	1.01 ± 0.0967	- ± -	0.253	-	-

Summary of results Pharmaceuticals, Industrial Chemicals and Artificial  
Sweeteners - AZ9

Labcode: LC0003

Parameter	Unit	Assigned value ± U (k=2)	Result ± U	Criterion	Recovery [%]	z-Score
Benzotriazole	µg/l	11.3 ± 0.524	12.6 ± 1.885	1.35	112	0.99
Bisoprolol	µg/l	0.619 ± 0.149	- ± -	0.186	-	-
Carbamazepine	µg/l	1.09 ± 0.00928	1.02 ± 0.153	0.142	93.7	-0.49
Cyclamate	µg/l	0.609 ± 0.0519	- ± -	0.183	-	-
Diazepam	µg/l	0.317 ± 0.0225	- ± -	0.0317	-	-
Diclofenac	µg/l	4.4 ± 0.142	- ± -	0.616	-	-
Ibuprofen	µg/l	0.941 ± 0.0311	- ± -	0.0546	-	-
Iopamidol	µg/l	38 ± 1.61	- ± -	8.74	-	-
Metoprolol	µg/l	0.523 ± 0.035	0.479 ± 0.072	0.105	91.6	-0.42
Saccharin	µg/l	2.2 ± 0.254	- ± -	0.484	-	-
Sotalol	µg/l	1.32 ± 0.161	- ± -	0.291	-	-
Sucralose	µg/l	18 ± 1.99	- ± -	5.4	-	-
Sulfamethoxazole	µg/l	2.07 ± 0.069	- ± -	0.249	-	-



Sample: AZ9A

Parameter	Unit	Assigned value ± U (k=2)	Result ± U	Criterion	Recovery [%]	En-Score
4-Acetylaminoantipyrine	µg/l	0.251 ± 0.0249	0.217 ± 0.033	0.0326	86.5	-0.48
4-Formylaminoantipyrine	µg/l	0.451 ± 0.0266	0.443 ± 0.066	0.0324	98.3	-0.06
10,11-Dihydro-10,11-Dihydroxycarbamazepine	µg/l	0.178 ± 0.0328	- ± -	0.0409	-	-
Acesulfame	µg/l	0.67 ± 0.0629	0.786 ± 0.118	0.114	117	0.48
Amidotrizoic acid	µg/l	1.87 ± 0.0965	- ± -	0.467	-	-
Atenolol	µg/l	0.855 ± 0.0663	- ± -	0.214	-	-
Benzotriazole	µg/l	1.8 ± 0.0607	1.96 ± 0.294	0.215	109	0.28
Bisoprolol	µg/l	- ± -	- ± -	-	-	-
Carbamazepine	µg/l	0.301 ± 0.0128	0.285 ± 0.043	0.0391	94.7	-0.18
Cyclamate	µg/l	0.44 ± 0.0365	- ± -	0.132	-	-
Diazepam	µg/l	0.288 ± 0.0288	- ± -	0.0403	-	-
Diclofenac	µg/l	0.306 ± 0.0357	- ± -	0.0704	-	-
Ibuprofen	µg/l	0.192 ± 0.0072	- ± -	0.00961	-	-
Iopamidol	µg/l	1.44 ± 0.0149	- ± -	0.332	-	-
Metoprolol	µg/l	0.14 ± 0.0117	0.128 ± 0.019	0.0279	91.6	-0.29
Saccharin	µg/l	1.28 ± 0.135	- ± -	0.282	-	-
Sotalol	µg/l	0.272 ± 0.0153	- ± -	0.0599	-	-
Sucralose	µg/l	2.42 ± 0.215	- ± -	0.726	-	-
Sulfamethoxazole	µg/l	0.973 ± 0.059	- ± -	0.117	-	-

Sample: AZ9B

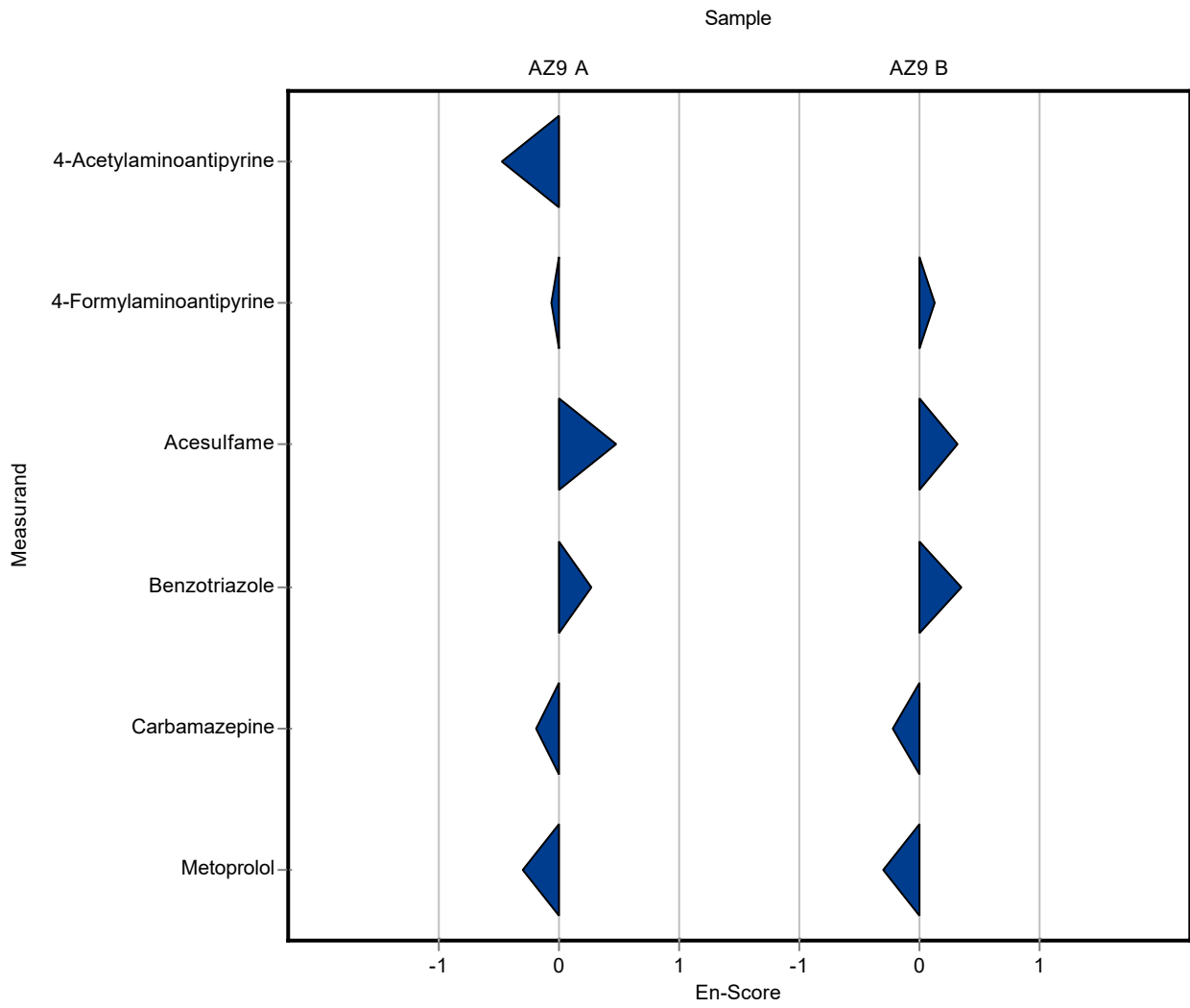
Parameter	Unit	Assigned value ± U (k=2)	Result ± U	Criterion	Recovery [%]	En-Score
4-Acetylaminoantipyrine	µg/l	- ± -	2.67 ± 0.401	-	-	-
4-Formylaminoantipyrine	µg/l	5.89 ± 0.233	6.12 ± 0.917	0.283	104	0.12
10,11-Dihydro-10,11-Dihydroxycarbamazepine	µg/l	1.28 ± 0.157	- ± -	0.192	-	-
Acesulfame	µg/l	0.947 ± 0.0826	1.05 ± 0.157	0.161	111	0.32
Amidotrizoic acid	µg/l	2.07 ± 0.106	- ± -	0.517	-	-
Atenolol	µg/l	1.01 ± 0.0967	- ± -	0.253	-	-



Summary of results Pharmaceuticals, Industrial Chemicals and Artificial  
Sweeteners - AZ9 - En-Score

Labcode: LC0003

Parameter	Unit	Assigned value ± U (k=2)	Result ± U	Criterion	Recovery [%]	En-Score
Benzotriazole	µg/l	11.3 ± 0.524	12.6 ± 1.885	1.35	112	0.35
Bisoprolol	µg/l	0.619 ± 0.149	- ± -	0.186	-	-
Carbamazepine	µg/l	1.09 ± 0.00928	1.02 ± 0.153	0.142	93.7	-0.23
Cyclamate	µg/l	0.609 ± 0.0519	- ± -	0.183	-	-
Diazepam	µg/l	0.317 ± 0.0225	- ± -	0.0317	-	-
Diclofenac	µg/l	4.4 ± 0.142	- ± -	0.616	-	-
Ibuprofen	µg/l	0.941 ± 0.0311	- ± -	0.0546	-	-
Iopamidol	µg/l	38 ± 1.61	- ± -	8.74	-	-
Metoprolol	µg/l	0.523 ± 0.035	0.479 ± 0.072	0.105	91.6	-0.30
Saccharin	µg/l	2.2 ± 0.254	- ± -	0.484	-	-
Sotalol	µg/l	1.32 ± 0.161	- ± -	0.291	-	-
Sucralose	µg/l	18 ± 1.99	- ± -	5.4	-	-
Sulfamethoxazole	µg/l	2.07 ± 0.069	- ± -	0.249	-	-



Summary of results Pharmaceuticals, Industrial Chemicals and Artificial Sweeteners - AZ9

Labcode: LC0004

### Sample: AZ9A

Parameter	Unit	Assigned value ± U (k=2)	Result ± U	Criterion	Recovery [%]	z-Score
4-Acetylaminoantipyrine	µg/l	0.251 ± 0.0249	- ± -	0.0326	-	-
4-Formylaminoantipyrine	µg/l	0.451 ± 0.0266	- ± -	0.0324	-	-
10,11-Dihydro-10,11-Dihydroxycarbamazepine	µg/l	0.178 ± 0.0328	- ± -	0.0409	-	-
Acesulfame	µg/l	0.67 ± 0.0629	0.68 ± 0.122	0.114	102	0.09
Amidotrizoic acid	µg/l	1.87 ± 0.0965	1.752 ± 0.315	0.467	93.9	-0.24
Atenolol	µg/l	0.855 ± 0.0663	0.93 ± 0.167	0.214	109	0.35
Benzotriazole	µg/l	1.8 ± 0.0607	1.673 ± 0.301	0.215	93.2	-0.57
Bisoprolol	µg/l	- ± -	- ± -	-	-	-
Carbamazepine	µg/l	0.301 ± 0.0128	0.311 ± 0.056	0.0391	103	0.26
Cyclamate	µg/l	0.44 ± 0.0365	0.399 ± 0.072	0.132	90.8	-0.31
Diazepam	µg/l	0.288 ± 0.0288	- ± -	0.0403	-	-
Diclofenac	µg/l	0.306 ± 0.0357	0.268 ± 0.048	0.0704	87.5	-0.54
Ibuprofen	µg/l	0.192 ± 0.0072	0.194 ± 0.035	0.00961	101	0.19
Iopamidol	µg/l	1.44 ± 0.0149	1.418 ± 0.255	0.332	98.4	-0.07
Metoprolol	µg/l	0.14 ± 0.0117	0.135 ± 0.024	0.0279	96.6	-0.17
Saccharin	µg/l	1.28 ± 0.135	1.211 ± 0.218	0.282	94.6	-0.25
Sotalol	µg/l	0.272 ± 0.0153	- ± -	0.0599	-	-
Sucralose	µg/l	2.42 ± 0.215	2.466 ± 0.444	0.726	102	0.06
Sulfamethoxazole	µg/l	0.973 ± 0.059	0.918 ± 0.165	0.117	94.4	-0.47

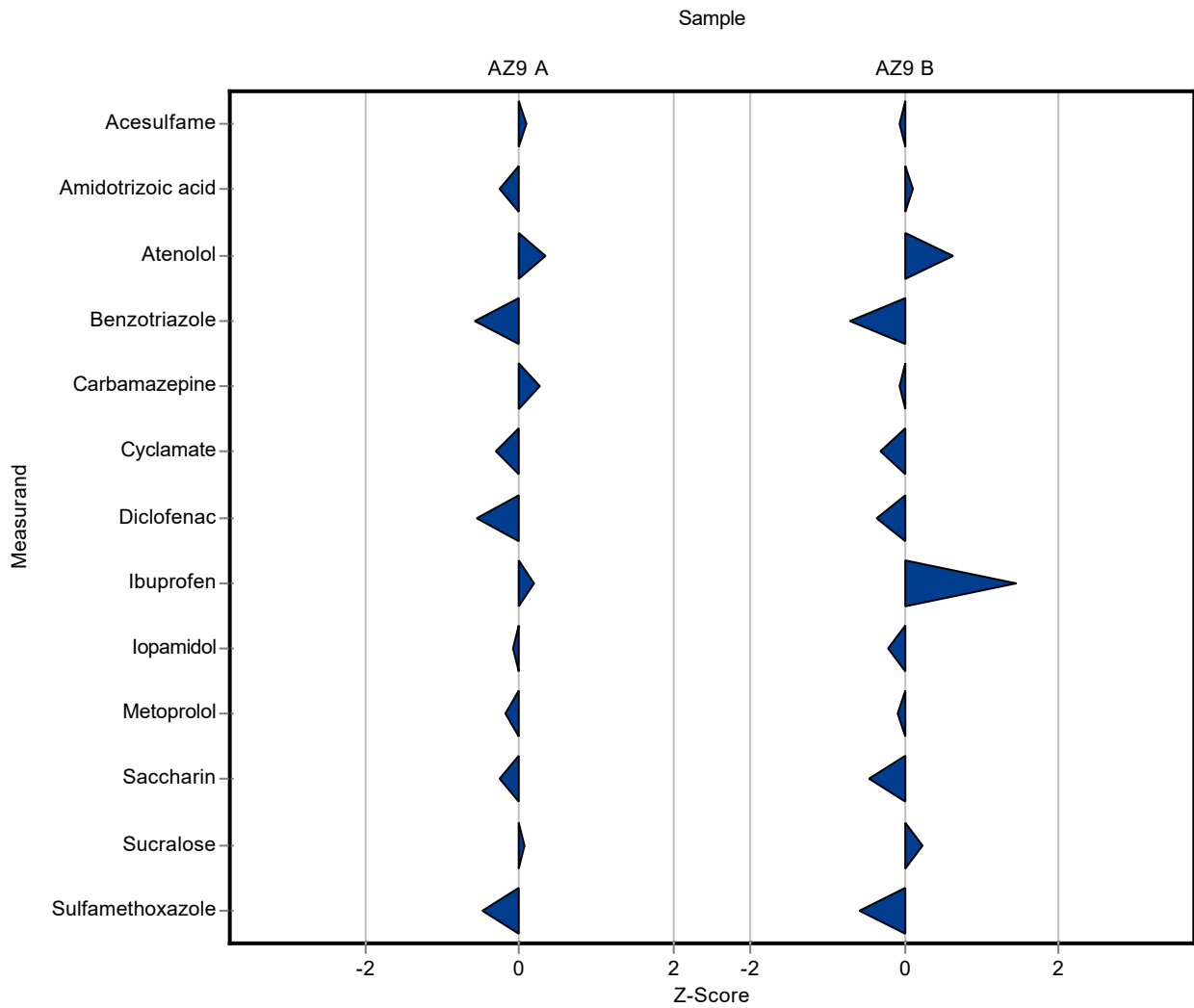
### Sample: AZ9B

Parameter	Unit	Assigned value ± U (k=2)	Result ± U	Criterion	Recovery [%]	z-Score
4-Acetylaminoantipyrine	µg/l	- ± -	- ± -	-	-	-
4-Formylaminoantipyrine	µg/l	5.89 ± 0.233	- ± -	0.283	-	-
10,11-Dihydro-10,11-Dihydroxycarbamazepine	µg/l	1.28 ± 0.157	- ± -	0.192	-	-
Acesulfame	µg/l	0.947 ± 0.0826	0.936 ± 0.168	0.161	98.8	-0.07
Amidotrizoic acid	µg/l	2.07 ± 0.106	2.125 ± 0.383	0.517	103	0.11
Atenolol	µg/l	1.01 ± 0.0967	1.168 ± 0.21	0.253	116	0.63

Summary of results Pharmaceuticals, Industrial Chemicals and Artificial  
Sweeteners - AZ9

Labcode: LC0004

Parameter	Unit	Assigned value ± U (k=2)	Result ± U	Criterion	Recovery [%]	z-Score
Benzotriazole	µg/l	11.3 ± 0.524	10.293 ± 1.853	1.35	91.4	-0.72
Bisoprolol	µg/l	0.619 ± 0.149	- ± -	0.186	-	-
Carbamazepine	µg/l	1.09 ± 0.00928	1.08 ± 0.194	0.142	99.2	-0.06
Cyclamate	µg/l	0.609 ± 0.0519	0.552 ± 0.099	0.183	90.7	-0.31
Diazepam	µg/l	0.317 ± 0.0225	- ± -	0.0317	-	-
Diclofenac	µg/l	4.4 ± 0.142	4.175 ± 0.751	0.616	94.9	-0.37
Ibuprofen	µg/l	0.941 ± 0.0311	1.02 ± 0.184	0.0546	108	1.45
Iopamidol	µg/l	38 ± 1.61	36.1 ± 6.498	8.74	94.9	-0.22
Metoprolol	µg/l	0.523 ± 0.035	0.513 ± 0.092	0.105	98.1	-0.10
Saccharin	µg/l	2.2 ± 0.254	1.975 ± 0.355	0.484	89.7	-0.47
Sotalol	µg/l	1.32 ± 0.161	- ± -	0.291	-	-
Sucralose	µg/l	18 ± 1.99	19.279 ± 3.47	5.4	107	0.24
Sulfamethoxazole	µg/l	2.07 ± 0.069	1.924 ± 0.346	0.249	92.8	-0.60



Sample: AZ9A

Parameter	Unit	Assigned value ± U (k=2)	Result ± U	Criterion	Recovery [%]	En-Score
4-Acetylaminoantipyrine	µg/l	0.251 ± 0.0249	- ± -	0.0326	-	-
4-Formylaminoantipyrine	µg/l	0.451 ± 0.0266	- ± -	0.0324	-	-
10,11-Dihydro-10,11-Dihydroxycarbamazepine	µg/l	0.178 ± 0.0328	- ± -	0.0409	-	-
Acesulfame	µg/l	0.67 ± 0.0629	0.68 ± 0.122	0.114	102	0.04
Amidotrizoic acid	µg/l	1.87 ± 0.0965	1.752 ± 0.315	0.467	93.9	-0.18
Atenolol	µg/l	0.855 ± 0.0663	0.93 ± 0.167	0.214	109	0.22
Benzotriazole	µg/l	1.8 ± 0.0607	1.673 ± 0.301	0.215	93.2	-0.20
Bisoprolol	µg/l	- ± -	- ± -	-	-	-
Carbamazepine	µg/l	0.301 ± 0.0128	0.311 ± 0.056	0.0391	103	0.09
Cyclamate	µg/l	0.44 ± 0.0365	0.399 ± 0.072	0.132	90.8	-0.27
Diazepam	µg/l	0.288 ± 0.0288	- ± -	0.0403	-	-
Diclofenac	µg/l	0.306 ± 0.0357	0.268 ± 0.048	0.0704	87.5	-0.37
Ibuprofen	µg/l	0.192 ± 0.0072	0.194 ± 0.035	0.00961	101	0.03
Iopamidol	µg/l	1.44 ± 0.0149	1.418 ± 0.255	0.332	98.4	-0.05
Metoprolol	µg/l	0.14 ± 0.0117	0.135 ± 0.024	0.0279	96.6	-0.10
Saccharin	µg/l	1.28 ± 0.135	1.211 ± 0.218	0.282	94.6	-0.15
Sotalol	µg/l	0.272 ± 0.0153	- ± -	0.0599	-	-
Sucralose	µg/l	2.42 ± 0.215	2.466 ± 0.444	0.726	102	0.05
Sulfamethoxazole	µg/l	0.973 ± 0.059	0.918 ± 0.165	0.117	94.4	-0.16

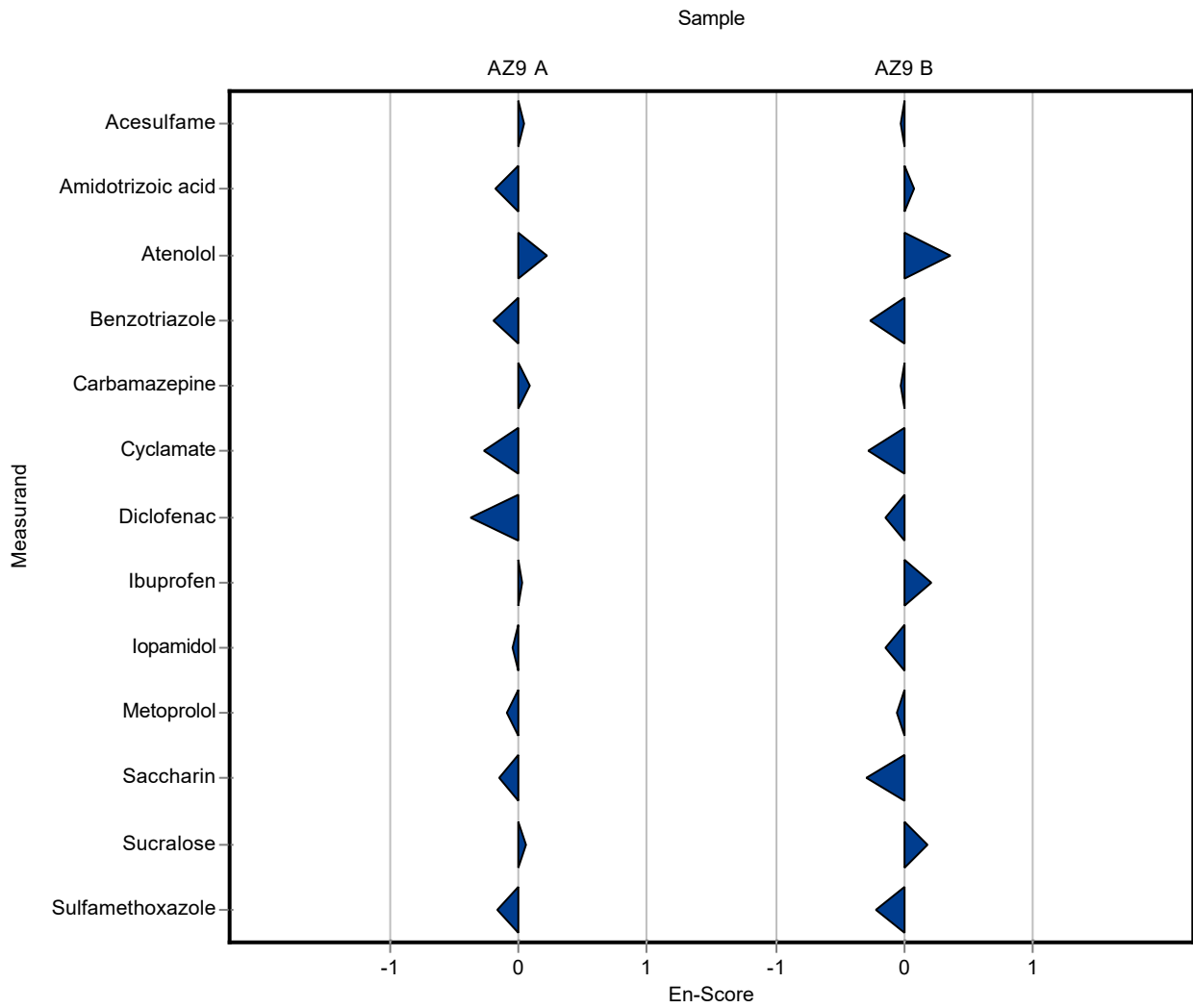
Sample: AZ9B

Parameter	Unit	Assigned value ± U (k=2)	Result ± U	Criterion	Recovery [%]	En-Score
4-Acetylaminoantipyrine	µg/l	- ± -	- ± -	-	-	-
4-Formylaminoantipyrine	µg/l	5.89 ± 0.233	- ± -	0.283	-	-
10,11-Dihydro-10,11-Dihydroxycarbamazepine	µg/l	1.28 ± 0.157	- ± -	0.192	-	-
Acesulfame	µg/l	0.947 ± 0.0826	0.936 ± 0.168	0.161	98.8	-0.03
Amidotrizoic acid	µg/l	2.07 ± 0.106	2.125 ± 0.383	0.517	103	0.07
Atenolol	µg/l	1.01 ± 0.0967	1.168 ± 0.21	0.253	116	0.37

Summary of results Pharmaceuticals, Industrial Chemicals and Artificial  
Sweeteners - AZ9 - En-Score

Labcode: LC0004

Parameter	Unit	Assigned value ± U (k=2)	Result ± U	Criterion	Recovery [%]	En-Score
Benzotriazole	µg/l	11.3 ± 0.524	10.293 ± 1.853	1.35	91.4	-0.26
Bisoprolol	µg/l	0.619 ± 0.149	- ± -	0.186	-	-
Carbamazepine	µg/l	1.09 ± 0.00928	1.08 ± 0.194	0.142	99.2	-0.02
Cyclamate	µg/l	0.609 ± 0.0519	0.552 ± 0.099	0.183	90.7	-0.28
Diazepam	µg/l	0.317 ± 0.0225	- ± -	0.0317	-	-
Diclofenac	µg/l	4.4 ± 0.142	4.175 ± 0.751	0.616	94.9	-0.15
Ibuprofen	µg/l	0.941 ± 0.0311	1.02 ± 0.184	0.0546	108	0.21
Iopamidol	µg/l	38 ± 1.61	36.1 ± 6.498	8.74	94.9	-0.15
Metoprolol	µg/l	0.523 ± 0.035	0.513 ± 0.092	0.105	98.1	-0.05
Saccharin	µg/l	2.2 ± 0.254	1.975 ± 0.355	0.484	89.7	-0.30
Sotalol	µg/l	1.32 ± 0.161	- ± -	0.291	-	-
Sucralose	µg/l	18 ± 1.99	19.279 ± 3.47	5.4	107	0.18
Sulfamethoxazole	µg/l	2.07 ± 0.069	1.924 ± 0.346	0.249	92.8	-0.21





Summary of results Pharmaceuticals, Industrial Chemicals and Artificial Sweeteners - AZ9

Labcode: LC0005

Sample: AZ9A

Parameter	Unit	Assigned value ± U (k=2)	Result ± U	Criterion	Recovery [%]	z-Score
4-Acetylaminoantipyrine	µg/l	0.251 ± 0.0249	0.287 ± 0.0183	0.0326	114	1.10
4-Formylaminoantipyrine	µg/l	0.451 ± 0.0266	0.454 ± 0.0282	0.0324	101	0.11
10,11-Dihydro-10,11-Dihydroxycarbamazepine	µg/l	0.178 ± 0.0328	- ± -	0.0409	-	-
Acesulfame	µg/l	0.67 ± 0.0629	0.762 ± 0.0556	0.114	114	0.81
Amidotrizoic acid	µg/l	1.87 ± 0.0965	1.88 ± 0.224	0.467	101	0.03
Atenolol	µg/l	0.855 ± 0.0663	- ± -	0.214	-	-
Benzotriazole	µg/l	1.8 ± 0.0607	1.75 ± 0.197	0.215	97.5	-0.21
Bisoprolol	µg/l	- ± -	- ± -	-	-	-
Carbamazepine	µg/l	0.301 ± 0.0128	0.308 ± 0.0231	0.0391	102	0.18
Cyclamate	µg/l	0.44 ± 0.0365	- ± -	0.132	-	-
Diazepam	µg/l	0.288 ± 0.0288	- ± -	0.0403	-	-
Diclofenac	µg/l	0.306 ± 0.0357	0.352 ± 0.0299	0.0704	115	0.65
Ibuprofen	µg/l	0.192 ± 0.0072	0.192 ± 0.0106	0.00961	99.9	-0.02
Iopamidol	µg/l	1.44 ± 0.0149	1.45 ± 0.126	0.332	101	0.02
Metoprolol	µg/l	0.14 ± 0.0117	0.136 ± 0.01	0.0279	97.4	-0.13
Saccharin	µg/l	1.28 ± 0.135	- ± -	0.282	-	-
Sotalol	µg/l	0.272 ± 0.0153	0.267 ± 0.0195	0.0599	98.1	-0.09
Sucralose	µg/l	2.42 ± 0.215	- ± -	0.726	-	-
Sulfamethoxazole	µg/l	0.973 ± 0.059	1.02 ± 0.115	0.117	105	0.41

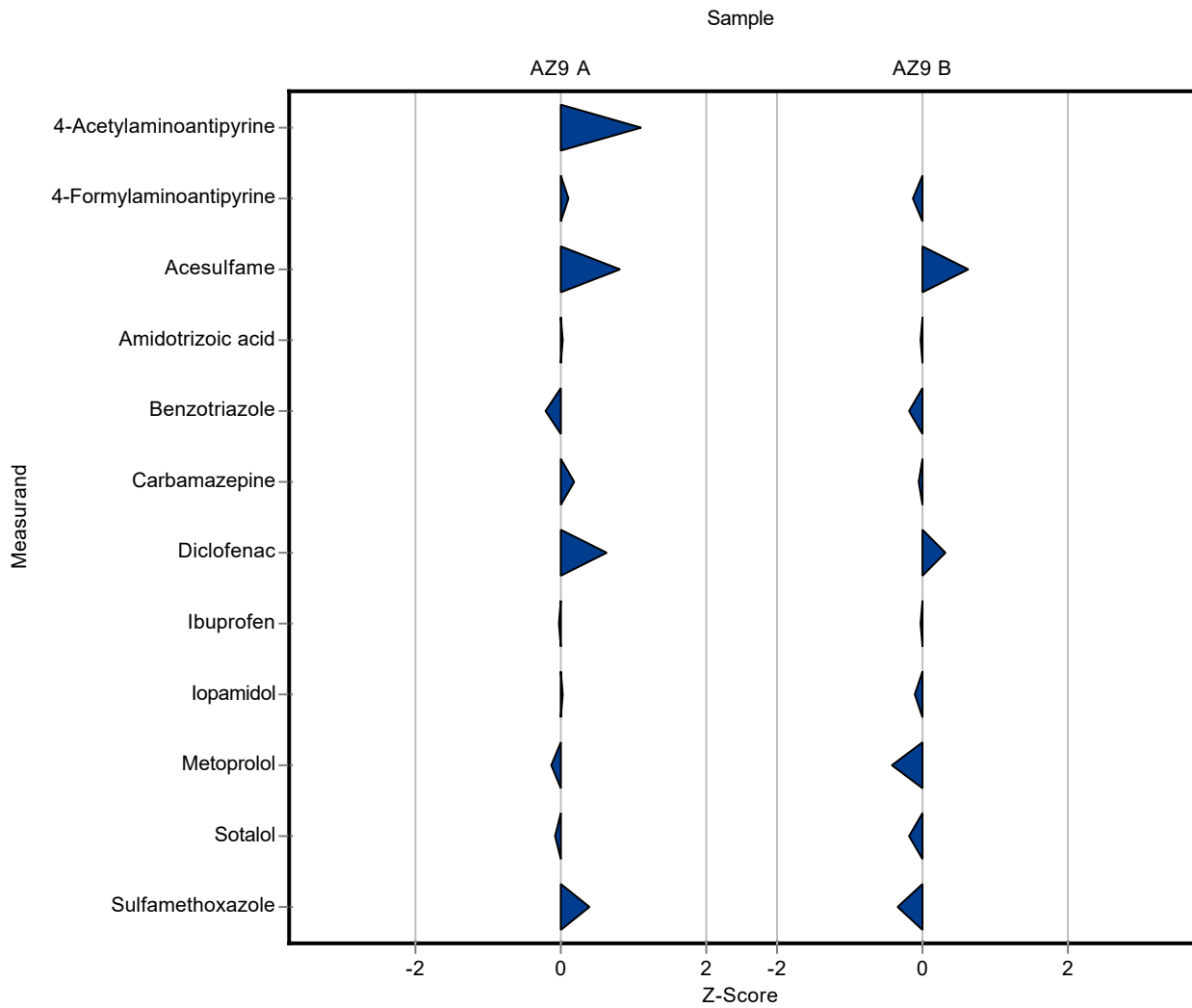
Sample: AZ9B

Parameter	Unit	Assigned value ± U (k=2)	Result ± U	Criterion	Recovery [%]	z-Score
4-Acetylaminoantipyrine	µg/l	- ± -	3.29 ± 0.21	-	-	-
4-Formylaminoantipyrine	µg/l	5.89 ± 0.233	5.86 ± 0.363	0.283	99.4	-0.12
10,11-Dihydro-10,11-Dihydroxycarbamazepine	µg/l	1.28 ± 0.157	- ± -	0.192	-	-
Acesulfame	µg/l	0.947 ± 0.0826	1.05 ± 0.0767	0.161	111	0.64
Amidotrizoic acid	µg/l	2.07 ± 0.106	2.05 ± 0.244	0.517	99.2	-0.03
Atenolol	µg/l	1.01 ± 0.0967	- ± -	0.253	-	-

Summary of results Pharmaceuticals, Industrial Chemicals and Artificial  
Sweeteners - AZ9

Labcode: LC0005

Parameter	Unit	Assigned value ± U (k=2)	Result ± U	Criterion	Recovery [%]	z-Score
Benzotriazole	µg/l	11.3 ± 0.524	11 ± 1.24	1.35	97.7	-0.20
Bisoprolol	µg/l	0.619 ± 0.149	- ± -	0.186	-	-
Carbamazepine	µg/l	1.09 ± 0.00928	1.08 ± 0.081	0.142	99.2	-0.06
Cyclamate	µg/l	0.609 ± 0.0519	- ± -	0.183	-	-
Diazepam	µg/l	0.317 ± 0.0225	- ± -	0.0317	-	-
Diclofenac	µg/l	4.4 ± 0.142	4.6 ± 0.391	0.616	105	0.32
Ibuprofen	µg/l	0.941 ± 0.0311	0.939 ± 0.0516	0.0546	99.8	-0.04
Iopamidol	µg/l	38 ± 1.61	37 ± 3.21	8.74	97.3	-0.12
Metoprolol	µg/l	0.523 ± 0.035	0.478 ± 0.0344	0.105	91.4	-0.43
Saccharin	µg/l	2.2 ± 0.254	- ± -	0.484	-	-
Sotalol	µg/l	1.32 ± 0.161	1.27 ± 0.0927	0.291	96.1	-0.18
Sucralose	µg/l	18 ± 1.99	- ± -	5.4	-	-
Sulfamethoxazole	µg/l	2.07 ± 0.069	1.99 ± 0.223	0.249	96	-0.34



Sample: AZ9A

Parameter	Unit	Assigned value ± U (k=2)	Result ± U	Criterion	Recovery [%]	En-Score
4-Acetylaminoantipyrine	µg/l	0.251 ± 0.0249	0.287 ± 0.0183	0.0326	114	0.81
4-Formylaminoantipyrine	µg/l	0.451 ± 0.0266	0.454 ± 0.0282	0.0324	101	0.06
10,11-Dihydro-10,11-Dihydroxycarbamazepine	µg/l	0.178 ± 0.0328	- ± -	0.0409	-	-
Acesulfame	µg/l	0.67 ± 0.0629	0.762 ± 0.0556	0.114	114	0.72
Amidotrizoic acid	µg/l	1.87 ± 0.0965	1.88 ± 0.224	0.467	101	0.03
Atenolol	µg/l	0.855 ± 0.0663	- ± -	0.214	-	-
Benzotriazole	µg/l	1.8 ± 0.0607	1.75 ± 0.197	0.215	97.5	-0.11
Bisoprolol	µg/l	- ± -	- ± -	-	-	-
Carbamazepine	µg/l	0.301 ± 0.0128	0.308 ± 0.0231	0.0391	102	0.15
Cyclamate	µg/l	0.44 ± 0.0365	- ± -	0.132	-	-
Diazepam	µg/l	0.288 ± 0.0288	- ± -	0.0403	-	-
Diclofenac	µg/l	0.306 ± 0.0357	0.352 ± 0.0299	0.0704	115	0.66
Ibuprofen	µg/l	0.192 ± 0.0072	0.192 ± 0.0106	0.00961	99.9	-0.01
Iopamidol	µg/l	1.44 ± 0.0149	1.45 ± 0.126	0.332	101	0.03
Metoprolol	µg/l	0.14 ± 0.0117	0.136 ± 0.01	0.0279	97.4	-0.16
Saccharin	µg/l	1.28 ± 0.135	- ± -	0.282	-	-
Sotalol	µg/l	0.272 ± 0.0153	0.267 ± 0.0195	0.0599	98.1	-0.13
Sucralose	µg/l	2.42 ± 0.215	- ± -	0.726	-	-
Sulfamethoxazole	µg/l	0.973 ± 0.059	1.02 ± 0.115	0.117	105	0.20

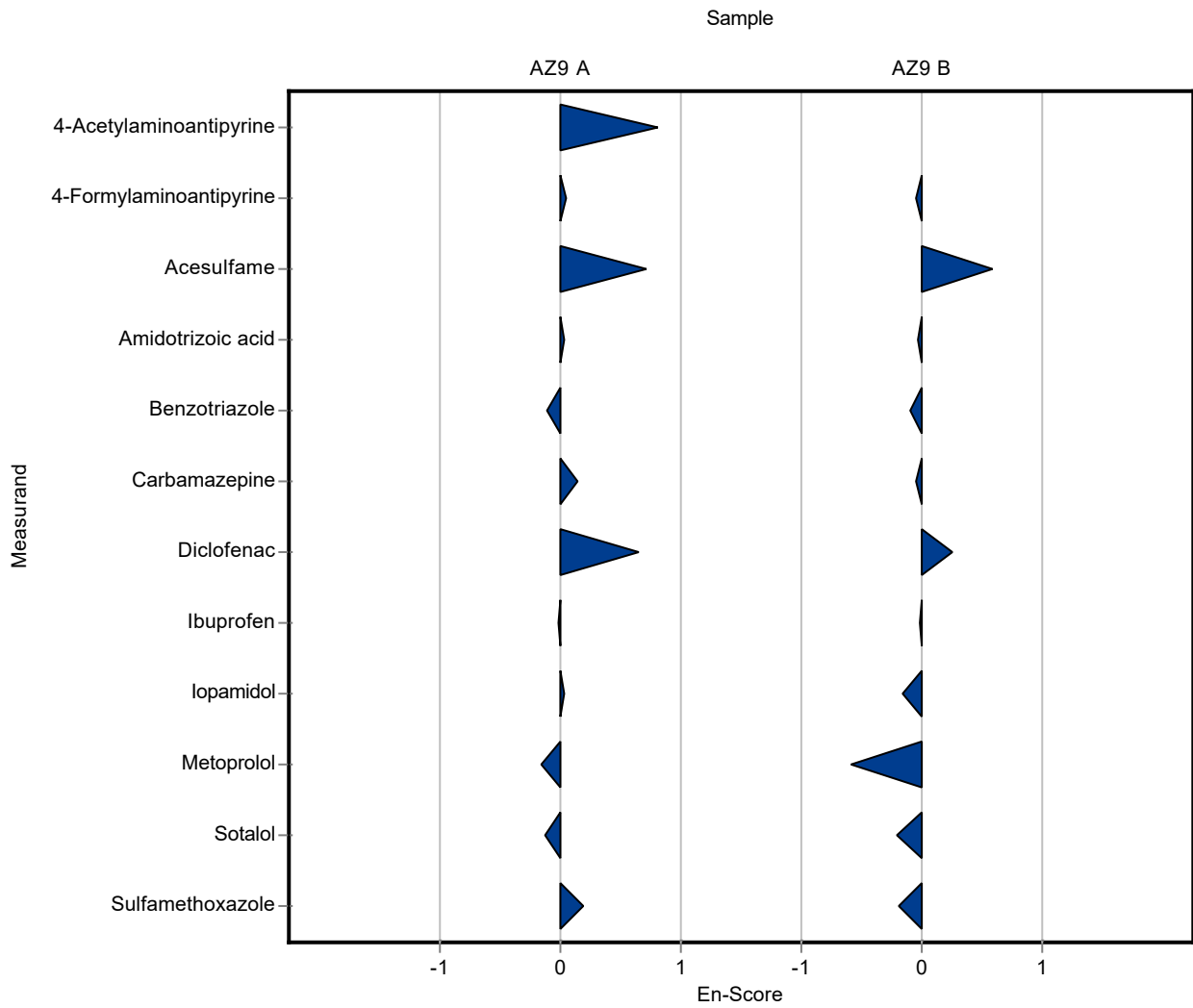
Sample: AZ9B

Parameter	Unit	Assigned value ± U (k=2)	Result ± U	Criterion	Recovery [%]	En-Score
4-Acetylaminoantipyrine	µg/l	- ± -	3.29 ± 0.21	-	-	-
4-Formylaminoantipyrine	µg/l	5.89 ± 0.233	5.86 ± 0.363	0.283	99.4	-0.05
10,11-Dihydro-10,11-Dihydroxycarbamazepine	µg/l	1.28 ± 0.157	- ± -	0.192	-	-
Acesulfame	µg/l	0.947 ± 0.0826	1.05 ± 0.0767	0.161	111	0.59
Amidotrizoic acid	µg/l	2.07 ± 0.106	2.05 ± 0.244	0.517	99.2	-0.03
Atenolol	µg/l	1.01 ± 0.0967	- ± -	0.253	-	-

Summary of results Pharmaceuticals, Industrial Chemicals and Artificial  
Sweeteners - AZ9 - En-Score

Labcode: LC0005

Parameter	Unit	Assigned value ± U (k=2)	Result ± U	Criterion	Recovery [%]	En-Score
Benzotriazole	µg/l	11.3 ± 0.524	11 ± 1.24	1.35	97.7	-0.10
Bisoprolol	µg/l	0.619 ± 0.149	- ± -	0.186	-	-
Carbamazepine	µg/l	1.09 ± 0.00928	1.08 ± 0.081	0.142	99.2	-0.06
Cyclamate	µg/l	0.609 ± 0.0519	- ± -	0.183	-	-
Diazepam	µg/l	0.317 ± 0.0225	- ± -	0.0317	-	-
Diclofenac	µg/l	4.4 ± 0.142	4.6 ± 0.391	0.616	105	0.25
Ibuprofen	µg/l	0.941 ± 0.0311	0.939 ± 0.0516	0.0546	99.8	-0.02
Iopamidol	µg/l	38 ± 1.61	37 ± 3.21	8.74	97.3	-0.15
Metoprolol	µg/l	0.523 ± 0.035	0.478 ± 0.0344	0.105	91.4	-0.58
Saccharin	µg/l	2.2 ± 0.254	- ± -	0.484	-	-
Sotalol	µg/l	1.32 ± 0.161	1.27 ± 0.0927	0.291	96.1	-0.21
Sucralose	µg/l	18 ± 1.99	- ± -	5.4	-	-
Sulfamethoxazole	µg/l	2.07 ± 0.069	1.99 ± 0.223	0.249	96	-0.18



Summary of results Pharmaceuticals, Industrial Chemicals and Artificial Sweeteners - AZ9

Labcode: LC0006

Sample: AZ9A

Parameter	Unit	Assigned value ± U (k=2)	Result ± U	Criterion	Recovery [%]	z-Score
4-Acetylaminoantipyrine	µg/l	0.251 ± 0.0249	0.298 ± 0.03	0.0326	119	1.44
4-Formylaminoantipyrine	µg/l	0.451 ± 0.0266	0.49 ± 0.049	0.0324	109	1.22
10,11-Dihydro-10,11-Dihydroxycarbamazepine	µg/l	0.178 ± 0.0328	0.239 ± 0.024	0.0409	134	1.50
Acesulfame	µg/l	0.67 ± 0.0629	0.718 ± 0.072	0.114	107	0.42
Amidotrizoic acid	µg/l	1.87 ± 0.0965	1.89 ± 0.189	0.467	101	0.05
Atenolol	µg/l	0.855 ± 0.0663	0.782 ± 0.078	0.214	91.5	-0.34
Benzotriazole	µg/l	1.8 ± 0.0607	1.95 ± 0.195	0.215	109	0.72
Bisoprolol	µg/l	- ± -	0.589 ± 0.059	-	-	-
Carbamazepine	µg/l	0.301 ± 0.0128	0.302 ± 0.03	0.0391	100	0.03
Cyclamate	µg/l	0.44 ± 0.0365	0.431 ± 0.043	0.132	98.1	-0.06
Diazepam	µg/l	0.288 ± 0.0288	0.283 ± 0.028	0.0403	98.4	-0.11
Diclofenac	µg/l	0.306 ± 0.0357	0.333 ± 0.033	0.0704	109	0.38
Ibuprofen	µg/l	0.192 ± 0.0072	0.186 ± 0.019	0.00961	96.8	-0.65
Iopamidol	µg/l	1.44 ± 0.0149	1.43 ± 0.143	0.332	99.2	-0.04
Metoprolol	µg/l	0.14 ± 0.0117	0.114 ± 0.011	0.0279	81.6	-0.92
Saccharin	µg/l	1.28 ± 0.135	1.49 ± 0.149	0.282	116	0.74
Sotalol	µg/l	0.272 ± 0.0153	0.244 ± 0.024	0.0599	89.6	-0.47
Sucralose	µg/l	2.42 ± 0.215	2.84 ± 0.028	0.726	117	0.58
Sulfamethoxazole	µg/l	0.973 ± 0.059	1.03 ± 0.103	0.117	106	0.49

Sample: AZ9B

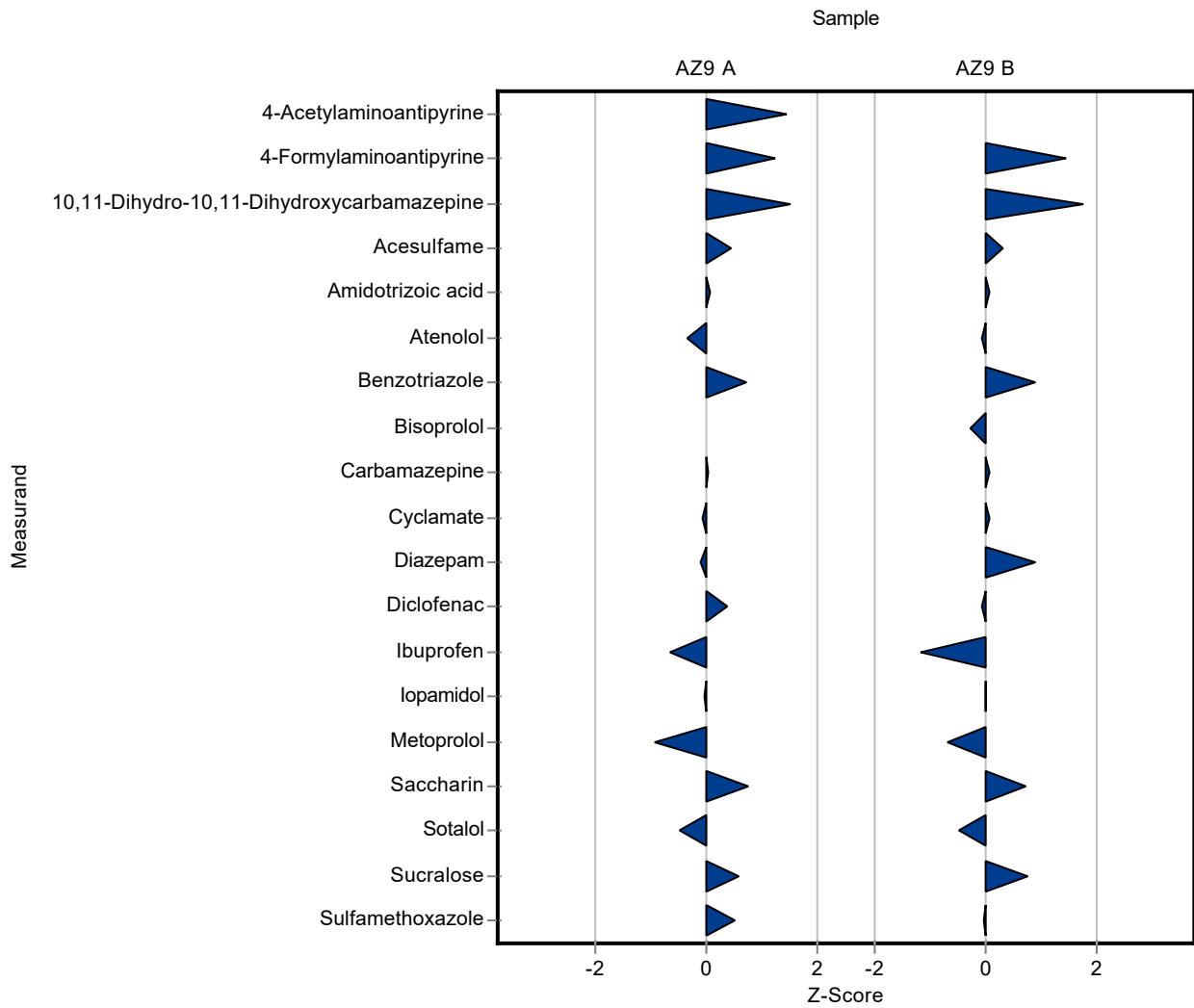
Parameter	Unit	Assigned value ± U (k=2)	Result ± U	Criterion	Recovery [%]	z-Score
4-Acetylaminoantipyrine	µg/l	- ± -	3.43 ± 0.34	-	-	-
4-Formylaminoantipyrine	µg/l	5.89 ± 0.233	6.3 ± 0.63	0.283	107	1.43
10,11-Dihydro-10,11-Dihydroxycarbamazepine	µg/l	1.28 ± 0.157	1.62 ± 0.162	0.192	127	1.77
Acesulfame	µg/l	0.947 ± 0.0826	1 ± 0.1	0.161	106	0.33
Amidotrizoic acid	µg/l	2.07 ± 0.106	2.1 ± 0.21	0.517	102	0.06
Atenolol	µg/l	1.01 ± 0.0967	0.995 ± 0.1	0.253	98.5	-0.06

Summary of results Pharmaceuticals, Industrial Chemicals and Artificial  
Sweeteners - AZ9

Labcode: LC0006

Parameter	Unit	Assigned value ± U (k=2)	Result ± U	Criterion	Recovery [%]	z-Score
Benzotriazole	µg/l	11.3 ± 0.524	12.5 ± 1.25	1.35	111	0.91
Bisoprolol	µg/l	0.619 ± 0.149	0.571 ± 0.057	0.186	92.3	-0.26
Carbamazepine	µg/l	1.09 ± 0.00928	1.1 ± 0.11	0.142	101	0.08
Cyclamate	µg/l	0.609 ± 0.0519	0.624 ± 0.062	0.183	103	0.08
Diazepam	µg/l	0.317 ± 0.0225	0.346 ± 0.035	0.0317	109	0.91
Diclofenac	µg/l	4.4 ± 0.142	4.36 ± 0.436	0.616	99.1	-0.07
Ibuprofen	µg/l	0.941 ± 0.0311	0.877 ± 0.088	0.0546	93.2	-1.17
Iopamidol	µg/l	38 ± 1.61	38 ± 3.8	8.74	99.9	0.00
Metoprolol	µg/l	0.523 ± 0.035	0.452 ± 0.045	0.105	86.4	-0.68
Saccharin	µg/l	2.2 ± 0.254	2.55 ± 0.255	0.484	116	0.72
Sotalol	µg/l	1.32 ± 0.161	1.18 ± 0.118	0.291	89.3	-0.49
Sucralose	µg/l	18 ± 1.99	22.2 ± 2.22	5.4	123	0.78
Sulfamethoxazole	µg/l	2.07 ± 0.069	2.07 ± 0.207	0.249	99.8	-0.01





Sample: AZ9A

Parameter	Unit	Assigned value ± U (k=2)	Result ± U	Criterion	Recovery [%]	En-Score
4-Acetylaminoantipyrine	µg/l	0.251 ± 0.0249	0.298 ± 0.03	0.0326	119	0.72
4-Formylaminoantipyrine	µg/l	0.451 ± 0.0266	0.49 ± 0.049	0.0324	109	0.39
10,11-Dihydro-10,11-Dihydroxycarbamazepine	µg/l	0.178 ± 0.0328	0.239 ± 0.024	0.0409	134	1.05
Acesulfame	µg/l	0.67 ± 0.0629	0.718 ± 0.072	0.114	107	0.31
Amidotrizoic acid	µg/l	1.87 ± 0.0965	1.89 ± 0.189	0.467	101	0.06
Atenolol	µg/l	0.855 ± 0.0663	0.782 ± 0.078	0.214	91.5	-0.43
Benzotriazole	µg/l	1.8 ± 0.0607	1.95 ± 0.195	0.215	109	0.39
Bisoprolol	µg/l	- ± -	0.589 ± 0.059	-	-	-
Carbamazepine	µg/l	0.301 ± 0.0128	0.302 ± 0.03	0.0391	100	0.02
Cyclamate	µg/l	0.44 ± 0.0365	0.431 ± 0.043	0.132	98.1	-0.09
Diazepam	µg/l	0.288 ± 0.0288	0.283 ± 0.028	0.0403	98.4	-0.07
Diclofenac	µg/l	0.306 ± 0.0357	0.333 ± 0.033	0.0704	109	0.36
Ibuprofen	µg/l	0.192 ± 0.0072	0.186 ± 0.019	0.00961	96.8	-0.16
Iopamidol	µg/l	1.44 ± 0.0149	1.43 ± 0.143	0.332	99.2	-0.04
Metoprolol	µg/l	0.14 ± 0.0117	0.114 ± 0.011	0.0279	81.6	-1.03
Saccharin	µg/l	1.28 ± 0.135	1.49 ± 0.149	0.282	116	0.64
Sotalol	µg/l	0.272 ± 0.0153	0.244 ± 0.024	0.0599	89.6	-0.56
Sucralose	µg/l	2.42 ± 0.215	2.84 ± 0.028	0.726	117	1.89
Sulfamethoxazole	µg/l	0.973 ± 0.059	1.03 ± 0.103	0.117	106	0.27

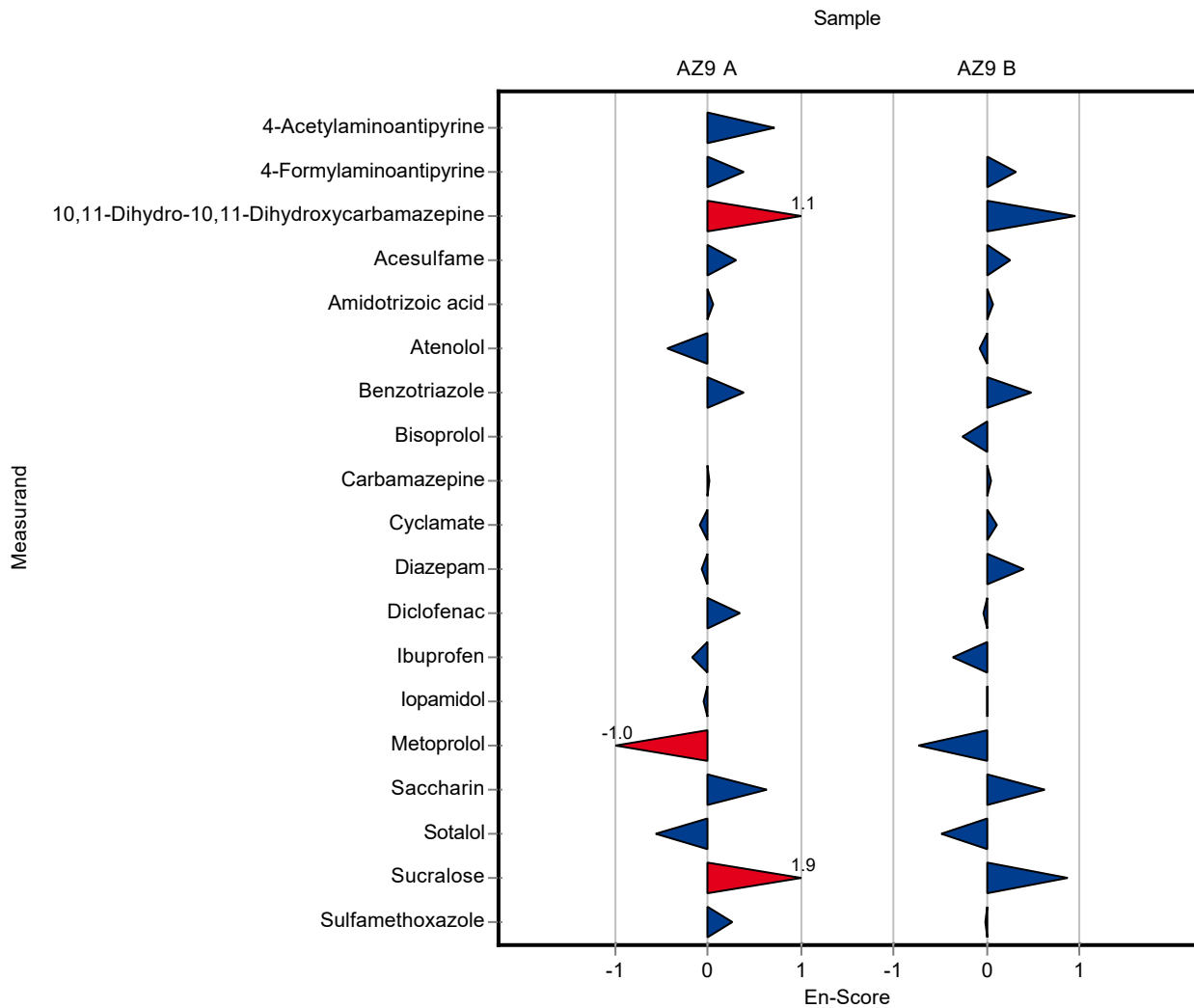
Sample: AZ9B

Parameter	Unit	Assigned value ± U (k=2)	Result ± U	Criterion	Recovery [%]	En-Score
4-Acetylaminoantipyrine	µg/l	- ± -	3.43 ± 0.34	-	-	-
4-Formylaminoantipyrine	µg/l	5.89 ± 0.233	6.3 ± 0.63	0.283	107	0.32
10,11-Dihydro-10,11-Dihydroxycarbamazepine	µg/l	1.28 ± 0.157	1.62 ± 0.162	0.192	127	0.94
Acesulfame	µg/l	0.947 ± 0.0826	1 ± 0.1	0.161	106	0.24
Amidotrizoic acid	µg/l	2.07 ± 0.106	2.1 ± 0.21	0.517	102	0.08
Atenolol	µg/l	1.01 ± 0.0967	0.995 ± 0.1	0.253	98.5	-0.07

Summary of results Pharmaceuticals, Industrial Chemicals and Artificial  
Sweeteners - AZ9 - En-Score

Labcode: LC0006

Parameter	Unit	Assigned value ± U (k=2)	Result ± U	Criterion	Recovery [%]	En-Score
Benzotriazole	µg/l	11.3 ± 0.524	12.5 ± 1.25	1.35	111	0.48
Bisoprolol	µg/l	0.619 ± 0.149	0.571 ± 0.057	0.186	92.3	-0.25
Carbamazepine	µg/l	1.09 ± 0.00928	1.1 ± 0.11	0.142	101	0.05
Cyclamate	µg/l	0.609 ± 0.0519	0.624 ± 0.062	0.183	103	0.12
Diazepam	µg/l	0.317 ± 0.0225	0.346 ± 0.035	0.0317	109	0.39
Diclofenac	µg/l	4.4 ± 0.142	4.36 ± 0.436	0.616	99.1	-0.05
Ibuprofen	µg/l	0.941 ± 0.0311	0.877 ± 0.088	0.0546	93.2	-0.36
Iopamidol	µg/l	38 ± 1.61	38 ± 3.8	8.74	99.9	0.00
Metoprolol	µg/l	0.523 ± 0.035	0.452 ± 0.045	0.105	86.4	-0.74
Saccharin	µg/l	2.2 ± 0.254	2.55 ± 0.255	0.484	116	0.61
Sotalol	µg/l	1.32 ± 0.161	1.18 ± 0.118	0.291	89.3	-0.49
Sucralose	µg/l	18 ± 1.99	22.2 ± 2.22	5.4	123	0.86
Sulfamethoxazole	µg/l	2.07 ± 0.069	2.07 ± 0.207	0.249	99.8	-0.01



Sample: AZ9A

Parameter	Unit	Assigned value ± U (k=2)	Result ± U	Criterion	Recovery [%]	z-Score
4-Acetylaminoantipyrine	µg/l	0.251 ± 0.0249	- ± -	0.0326	-	-
4-Formylaminoantipyrine	µg/l	0.451 ± 0.0266	- ± -	0.0324	-	-
10,11-Dihydro-10,11-Dihydroxycarbamazepine	µg/l	0.178 ± 0.0328	- ± -	0.0409	-	-
Acesulfame	µg/l	0.67 ± 0.0629	- ± -	0.114	-	-
Amidotrizoic acid	µg/l	1.87 ± 0.0965	- ± -	0.467	-	-
Atenolol	µg/l	0.855 ± 0.0663	- ± -	0.214	-	-
Benzotriazole	µg/l	1.8 ± 0.0607	- ± -	0.215	-	-
Bisoprolol	µg/l	- ± -	- ± -	-	-	-
Carbamazepine	µg/l	0.301 ± 0.0128	- ± -	0.0391	-	-
Cyclamate	µg/l	0.44 ± 0.0365	- ± -	0.132	-	-
Diazepam	µg/l	0.288 ± 0.0288	- ± -	0.0403	-	-
Diclofenac	µg/l	0.306 ± 0.0357	- ± -	0.0704	-	-
Ibuprofen	µg/l	0.192 ± 0.0072	- ± -	0.00961	-	-
Iopamidol	µg/l	1.44 ± 0.0149	- ± -	0.332	-	-
Metoprolol	µg/l	0.14 ± 0.0117	- ± -	0.0279	-	-
Saccharin	µg/l	1.28 ± 0.135	- ± -	0.282	-	-
Sotalol	µg/l	0.272 ± 0.0153	- ± -	0.0599	-	-
Sucralose	µg/l	2.42 ± 0.215	- ± -	0.726	-	-
Sulfamethoxazole	µg/l	0.973 ± 0.059	- ± -	0.117	-	-

Sample: AZ9B

Parameter	Unit	Assigned value ± U (k=2)	Result ± U	Criterion	Recovery [%]	z-Score
4-Acetylaminoantipyrine	µg/l	- ± -	- ± -	-	-	-
4-Formylaminoantipyrine	µg/l	5.89 ± 0.233	- ± -	0.283	-	-
10,11-Dihydro-10,11-Dihydroxycarbamazepine	µg/l	1.28 ± 0.157	- ± -	0.192	-	-
Acesulfame	µg/l	0.947 ± 0.0826	- ± -	0.161	-	-
Amidotrizoic acid	µg/l	2.07 ± 0.106	- ± -	0.517	-	-
Atenolol	µg/l	1.01 ± 0.0967	- ± -	0.253	-	-

Summary of results Pharmaceuticals, Industrial Chemicals and Artificial  
Sweeteners - AZ9

Labcode: LC0007

Parameter	Unit	Assigned value ± U (k=2)	Result ± U	Criterion Recovery [%]	z-Score
Benzotriazole	µg/l	11.3 ± 0.524	- ± -	1.35	-
Bisoprolol	µg/l	0.619 ± 0.149	- ± -	0.186	-
Carbamazepine	µg/l	1.09 ± 0.00928	- ± -	0.142	-
Cyclamate	µg/l	0.609 ± 0.0519	- ± -	0.183	-
Diazepam	µg/l	0.317 ± 0.0225	- ± -	0.0317	-
Diclofenac	µg/l	4.4 ± 0.142	- ± -	0.616	-
Ibuprofen	µg/l	0.941 ± 0.0311	- ± -	0.0546	-
Iopamidol	µg/l	38 ± 1.61	- ± -	8.74	-
Metoprolol	µg/l	0.523 ± 0.035	- ± -	0.105	-
Saccharin	µg/l	2.2 ± 0.254	- ± -	0.484	-
Sotalol	µg/l	1.32 ± 0.161	- ± -	0.291	-
Sucralose	µg/l	18 ± 1.99	- ± -	5.4	-
Sulfamethoxazole	µg/l	2.07 ± 0.069	- ± -	0.249	-

Sample: AZ9A

Parameter	Unit	Assigned value ± U (k=2)	Result ± U	Criterion	Recovery [%]	En-Score
4-Acetylaminoantipyrine	µg/l	0.251 ± 0.0249	- ± -	0.0326	-	-
4-Formylaminoantipyrine	µg/l	0.451 ± 0.0266	- ± -	0.0324	-	-
10,11-Dihydro-10,11-Dihydroxycarbamazepine	µg/l	0.178 ± 0.0328	- ± -	0.0409	-	-
Acesulfame	µg/l	0.67 ± 0.0629	- ± -	0.114	-	-
Amidotrizoic acid	µg/l	1.87 ± 0.0965	- ± -	0.467	-	-
Atenolol	µg/l	0.855 ± 0.0663	- ± -	0.214	-	-
Benzotriazole	µg/l	1.8 ± 0.0607	- ± -	0.215	-	-
Bisoprolol	µg/l	- ± -	- ± -	-	-	-
Carbamazepine	µg/l	0.301 ± 0.0128	- ± -	0.0391	-	-
Cyclamate	µg/l	0.44 ± 0.0365	- ± -	0.132	-	-
Diazepam	µg/l	0.288 ± 0.0288	- ± -	0.0403	-	-
Diclofenac	µg/l	0.306 ± 0.0357	- ± -	0.0704	-	-
Ibuprofen	µg/l	0.192 ± 0.0072	- ± -	0.00961	-	-
Iopamidol	µg/l	1.44 ± 0.0149	- ± -	0.332	-	-
Metoprolol	µg/l	0.14 ± 0.0117	- ± -	0.0279	-	-
Saccharin	µg/l	1.28 ± 0.135	- ± -	0.282	-	-
Sotalol	µg/l	0.272 ± 0.0153	- ± -	0.0599	-	-
Sucralose	µg/l	2.42 ± 0.215	- ± -	0.726	-	-
Sulfamethoxazole	µg/l	0.973 ± 0.059	- ± -	0.117	-	-

Sample: AZ9B

Parameter	Unit	Assigned value ± U (k=2)	Result ± U	Criterion	Recovery [%]	En-Score
4-Acetylaminoantipyrine	µg/l	- ± -	- ± -	-	-	-
4-Formylaminoantipyrine	µg/l	5.89 ± 0.233	- ± -	0.283	-	-
10,11-Dihydro-10,11-Dihydroxycarbamazepine	µg/l	1.28 ± 0.157	- ± -	0.192	-	-
Acesulfame	µg/l	0.947 ± 0.0826	- ± -	0.161	-	-
Amidotrizoic acid	µg/l	2.07 ± 0.106	- ± -	0.517	-	-
Atenolol	µg/l	1.01 ± 0.0967	- ± -	0.253	-	-

Summary of results Pharmaceuticals, Industrial Chemicals and Artificial  
Sweeteners - AZ9 - En-Score

Labcode: LC0007

Parameter	Unit	Assigned value ± U (k=2)	Result ± U	Criterion Recovery [%]	En-Score
Benzotriazole	µg/l	11.3 ± 0.524	- ± -	1.35	-
Bisoprolol	µg/l	0.619 ± 0.149	- ± -	0.186	-
Carbamazepine	µg/l	1.09 ± 0.00928	- ± -	0.142	-
Cyclamate	µg/l	0.609 ± 0.0519	- ± -	0.183	-
Diazepam	µg/l	0.317 ± 0.0225	- ± -	0.0317	-
Diclofenac	µg/l	4.4 ± 0.142	- ± -	0.616	-
Ibuprofen	µg/l	0.941 ± 0.0311	- ± -	0.0546	-
Iopamidol	µg/l	38 ± 1.61	- ± -	8.74	-
Metoprolol	µg/l	0.523 ± 0.035	- ± -	0.105	-
Saccharin	µg/l	2.2 ± 0.254	- ± -	0.484	-
Sotalol	µg/l	1.32 ± 0.161	- ± -	0.291	-
Sucralose	µg/l	18 ± 1.99	- ± -	5.4	-
Sulfamethoxazole	µg/l	2.07 ± 0.069	- ± -	0.249	-



Summary of results Pharmaceuticals, Industrial Chemicals and Artificial Sweeteners - AZ9

Labcode: LC0008

Sample: AZ9A

Parameter	Unit	Assigned value ± U (k=2)	Result ± U	Criterion	Recovery [%]	z-Score
4-Acetylaminoantipyrine	µg/l	0.251 ± 0.0249	- ± -	0.0326	-	-
4-Formylaminoantipyrine	µg/l	0.451 ± 0.0266	- ± -	0.0324	-	-
10,11-Dihydro-10,11-Dihydroxycarbamazepine	µg/l	0.178 ± 0.0328	0.132 ± 0.017	0.0409	74.2	-1.12
Acesulfame	µg/l	0.67 ± 0.0629	0.406 ± 0.045	0.114	60.6	-2.32
Amidotrizoic acid	µg/l	1.87 ± 0.0965	1.896 ± 0.212	0.467	102	0.06
Atenolol	µg/l	0.855 ± 0.0663	1.439 ± 0.132	0.214	168	2.74
Benzotriazole	µg/l	1.8 ± 0.0607	1.807 ± 0.189	0.215	101	0.05
Bisoprolol	µg/l	- ± -	0.594 ± 0.039	-	-	-
Carbamazepine	µg/l	0.301 ± 0.0128	0.302 ± 0.059	0.0391	100	0.03
Cyclamate	µg/l	0.44 ± 0.0365	- ± -	0.132	-	-
Diazepam	µg/l	0.288 ± 0.0288	0.27 ± 0.015	0.0403	93.9	-0.43
Diclofenac	µg/l	0.306 ± 0.0357	0.38 ± 0.032	0.0704	124	1.05
Ibuprofen	µg/l	0.192 ± 0.0072	0.192 ± 0.011	0.00961	99.9	-0.02
Iopamidol	µg/l	1.44 ± 0.0149	0.996 ± 0.087	0.332	69.1	-1.34
Metoprolol	µg/l	0.14 ± 0.0117	0.131 ± 0.011	0.0279	93.8	-0.31
Saccharin	µg/l	1.28 ± 0.135	- ± -	0.282	-	-
Sotalol	µg/l	0.272 ± 0.0153	0.285 ± 0.025	0.0599	105	0.21
Sucralose	µg/l	2.42 ± 0.215	- ± -	0.726	-	-
Sulfamethoxazole	µg/l	0.973 ± 0.059	1.019 ± 0.109	0.117	105	0.40

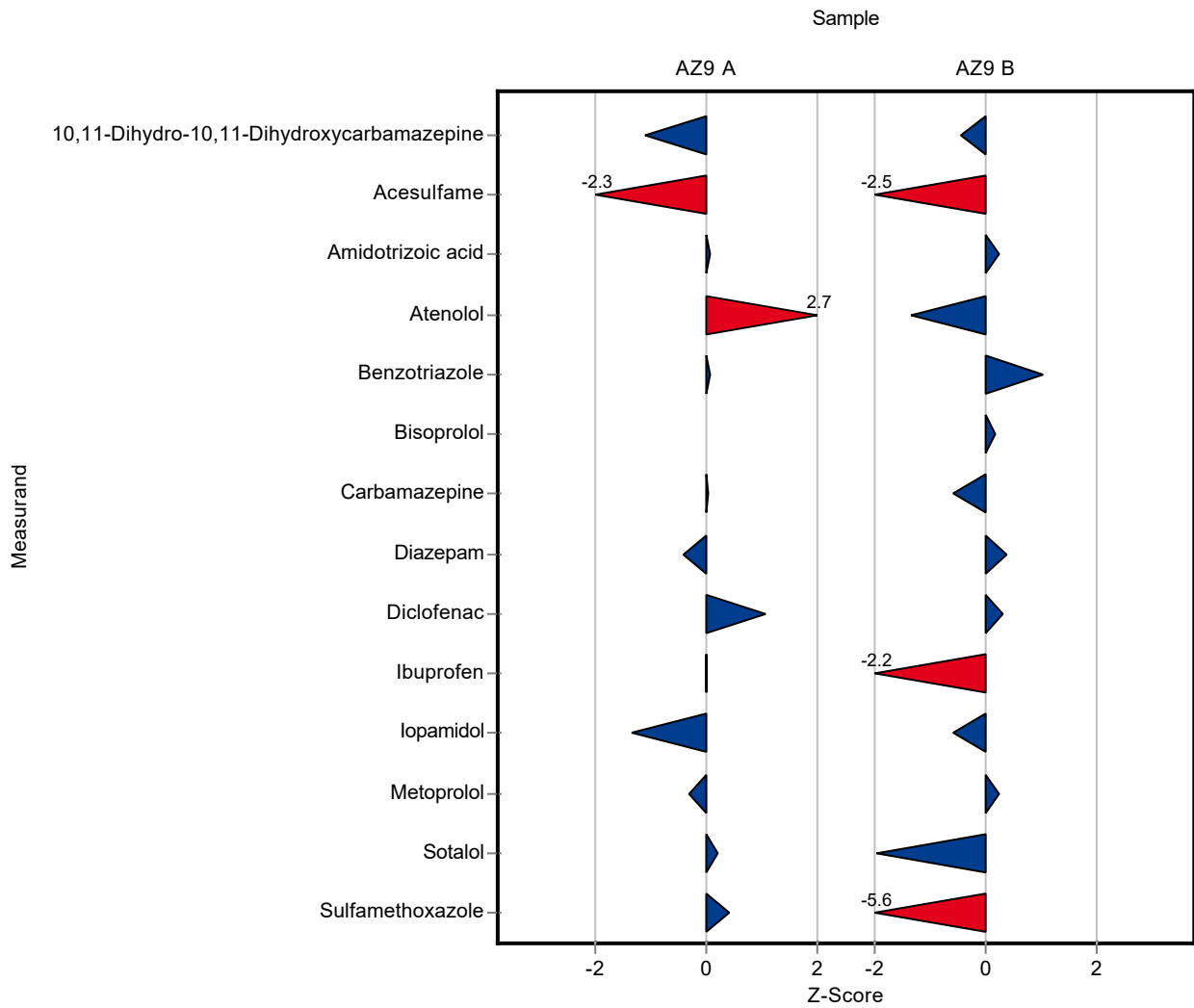
Sample: AZ9B

Parameter	Unit	Assigned value ± U (k=2)	Result ± U	Criterion	Recovery [%]	z-Score
4-Acetylaminoantipyrine	µg/l	- ± -	- ± -	-	-	-
4-Formylaminoantipyrine	µg/l	5.89 ± 0.233	- ± -	0.283	-	-
10,11-Dihydro-10,11-Dihydroxycarbamazepine	µg/l	1.28 ± 0.157	1.194 ± 0.153	0.192	93.3	-0.45
Acesulfame	µg/l	0.947 ± 0.0826	0.542 ± 0.061	0.161	57.2	-2.52
Amidotrizoic acid	µg/l	2.07 ± 0.106	2.203 ± 0.246	0.517	107	0.26
Atenolol	µg/l	1.01 ± 0.0967	0.673 ± 0.062	0.253	66.6	-1.34

Summary of results Pharmaceuticals, Industrial Chemicals and Artificial  
Sweeteners - AZ9

Labcode: LC0008

Parameter	Unit	Assigned value ± U (k=2)	Result ± U	Criterion	Recovery [%]	z-Score
Benzotriazole	µg/l	11.3 ± 0.524	12.67 ± 1.32	1.35	112	1.04
Bisoprolol	µg/l	0.619 ± 0.149	0.652 ± 0.043	0.186	105	0.18
Carbamazepine	µg/l	1.09 ± 0.00928	1.006 ± 0.196	0.142	92.4	-0.59
Cyclamate	µg/l	0.609 ± 0.0519	- ± -	0.183	-	-
Diazepam	µg/l	0.317 ± 0.0225	0.329 ± 0.019	0.0317	104	0.38
Diclofenac	µg/l	4.4 ± 0.142	4.602 ± 0.276	0.616	105	0.33
Ibuprofen	µg/l	0.941 ± 0.0311	0.819 ± 0.045	0.0546	87	-2.23
Iopamidol	µg/l	38 ± 1.61	32.96 ± 2.87	8.74	86.7	-0.58
Metoprolol	µg/l	0.523 ± 0.035	0.55 ± 0.047	0.105	105	0.26
Saccharin	µg/l	2.2 ± 0.254	- ± -	0.484	-	-
Sotalol	µg/l	1.32 ± 0.161	0.751 ± 0.065	0.291	56.8	-1.96
Sucralose	µg/l	18 ± 1.99	- ± -	5.4	-	-
Sulfamethoxazole	µg/l	2.07 ± 0.069	0.68 ± 0.073	0.249	32.8	-5.60



Sample: AZ9A

Parameter	Unit	Assigned value ± U (k=2)	Result ± U	Criterion	Recovery [%]	En-Score
4-Acetylaminoantipyrine	µg/l	0.251 ± 0.0249	- ± -	0.0326	-	-
4-Formylaminoantipyrine	µg/l	0.451 ± 0.0266	- ± -	0.0324	-	-
10,11-Dihydro-10,11-Dihydroxycarbamazepine	µg/l	0.178 ± 0.0328	0.132 ± 0.017	0.0409	74.2	-0.97
Acesulfame	µg/l	0.67 ± 0.0629	0.406 ± 0.045	0.114	60.6	-2.40
Amidotrizoic acid	µg/l	1.87 ± 0.0965	1.896 ± 0.212	0.467	102	0.07
Atenolol	µg/l	0.855 ± 0.0663	1.439 ± 0.132	0.214	168	2.15
Benzotriazole	µg/l	1.8 ± 0.0607	1.807 ± 0.189	0.215	101	0.03
Bisoprolol	µg/l	- ± -	0.594 ± 0.039	-	-	-
Carbamazepine	µg/l	0.301 ± 0.0128	0.302 ± 0.059	0.0391	100	0.01
Cyclamate	µg/l	0.44 ± 0.0365	- ± -	0.132	-	-
Diazepam	µg/l	0.288 ± 0.0288	0.27 ± 0.015	0.0403	93.9	-0.42
Diclofenac	µg/l	0.306 ± 0.0357	0.38 ± 0.032	0.0704	124	1.01
Ibuprofen	µg/l	0.192 ± 0.0072	0.192 ± 0.011	0.00961	99.9	-0.01
Iopamidol	µg/l	1.44 ± 0.0149	0.996 ± 0.087	0.332	69.1	-2.55
Metoprolol	µg/l	0.14 ± 0.0117	0.131 ± 0.011	0.0279	93.8	-0.35
Saccharin	µg/l	1.28 ± 0.135	- ± -	0.282	-	-
Sotalol	µg/l	0.272 ± 0.0153	0.285 ± 0.025	0.0599	105	0.24
Sucralose	µg/l	2.42 ± 0.215	- ± -	0.726	-	-
Sulfamethoxazole	µg/l	0.973 ± 0.059	1.019 ± 0.109	0.117	105	0.20

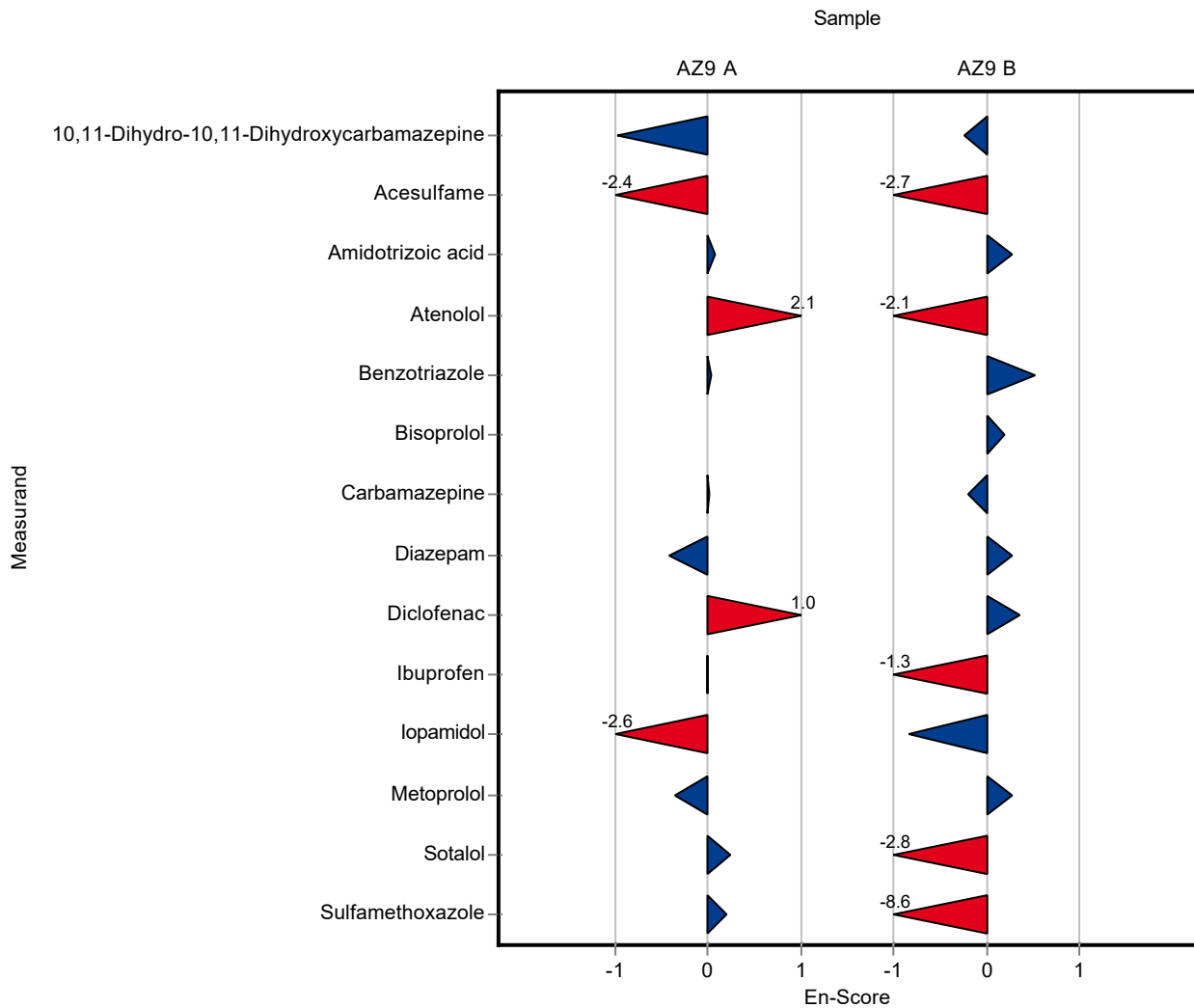
Sample: AZ9B

Parameter	Unit	Assigned value ± U (k=2)	Result ± U	Criterion	Recovery [%]	En-Score
4-Acetylaminoantipyrine	µg/l	- ± -	- ± -	-	-	-
4-Formylaminoantipyrine	µg/l	5.89 ± 0.233	- ± -	0.283	-	-
10,11-Dihydro-10,11-Dihydroxycarbamazepine	µg/l	1.28 ± 0.157	1.194 ± 0.153	0.192	93.3	-0.25
Acesulfame	µg/l	0.947 ± 0.0826	0.542 ± 0.061	0.161	57.2	-2.75
Amidotrizoic acid	µg/l	2.07 ± 0.106	2.203 ± 0.246	0.517	107	0.27
Atenolol	µg/l	1.01 ± 0.0967	0.673 ± 0.062	0.253	66.6	-2.14

Summary of results Pharmaceuticals, Industrial Chemicals and Artificial  
Sweeteners - AZ9 - En-Score

Labcode: LC0008

Parameter	Unit	Assigned value ± U (k=2)	Result ± U	Criterion	Recovery [%]	En-Score
Benzotriazole	µg/l	11.3 ± 0.524	12.67 ± 1.32	1.35	112	0.52
Bisoprolol	µg/l	0.619 ± 0.149	0.652 ± 0.043	0.186	105	0.19
Carbamazepine	µg/l	1.09 ± 0.00928	1.006 ± 0.196	0.142	92.4	-0.21
Cyclamate	µg/l	0.609 ± 0.0519	- ± -	0.183	-	-
Diazepam	µg/l	0.317 ± 0.0225	0.329 ± 0.019	0.0317	104	0.27
Diclofenac	µg/l	4.4 ± 0.142	4.602 ± 0.276	0.616	105	0.35
Ibuprofen	µg/l	0.941 ± 0.0311	0.819 ± 0.045	0.0546	87	-1.28
Iopamidol	µg/l	38 ± 1.61	32.96 ± 2.87	8.74	86.7	-0.85
Metoprolol	µg/l	0.523 ± 0.035	0.55 ± 0.047	0.105	105	0.27
Saccharin	µg/l	2.2 ± 0.254	- ± -	0.484	-	-
Sotalol	µg/l	1.32 ± 0.161	0.751 ± 0.065	0.291	56.8	-2.76
Sucralose	µg/l	18 ± 1.99	- ± -	5.4	-	-
Sulfamethoxazole	µg/l	2.07 ± 0.069	0.68 ± 0.073	0.249	32.8	-8.63



Summary of results Pharmaceuticals, Industrial Chemicals and Artificial Sweeteners - AZ9

Labcode: LC0009

Sample: AZ9A

Parameter	Unit	Assigned value ± U (k=2)	Result ± U	Criterion	Recovery [%]	z-Score
4-Acetylaminoantipyrine	µg/l	0.251 ± 0.0249	- ± -	0.0326	-	-
4-Formylaminoantipyrine	µg/l	0.451 ± 0.0266	- ± -	0.0324	-	-
10,11-Dihydro-10,11-Dihydroxycarbamazepine	µg/l	0.178 ± 0.0328	- ± -	0.0409	-	-
Acesulfame	µg/l	0.67 ± 0.0629	- ± -	0.114	-	-
Amidotrizoic acid	µg/l	1.87 ± 0.0965	- ± -	0.467	-	-
Atenolol	µg/l	0.855 ± 0.0663	- ± -	0.214	-	-
Benzotriazole	µg/l	1.8 ± 0.0607	- ± -	0.215	-	-
Bisoprolol	µg/l	- ± -	- ± -	-	-	-
Carbamazepine	µg/l	0.301 ± 0.0128	0.263 ± 0.08	0.0391	87.4	-0.97
Cyclamate	µg/l	0.44 ± 0.0365	- ± -	0.132	-	-
Diazepam	µg/l	0.288 ± 0.0288	- ± -	0.0403	-	-
Diclofenac	µg/l	0.306 ± 0.0357	- ± -	0.0704	-	-
Ibuprofen	µg/l	0.192 ± 0.0072	- ± -	0.00961	-	-
Iopamidol	µg/l	1.44 ± 0.0149	- ± -	0.332	-	-
Metoprolol	µg/l	0.14 ± 0.0117	- ± -	0.0279	-	-
Saccharin	µg/l	1.28 ± 0.135	- ± -	0.282	-	-
Sotalol	µg/l	0.272 ± 0.0153	- ± -	0.0599	-	-
Sucralose	µg/l	2.42 ± 0.215	- ± -	0.726	-	-
Sulfamethoxazole	µg/l	0.973 ± 0.059	- ± -	0.117	-	-

Sample: AZ9B

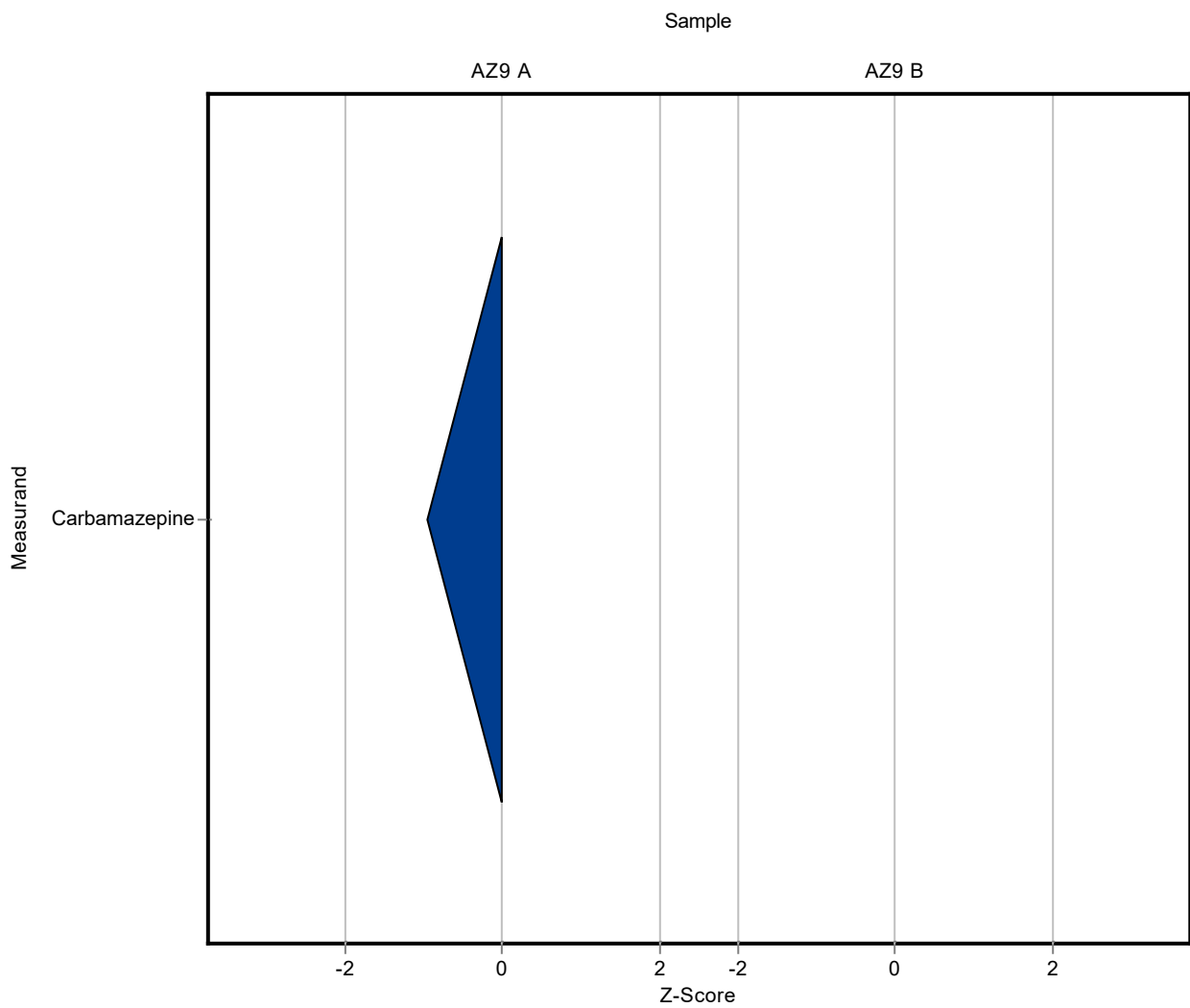
Parameter	Unit	Assigned value ± U (k=2)	Result ± U	Criterion	Recovery [%]	z-Score
4-Acetylaminoantipyrine	µg/l	- ± -	- ± -	-	-	-
4-Formylaminoantipyrine	µg/l	5.89 ± 0.233	- ± -	0.283	-	-
10,11-Dihydro-10,11-Dihydroxycarbamazepine	µg/l	1.28 ± 0.157	- ± -	0.192	-	-
Acesulfame	µg/l	0.947 ± 0.0826	- ± -	0.161	-	-
Amidotrizoic acid	µg/l	2.07 ± 0.106	- ± -	0.517	-	-
Atenolol	µg/l	1.01 ± 0.0967	- ± -	0.253	-	-

Summary of results Pharmaceuticals, Industrial Chemicals and Artificial  
Sweeteners - AZ9

Labcode: LC0009

Parameter	Unit	Assigned value ± U (k=2)	Result ± U	Criterion Recovery [%]	z-Score
Benzotriazole	µg/l	11.3 ± 0.524	- ± -	1.35	-
Bisoprolol	µg/l	0.619 ± 0.149	- ± -	0.186	-
Carbamazepine	µg/l	1.09 ± 0.00928	- ± -	0.142	-
Cyclamate	µg/l	0.609 ± 0.0519	- ± -	0.183	-
Diazepam	µg/l	0.317 ± 0.0225	- ± -	0.0317	-
Diclofenac	µg/l	4.4 ± 0.142	- ± -	0.616	-
Ibuprofen	µg/l	0.941 ± 0.0311	- ± -	0.0546	-
Iopamidol	µg/l	38 ± 1.61	- ± -	8.74	-
Metoprolol	µg/l	0.523 ± 0.035	- ± -	0.105	-
Saccharin	µg/l	2.2 ± 0.254	- ± -	0.484	-
Sotalol	µg/l	1.32 ± 0.161	- ± -	0.291	-
Sucralose	µg/l	18 ± 1.99	- ± -	5.4	-
Sulfamethoxazole	µg/l	2.07 ± 0.069	- ± -	0.249	-





Sample: AZ9A

Parameter	Unit	Assigned value ± U (k=2)	Result ± U	Criterion	Recovery [%]	En-Score
4-Acetylaminoantipyrine	µg/l	0.251 ± 0.0249	- ± -	0.0326	-	-
4-Formylaminoantipyrine	µg/l	0.451 ± 0.0266	- ± -	0.0324	-	-
10,11-Dihydro-10,11-Dihydroxycarbamazepine	µg/l	0.178 ± 0.0328	- ± -	0.0409	-	-
Acesulfame	µg/l	0.67 ± 0.0629	- ± -	0.114	-	-
Amidotrizoic acid	µg/l	1.87 ± 0.0965	- ± -	0.467	-	-
Atenolol	µg/l	0.855 ± 0.0663	- ± -	0.214	-	-
Benzotriazole	µg/l	1.8 ± 0.0607	- ± -	0.215	-	-
Bisoprolol	µg/l	- ± -	- ± -	-	-	-
Carbamazepine	µg/l	0.301 ± 0.0128	0.263 ± 0.08	0.0391	87.4	-0.24
Cyclamate	µg/l	0.44 ± 0.0365	- ± -	0.132	-	-
Diazepam	µg/l	0.288 ± 0.0288	- ± -	0.0403	-	-
Diclofenac	µg/l	0.306 ± 0.0357	- ± -	0.0704	-	-
Ibuprofen	µg/l	0.192 ± 0.0072	- ± -	0.00961	-	-
Iopamidol	µg/l	1.44 ± 0.0149	- ± -	0.332	-	-
Metoprolol	µg/l	0.14 ± 0.0117	- ± -	0.0279	-	-
Saccharin	µg/l	1.28 ± 0.135	- ± -	0.282	-	-
Sotalol	µg/l	0.272 ± 0.0153	- ± -	0.0599	-	-
Sucralose	µg/l	2.42 ± 0.215	- ± -	0.726	-	-
Sulfamethoxazole	µg/l	0.973 ± 0.059	- ± -	0.117	-	-

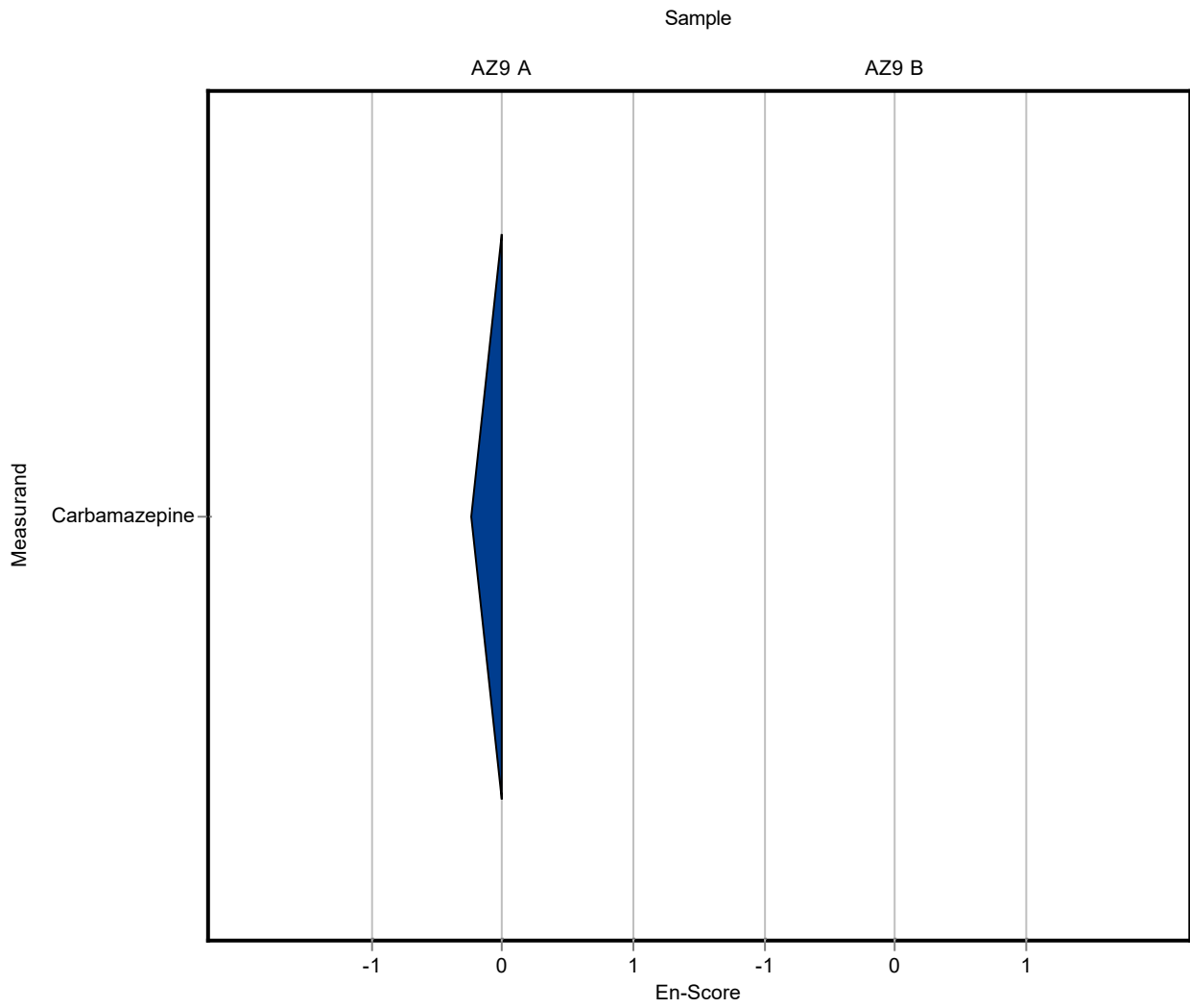
Sample: AZ9B

Parameter	Unit	Assigned value ± U (k=2)	Result ± U	Criterion	Recovery [%]	En-Score
4-Acetylaminoantipyrine	µg/l	- ± -	- ± -	-	-	-
4-Formylaminoantipyrine	µg/l	5.89 ± 0.233	- ± -	0.283	-	-
10,11-Dihydro-10,11-Dihydroxycarbamazepine	µg/l	1.28 ± 0.157	- ± -	0.192	-	-
Acesulfame	µg/l	0.947 ± 0.0826	- ± -	0.161	-	-
Amidotrizoic acid	µg/l	2.07 ± 0.106	- ± -	0.517	-	-
Atenolol	µg/l	1.01 ± 0.0967	- ± -	0.253	-	-

Summary of results Pharmaceuticals, Industrial Chemicals and Artificial  
Sweeteners - AZ9 - En-Score

Labcode: LC0009

Parameter	Unit	Assigned value ± U (k=2)	Result ± U	Criterion Recovery [%]	En-Score
Benzotriazole	µg/l	11.3 ± 0.524	- ± -	1.35	-
Bisoprolol	µg/l	0.619 ± 0.149	- ± -	0.186	-
Carbamazepine	µg/l	1.09 ± 0.00928	- ± -	0.142	-
Cyclamate	µg/l	0.609 ± 0.0519	- ± -	0.183	-
Diazepam	µg/l	0.317 ± 0.0225	- ± -	0.0317	-
Diclofenac	µg/l	4.4 ± 0.142	- ± -	0.616	-
Ibuprofen	µg/l	0.941 ± 0.0311	- ± -	0.0546	-
Iopamidol	µg/l	38 ± 1.61	- ± -	8.74	-
Metoprolol	µg/l	0.523 ± 0.035	- ± -	0.105	-
Saccharin	µg/l	2.2 ± 0.254	- ± -	0.484	-
Sotalol	µg/l	1.32 ± 0.161	- ± -	0.291	-
Sucralose	µg/l	18 ± 1.99	- ± -	5.4	-
Sulfamethoxazole	µg/l	2.07 ± 0.069	- ± -	0.249	-



Summary of results Pharmaceuticals, Industrial Chemicals and Artificial Sweeteners - AZ9

Labcode: LC0010

Sample: AZ9A

Parameter	Unit	Assigned value ± U (k=2)	Result ± U	Criterion	Recovery [%]	z-Score
4-Acetylaminoantipyrine	µg/l	0.251 ± 0.0249	- ± -	0.0326	-	-
4-Formylaminoantipyrine	µg/l	0.451 ± 0.0266	- ± -	0.0324	-	-
10,11-Dihydro-10,11-Dihydroxycarbamazepine	µg/l	0.178 ± 0.0328	- ± -	0.0409	-	-
Acesulfame	µg/l	0.67 ± 0.0629	- ± -	0.114	-	-
Amidotrizoic acid	µg/l	1.87 ± 0.0965	- ± -	0.467	-	-
Atenolol	µg/l	0.855 ± 0.0663	- ± -	0.214	-	-
Benzotriazole	µg/l	1.8 ± 0.0607	1.773 ± 0.51	0.215	98.7	-0.10
Bisoprolol	µg/l	- ± -	- ± -	-	-	-
Carbamazepine	µg/l	0.301 ± 0.0128	0.3045 ± 0.08	0.0391	101	0.09
Cyclamate	µg/l	0.44 ± 0.0365	- ± -	0.132	-	-
Diazepam	µg/l	0.288 ± 0.0288	- ± -	0.0403	-	-
Diclofenac	µg/l	0.306 ± 0.0357	- ± -	0.0704	-	-
Ibuprofen	µg/l	0.192 ± 0.0072	- ± -	0.00961	-	-
Iopamidol	µg/l	1.44 ± 0.0149	- ± -	0.332	-	-
Metoprolol	µg/l	0.14 ± 0.0117	- ± -	0.0279	-	-
Saccharin	µg/l	1.28 ± 0.135	- ± -	0.282	-	-
Sotalol	µg/l	0.272 ± 0.0153	- ± -	0.0599	-	-
Sucralose	µg/l	2.42 ± 0.215	- ± -	0.726	-	-
Sulfamethoxazole	µg/l	0.973 ± 0.059	- ± -	0.117	-	-

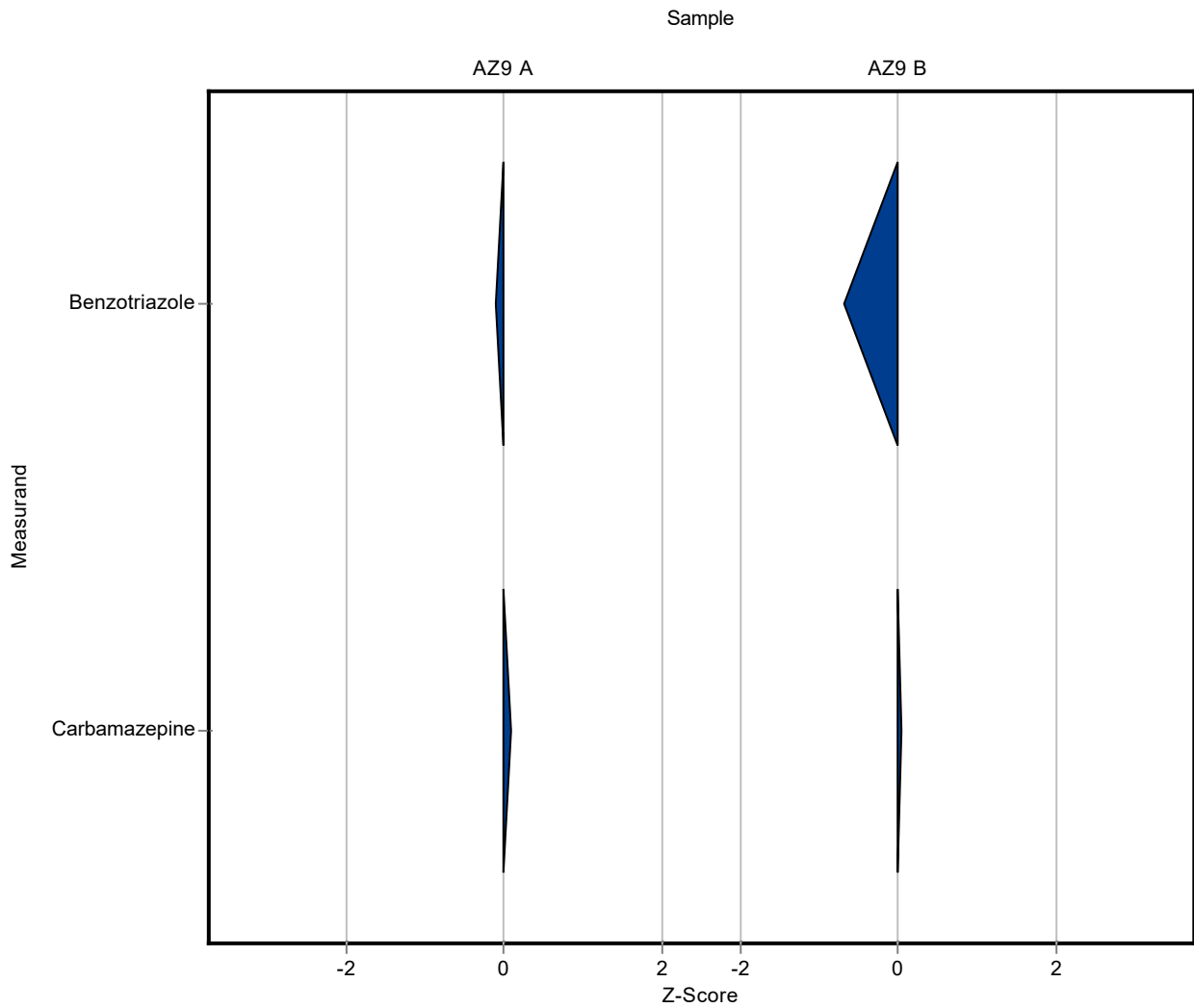
Sample: AZ9B

Parameter	Unit	Assigned value ± U (k=2)	Result ± U	Criterion	Recovery [%]	z-Score
4-Acetylaminoantipyrine	µg/l	- ± -	- ± -	-	-	-
4-Formylaminoantipyrine	µg/l	5.89 ± 0.233	- ± -	0.283	-	-
10,11-Dihydro-10,11-Dihydroxycarbamazepine	µg/l	1.28 ± 0.157	- ± -	0.192	-	-
Acesulfame	µg/l	0.947 ± 0.0826	- ± -	0.161	-	-
Amidotrizoic acid	µg/l	2.07 ± 0.106	- ± -	0.517	-	-
Atenolol	µg/l	1.01 ± 0.0967	- ± -	0.253	-	-

Summary of results Pharmaceuticals, Industrial Chemicals and Artificial  
Sweeteners - AZ9

Labcode: LC0010

Parameter	Unit	Assigned value ± U (k=2)	Result ± U	Criterion	Recovery [%]	z-Score
Benzotriazole	µg/l	11.3 ± 0.524	10.336 ± 2.95	1.35	91.8	-0.69
Bisoprolol	µg/l	0.619 ± 0.149	- ± -	0.186	-	-
Carbamazepine	µg/l	1.09 ± 0.00928	1.094 ± 0.3	0.142	100	0.03
Cyclamate	µg/l	0.609 ± 0.0519	- ± -	0.183	-	-
Diazepam	µg/l	0.317 ± 0.0225	- ± -	0.0317	-	-
Diclofenac	µg/l	4.4 ± 0.142	- ± -	0.616	-	-
Ibuprofen	µg/l	0.941 ± 0.0311	- ± -	0.0546	-	-
Iopamidol	µg/l	38 ± 1.61	- ± -	8.74	-	-
Metoprolol	µg/l	0.523 ± 0.035	- ± -	0.105	-	-
Saccharin	µg/l	2.2 ± 0.254	- ± -	0.484	-	-
Sotalol	µg/l	1.32 ± 0.161	- ± -	0.291	-	-
Sucralose	µg/l	18 ± 1.99	- ± -	5.4	-	-
Sulfamethoxazole	µg/l	2.07 ± 0.069	- ± -	0.249	-	-



Sample: AZ9A

Parameter	Unit	Assigned value ± U (k=2)	Result ± U	Criterion	Recovery [%]	En-Score
4-Acetylaminoantipyrine	µg/l	0.251 ± 0.0249	- ± -	0.0326	-	-
4-Formylaminoantipyrine	µg/l	0.451 ± 0.0266	- ± -	0.0324	-	-
10,11-Dihydro-10,11-Dihydroxycarbamazepine	µg/l	0.178 ± 0.0328	- ± -	0.0409	-	-
Acesulfame	µg/l	0.67 ± 0.0629	- ± -	0.114	-	-
Amidotrizoic acid	µg/l	1.87 ± 0.0965	- ± -	0.467	-	-
Atenolol	µg/l	0.855 ± 0.0663	- ± -	0.214	-	-
Benzotriazole	µg/l	1.8 ± 0.0607	1.773 ± 0.51	0.215	98.7	-0.02
Bisoprolol	µg/l	- ± -	- ± -	-	-	-
Carbamazepine	µg/l	0.301 ± 0.0128	0.3045 ± 0.08	0.0391	101	0.02
Cyclamate	µg/l	0.44 ± 0.0365	- ± -	0.132	-	-
Diazepam	µg/l	0.288 ± 0.0288	- ± -	0.0403	-	-
Diclofenac	µg/l	0.306 ± 0.0357	- ± -	0.0704	-	-
Ibuprofen	µg/l	0.192 ± 0.0072	- ± -	0.00961	-	-
Iopamidol	µg/l	1.44 ± 0.0149	- ± -	0.332	-	-
Metoprolol	µg/l	0.14 ± 0.0117	- ± -	0.0279	-	-
Saccharin	µg/l	1.28 ± 0.135	- ± -	0.282	-	-
Sotalol	µg/l	0.272 ± 0.0153	- ± -	0.0599	-	-
Sucralose	µg/l	2.42 ± 0.215	- ± -	0.726	-	-
Sulfamethoxazole	µg/l	0.973 ± 0.059	- ± -	0.117	-	-

Sample: AZ9B

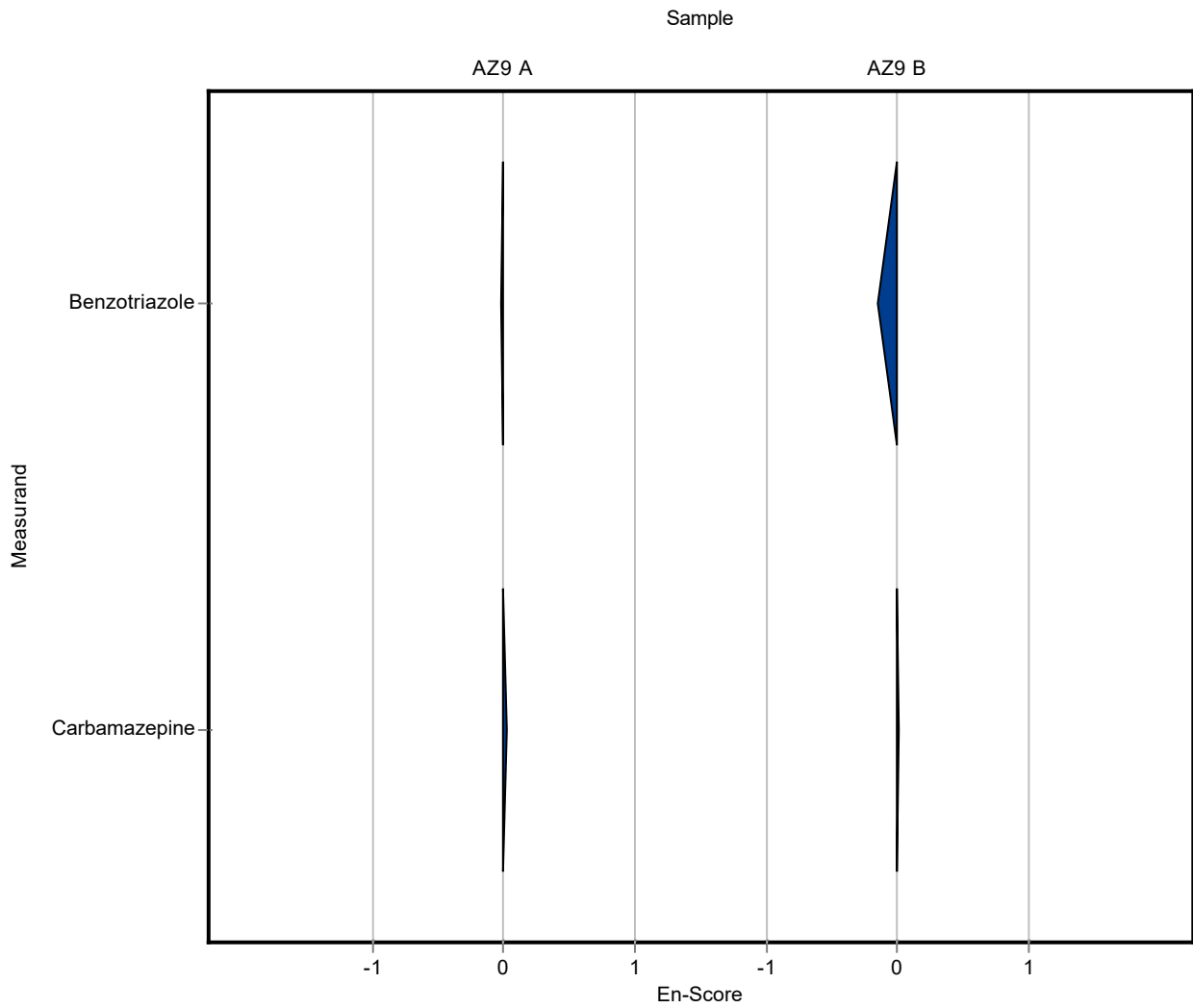
Parameter	Unit	Assigned value ± U (k=2)	Result ± U	Criterion	Recovery [%]	En-Score
4-Acetylaminoantipyrine	µg/l	- ± -	- ± -	-	-	-
4-Formylaminoantipyrine	µg/l	5.89 ± 0.233	- ± -	0.283	-	-
10,11-Dihydro-10,11-Dihydroxycarbamazepine	µg/l	1.28 ± 0.157	- ± -	0.192	-	-
Acesulfame	µg/l	0.947 ± 0.0826	- ± -	0.161	-	-
Amidotrizoic acid	µg/l	2.07 ± 0.106	- ± -	0.517	-	-
Atenolol	µg/l	1.01 ± 0.0967	- ± -	0.253	-	-



Summary of results Pharmaceuticals, Industrial Chemicals and Artificial  
Sweeteners - AZ9 - En-Score

Labcode: LC0010

Parameter	Unit	Assigned value ± U (k=2)	Result ± U	Criterion	Recovery [%]	En-Score
Benzotriazole	µg/l	11.3 ± 0.524	10.336 ± 2.95	1.35	91.8	-0.16
Bisoprolol	µg/l	0.619 ± 0.149	- ± -	0.186	-	-
Carbamazepine	µg/l	1.09 ± 0.00928	1.094 ± 0.3	0.142	100	0.01
Cyclamate	µg/l	0.609 ± 0.0519	- ± -	0.183	-	-
Diazepam	µg/l	0.317 ± 0.0225	- ± -	0.0317	-	-
Diclofenac	µg/l	4.4 ± 0.142	- ± -	0.616	-	-
Ibuprofen	µg/l	0.941 ± 0.0311	- ± -	0.0546	-	-
Iopamidol	µg/l	38 ± 1.61	- ± -	8.74	-	-
Metoprolol	µg/l	0.523 ± 0.035	- ± -	0.105	-	-
Saccharin	µg/l	2.2 ± 0.254	- ± -	0.484	-	-
Sotalol	µg/l	1.32 ± 0.161	- ± -	0.291	-	-
Sucralose	µg/l	18 ± 1.99	- ± -	5.4	-	-
Sulfamethoxazole	µg/l	2.07 ± 0.069	- ± -	0.249	-	-



Summary of results Pharmaceuticals, Industrial Chemicals and Artificial Sweeteners - AZ9

Labcode: LC0011

Sample: AZ9A

Parameter	Unit	Assigned value ± U (k=2)	Result ± U	Criterion	Recovery [%]	z-Score
4-Acetylaminoantipyrine	µg/l	0.251 ± 0.0249	- ± -	0.0326	-	-
4-Formylaminoantipyrine	µg/l	0.451 ± 0.0266	- ± -	0.0324	-	-
10,11-Dihydro-10,11-Dihydroxycarbamazepine	µg/l	0.178 ± 0.0328	- ± -	0.0409	-	-
Acesulfame	µg/l	0.67 ± 0.0629	- ± -	0.114	-	-
Amidotrizoic acid	µg/l	1.87 ± 0.0965	- ± -	0.467	-	-
Atenolol	µg/l	0.855 ± 0.0663	- ± -	0.214	-	-
Benzotriazole	µg/l	1.8 ± 0.0607	- ± -	0.215	-	-
Bisoprolol	µg/l	- ± -	0.8722 ± 0.1053	-	-	-
Carbamazepine	µg/l	0.301 ± 0.0128	- ± -	0.0391	-	-
Cyclamate	µg/l	0.44 ± 0.0365	- ± -	0.132	-	-
Diazepam	µg/l	0.288 ± 0.0288	- ± -	0.0403	-	-
Diclofenac	µg/l	0.306 ± 0.0357	- ± -	0.0704	-	-
Ibuprofen	µg/l	0.192 ± 0.0072	- ± -	0.00961	-	-
Iopamidol	µg/l	1.44 ± 0.0149	- ± -	0.332	-	-
Metoprolol	µg/l	0.14 ± 0.0117	- ± -	0.0279	-	-
Saccharin	µg/l	1.28 ± 0.135	- ± -	0.282	-	-
Sotalol	µg/l	0.272 ± 0.0153	- ± -	0.0599	-	-
Sucralose	µg/l	2.42 ± 0.215	- ± -	0.726	-	-
Sulfamethoxazole	µg/l	0.973 ± 0.059	1.8499 ± 0.1149	0.117	190	7.52

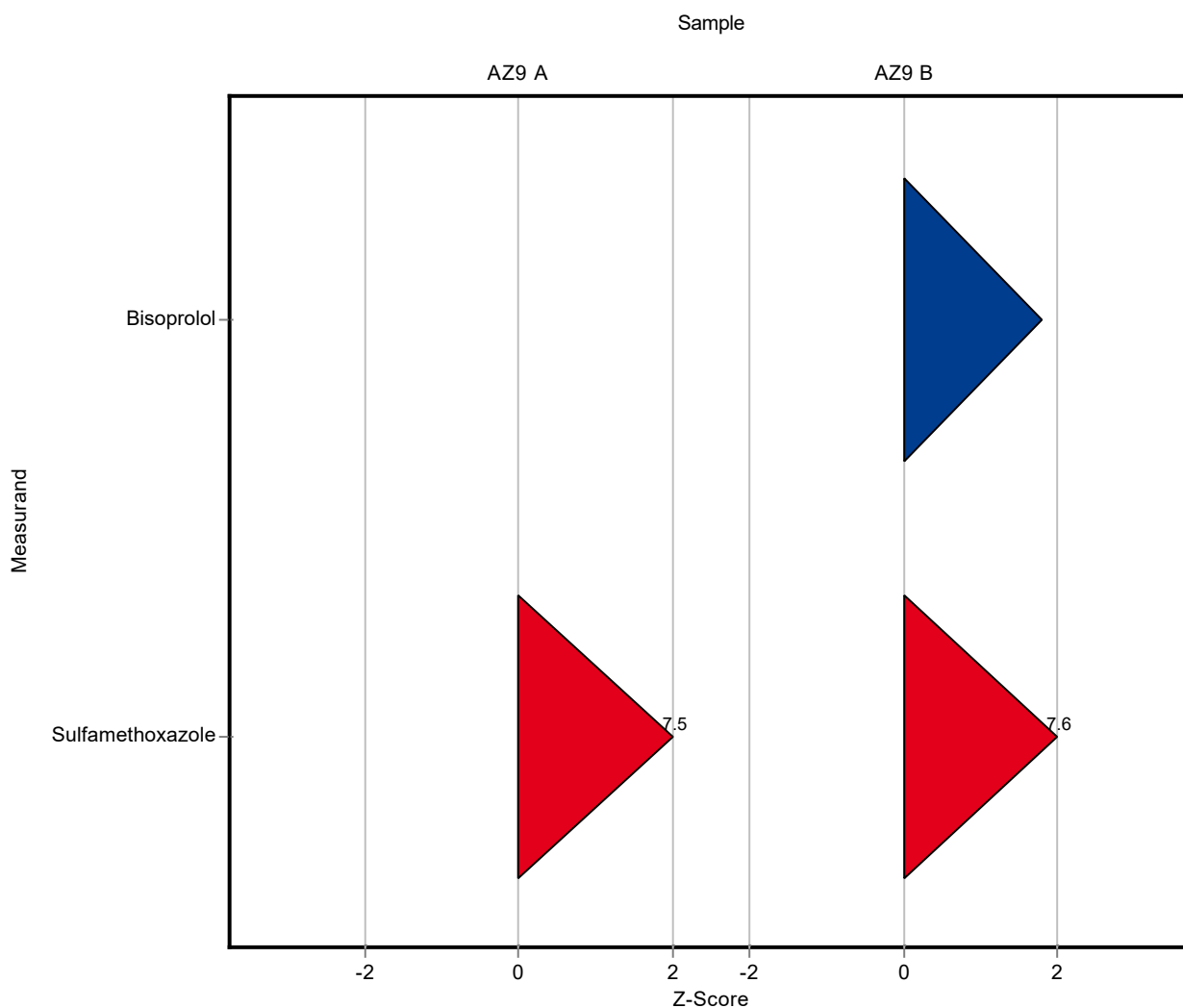
Sample: AZ9B

Parameter	Unit	Assigned value ± U (k=2)	Result ± U	Criterion	Recovery [%]	z-Score
4-Acetylaminoantipyrine	µg/l	- ± -	- ± -	-	-	-
4-Formylaminoantipyrine	µg/l	5.89 ± 0.233	- ± -	0.283	-	-
10,11-Dihydro-10,11-Dihydroxycarbamazepine	µg/l	1.28 ± 0.157	- ± -	0.192	-	-
Acesulfame	µg/l	0.947 ± 0.0826	- ± -	0.161	-	-
Amidotrizoic acid	µg/l	2.07 ± 0.106	- ± -	0.517	-	-
Atenolol	µg/l	1.01 ± 0.0967	- ± -	0.253	-	-

Summary of results Pharmaceuticals, Industrial Chemicals and Artificial  
Sweeteners - AZ9

Labcode: LC0011

Parameter	Unit	Assigned value ± U (k=2)	Result ± U	Criterion	Recovery [%]	z-Score
Benzotriazole	µg/l	11.3 ± 0.524	- ± -	1.35	-	-
Bisoprolol	µg/l	0.619 ± 0.149	0.9528 ± 0.115	0.186	154	1.80
Carbamazepine	µg/l	1.09 ± 0.00928	- ± -	0.142	-	-
Cyclamate	µg/l	0.609 ± 0.0519	- ± -	0.183	-	-
Diazepam	µg/l	0.317 ± 0.0225	- ± -	0.0317	-	-
Diclofenac	µg/l	4.4 ± 0.142	- ± -	0.616	-	-
Ibuprofen	µg/l	0.941 ± 0.0311	- ± -	0.0546	-	-
Iopamidol	µg/l	38 ± 1.61	- ± -	8.74	-	-
Metoprolol	µg/l	0.523 ± 0.035	- ± -	0.105	-	-
Saccharin	µg/l	2.2 ± 0.254	- ± -	0.484	-	-
Sotalol	µg/l	1.32 ± 0.161	- ± -	0.291	-	-
Sucralose	µg/l	18 ± 1.99	- ± -	5.4	-	-
Sulfamethoxazole	µg/l	2.07 ± 0.069	3.9684 ± 0.2464	0.249	191	7.62



Sample: AZ9A

Parameter	Unit	Assigned value ± U (k=2)	Result ± U	Criterion	Recovery [%]	En-Score
4-Acetylaminoantipyrine	µg/l	0.251 ± 0.0249	- ± -	0.0326	-	-
4-Formylaminoantipyrine	µg/l	0.451 ± 0.0266	- ± -	0.0324	-	-
10,11-Dihydro-10,11-Dihydroxycarbamazepine	µg/l	0.178 ± 0.0328	- ± -	0.0409	-	-
Acesulfame	µg/l	0.67 ± 0.0629	- ± -	0.114	-	-
Amidotrizoic acid	µg/l	1.87 ± 0.0965	- ± -	0.467	-	-
Atenolol	µg/l	0.855 ± 0.0663	- ± -	0.214	-	-
Benzotriazole	µg/l	1.8 ± 0.0607	- ± -	0.215	-	-
Bisoprolol	µg/l	- ± -	0.8722 ± 0.1053	-	-	-
Carbamazepine	µg/l	0.301 ± 0.0128	- ± -	0.0391	-	-
Cyclamate	µg/l	0.44 ± 0.0365	- ± -	0.132	-	-
Diazepam	µg/l	0.288 ± 0.0288	- ± -	0.0403	-	-
Diclofenac	µg/l	0.306 ± 0.0357	- ± -	0.0704	-	-
Ibuprofen	µg/l	0.192 ± 0.0072	- ± -	0.00961	-	-
Iopamidol	µg/l	1.44 ± 0.0149	- ± -	0.332	-	-
Metoprolol	µg/l	0.14 ± 0.0117	- ± -	0.0279	-	-
Saccharin	µg/l	1.28 ± 0.135	- ± -	0.282	-	-
Sotalol	µg/l	0.272 ± 0.0153	- ± -	0.0599	-	-
Sucralose	µg/l	2.42 ± 0.215	- ± -	0.726	-	-
Sulfamethoxazole	µg/l	0.973 ± 0.059	1.8499 ± 0.1149	0.117	190	3.70

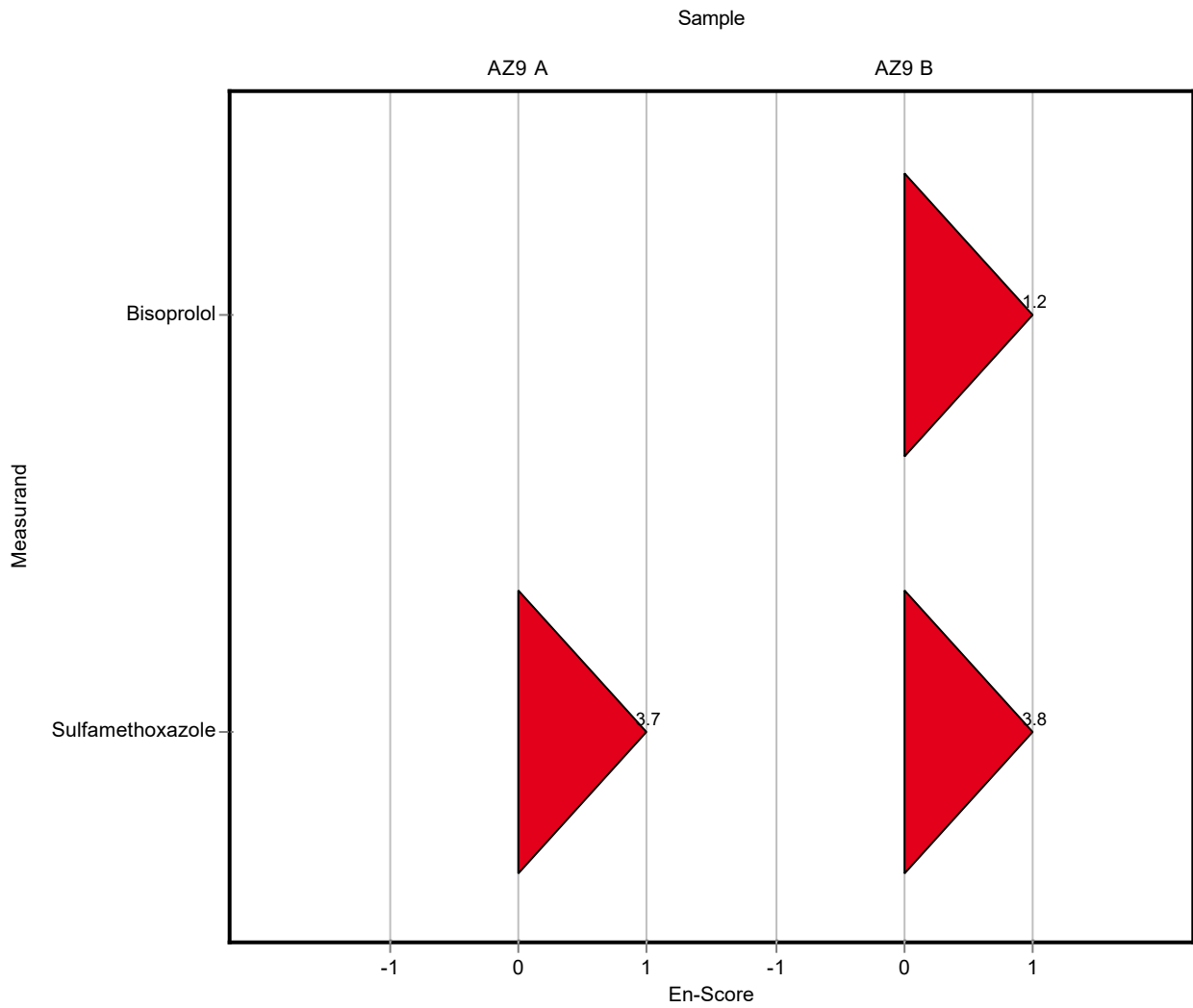
Sample: AZ9B

Parameter	Unit	Assigned value ± U (k=2)	Result ± U	Criterion	Recovery [%]	En-Score
4-Acetylaminoantipyrine	µg/l	- ± -	- ± -	-	-	-
4-Formylaminoantipyrine	µg/l	5.89 ± 0.233	- ± -	0.283	-	-
10,11-Dihydro-10,11-Dihydroxycarbamazepine	µg/l	1.28 ± 0.157	- ± -	0.192	-	-
Acesulfame	µg/l	0.947 ± 0.0826	- ± -	0.161	-	-
Amidotrizoic acid	µg/l	2.07 ± 0.106	- ± -	0.517	-	-
Atenolol	µg/l	1.01 ± 0.0967	- ± -	0.253	-	-

Summary of results Pharmaceuticals, Industrial Chemicals and Artificial  
Sweeteners - AZ9 - En-Score

Labcode: LC0011

Parameter	Unit	Assigned value ± U (k=2)	Result ± U	Criterion Recovery [%]	En-Score
Benzotriazole	µg/l	11.3 ± 0.524	- ± -	1.35	-
Bisoprolol	µg/l	0.619 ± 0.149	0.9528 ± 0.115	0.186	154
Carbamazepine	µg/l	1.09 ± 0.00928	- ± -	0.142	-
Cyclamate	µg/l	0.609 ± 0.0519	- ± -	0.183	-
Diazepam	µg/l	0.317 ± 0.0225	- ± -	0.0317	-
Diclofenac	µg/l	4.4 ± 0.142	- ± -	0.616	-
Ibuprofen	µg/l	0.941 ± 0.0311	- ± -	0.0546	-
Iopamidol	µg/l	38 ± 1.61	- ± -	8.74	-
Metoprolol	µg/l	0.523 ± 0.035	- ± -	0.105	-
Saccharin	µg/l	2.2 ± 0.254	- ± -	0.484	-
Sotalol	µg/l	1.32 ± 0.161	- ± -	0.291	-
Sucralose	µg/l	18 ± 1.99	- ± -	5.4	-
Sulfamethoxazole	µg/l	2.07 ± 0.069	3.9684 ± 0.2464	0.249	191





Sample: AZ9A

Parameter	Unit	Assigned value ± U (k=2)	Result ± U	Criterion	Recovery [%]	z-Score
4-Acetylaminoantipyrine	µg/l	0.251 ± 0.0249	0.2 ± 0.1	0.0326	79.7	-1.56
4-Formylaminoantipyrine	µg/l	0.451 ± 0.0266	- ± -	0.0324	-	-
10,11-Dihydro-10,11-Dihydroxycarbamazepine	µg/l	0.178 ± 0.0328	- ± -	0.0409	-	-
Acesulfame	µg/l	0.67 ± 0.0629	- ± -	0.114	-	-
Amidotrizoic acid	µg/l	1.87 ± 0.0965	1.399 ± 0.7	0.467	75	-1.00
Atenolol	µg/l	0.855 ± 0.0663	0.677 ± 0.339	0.214	79.2	-0.83
Benzotriazole	µg/l	1.8 ± 0.0607	- ± -	0.215	-	-
Bisoprolol	µg/l	- ± -	0.459 ± 0.23	-	-	-
Carbamazepine	µg/l	0.301 ± 0.0128	0.324 ± 0.162	0.0391	108	0.59
Cyclamate	µg/l	0.44 ± 0.0365	- ± -	0.132	-	-
Diazepam	µg/l	0.288 ± 0.0288	0.231 ± 0.116	0.0403	80.3	-1.40
Diclofenac	µg/l	0.306 ± 0.0357	0.186 ± 0.093	0.0704	60.7	-1.71
Ibuprofen	µg/l	0.192 ± 0.0072	<10 (LOQ) ± -	0.00961	-	-
Iopamidol	µg/l	1.44 ± 0.0149	- ± -	0.332	-	-
Metoprolol	µg/l	0.14 ± 0.0117	0.088 ± 0.044	0.0279	63	-1.85
Saccharin	µg/l	1.28 ± 0.135	- ± -	0.282	-	-
Sotalol	µg/l	0.272 ± 0.0153	0.162 ± 0.081	0.0599	59.5	-1.84
Sucralose	µg/l	2.42 ± 0.215	- ± -	0.726	-	-
Sulfamethoxazole	µg/l	0.973 ± 0.059	0.823 ± 0.412	0.117	84.6	-1.28

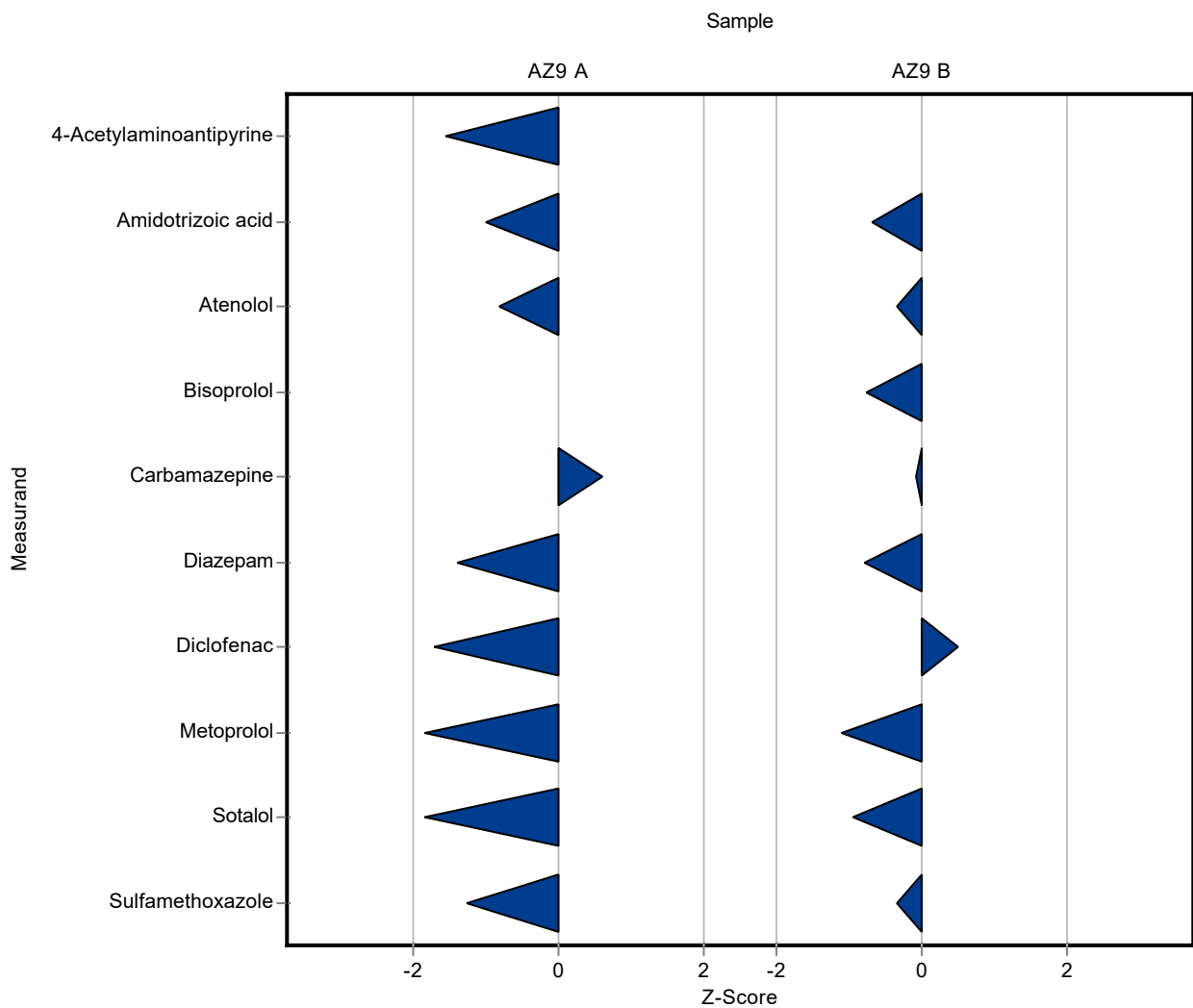
Sample: AZ9B

Parameter	Unit	Assigned value ± U (k=2)	Result ± U	Criterion	Recovery [%]	z-Score
4-Acetylaminoantipyrine	µg/l	- ± -	2.683 ± 1.342	-	-	-
4-Formylaminoantipyrine	µg/l	5.89 ± 0.233	- ± -	0.283	-	-
10,11-Dihydro-10,11-Dihydroxycarbamazepine	µg/l	1.28 ± 0.157	- ± -	0.192	-	-
Acesulfame	µg/l	0.947 ± 0.0826	- ± -	0.161	-	-
Amidotrizoic acid	µg/l	2.07 ± 0.106	1.72 ± 0.86	0.517	83.2	-0.67
Atenolol	µg/l	1.01 ± 0.0967	0.924 ± 0.462	0.253	91.5	-0.34

Summary of results Pharmaceuticals, Industrial Chemicals and Artificial  
Sweeteners - AZ9

Labcode: LC0012

Parameter	Unit	Assigned value ± U (k=2)	Result ± U	Criterion	Recovery [%]	z-Score
Benzotriazole	µg/l	11.3 ± 0.524	- ± -	1.35	-	-
Bisoprolol	µg/l	0.619 ± 0.149	0.476 ± 0.238	0.186	76.9	-0.77
Carbamazepine	µg/l	1.09 ± 0.00928	1.08 ± 0.54	0.142	99.2	-0.06
Cyclamate	µg/l	0.609 ± 0.0519	- ± -	0.183	-	-
Diazepam	µg/l	0.317 ± 0.0225	0.292 ± 0.146	0.0317	92.1	-0.79
Diclofenac	µg/l	4.4 ± 0.142	4.718 ± 2.359	0.616	107	0.52
Ibuprofen	µg/l	0.941 ± 0.0311	<10 (LOQ) ± -	0.0546	-	-
Iopamidol	µg/l	38 ± 1.61	- ± -	8.74	-	-
Metoprolol	µg/l	0.523 ± 0.035	0.407 ± 0.204	0.105	77.8	-1.11
Saccharin	µg/l	2.2 ± 0.254	- ± -	0.484	-	-
Sotalol	µg/l	1.32 ± 0.161	1.049 ± 0.525	0.291	79.4	-0.94
Sucralose	µg/l	18 ± 1.99	- ± -	5.4	-	-
Sulfamethoxazole	µg/l	2.07 ± 0.069	1.992 ± 0.996	0.249	96.1	-0.33



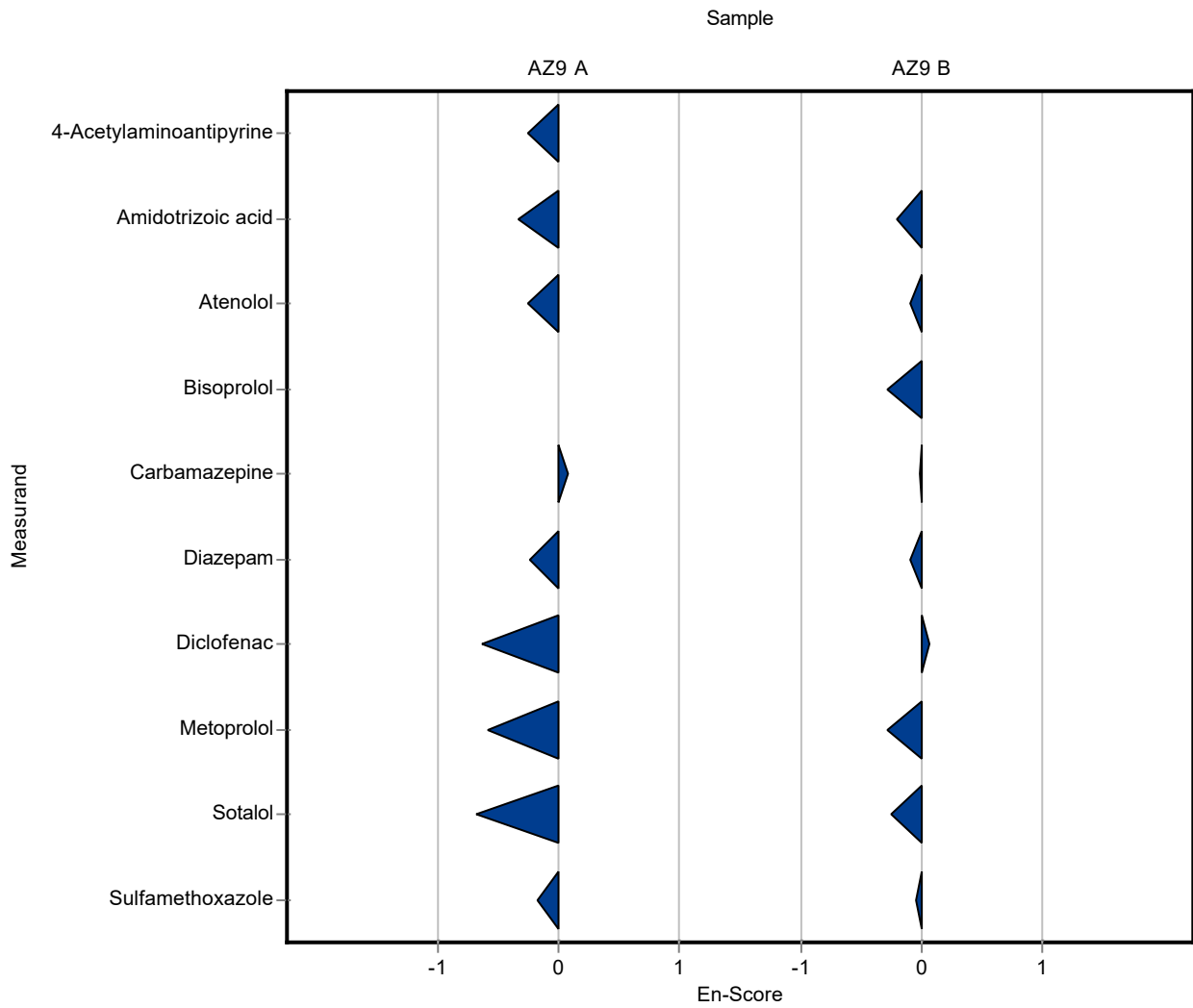
Sample: AZ9A

Parameter	Unit	Assigned value ± U (k=2)	Result ± U	Criterion	Recovery [%]	En-Score
4-Acetylaminoantipyrine	µg/l	0.251 ± 0.0249	0.2 ± 0.1	0.0326	79.7	-0.25
4-Formylaminoantipyrine	µg/l	0.451 ± 0.0266	- ± -	0.0324	-	-
10,11-Dihydro-10,11-Dihydroxycarbamazepine	µg/l	0.178 ± 0.0328	- ± -	0.0409	-	-
Acesulfame	µg/l	0.67 ± 0.0629	- ± -	0.114	-	-
Amidotrizoic acid	µg/l	1.87 ± 0.0965	1.399 ± 0.7	0.467	75	-0.33
Atenolol	µg/l	0.855 ± 0.0663	0.677 ± 0.339	0.214	79.2	-0.26
Benzotriazole	µg/l	1.8 ± 0.0607	- ± -	0.215	-	-
Bisoprolol	µg/l	- ± -	0.459 ± 0.23	-	-	-
Carbamazepine	µg/l	0.301 ± 0.0128	0.324 ± 0.162	0.0391	108	0.07
Cyclamate	µg/l	0.44 ± 0.0365	- ± -	0.132	-	-
Diazepam	µg/l	0.288 ± 0.0288	0.231 ± 0.116	0.0403	80.3	-0.24
Diclofenac	µg/l	0.306 ± 0.0357	0.186 ± 0.093	0.0704	60.7	-0.64
Ibuprofen	µg/l	0.192 ± 0.0072	<10 (LOQ) ± -	0.00961	-	-
Iopamidol	µg/l	1.44 ± 0.0149	- ± -	0.332	-	-
Metoprolol	µg/l	0.14 ± 0.0117	0.088 ± 0.044	0.0279	63	-0.58
Saccharin	µg/l	1.28 ± 0.135	- ± -	0.282	-	-
Sotalol	µg/l	0.272 ± 0.0153	0.162 ± 0.081	0.0599	59.5	-0.68
Sucralose	µg/l	2.42 ± 0.215	- ± -	0.726	-	-
Sulfamethoxazole	µg/l	0.973 ± 0.059	0.823 ± 0.412	0.117	84.6	-0.18

Sample: AZ9B

Parameter	Unit	Assigned value ± U (k=2)	Result ± U	Criterion	Recovery [%]	En-Score
4-Acetylaminoantipyrine	µg/l	- ± -	2.683 ± 1.342	-	-	-
4-Formylaminoantipyrine	µg/l	5.89 ± 0.233	- ± -	0.283	-	-
10,11-Dihydro-10,11-Dihydroxycarbamazepine	µg/l	1.28 ± 0.157	- ± -	0.192	-	-
Acesulfame	µg/l	0.947 ± 0.0826	- ± -	0.161	-	-
Amidotrizoic acid	µg/l	2.07 ± 0.106	1.72 ± 0.86	0.517	83.2	-0.20
Atenolol	µg/l	1.01 ± 0.0967	0.924 ± 0.462	0.253	91.5	-0.09

Parameter	Unit	Assigned value ± U (k=2)	Result ± U	Criterion	Recovery [%]	En-Score
Benzotriazole	µg/l	11.3 ± 0.524	- ± -	1.35	-	-
Bisoprolol	µg/l	0.619 ± 0.149	0.476 ± 0.238	0.186	76.9	-0.29
Carbamazepine	µg/l	1.09 ± 0.00928	1.08 ± 0.54	0.142	99.2	-0.01
Cyclamate	µg/l	0.609 ± 0.0519	- ± -	0.183	-	-
Diazepam	µg/l	0.317 ± 0.0225	0.292 ± 0.146	0.0317	92.1	-0.09
Diclofenac	µg/l	4.4 ± 0.142	4.718 ± 2.359	0.616	107	0.07
Ibuprofen	µg/l	0.941 ± 0.0311	<10 (LOQ) ± -	0.0546	-	-
Iopamidol	µg/l	38 ± 1.61	- ± -	8.74	-	-
Metoprolol	µg/l	0.523 ± 0.035	0.407 ± 0.204	0.105	77.8	-0.28
Saccharin	µg/l	2.2 ± 0.254	- ± -	0.484	-	-
Sotalol	µg/l	1.32 ± 0.161	1.049 ± 0.525	0.291	79.4	-0.26
Sucralose	µg/l	18 ± 1.99	- ± -	5.4	-	-
Sulfamethoxazole	µg/l	2.07 ± 0.069	1.992 ± 0.996	0.249	96.1	-0.04



Sample: AZ9A

Parameter	Unit	Assigned value ± U (k=2)	Result ± U	Criterion	Recovery [%]	z-Score
4-Acetylaminoantipyrine	µg/l	0.251 ± 0.0249	- ± -	0.0326	-	-
4-Formylaminoantipyrine	µg/l	0.451 ± 0.0266	- ± -	0.0324	-	-
10,11-Dihydro-10,11-Dihydroxycarbamazepine	µg/l	0.178 ± 0.0328	0.213 ± 0.043	0.0409	120	0.86
Acesulfame	µg/l	0.67 ± 0.0629	0.645 ± 0.161	0.114	96.3	-0.22
Amidotrizoic acid	µg/l	1.87 ± 0.0965	1.91 ± 0.382	0.467	102	0.09
Atenolol	µg/l	0.855 ± 0.0663	0.824 ± 0.165	0.214	96.4	-0.14
Benzotriazole	µg/l	1.8 ± 0.0607	1.81 ± 0.363	0.215	101	0.07
Bisoprolol	µg/l	- ± -	- ± -	-	-	-
Carbamazepine	µg/l	0.301 ± 0.0128	0.3 ± 0.06	0.0391	99.7	-0.02
Cyclamate	µg/l	0.44 ± 0.0365	0.538 ± 0.151	0.132	122	0.75
Diazepam	µg/l	0.288 ± 0.0288	0.361 ± 0.072	0.0403	126	1.83
Diclofenac	µg/l	0.306 ± 0.0357	0.301 ± 0.06	0.0704	98.3	-0.07
Ibuprofen	µg/l	0.192 ± 0.0072	0.186 ± 0.037	0.00961	96.8	-0.65
Iopamidol	µg/l	1.44 ± 0.0149	1.456 ± 0.291	0.332	101	0.04
Metoprolol	µg/l	0.14 ± 0.0117	0.13 ± 0.026	0.0279	93.1	-0.35
Saccharin	µg/l	1.28 ± 0.135	1.53 ± 0.307	0.282	120	0.89
Sotalol	µg/l	0.272 ± 0.0153	0.277 ± 0.055	0.0599	102	0.08
Sucralose	µg/l	2.42 ± 0.215	1.9 ± 0.45	0.726	78.5	-0.72
Sulfamethoxazole	µg/l	0.973 ± 0.059	0.978 ± 0.196	0.117	101	0.05

Sample: AZ9B

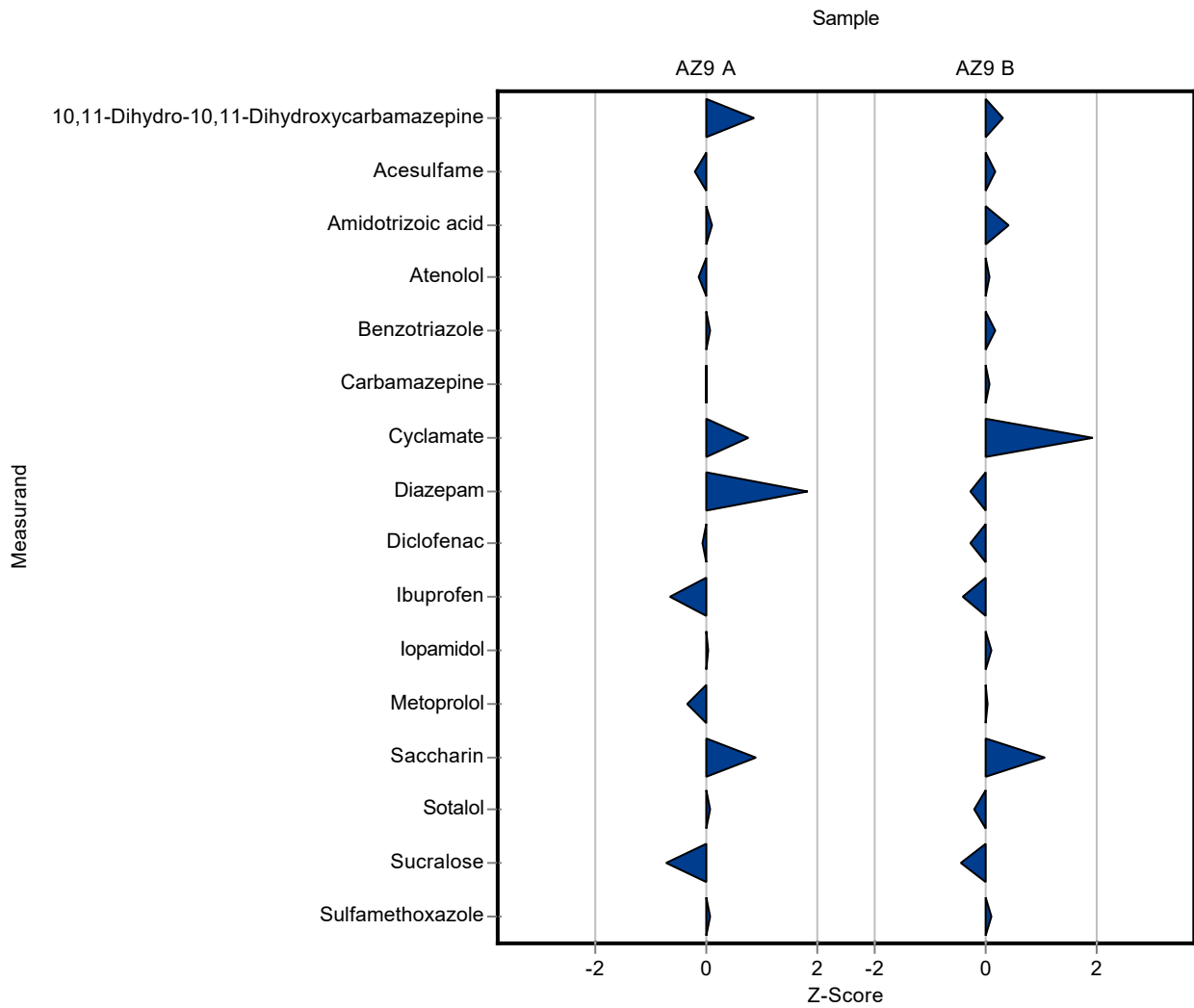
Parameter	Unit	Assigned value ± U (k=2)	Result ± U	Criterion	Recovery [%]	z-Score
4-Acetylaminoantipyrine	µg/l	- ± -	- ± -	-	-	-
4-Formylaminoantipyrine	µg/l	5.89 ± 0.233	- ± -	0.283	-	-
10,11-Dihydro-10,11-Dihydroxycarbamazepine	µg/l	1.28 ± 0.157	1.34 ± 0.268	0.192	105	0.31
Acesulfame	µg/l	0.947 ± 0.0826	0.974 ± 0.243	0.161	103	0.17
Amidotrizoic acid	µg/l	2.07 ± 0.106	2.28 ± 0.456	0.517	110	0.41
Atenolol	µg/l	1.01 ± 0.0967	1.03 ± 0.206	0.253	102	0.08

Summary of results Pharmaceuticals, Industrial Chemicals and Artificial  
Sweeteners - AZ9

Labcode: LC0013

Parameter	Unit	Assigned value ± U (k=2)	Result ± U	Criterion	Recovery [%]	z-Score
Benzotriazole	µg/l	11.3 ± 0.524	11.5 ± 2.3	1.35	102	0.17
Bisoprolol	µg/l	0.619 ± 0.149	- ± -	0.186	-	-
Carbamazepine	µg/l	1.09 ± 0.00928	1.1 ± 0.22	0.142	101	0.08
Cyclamate	µg/l	0.609 ± 0.0519	0.963 ± 0.27	0.183	158	1.94
Diazepam	µg/l	0.317 ± 0.0225	0.309 ± 0.062	0.0317	97.5	-0.25
Diclofenac	µg/l	4.4 ± 0.142	4.23 ± 0.847	0.616	96.1	-0.28
Ibuprofen	µg/l	0.941 ± 0.0311	0.919 ± 0.184	0.0546	97.7	-0.40
Iopamidol	µg/l	38 ± 1.61	39.1 ± 7.82	8.74	103	0.12
Metoprolol	µg/l	0.523 ± 0.035	0.529 ± 0.106	0.105	101	0.06
Saccharin	µg/l	2.2 ± 0.254	2.72 ± 0.545	0.484	124	1.07
Sotalol	µg/l	1.32 ± 0.161	1.261 ± 0.252	0.291	95.4	-0.21
Sucralose	µg/l	18 ± 1.99	15.6 ± 3.75	5.4	86.7	-0.45
Sulfamethoxazole	µg/l	2.07 ± 0.069	2.1 ± 0.42	0.249	101	0.11





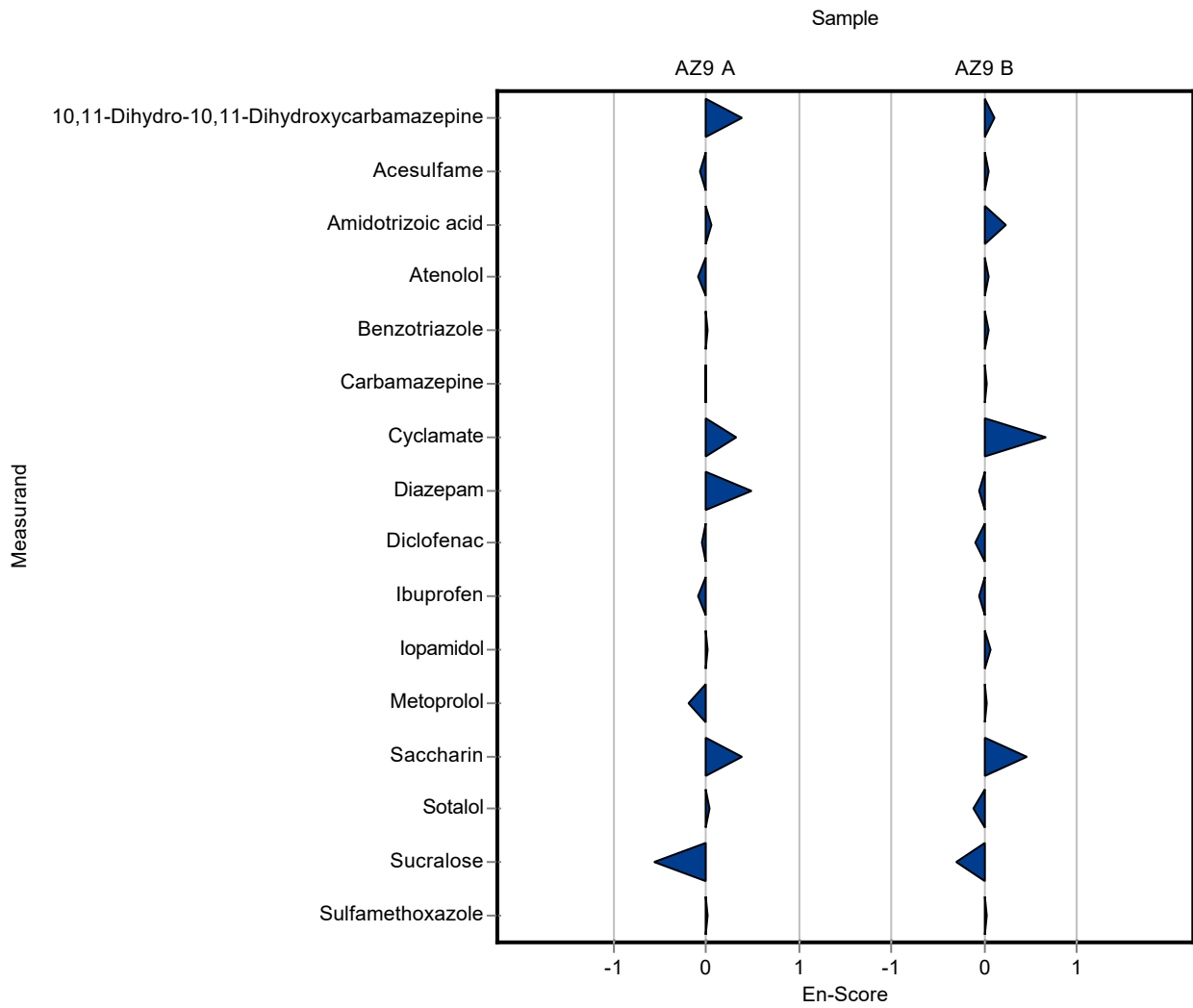
Sample: AZ9A

Parameter	Unit	Assigned value ± U (k=2)	Result ± U	Criterion	Recovery [%]	En-Score
4-Acetylaminoantipyrine	µg/l	0.251 ± 0.0249	- ± -	0.0326	-	-
4-Formylaminoantipyrine	µg/l	0.451 ± 0.0266	- ± -	0.0324	-	-
10,11-Dihydro-10,11-Dihydroxycarbamazepine	µg/l	0.178 ± 0.0328	0.213 ± 0.043	0.0409	120	0.38
Acesulfame	µg/l	0.67 ± 0.0629	0.645 ± 0.161	0.114	96.3	-0.08
Amidotrizoic acid	µg/l	1.87 ± 0.0965	1.91 ± 0.382	0.467	102	0.06
Atenolol	µg/l	0.855 ± 0.0663	0.824 ± 0.165	0.214	96.4	-0.09
Benzotriazole	µg/l	1.8 ± 0.0607	1.81 ± 0.363	0.215	101	0.02
Bisoprolol	µg/l	- ± -	- ± -	-	-	-
Carbamazepine	µg/l	0.301 ± 0.0128	0.3 ± 0.06	0.0391	99.7	-0.01
Cyclamate	µg/l	0.44 ± 0.0365	0.538 ± 0.151	0.132	122	0.32
Diazepam	µg/l	0.288 ± 0.0288	0.361 ± 0.072	0.0403	126	0.50
Diclofenac	µg/l	0.306 ± 0.0357	0.301 ± 0.06	0.0704	98.3	-0.04
Ibuprofen	µg/l	0.192 ± 0.0072	0.186 ± 0.037	0.00961	96.8	-0.08
Iopamidol	µg/l	1.44 ± 0.0149	1.456 ± 0.291	0.332	101	0.02
Metoprolol	µg/l	0.14 ± 0.0117	0.13 ± 0.026	0.0279	93.1	-0.18
Saccharin	µg/l	1.28 ± 0.135	1.53 ± 0.307	0.282	120	0.40
Sotalol	µg/l	0.272 ± 0.0153	0.277 ± 0.055	0.0599	102	0.04
Sucralose	µg/l	2.42 ± 0.215	1.9 ± 0.45	0.726	78.5	-0.56
Sulfamethoxazole	µg/l	0.973 ± 0.059	0.978 ± 0.196	0.117	101	0.01

Sample: AZ9B

Parameter	Unit	Assigned value ± U (k=2)	Result ± U	Criterion	Recovery [%]	En-Score
4-Acetylaminoantipyrine	µg/l	- ± -	- ± -	-	-	-
4-Formylaminoantipyrine	µg/l	5.89 ± 0.233	- ± -	0.283	-	-
10,11-Dihydro-10,11-Dihydroxycarbamazepine	µg/l	1.28 ± 0.157	1.34 ± 0.268	0.192	105	0.11
Acesulfame	µg/l	0.947 ± 0.0826	0.974 ± 0.243	0.161	103	0.05
Amidotrizoic acid	µg/l	2.07 ± 0.106	2.28 ± 0.456	0.517	110	0.23
Atenolol	µg/l	1.01 ± 0.0967	1.03 ± 0.206	0.253	102	0.05

Parameter	Unit	Assigned value ± U (k=2)	Result ± U	Criterion	Recovery [%]	En-Score
Benzotriazole	µg/l	11.3 ± 0.524	11.5 ± 2.3	1.35	102	0.05
Bisoprolol	µg/l	0.619 ± 0.149	- ± -	0.186	-	-
Carbamazepine	µg/l	1.09 ± 0.00928	1.1 ± 0.22	0.142	101	0.02
Cyclamate	µg/l	0.609 ± 0.0519	0.963 ± 0.27	0.183	158	0.65
Diazepam	µg/l	0.317 ± 0.0225	0.309 ± 0.062	0.0317	97.5	-0.06
Diclofenac	µg/l	4.4 ± 0.142	4.23 ± 0.847	0.616	96.1	-0.10
Ibuprofen	µg/l	0.941 ± 0.0311	0.919 ± 0.184	0.0546	97.7	-0.06
Iopamidol	µg/l	38 ± 1.61	39.1 ± 7.82	8.74	103	0.07
Metoprolol	µg/l	0.523 ± 0.035	0.529 ± 0.106	0.105	101	0.03
Saccharin	µg/l	2.2 ± 0.254	2.72 ± 0.545	0.484	124	0.46
Sotalol	µg/l	1.32 ± 0.161	1.261 ± 0.252	0.291	95.4	-0.11
Sucralose	µg/l	18 ± 1.99	15.6 ± 3.75	5.4	86.7	-0.31
Sulfamethoxazole	µg/l	2.07 ± 0.069	2.1 ± 0.42	0.249	101	0.03



Sample: AZ9A

Parameter	Unit	Assigned value ± U (k=2)	Result ± U	Criterion	Recovery [%]	z-Score
4-Acetylaminoantipyrine	µg/l	0.251 ± 0.0249	0.237 ± 0.035	0.0326	94.4	-0.43
4-Formylaminoantipyrine	µg/l	0.451 ± 0.0266	- ± -	0.0324	-	-
10,11-Dihydro-10,11-Dihydroxycarbamazepine	µg/l	0.178 ± 0.0328	- ± -	0.0409	-	-
Acesulfame	µg/l	0.67 ± 0.0629	0.644 ± 0.161	0.114	96.2	-0.23
Amidotrizoic acid	µg/l	1.87 ± 0.0965	1.645 ± 0.411	0.467	88.1	-0.47
Atenolol	µg/l	0.855 ± 0.0663	0.836 ± 0.209	0.214	97.8	-0.09
Benzotriazole	µg/l	1.8 ± 0.0607	1.807 ± 0.452	0.215	101	0.05
Bisoprolol	µg/l	- ± -	- ± -	-	-	-
Carbamazepine	µg/l	0.301 ± 0.0128	0.291 ± 0.058	0.0391	96.7	-0.25
Cyclamate	µg/l	0.44 ± 0.0365	- ± -	0.132	-	-
Diazepam	µg/l	0.288 ± 0.0288	- ± -	0.0403	-	-
Diclofenac	µg/l	0.306 ± 0.0357	0.317 ± 0.079	0.0704	103	0.15
Ibuprofen	µg/l	0.192 ± 0.0072	0.187 ± 0.065	0.00961	97.3	-0.54
Iopamidol	µg/l	1.44 ± 0.0149	- ± -	0.332	-	-
Metoprolol	µg/l	0.14 ± 0.0117	0.134 ± 0.033	0.0279	95.9	-0.20
Saccharin	µg/l	1.28 ± 0.135	- ± -	0.282	-	-
Sotalol	µg/l	0.272 ± 0.0153	0.264 ± 0.066	0.0599	97	-0.14
Sucralose	µg/l	2.42 ± 0.215	- ± -	0.726	-	-
Sulfamethoxazole	µg/l	0.973 ± 0.059	0.873 ± 0.175	0.117	89.8	-0.85

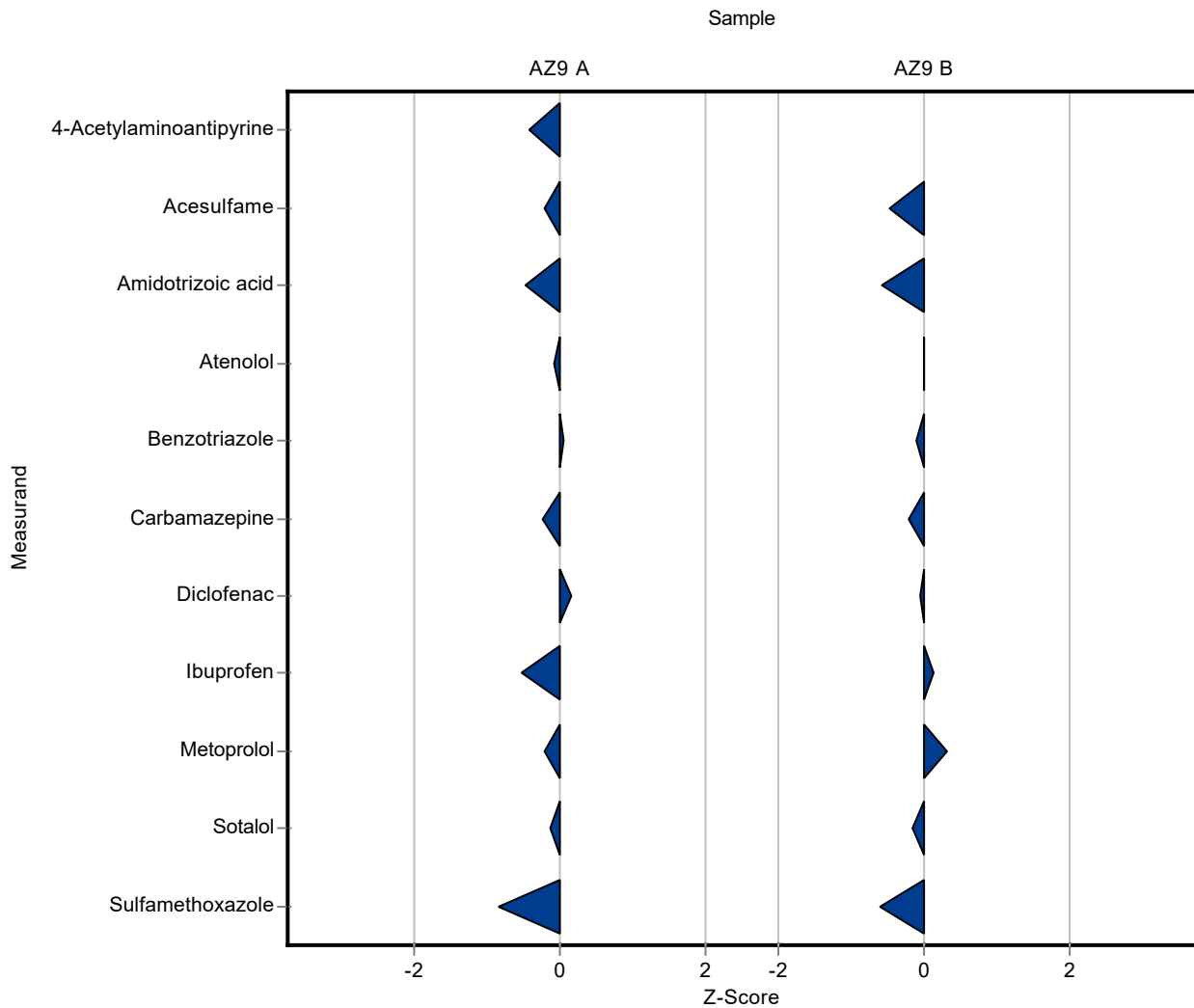
Sample: AZ9B

Parameter	Unit	Assigned value ± U (k=2)	Result ± U	Criterion	Recovery [%]	z-Score
4-Acetylaminoantipyrine	µg/l	- ± -	2.896 ± 0.434	-	-	-
4-Formylaminoantipyrine	µg/l	5.89 ± 0.233	- ± -	0.283	-	-
10,11-Dihydro-10,11-Dihydroxycarbamazepine	µg/l	1.28 ± 0.157	- ± -	0.192	-	-
Acesulfame	µg/l	0.947 ± 0.0826	0.872 ± 0.218	0.161	92.1	-0.47
Amidotrizoic acid	µg/l	2.07 ± 0.106	1.772 ± 0.443	0.517	85.7	-0.57
Atenolol	µg/l	1.01 ± 0.0967	1.011 ± 0.253	0.253	100	0.00

Summary of results Pharmaceuticals, Industrial Chemicals and Artificial  
Sweeteners - AZ9

Labcode: LC0014

Parameter	Unit	Assigned value ± U (k=2)	Result ± U	Criterion	Recovery [%]	z-Score
Benzotriazole	µg/l	11.3 ± 0.524	11.122 ± 2.78	1.35	98.7	-0.10
Bisoprolol	µg/l	0.619 ± 0.149	- ± -	0.186	-	-
Carbamazepine	µg/l	1.09 ± 0.00928	1.059 ± 0.212	0.142	97.2	-0.21
Cyclamate	µg/l	0.609 ± 0.0519	- ± -	0.183	-	-
Diazepam	µg/l	0.317 ± 0.0225	- ± -	0.0317	-	-
Diclofenac	µg/l	4.4 ± 0.142	4.366 ± 1.091	0.616	99.2	-0.06
Ibuprofen	µg/l	0.941 ± 0.0311	0.949 ± 0.332	0.0546	101	0.15
Iopamidol	µg/l	38 ± 1.61	- ± -	8.74	-	-
Metoprolol	µg/l	0.523 ± 0.035	0.556 ± 0.139	0.105	106	0.32
Saccharin	µg/l	2.2 ± 0.254	- ± -	0.484	-	-
Sotalol	µg/l	1.32 ± 0.161	1.28 ± 0.32	0.291	96.9	-0.14
Sucralose	µg/l	18 ± 1.99	- ± -	5.4	-	-
Sulfamethoxazole	µg/l	2.07 ± 0.069	1.922 ± 0.384	0.249	92.7	-0.61



Sample: AZ9A

Parameter	Unit	Assigned value ± U (k=2)	Result ± U	Criterion	Recovery [%]	En-Score
4-Acetylaminoantipyrine	µg/l	0.251 ± 0.0249	0.237 ± 0.035	0.0326	94.4	-0.19
4-Formylaminoantipyrine	µg/l	0.451 ± 0.0266	- ± -	0.0324	-	-
10,11-Dihydro-10,11-Dihydroxycarbamazepine	µg/l	0.178 ± 0.0328	- ± -	0.0409	-	-
Acesulfame	µg/l	0.67 ± 0.0629	0.644 ± 0.161	0.114	96.2	-0.08
Amidotrizoic acid	µg/l	1.87 ± 0.0965	1.645 ± 0.411	0.467	88.1	-0.27
Atenolol	µg/l	0.855 ± 0.0663	0.836 ± 0.209	0.214	97.8	-0.04
Benzotriazole	µg/l	1.8 ± 0.0607	1.807 ± 0.452	0.215	101	0.01
Bisoprolol	µg/l	- ± -	- ± -	-	-	-
Carbamazepine	µg/l	0.301 ± 0.0128	0.291 ± 0.058	0.0391	96.7	-0.08
Cyclamate	µg/l	0.44 ± 0.0365	- ± -	0.132	-	-
Diazepam	µg/l	0.288 ± 0.0288	- ± -	0.0403	-	-
Diclofenac	µg/l	0.306 ± 0.0357	0.317 ± 0.079	0.0704	103	0.07
Ibuprofen	µg/l	0.192 ± 0.0072	0.187 ± 0.065	0.00961	97.3	-0.04
Iopamidol	µg/l	1.44 ± 0.0149	- ± -	0.332	-	-
Metoprolol	µg/l	0.14 ± 0.0117	0.134 ± 0.033	0.0279	95.9	-0.09
Saccharin	µg/l	1.28 ± 0.135	- ± -	0.282	-	-
Sotalol	µg/l	0.272 ± 0.0153	0.264 ± 0.066	0.0599	97	-0.06
Sucralose	µg/l	2.42 ± 0.215	- ± -	0.726	-	-
Sulfamethoxazole	µg/l	0.973 ± 0.059	0.873 ± 0.175	0.117	89.8	-0.28

Sample: AZ9B

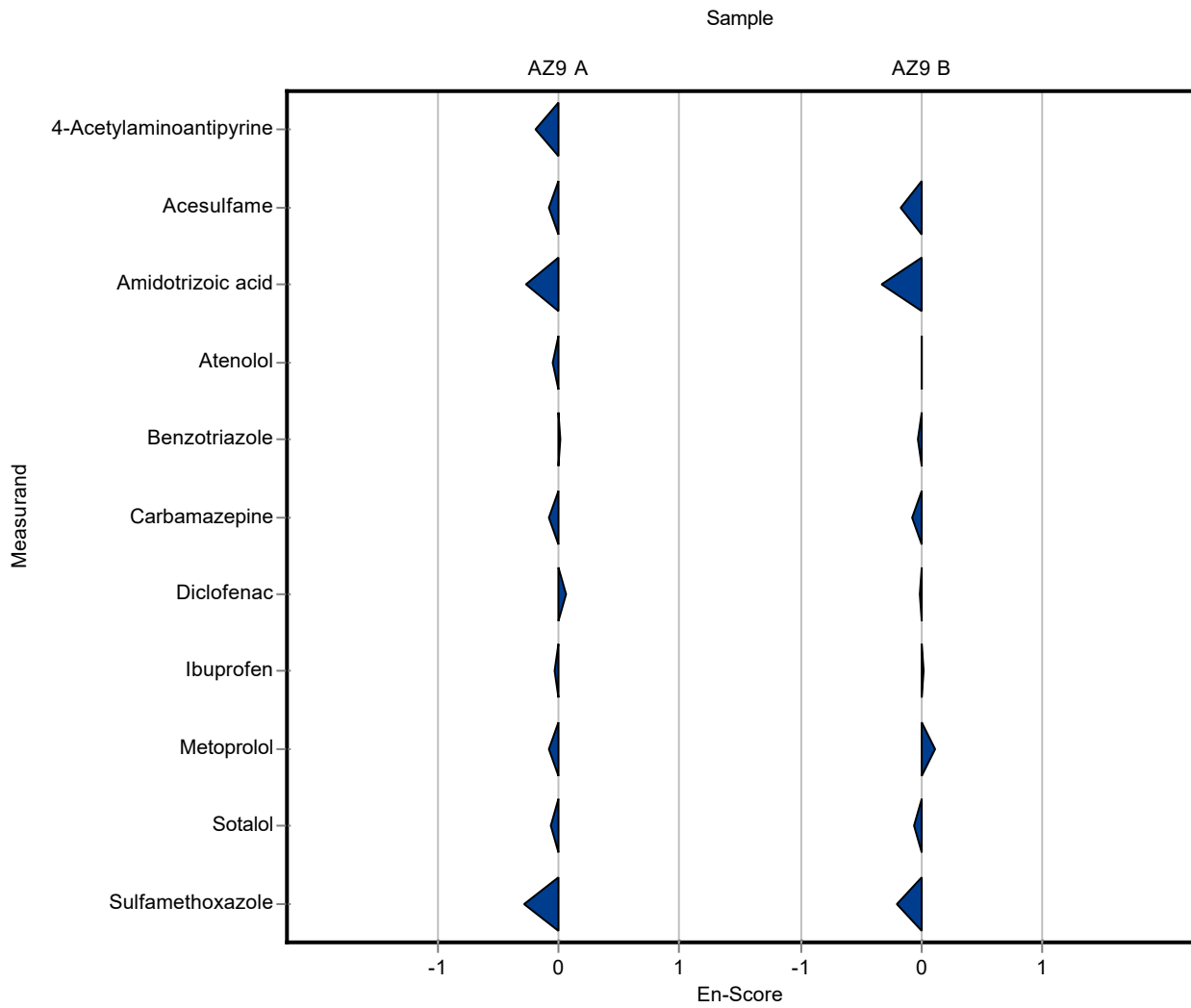
Parameter	Unit	Assigned value ± U (k=2)	Result ± U	Criterion	Recovery [%]	En-Score
4-Acetylaminoantipyrine	µg/l	- ± -	2.896 ± 0.434	-	-	-
4-Formylaminoantipyrine	µg/l	5.89 ± 0.233	- ± -	0.283	-	-
10,11-Dihydro-10,11-Dihydroxycarbamazepine	µg/l	1.28 ± 0.157	- ± -	0.192	-	-
Acesulfame	µg/l	0.947 ± 0.0826	0.872 ± 0.218	0.161	92.1	-0.17
Amidotrizoic acid	µg/l	2.07 ± 0.106	1.772 ± 0.443	0.517	85.7	-0.33
Atenolol	µg/l	1.01 ± 0.0967	1.011 ± 0.253	0.253	100	0.00



Summary of results Pharmaceuticals, Industrial Chemicals and Artificial  
Sweeteners - AZ9 - En-Score

Labcode: LC0014

Parameter	Unit	Assigned value ± U (k=2)	Result ± U	Criterion	Recovery [%]	En-Score
Benzotriazole	µg/l	11.3 ± 0.524	11.122 ± 2.78	1.35	98.7	-0.03
Bisoprolol	µg/l	0.619 ± 0.149	- ± -	0.186	-	-
Carbamazepine	µg/l	1.09 ± 0.00928	1.059 ± 0.212	0.142	97.2	-0.07
Cyclamate	µg/l	0.609 ± 0.0519	- ± -	0.183	-	-
Diazepam	µg/l	0.317 ± 0.0225	- ± -	0.0317	-	-
Diclofenac	µg/l	4.4 ± 0.142	4.366 ± 1.091	0.616	99.2	-0.02
Ibuprofen	µg/l	0.941 ± 0.0311	0.949 ± 0.332	0.0546	101	0.01
Iopamidol	µg/l	38 ± 1.61	- ± -	8.74	-	-
Metoprolol	µg/l	0.523 ± 0.035	0.556 ± 0.139	0.105	106	0.12
Saccharin	µg/l	2.2 ± 0.254	- ± -	0.484	-	-
Sotalol	µg/l	1.32 ± 0.161	1.28 ± 0.32	0.291	96.9	-0.06
Sucralose	µg/l	18 ± 1.99	- ± -	5.4	-	-
Sulfamethoxazole	µg/l	2.07 ± 0.069	1.922 ± 0.384	0.249	92.7	-0.20



Sample: AZ9A

Parameter	Unit	Assigned value ± U (k=2)	Result ± U	Criterion	Recovery [%]	z-Score
4-Acetylaminoantipyrine	µg/l	0.251 ± 0.0249	0.268 ± 0.035	0.0326	107	0.52
4-Formylaminoantipyrine	µg/l	0.451 ± 0.0266	0.419 ± 0.084	0.0324	93	-0.97
10,11-Dihydro-10,11-Dihydroxycarbamazepine	µg/l	0.178 ± 0.0328	0.165 ± 0.051	0.0409	92.8	-0.31
Acesulfame	µg/l	0.67 ± 0.0629	0.589 ± 0.112	0.114	87.9	-0.71
Amidotrizoic acid	µg/l	1.87 ± 0.0965	1.928 ± 0.328	0.467	103	0.13
Atenolol	µg/l	0.855 ± 0.0663	1.07 ± 0.139	0.214	125	1.01
Benzotriazole	µg/l	1.8 ± 0.0607	1.64 ± 0.246	0.215	91.3	-0.72
Bisoprolol	µg/l	- ± -	0.593 ± 0.077	-	-	-
Carbamazepine	µg/l	0.301 ± 0.0128	0.284 ± 0.048	0.0391	94.4	-0.43
Cyclamate	µg/l	0.44 ± 0.0365	0.421 ± 0.084	0.132	95.8	-0.14
Diazepam	µg/l	0.288 ± 0.0288	0.295 ± 0.053	0.0403	103	0.19
Diclofenac	µg/l	0.306 ± 0.0357	0.339 ± 0.071	0.0704	111	0.46
Ibuprofen	µg/l	0.192 ± 0.0072	0.183 ± 0.038	0.00961	95.2	-0.96
Iopamidol	µg/l	1.44 ± 0.0149	1.41 ± 0.226	0.332	97.8	-0.10
Metoprolol	µg/l	0.14 ± 0.0117	0.171 ± 0.057	0.0279	122	1.12
Saccharin	µg/l	1.28 ± 0.135	1.22 ± 0.207	0.282	95.3	-0.21
Sotalol	µg/l	0.272 ± 0.0153	0.333 ± 0.073	0.0599	122	1.01
Sucralose	µg/l	2.42 ± 0.215	- ± -	0.726	-	-
Sulfamethoxazole	µg/l	0.973 ± 0.059	0.993 ± 0.139	0.117	102	0.17

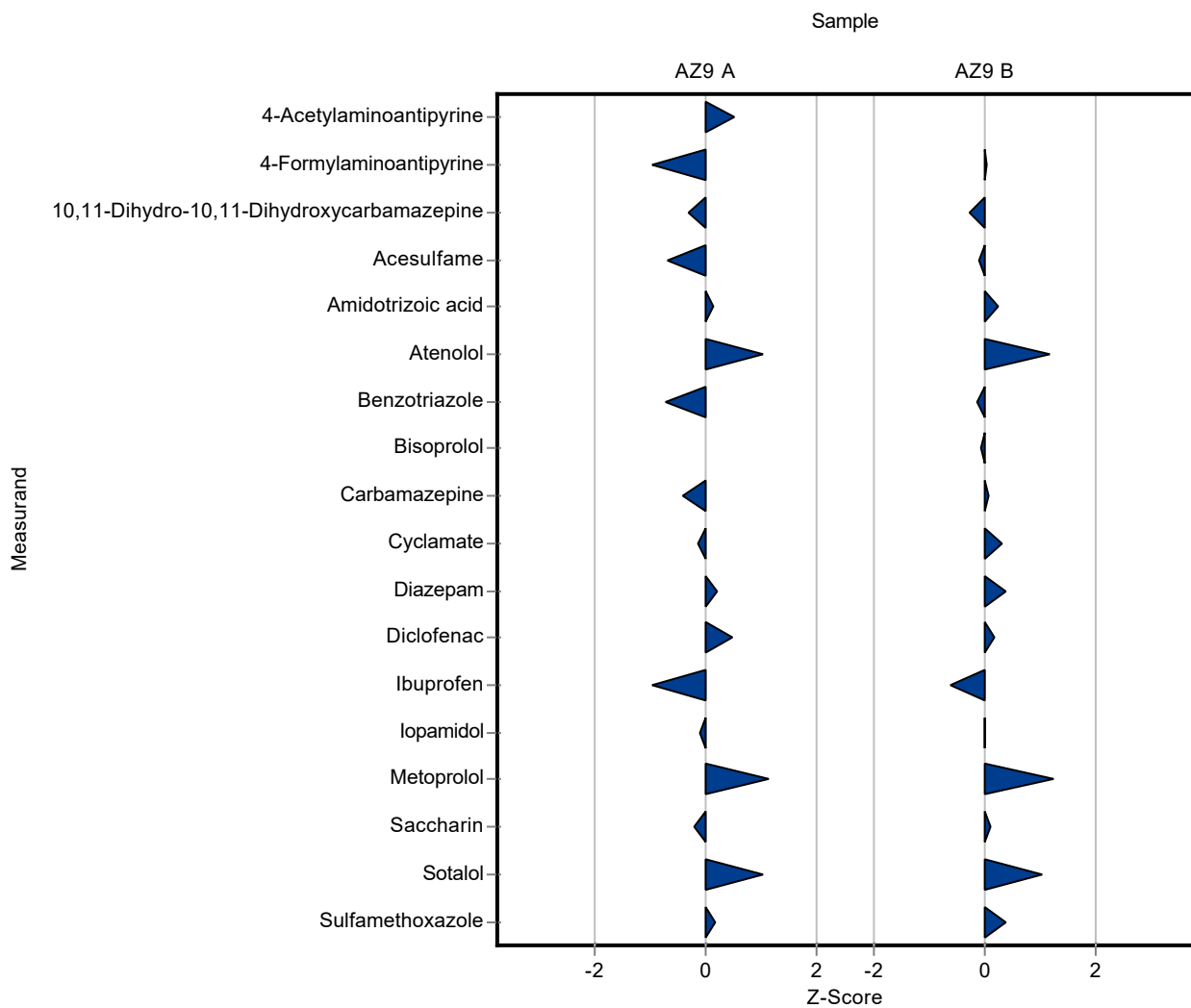
Sample: AZ9B

Parameter	Unit	Assigned value ± U (k=2)	Result ± U	Criterion	Recovery [%]	z-Score
4-Acetylaminoantipyrine	µg/l	- ± -	3.43 ± 0.446	-	-	-
4-Formylaminoantipyrine	µg/l	5.89 ± 0.233	5.91 ± 1.18	0.283	100	0.05
10,11-Dihydro-10,11-Dihydroxycarbamazepine	µg/l	1.28 ± 0.157	1.23 ± 0.38	0.192	96.1	-0.26
Acesulfame	µg/l	0.947 ± 0.0826	0.932 ± 0.177	0.161	98.4	-0.09
Amidotrizoic acid	µg/l	2.07 ± 0.106	2.19 ± 0.373	0.517	106	0.24
Atenolol	µg/l	1.01 ± 0.0967	1.31 ± 0.17	0.253	130	1.19

Summary of results Pharmaceuticals, Industrial Chemicals and Artificial  
Sweeteners - AZ9

Labcode: LC0015

Parameter	Unit	Assigned value ± U (k=2)	Result ± U	Criterion	Recovery [%]	z-Score
Benzotriazole	µg/l	11.3 ± 0.524	11.1 ± 1.66	1.35	98.5	-0.12
Bisoprolol	µg/l	0.619 ± 0.149	0.605 ± 0.079	0.186	97.8	-0.07
Carbamazepine	µg/l	1.09 ± 0.00928	1.1 ± 0.187	0.142	101	0.08
Cyclamate	µg/l	0.609 ± 0.0519	0.664 ± 0.133	0.183	109	0.30
Diazepam	µg/l	0.317 ± 0.0225	0.329 ± 0.059	0.0317	104	0.38
Diclofenac	µg/l	4.4 ± 0.142	4.52 ± 0.95	0.616	103	0.19
Ibuprofen	µg/l	0.941 ± 0.0311	0.907 ± 0.19	0.0546	96.4	-0.62
Iopamidol	µg/l	38 ± 1.61	38.2 ± 6.12	8.74	100	0.02
Metoprolol	µg/l	0.523 ± 0.035	0.654 ± 0.216	0.105	125	1.25
Saccharin	µg/l	2.2 ± 0.254	2.25 ± 0.382	0.484	102	0.10
Sotalol	µg/l	1.32 ± 0.161	1.62 ± 0.356	0.291	123	1.03
Sucralose	µg/l	18 ± 1.99	- ± -	5.4	-	-
Sulfamethoxazole	µg/l	2.07 ± 0.069	2.17 ± 0.304	0.249	105	0.39



Sample: AZ9A

Parameter	Unit	Assigned value ± U (k=2)	Result ± U	Criterion	Recovery [%]	En-Score
4-Acetylaminoantipyrine	µg/l	0.251 ± 0.0249	0.268 ± 0.035	0.0326	107	0.23
4-Formylaminoantipyrine	µg/l	0.451 ± 0.0266	0.419 ± 0.084	0.0324	93	-0.18
10,11-Dihydro-10,11-Dihydroxycarbamazepine	µg/l	0.178 ± 0.0328	0.165 ± 0.051	0.0409	92.8	-0.12
Acesulfame	µg/l	0.67 ± 0.0629	0.589 ± 0.112	0.114	87.9	-0.35
Amidotrizoic acid	µg/l	1.87 ± 0.0965	1.928 ± 0.328	0.467	103	0.09
Atenolol	µg/l	0.855 ± 0.0663	1.07 ± 0.139	0.214	125	0.75
Benzotriazole	µg/l	1.8 ± 0.0607	1.64 ± 0.246	0.215	91.3	-0.31
Bisoprolol	µg/l	- ± -	0.593 ± 0.077	-	-	-
Carbamazepine	µg/l	0.301 ± 0.0128	0.284 ± 0.048	0.0391	94.4	-0.17
Cyclamate	µg/l	0.44 ± 0.0365	0.421 ± 0.084	0.132	95.8	-0.11
Diazepam	µg/l	0.288 ± 0.0288	0.295 ± 0.053	0.0403	103	0.07
Diclofenac	µg/l	0.306 ± 0.0357	0.339 ± 0.071	0.0704	111	0.22
Ibuprofen	µg/l	0.192 ± 0.0072	0.183 ± 0.038	0.00961	95.2	-0.12
Iopamidol	µg/l	1.44 ± 0.0149	1.41 ± 0.226	0.332	97.8	-0.07
Metoprolol	µg/l	0.14 ± 0.0117	0.171 ± 0.057	0.0279	122	0.27
Saccharin	µg/l	1.28 ± 0.135	1.22 ± 0.207	0.282	95.3	-0.14
Sotalol	µg/l	0.272 ± 0.0153	0.333 ± 0.073	0.0599	122	0.41
Sucralose	µg/l	2.42 ± 0.215	- ± -	0.726	-	-
Sulfamethoxazole	µg/l	0.973 ± 0.059	0.993 ± 0.139	0.117	102	0.07

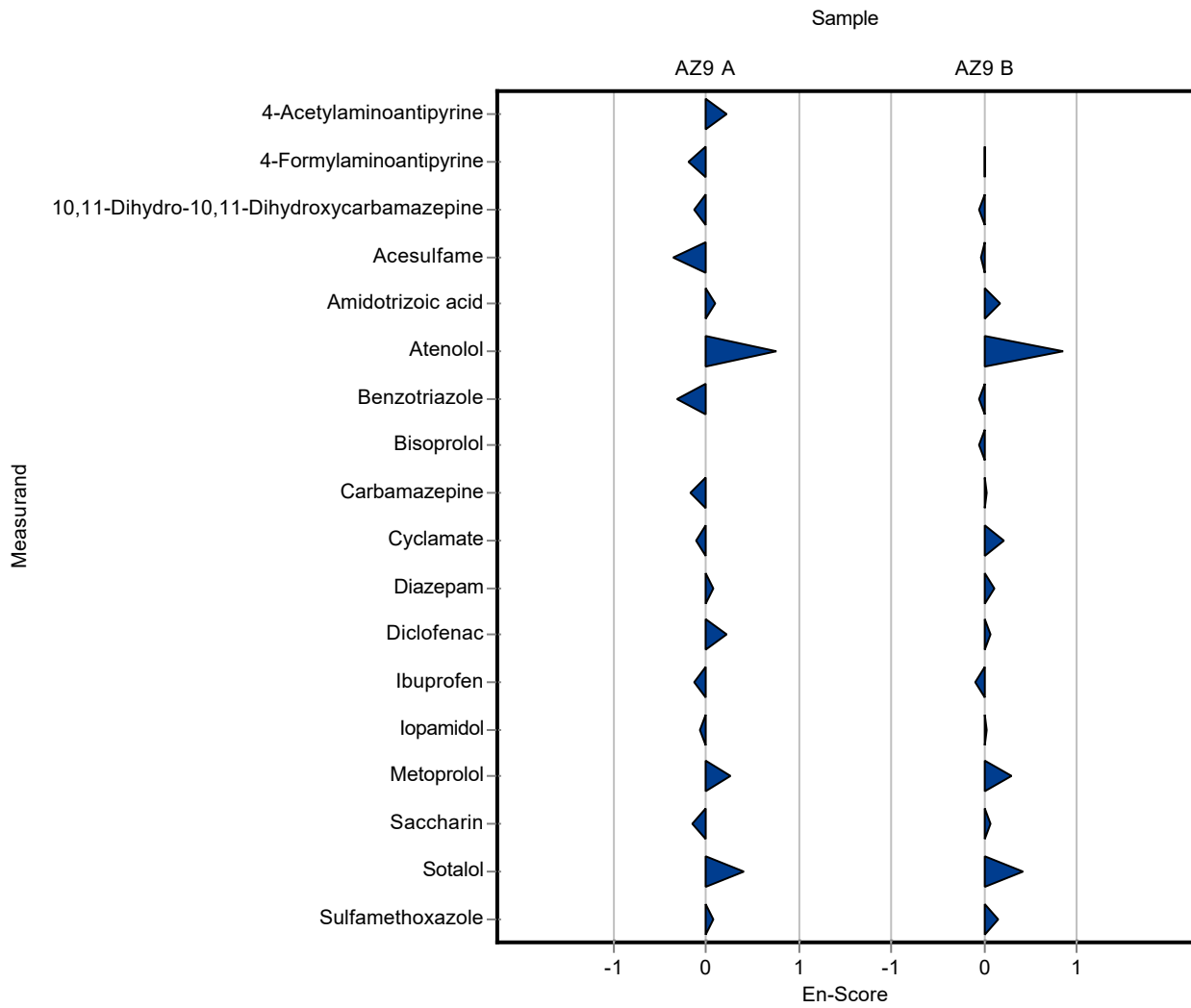
Sample: AZ9B

Parameter	Unit	Assigned value ± U (k=2)	Result ± U	Criterion	Recovery [%]	En-Score
4-Acetylaminoantipyrine	µg/l	- ± -	3.43 ± 0.446	-	-	-
4-Formylaminoantipyrine	µg/l	5.89 ± 0.233	5.91 ± 1.18	0.283	100	0.01
10,11-Dihydro-10,11-Dihydroxycarbamazepine	µg/l	1.28 ± 0.157	1.23 ± 0.38	0.192	96.1	-0.06
Acesulfame	µg/l	0.947 ± 0.0826	0.932 ± 0.177	0.161	98.4	-0.04
Amidotrizoic acid	µg/l	2.07 ± 0.106	2.19 ± 0.373	0.517	106	0.16
Atenolol	µg/l	1.01 ± 0.0967	1.31 ± 0.17	0.253	130	0.85

Summary of results Pharmaceuticals, Industrial Chemicals and Artificial  
Sweeteners - AZ9 - En-Score

Labcode: LC0015

Parameter	Unit	Assigned value ± U (k=2)	Result ± U	Criterion	Recovery [%]	En-Score
Benzotriazole	µg/l	11.3 ± 0.524	11.1 ± 1.66	1.35	98.5	-0.05
Bisoprolol	µg/l	0.619 ± 0.149	0.605 ± 0.079	0.186	97.8	-0.06
Carbamazepine	µg/l	1.09 ± 0.00928	1.1 ± 0.187	0.142	101	0.03
Cyclamate	µg/l	0.609 ± 0.0519	0.664 ± 0.133	0.183	109	0.20
Diazepam	µg/l	0.317 ± 0.0225	0.329 ± 0.059	0.0317	104	0.10
Diclofenac	µg/l	4.4 ± 0.142	4.52 ± 0.95	0.616	103	0.06
Ibuprofen	µg/l	0.941 ± 0.0311	0.907 ± 0.19	0.0546	96.4	-0.09
Iopamidol	µg/l	38 ± 1.61	38.2 ± 6.12	8.74	100	0.01
Metoprolol	µg/l	0.523 ± 0.035	0.654 ± 0.216	0.105	125	0.30
Saccharin	µg/l	2.2 ± 0.254	2.25 ± 0.382	0.484	102	0.06
Sotalol	µg/l	1.32 ± 0.161	1.62 ± 0.356	0.291	123	0.41
Sucralose	µg/l	18 ± 1.99	- ± -	5.4	-	-
Sulfamethoxazole	µg/l	2.07 ± 0.069	2.17 ± 0.304	0.249	105	0.16





Summary of results Pharmaceuticals, Industrial Chemicals and Artificial Sweeteners - AZ9

Labcode: LC0016

### Sample: AZ9A

Parameter	Unit	Assigned value ± U (k=2)	Result ± U	Criterion	Recovery [%]	z-Score
4-Acetylaminoantipyrine	µg/l	0.251 ± 0.0249	0.255 ± 0.028	0.0326	102	0.12
4-Formylaminoantipyrine	µg/l	0.451 ± 0.0266	0.485 ± 0.0679	0.0324	108	1.06
10,11-Dihydro-10,11-Dihydroxycarbamazepine	µg/l	0.178 ± 0.0328	- ± -	0.0409	-	-
Acesulfame	µg/l	0.67 ± 0.0629	0.564 ± 0.0959	0.114	84.2	-0.93
Amidotrizoic acid	µg/l	1.87 ± 0.0965	1.79 ± 0.466	0.467	95.9	-0.16
Atenolol	µg/l	0.855 ± 0.0663	0.918 ± 0.165	0.214	107	0.30
Benzotriazole	µg/l	1.8 ± 0.0607	1.93 ± 0.638	0.215	107	0.62
Bisoprolol	µg/l	- ± -	0.629 ± 0.138	-	-	-
Carbamazepine	µg/l	0.301 ± 0.0128	0.318 ± 0.0604	0.0391	106	0.44
Cyclamate	µg/l	0.44 ± 0.0365	0.37 ± 0.0555	0.132	84.2	-0.53
Diazepam	µg/l	0.288 ± 0.0288	0.305 ± 0.0336	0.0403	106	0.43
Diclofenac	µg/l	0.306 ± 0.0357	0.317 ± 0.0539	0.0704	103	0.15
Ibuprofen	µg/l	0.192 ± 0.0072	0.206 ± 0.0308	0.00961	107	1.44
Iopamidol	µg/l	1.44 ± 0.0149	1.47 ± 0.428	0.332	102	0.09
Metoprolol	µg/l	0.14 ± 0.0117	0.158 ± 0.0237	0.0279	113	0.66
Saccharin	µg/l	1.28 ± 0.135	1.03 ± 0.237	0.282	80.5	-0.89
Sotalol	µg/l	0.272 ± 0.0153	0.271 ± 0.046	0.0599	99.5	-0.02
Sucralose	µg/l	2.42 ± 0.215	1.78 ± 0.464	0.726	73.6	-0.88
Sulfamethoxazole	µg/l	0.973 ± 0.059	1.06 ± 0.423	0.117	109	0.75

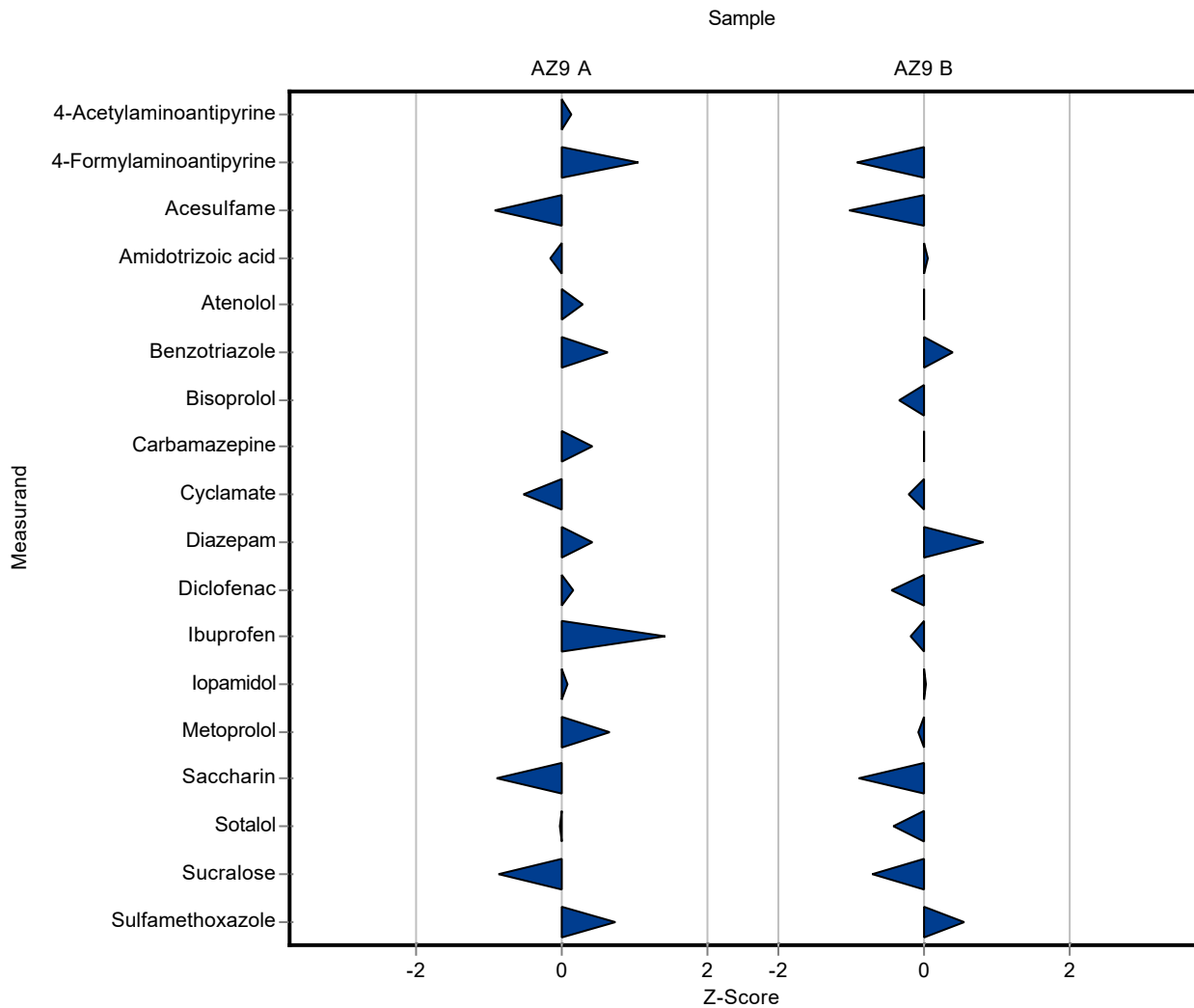
### Sample: AZ9B

Parameter	Unit	Assigned value ± U (k=2)	Result ± U	Criterion	Recovery [%]	z-Score
4-Acetylaminoantipyrine	µg/l	- ± -	3.16 ± 0.347	-	-	-
4-Formylaminoantipyrine	µg/l	5.89 ± 0.233	5.63 ± 0.788	0.283	95.5	-0.94
10,11-Dihydro-10,11-Dihydroxycarbamazepine	µg/l	1.28 ± 0.157	- ± -	0.192	-	-
Acesulfame	µg/l	0.947 ± 0.0826	0.78 ± 0.133	0.161	82.4	-1.04
Amidotrizoic acid	µg/l	2.07 ± 0.106	2.09 ± 0.543	0.517	101	0.04
Atenolol	µg/l	1.01 ± 0.0967	1.01 ± 0.182	0.253	100	0.00

Summary of results Pharmaceuticals, Industrial Chemicals and Artificial  
Sweeteners - AZ9

Labcode: LC0016

Parameter	Unit	Assigned value ± U (k=2)	Result ± U	Criterion	Recovery [%]	z-Score
Benzotriazole	µg/l	11.3 ± 0.524	11.8 ± 3.87	1.35	105	0.40
Bisoprolol	µg/l	0.619 ± 0.149	0.556 ± 0.122	0.186	89.9	-0.34
Carbamazepine	µg/l	1.09 ± 0.00928	1.09 ± 0.207	0.142	100	0.01
Cyclamate	µg/l	0.609 ± 0.0519	0.569 ± 0.0854	0.183	93.5	-0.22
Diazepam	µg/l	0.317 ± 0.0225	0.343 ± 0.0378	0.0317	108	0.82
Diclofenac	µg/l	4.4 ± 0.142	4.13 ± 0.703	0.616	93.8	-0.44
Ibuprofen	µg/l	0.941 ± 0.0311	0.931 ± 0.14	0.0546	98.9	-0.18
Iopamidol	µg/l	38 ± 1.61	38.3 ± 10.7	8.74	101	0.03
Metoprolol	µg/l	0.523 ± 0.035	0.514 ± 0.0771	0.105	98.3	-0.09
Saccharin	µg/l	2.2 ± 0.254	1.76 ± 0.406	0.484	80	-0.91
Sotalol	µg/l	1.32 ± 0.161	1.2 ± 0.204	0.291	90.8	-0.42
Sucralose	µg/l	18 ± 1.99	14.1 ± 3.67	5.4	78.3	-0.72
Sulfamethoxazole	µg/l	2.07 ± 0.069	2.21 ± 0.883	0.249	107	0.55



Sample: AZ9A

Parameter	Unit	Assigned value ± U (k=2)	Result ± U	Criterion	Recovery [%]	En-Score
4-Acetylaminoantipyrine	µg/l	0.251 ± 0.0249	0.255 ± 0.028	0.0326	102	0.07
4-Formylaminoantipyrine	µg/l	0.451 ± 0.0266	0.485 ± 0.0679	0.0324	108	0.25
10,11-Dihydro-10,11-Dihydroxycarbamazepine	µg/l	0.178 ± 0.0328	- ± -	0.0409	-	-
Acesulfame	µg/l	0.67 ± 0.0629	0.564 ± 0.0959	0.114	84.2	-0.52
Amidotrizoic acid	µg/l	1.87 ± 0.0965	1.79 ± 0.466	0.467	95.9	-0.08
Atenolol	µg/l	0.855 ± 0.0663	0.918 ± 0.165	0.214	107	0.19
Benzotriazole	µg/l	1.8 ± 0.0607	1.93 ± 0.638	0.215	107	0.10
Bisoprolol	µg/l	- ± -	0.629 ± 0.138	-	-	-
Carbamazepine	µg/l	0.301 ± 0.0128	0.318 ± 0.0604	0.0391	106	0.14
Cyclamate	µg/l	0.44 ± 0.0365	0.37 ± 0.0555	0.132	84.2	-0.59
Diazepam	µg/l	0.288 ± 0.0288	0.305 ± 0.0336	0.0403	106	0.24
Diclofenac	µg/l	0.306 ± 0.0357	0.317 ± 0.0539	0.0704	103	0.09
Ibuprofen	µg/l	0.192 ± 0.0072	0.206 ± 0.0308	0.00961	107	0.22
Iopamidol	µg/l	1.44 ± 0.0149	1.47 ± 0.428	0.332	102	0.03
Metoprolol	µg/l	0.14 ± 0.0117	0.158 ± 0.0237	0.0279	113	0.38
Saccharin	µg/l	1.28 ± 0.135	1.03 ± 0.237	0.282	80.5	-0.51
Sotalol	µg/l	0.272 ± 0.0153	0.271 ± 0.046	0.0599	99.5	-0.01
Sucralose	µg/l	2.42 ± 0.215	1.78 ± 0.464	0.726	73.6	-0.67
Sulfamethoxazole	µg/l	0.973 ± 0.059	1.06 ± 0.423	0.117	109	0.10

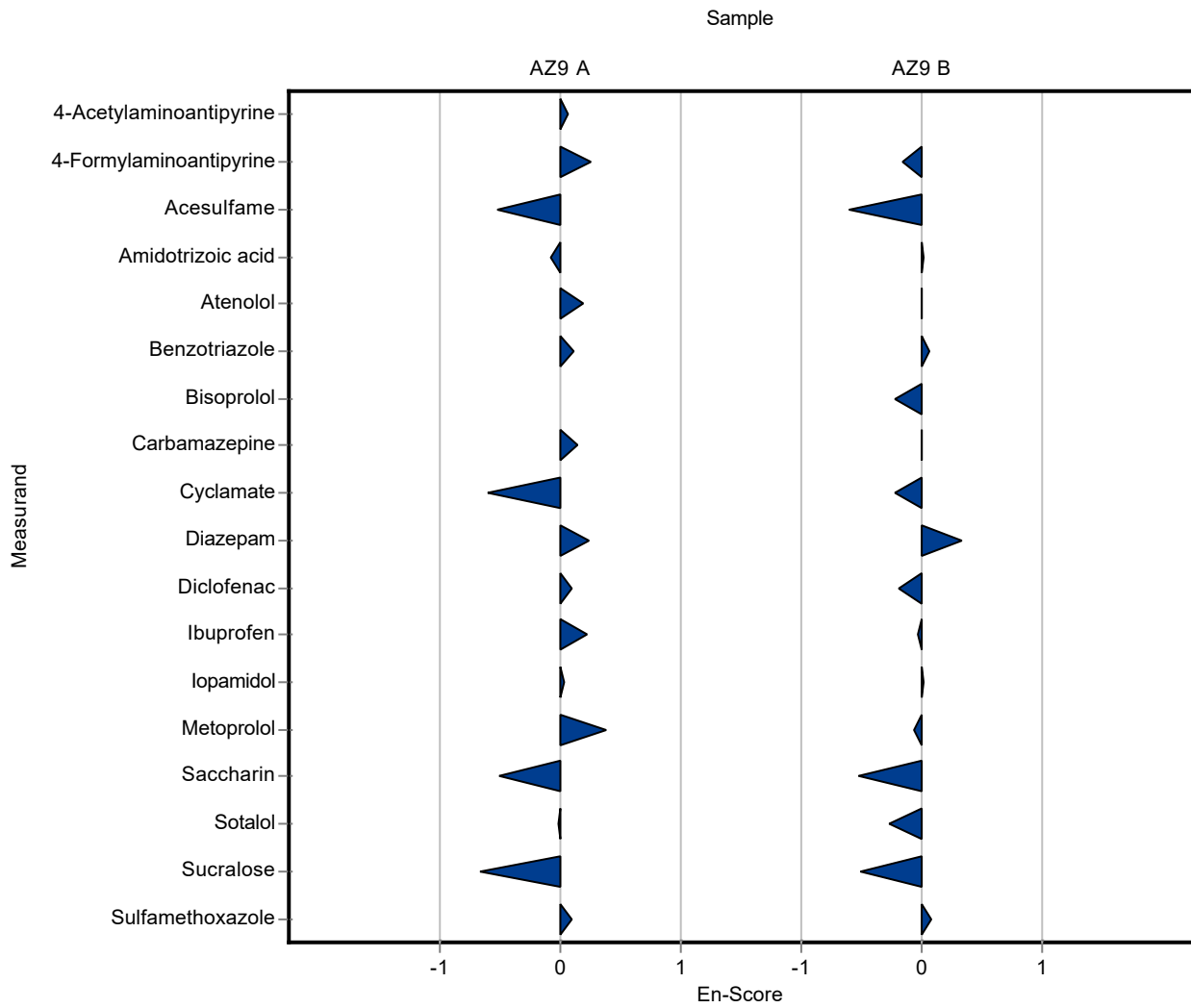
Sample: AZ9B

Parameter	Unit	Assigned value ± U (k=2)	Result ± U	Criterion	Recovery [%]	En-Score
4-Acetylaminoantipyrine	µg/l	- ± -	3.16 ± 0.347	-	-	-
4-Formylaminoantipyrine	µg/l	5.89 ± 0.233	5.63 ± 0.788	0.283	95.5	-0.17
10,11-Dihydro-10,11-Dihydroxycarbamazepine	µg/l	1.28 ± 0.157	- ± -	0.192	-	-
Acesulfame	µg/l	0.947 ± 0.0826	0.78 ± 0.133	0.161	82.4	-0.60
Amidotrizoic acid	µg/l	2.07 ± 0.106	2.09 ± 0.543	0.517	101	0.02
Atenolol	µg/l	1.01 ± 0.0967	1.01 ± 0.182	0.253	100	0.00

Summary of results Pharmaceuticals, Industrial Chemicals and Artificial  
Sweeteners - AZ9 - En-Score

Labcode: LC0016

Parameter	Unit	Assigned value ± U (k=2)	Result ± U	Criterion	Recovery [%]	En-Score
Benzotriazole	µg/l	11.3 ± 0.524	11.8 ± 3.87	1.35	105	0.07
Bisoprolol	µg/l	0.619 ± 0.149	0.556 ± 0.122	0.186	89.9	-0.22
Carbamazepine	µg/l	1.09 ± 0.00928	1.09 ± 0.207	0.142	100	0.00
Cyclamate	µg/l	0.609 ± 0.0519	0.569 ± 0.0854	0.183	93.5	-0.22
Diazepam	µg/l	0.317 ± 0.0225	0.343 ± 0.0378	0.0317	108	0.33
Diclofenac	µg/l	4.4 ± 0.142	4.13 ± 0.703	0.616	93.8	-0.19
Ibuprofen	µg/l	0.941 ± 0.0311	0.931 ± 0.14	0.0546	98.9	-0.04
Iopamidol	µg/l	38 ± 1.61	38.3 ± 10.7	8.74	101	0.01
Metoprolol	µg/l	0.523 ± 0.035	0.514 ± 0.0771	0.105	98.3	-0.06
Saccharin	µg/l	2.2 ± 0.254	1.76 ± 0.406	0.484	80	-0.52
Sotalol	µg/l	1.32 ± 0.161	1.2 ± 0.204	0.291	90.8	-0.28
Sucralose	µg/l	18 ± 1.99	14.1 ± 3.67	5.4	78.3	-0.51
Sulfamethoxazole	µg/l	2.07 ± 0.069	2.21 ± 0.883	0.249	107	0.08



Sample: AZ9A

Parameter	Unit	Assigned value ± U (k=2)	Result ± U	Criterion	Recovery [%]	z-Score
4-Acetylaminoantipyrine	µg/l	0.251 ± 0.0249	- ± -	0.0326	-	-
4-Formylaminoantipyrine	µg/l	0.451 ± 0.0266	- ± -	0.0324	-	-
10,11-Dihydro-10,11-Dihydroxycarbamazepine	µg/l	0.178 ± 0.0328	- ± -	0.0409	-	-
Acesulfame	µg/l	0.67 ± 0.0629	0.668 ± 0.2	0.114	99.7	-0.02
Amidotrizoic acid	µg/l	1.87 ± 0.0965	1.68 ± 0.5	0.467	90	-0.40
Atenolol	µg/l	0.855 ± 0.0663	0.885 ± 0.27	0.214	104	0.14
Benzotriazole	µg/l	1.8 ± 0.0607	- ± -	0.215	-	-
Bisoprolol	µg/l	- ± -	- ± -	-	-	-
Carbamazepine	µg/l	0.301 ± 0.0128	0.31 ± 0.09	0.0391	103	0.23
Cyclamate	µg/l	0.44 ± 0.0365	- ± -	0.132	-	-
Diazepam	µg/l	0.288 ± 0.0288	- ± -	0.0403	-	-
Diclofenac	µg/l	0.306 ± 0.0357	0.245 ± 0.07	0.0704	80	-0.87
Ibuprofen	µg/l	0.192 ± 0.0072	- ± -	0.00961	-	-
Iopamidol	µg/l	1.44 ± 0.0149	- ± -	0.332	-	-
Metoprolol	µg/l	0.14 ± 0.0117	0.148 ± 0.04	0.0279	106	0.30
Saccharin	µg/l	1.28 ± 0.135	- ± -	0.282	-	-
Sotalol	µg/l	0.272 ± 0.0153	0.243 ± 0.07	0.0599	89.2	-0.49
Sucralose	µg/l	2.42 ± 0.215	- ± -	0.726	-	-
Sulfamethoxazole	µg/l	0.973 ± 0.059	1.03 ± 0.31	0.117	106	0.49

Sample: AZ9B

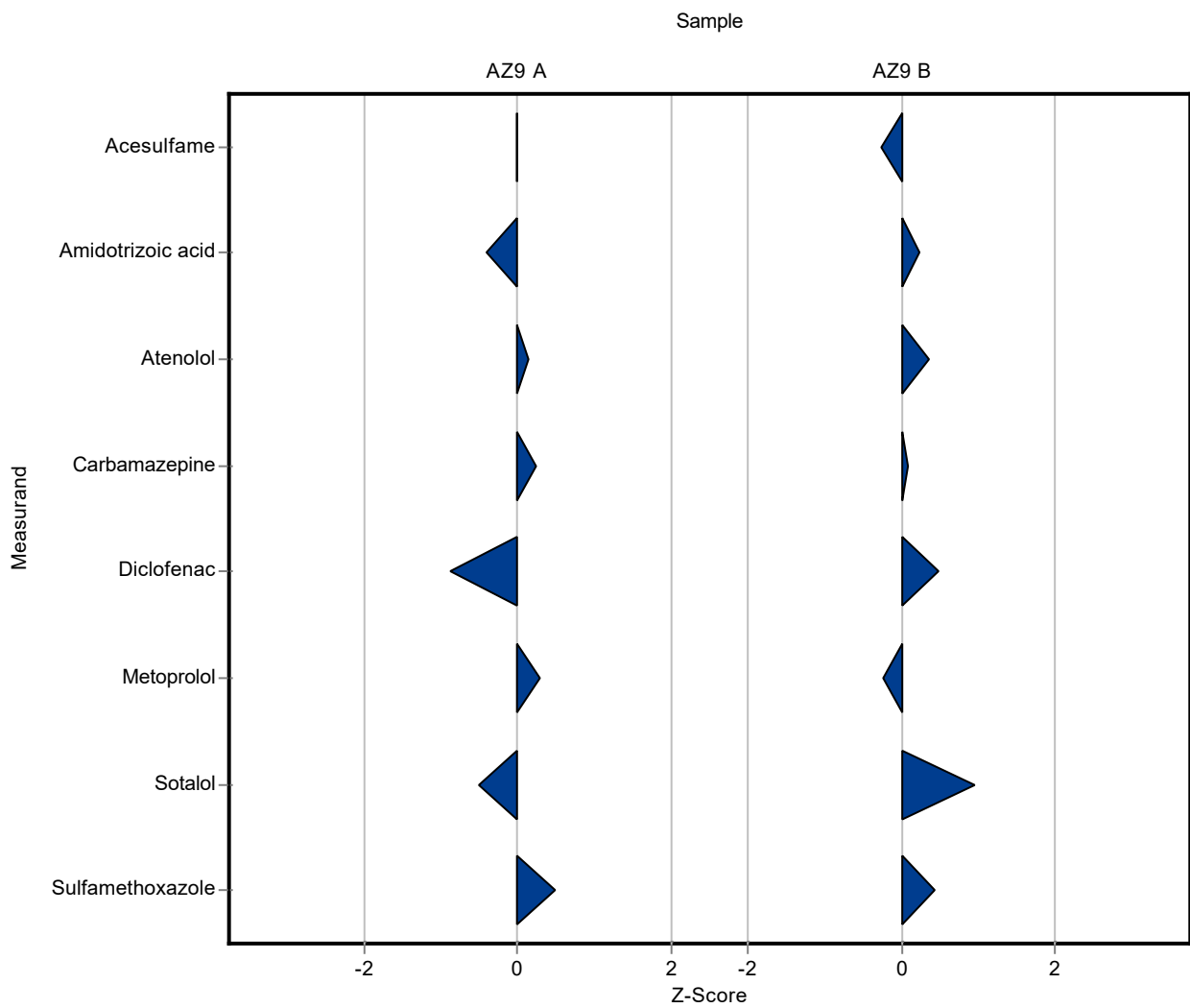
Parameter	Unit	Assigned value ± U (k=2)	Result ± U	Criterion	Recovery [%]	z-Score
4-Acetylaminoantipyrine	µg/l	- ± -	- ± -	-	-	-
4-Formylaminoantipyrine	µg/l	5.89 ± 0.233	- ± -	0.283	-	-
10,11-Dihydro-10,11-Dihydroxycarbamazepine	µg/l	1.28 ± 0.157	- ± -	0.192	-	-
Acesulfame	µg/l	0.947 ± 0.0826	0.903 ± 0.27	0.161	95.4	-0.27
Amidotrizoic acid	µg/l	2.07 ± 0.106	2.18 ± 0.65	0.517	105	0.22
Atenolol	µg/l	1.01 ± 0.0967	1.1 ± 0.33	0.253	109	0.36

Summary of results Pharmaceuticals, Industrial Chemicals and Artificial  
Sweeteners - AZ9

Labcode: LC0017

Parameter	Unit	Assigned value ± U (k=2)	Result ± U	Criterion	Recovery [%]	z-Score
Benzotriazole	µg/l	11.3 ± 0.524	- ± -	1.35	-	-
Bisoprolol	µg/l	0.619 ± 0.149	- ± -	0.186	-	-
Carbamazepine	µg/l	1.09 ± 0.00928	1.1 ± 0.33	0.142	101	0.08
Cyclamate	µg/l	0.609 ± 0.0519	- ± -	0.183	-	-
Diazepam	µg/l	0.317 ± 0.0225	- ± -	0.0317	-	-
Diclofenac	µg/l	4.4 ± 0.142	4.7 ± 1.4	0.616	107	0.49
Ibuprofen	µg/l	0.941 ± 0.0311	- ± -	0.0546	-	-
Iopamidol	µg/l	38 ± 1.61	- ± -	8.74	-	-
Metoprolol	µg/l	0.523 ± 0.035	0.498 ± 0.15	0.105	95.2	-0.24
Saccharin	µg/l	2.2 ± 0.254	- ± -	0.484	-	-
Sotalol	µg/l	1.32 ± 0.161	1.6 ± 0.48	0.291	121	0.96
Sucralose	µg/l	18 ± 1.99	- ± -	5.4	-	-
Sulfamethoxazole	µg/l	2.07 ± 0.069	2.18 ± 0.65	0.249	105	0.43





Sample: AZ9A

Parameter	Unit	Assigned value ± U (k=2)	Result ± U	Criterion	Recovery [%]	En-Score
4-Acetylaminoantipyrine	µg/l	0.251 ± 0.0249	- ± -	0.0326	-	-
4-Formylaminoantipyrine	µg/l	0.451 ± 0.0266	- ± -	0.0324	-	-
10,11-Dihydro-10,11-Dihydroxycarbamazepine	µg/l	0.178 ± 0.0328	- ± -	0.0409	-	-
Acesulfame	µg/l	0.67 ± 0.0629	0.668 ± 0.2	0.114	99.7	0.00
Amidotrizoic acid	µg/l	1.87 ± 0.0965	1.68 ± 0.5	0.467	90	-0.19
Atenolol	µg/l	0.855 ± 0.0663	0.885 ± 0.27	0.214	104	0.06
Benzotriazole	µg/l	1.8 ± 0.0607	- ± -	0.215	-	-
Bisoprolol	µg/l	- ± -	- ± -	-	-	-
Carbamazepine	µg/l	0.301 ± 0.0128	0.31 ± 0.09	0.0391	103	0.05
Cyclamate	µg/l	0.44 ± 0.0365	- ± -	0.132	-	-
Diazepam	µg/l	0.288 ± 0.0288	- ± -	0.0403	-	-
Diclofenac	µg/l	0.306 ± 0.0357	0.245 ± 0.07	0.0704	80	-0.42
Ibuprofen	µg/l	0.192 ± 0.0072	- ± -	0.00961	-	-
Iopamidol	µg/l	1.44 ± 0.0149	- ± -	0.332	-	-
Metoprolol	µg/l	0.14 ± 0.0117	0.148 ± 0.04	0.0279	106	0.10
Saccharin	µg/l	1.28 ± 0.135	- ± -	0.282	-	-
Sotalol	µg/l	0.272 ± 0.0153	0.243 ± 0.07	0.0599	89.2	-0.21
Sucralose	µg/l	2.42 ± 0.215	- ± -	0.726	-	-
Sulfamethoxazole	µg/l	0.973 ± 0.059	1.03 ± 0.31	0.117	106	0.09

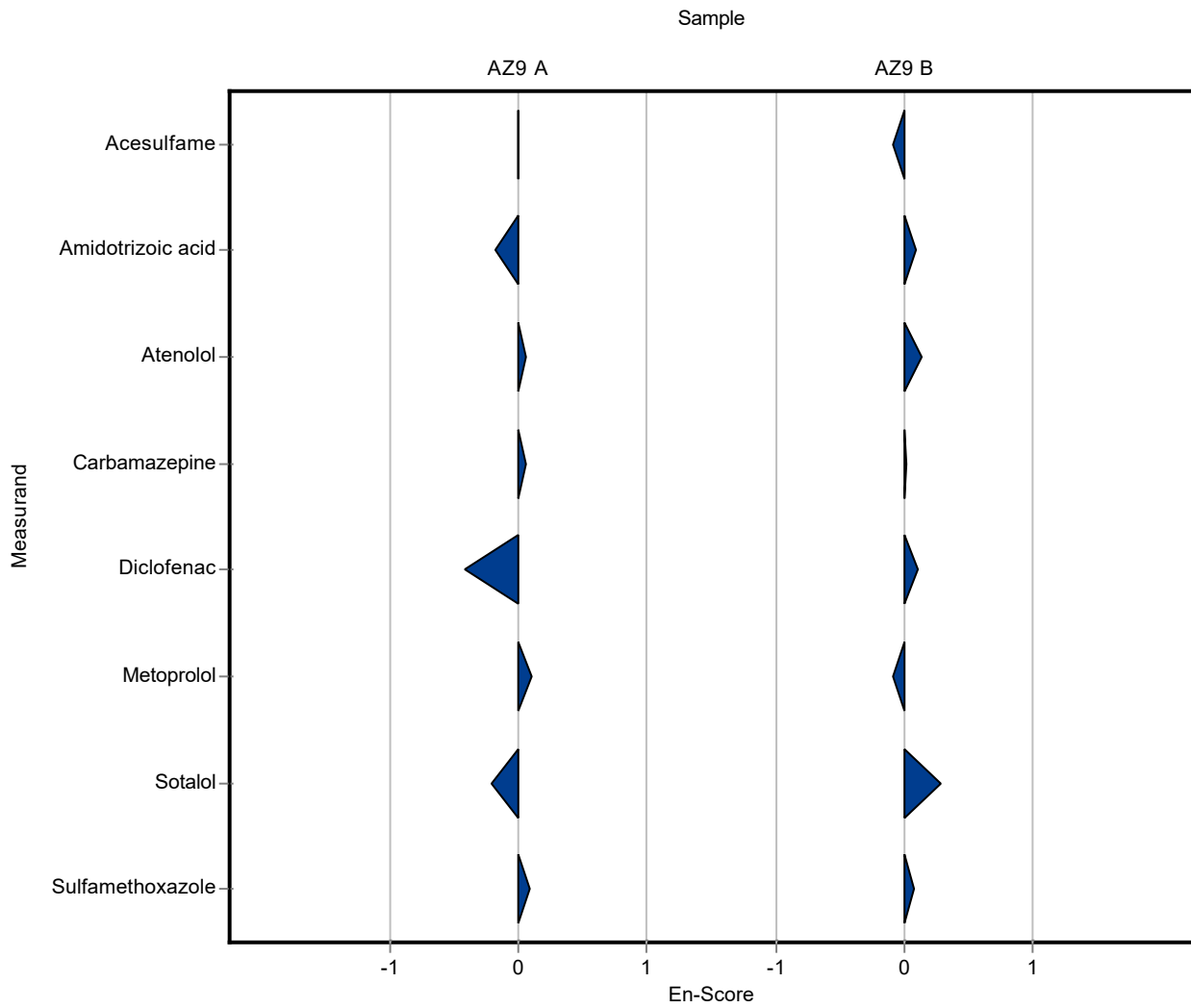
Sample: AZ9B

Parameter	Unit	Assigned value ± U (k=2)	Result ± U	Criterion	Recovery [%]	En-Score
4-Acetylaminoantipyrine	µg/l	- ± -	- ± -	-	-	-
4-Formylaminoantipyrine	µg/l	5.89 ± 0.233	- ± -	0.283	-	-
10,11-Dihydro-10,11-Dihydroxycarbamazepine	µg/l	1.28 ± 0.157	- ± -	0.192	-	-
Acesulfame	µg/l	0.947 ± 0.0826	0.903 ± 0.27	0.161	95.4	-0.08
Amidotrizoic acid	µg/l	2.07 ± 0.106	2.18 ± 0.65	0.517	105	0.09
Atenolol	µg/l	1.01 ± 0.0967	1.1 ± 0.33	0.253	109	0.14

Summary of results Pharmaceuticals, Industrial Chemicals and Artificial  
Sweeteners - AZ9 - En-Score

Labcode: LC0017

Parameter	Unit	Assigned value ± U (k=2)	Result ± U	Criterion	Recovery [%]	En-Score
Benzotriazole	µg/l	11.3 ± 0.524	- ± -	1.35	-	-
Bisoprolol	µg/l	0.619 ± 0.149	- ± -	0.186	-	-
Carbamazepine	µg/l	1.09 ± 0.00928	1.1 ± 0.33	0.142	101	0.02
Cyclamate	µg/l	0.609 ± 0.0519	- ± -	0.183	-	-
Diazepam	µg/l	0.317 ± 0.0225	- ± -	0.0317	-	-
Diclofenac	µg/l	4.4 ± 0.142	4.7 ± 1.4	0.616	107	0.11
Ibuprofen	µg/l	0.941 ± 0.0311	- ± -	0.0546	-	-
Iopamidol	µg/l	38 ± 1.61	- ± -	8.74	-	-
Metoprolol	µg/l	0.523 ± 0.035	0.498 ± 0.15	0.105	95.2	-0.08
Saccharin	µg/l	2.2 ± 0.254	- ± -	0.484	-	-
Sotalol	µg/l	1.32 ± 0.161	1.6 ± 0.48	0.291	121	0.29
Sucralose	µg/l	18 ± 1.99	- ± -	5.4	-	-
Sulfamethoxazole	µg/l	2.07 ± 0.069	2.18 ± 0.65	0.249	105	0.08



Summary of results Pharmaceuticals, Industrial Chemicals and Artificial Sweeteners - AZ9

Labcode: LC0018

Sample: AZ9A

Parameter	Unit	Assigned value ± U (k=2)	Result ± U	Criterion	Recovery [%]	z-Score
4-Acetylaminoantipyrine	µg/l	0.251 ± 0.0249	- ± -	0.0326	-	-
4-Formylaminoantipyrine	µg/l	0.451 ± 0.0266	- ± -	0.0324	-	-
10,11-Dihydro-10,11-Dihydroxycarbamazepine	µg/l	0.178 ± 0.0328	0.166 ± 0.022	0.0409	93.3	-0.29
Acesulfame	µg/l	0.67 ± 0.0629	- ± -	0.114	-	-
Amidotrizoic acid	µg/l	1.87 ± 0.0965	- ± -	0.467	-	-
Atenolol	µg/l	0.855 ± 0.0663	0.817 ± 0.092	0.214	95.6	-0.18
Benzotriazole	µg/l	1.8 ± 0.0607	1.787 ± 0.184	0.215	99.5	-0.04
Bisoprolol	µg/l	- ± -	- ± -	-	-	-
Carbamazepine	µg/l	0.301 ± 0.0128	0.251 ± 0.024	0.0391	83.4	-1.28
Cyclamate	µg/l	0.44 ± 0.0365	- ± -	0.132	-	-
Diazepam	µg/l	0.288 ± 0.0288	- ± -	0.0403	-	-
Diclofenac	µg/l	0.306 ± 0.0357	0.201 ± 0.044	0.0704	65.6	-1.49
Ibuprofen	µg/l	0.192 ± 0.0072	- ± -	0.00961	-	-
Iopamidol	µg/l	1.44 ± 0.0149	- ± -	0.332	-	-
Metoprolol	µg/l	0.14 ± 0.0117	- ± -	0.0279	-	-
Saccharin	µg/l	1.28 ± 0.135	- ± -	0.282	-	-
Sotalol	µg/l	0.272 ± 0.0153	- ± -	0.0599	-	-
Sucralose	µg/l	2.42 ± 0.215	2.373 ± 0.605	0.726	98.1	-0.06
Sulfamethoxazole	µg/l	0.973 ± 0.059	- ± -	0.117	-	-

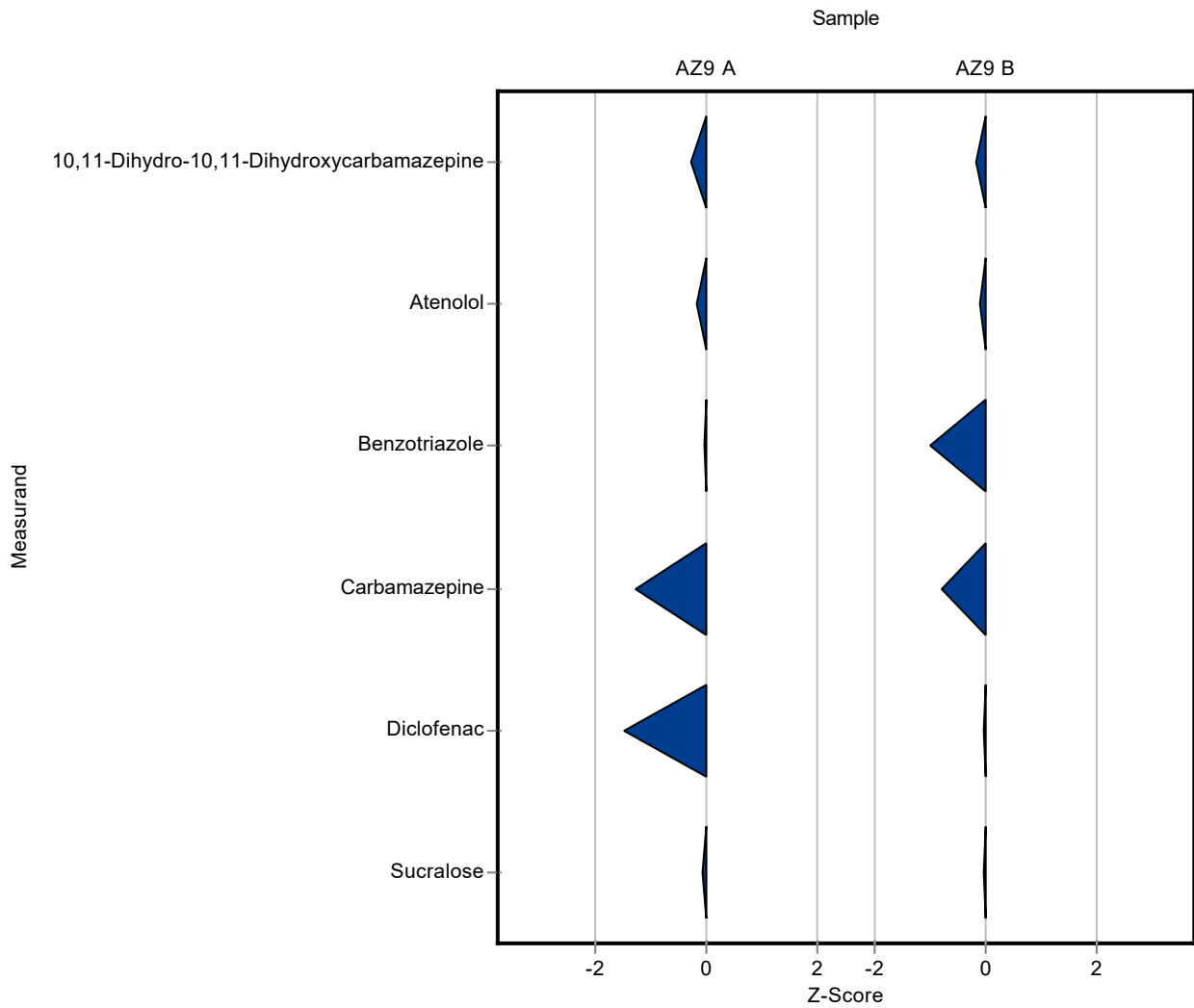
Sample: AZ9B

Parameter	Unit	Assigned value ± U (k=2)	Result ± U	Criterion	Recovery [%]	z-Score
4-Acetylaminoantipyrine	µg/l	- ± -	- ± -	-	-	-
4-Formylaminoantipyrine	µg/l	5.89 ± 0.233	- ± -	0.283	-	-
10,11-Dihydro-10,11-Dihydroxycarbamazepine	µg/l	1.28 ± 0.157	1.249 ± 0.166	0.192	97.6	-0.16
Acesulfame	µg/l	0.947 ± 0.0826	- ± -	0.161	-	-
Amidotrizoic acid	µg/l	2.07 ± 0.106	- ± -	0.517	-	-
Atenolol	µg/l	1.01 ± 0.0967	0.99 ± 0.111	0.253	98	-0.08

Summary of results Pharmaceuticals, Industrial Chemicals and Artificial  
Sweeteners - AZ9

Labcode: LC0018

Parameter	Unit	Assigned value ± U (k=2)	Result ± U	Criterion	Recovery [%]	z-Score
Benzotriazole	µg/l	11.3 ± 0.524	9.934 ± 1.023	1.35	88.2	-0.98
Bisoprolol	µg/l	0.619 ± 0.149	- ± -	0.186	-	-
Carbamazepine	µg/l	1.09 ± 0.00928	0.98 ± 0.095	0.142	90	-0.77
Cyclamate	µg/l	0.609 ± 0.0519	- ± -	0.183	-	-
Diazepam	µg/l	0.317 ± 0.0225	- ± -	0.0317	-	-
Diclofenac	µg/l	4.4 ± 0.142	4.378 ± 0.968	0.616	99.5	-0.04
Ibuprofen	µg/l	0.941 ± 0.0311	- ± -	0.0546	-	-
Iopamidol	µg/l	38 ± 1.61	- ± -	8.74	-	-
Metoprolol	µg/l	0.523 ± 0.035	- ± -	0.105	-	-
Saccharin	µg/l	2.2 ± 0.254	- ± -	0.484	-	-
Sotalol	µg/l	1.32 ± 0.161	- ± -	0.291	-	-
Sucralose	µg/l	18 ± 1.99	17.782 ± 4.534	5.4	98.8	-0.04
Sulfamethoxazole	µg/l	2.07 ± 0.069	- ± -	0.249	-	-



Sample: AZ9A

Parameter	Unit	Assigned value ± U (k=2)	Result ± U	Criterion	Recovery [%]	En-Score
4-Acetylaminoantipyrine	µg/l	0.251 ± 0.0249	- ± -	0.0326	-	-
4-Formylaminoantipyrine	µg/l	0.451 ± 0.0266	- ± -	0.0324	-	-
10,11-Dihydro-10,11-Dihydroxycarbamazepine	µg/l	0.178 ± 0.0328	0.166 ± 0.022	0.0409	93.3	-0.22
Acesulfame	µg/l	0.67 ± 0.0629	- ± -	0.114	-	-
Amidotrizoic acid	µg/l	1.87 ± 0.0965	- ± -	0.467	-	-
Atenolol	µg/l	0.855 ± 0.0663	0.817 ± 0.092	0.214	95.6	-0.19
Benzotriazole	µg/l	1.8 ± 0.0607	1.787 ± 0.184	0.215	99.5	-0.02
Bisoprolol	µg/l	- ± -	- ± -	-	-	-
Carbamazepine	µg/l	0.301 ± 0.0128	0.251 ± 0.024	0.0391	83.4	-1.00
Cyclamate	µg/l	0.44 ± 0.0365	- ± -	0.132	-	-
Diazepam	µg/l	0.288 ± 0.0288	- ± -	0.0403	-	-
Diclofenac	µg/l	0.306 ± 0.0357	0.201 ± 0.044	0.0704	65.6	-1.11
Ibuprofen	µg/l	0.192 ± 0.0072	- ± -	0.00961	-	-
Iopamidol	µg/l	1.44 ± 0.0149	- ± -	0.332	-	-
Metoprolol	µg/l	0.14 ± 0.0117	- ± -	0.0279	-	-
Saccharin	µg/l	1.28 ± 0.135	- ± -	0.282	-	-
Sotalol	µg/l	0.272 ± 0.0153	- ± -	0.0599	-	-
Sucralose	µg/l	2.42 ± 0.215	2.373 ± 0.605	0.726	98.1	-0.04
Sulfamethoxazole	µg/l	0.973 ± 0.059	- ± -	0.117	-	-

Sample: AZ9B

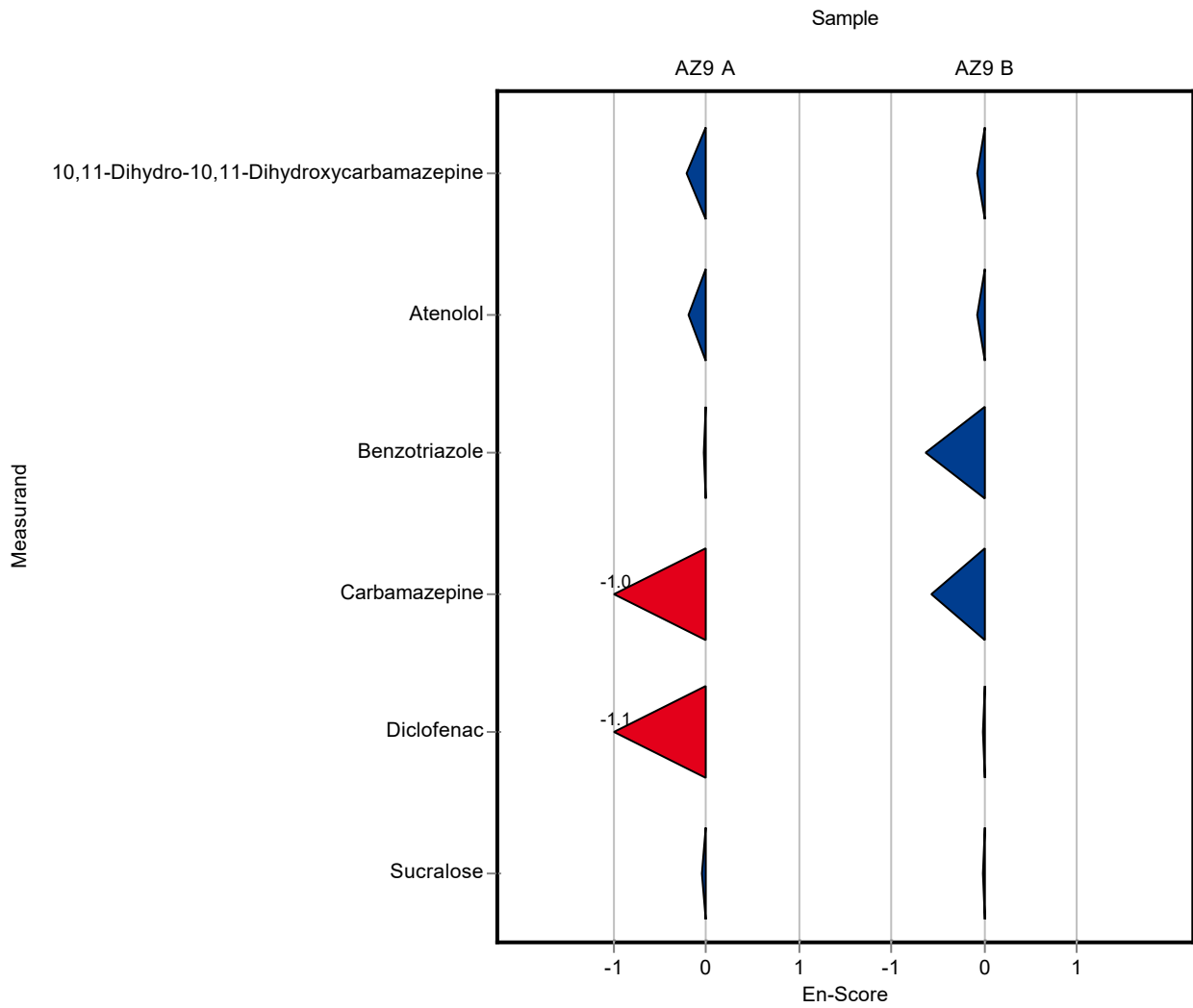
Parameter	Unit	Assigned value ± U (k=2)	Result ± U	Criterion	Recovery [%]	En-Score
4-Acetylaminoantipyrine	µg/l	- ± -	- ± -	-	-	-
4-Formylaminoantipyrine	µg/l	5.89 ± 0.233	- ± -	0.283	-	-
10,11-Dihydro-10,11-Dihydroxycarbamazepine	µg/l	1.28 ± 0.157	1.249 ± 0.166	0.192	97.6	-0.08
Acesulfame	µg/l	0.947 ± 0.0826	- ± -	0.161	-	-
Amidotrizoic acid	µg/l	2.07 ± 0.106	- ± -	0.517	-	-
Atenolol	µg/l	1.01 ± 0.0967	0.99 ± 0.111	0.253	98	-0.08



Summary of results Pharmaceuticals, Industrial Chemicals and Artificial  
Sweeteners - AZ9 - En-Score

Labcode: LC0018

Parameter	Unit	Assigned value ± U (k=2)	Result ± U	Criterion	Recovery [%]	En-Score
Benzotriazole	µg/l	11.3 ± 0.524	9.934 ± 1.023	1.35	88.2	-0.63
Bisoprolol	µg/l	0.619 ± 0.149	- ± -	0.186	-	-
Carbamazepine	µg/l	1.09 ± 0.00928	0.98 ± 0.095	0.142	90	-0.57
Cyclamate	µg/l	0.609 ± 0.0519	- ± -	0.183	-	-
Diazepam	µg/l	0.317 ± 0.0225	- ± -	0.0317	-	-
Diclofenac	µg/l	4.4 ± 0.142	4.378 ± 0.968	0.616	99.5	-0.01
Ibuprofen	µg/l	0.941 ± 0.0311	- ± -	0.0546	-	-
Iopamidol	µg/l	38 ± 1.61	- ± -	8.74	-	-
Metoprolol	µg/l	0.523 ± 0.035	- ± -	0.105	-	-
Saccharin	µg/l	2.2 ± 0.254	- ± -	0.484	-	-
Sotalol	µg/l	1.32 ± 0.161	- ± -	0.291	-	-
Sucralose	µg/l	18 ± 1.99	17.782 ± 4.534	5.4	98.8	-0.02
Sulfamethoxazole	µg/l	2.07 ± 0.069	- ± -	0.249	-	-



Summary of results Pharmaceuticals, Industrial Chemicals and Artificial Sweeteners - AZ9

Labcode: LC0019

Sample: AZ9A

Parameter	Unit	Assigned value ± U (k=2)	Result ± U	Criterion	Recovery [%]	z-Score
4-Acetylaminoantipyrine	µg/l	0.251 ± 0.0249	- ± -	0.0326	-	-
4-Formylaminoantipyrine	µg/l	0.451 ± 0.0266	- ± -	0.0324	-	-
10,11-Dihydro-10,11-Dihydroxycarbamazepine	µg/l	0.178 ± 0.0328	- ± -	0.0409	-	-
Acesulfame	µg/l	0.67 ± 0.0629	0.635 ± 0.191	0.114	94.8	-0.30
Amidotrizoic acid	µg/l	1.87 ± 0.0965	1.7 ± 0.339	0.467	91.1	-0.36
Atenolol	µg/l	0.855 ± 0.0663	- ± -	0.214	-	-
Benzotriazole	µg/l	1.8 ± 0.0607	1.62 ± 0.323	0.215	90.2	-0.81
Bisoprolol	µg/l	- ± -	- ± -	-	-	-
Carbamazepine	µg/l	0.301 ± 0.0128	0.263 ± 0.053	0.0391	87.4	-0.97
Cyclamate	µg/l	0.44 ± 0.0365	0.426 ± 0.128	0.132	96.9	-0.10
Diazepam	µg/l	0.288 ± 0.0288	0.245 ± 0.049	0.0403	85.2	-1.06
Diclofenac	µg/l	0.306 ± 0.0357	0.245 ± 0.049	0.0704	80	-0.87
Ibuprofen	µg/l	0.192 ± 0.0072	- ± -	0.00961	-	-
Iopamidol	µg/l	1.44 ± 0.0149	1.84 ± 0.368	0.332	128	1.20
Metoprolol	µg/l	0.14 ± 0.0117	0.152 ± 0.03	0.0279	109	0.44
Saccharin	µg/l	1.28 ± 0.135	1.17 ± 0.35	0.282	91.4	-0.39
Sotalol	µg/l	0.272 ± 0.0153	0.264 ± 0.053	0.0599	97	-0.14
Sucralose	µg/l	2.42 ± 0.215	2.33 ± 0.699	0.726	96.3	-0.12
Sulfamethoxazole	µg/l	0.973 ± 0.059	0.917 ± 0.183	0.117	94.3	-0.48

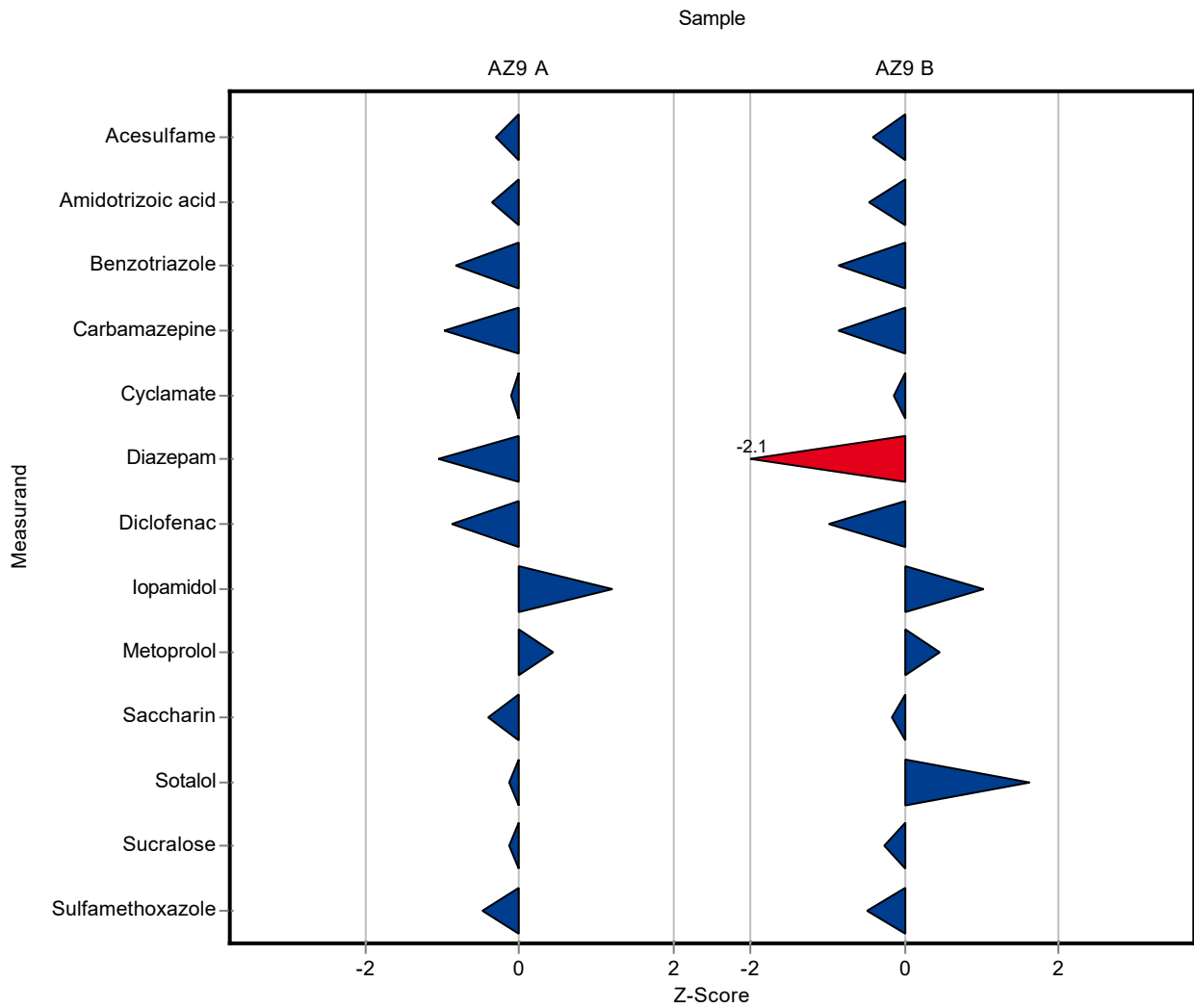
Sample: AZ9B

Parameter	Unit	Assigned value ± U (k=2)	Result ± U	Criterion	Recovery [%]	z-Score
4-Acetylaminoantipyrine	µg/l	- ± -	- ± -	-	-	-
4-Formylaminoantipyrine	µg/l	5.89 ± 0.233	- ± -	0.283	-	-
10,11-Dihydro-10,11-Dihydroxycarbamazepine	µg/l	1.28 ± 0.157	- ± -	0.192	-	-
Acesulfame	µg/l	0.947 ± 0.0826	0.88 ± 0.264	0.161	92.9	-0.42
Amidotrizoic acid	µg/l	2.07 ± 0.106	1.82 ± 0.363	0.517	88	-0.48
Atenolol	µg/l	1.01 ± 0.0967	- ± -	0.253	-	-

Summary of results Pharmaceuticals, Industrial Chemicals and Artificial  
Sweeteners - AZ9

Labcode: LC0019

Parameter	Unit	Assigned value ± U (k=2)	Result ± U	Criterion	Recovery [%]	z-Score
Benzotriazole	µg/l	11.3 ± 0.524	10.1 ± 2.02	1.35	89.7	-0.86
Bisoprolol	µg/l	0.619 ± 0.149	- ± -	0.186	-	-
Carbamazepine	µg/l	1.09 ± 0.00928	0.966 ± 0.193	0.142	88.7	-0.87
Cyclamate	µg/l	0.609 ± 0.0519	0.581 ± 0.174	0.183	95.5	-0.15
Diazepam	µg/l	0.317 ± 0.0225	0.252 ± 0.05	0.0317	79.5	-2.05
Diclofenac	µg/l	4.4 ± 0.142	3.8 ± 0.76	0.616	86.4	-0.97
Ibuprofen	µg/l	0.941 ± 0.0311	- ± -	0.0546	-	-
Iopamidol	µg/l	38 ± 1.61	47 ± 9.4	8.74	124	1.03
Metoprolol	µg/l	0.523 ± 0.035	0.571 ± 0.114	0.105	109	0.46
Saccharin	µg/l	2.2 ± 0.254	2.12 ± 0.635	0.484	96.3	-0.17
Sotalol	µg/l	1.32 ± 0.161	1.79 ± 0.358	0.291	135	1.61
Sucralose	µg/l	18 ± 1.99	16.6 ± 4.98	5.4	92.2	-0.26
Sulfamethoxazole	µg/l	2.07 ± 0.069	1.95 ± 0.389	0.249	94.1	-0.49



Sample: AZ9A

Parameter	Unit	Assigned value ± U (k=2)	Result ± U	Criterion	Recovery [%]	En-Score
4-Acetylaminoantipyrine	µg/l	0.251 ± 0.0249	- ± -	0.0326	-	-
4-Formylaminoantipyrine	µg/l	0.451 ± 0.0266	- ± -	0.0324	-	-
10,11-Dihydro-10,11-Dihydroxycarbamazepine	µg/l	0.178 ± 0.0328	- ± -	0.0409	-	-
Acesulfame	µg/l	0.67 ± 0.0629	0.635 ± 0.191	0.114	94.8	-0.09
Amidotrizoic acid	µg/l	1.87 ± 0.0965	1.7 ± 0.339	0.467	91.1	-0.24
Atenolol	µg/l	0.855 ± 0.0663	- ± -	0.214	-	-
Benzotriazole	µg/l	1.8 ± 0.0607	1.62 ± 0.323	0.215	90.2	-0.27
Bisoprolol	µg/l	- ± -	- ± -	-	-	-
Carbamazepine	µg/l	0.301 ± 0.0128	0.263 ± 0.053	0.0391	87.4	-0.35
Cyclamate	µg/l	0.44 ± 0.0365	0.426 ± 0.128	0.132	96.9	-0.05
Diazepam	µg/l	0.288 ± 0.0288	0.245 ± 0.049	0.0403	85.2	-0.42
Diclofenac	µg/l	0.306 ± 0.0357	0.245 ± 0.049	0.0704	80	-0.59
Ibuprofen	µg/l	0.192 ± 0.0072	- ± -	0.00961	-	-
Iopamidol	µg/l	1.44 ± 0.0149	1.84 ± 0.368	0.332	128	0.54
Metoprolol	µg/l	0.14 ± 0.0117	0.152 ± 0.03	0.0279	109	0.20
Saccharin	µg/l	1.28 ± 0.135	1.17 ± 0.35	0.282	91.4	-0.15
Sotalol	µg/l	0.272 ± 0.0153	0.264 ± 0.053	0.0599	97	-0.08
Sucralose	µg/l	2.42 ± 0.215	2.33 ± 0.699	0.726	96.3	-0.06
Sulfamethoxazole	µg/l	0.973 ± 0.059	0.917 ± 0.183	0.117	94.3	-0.15

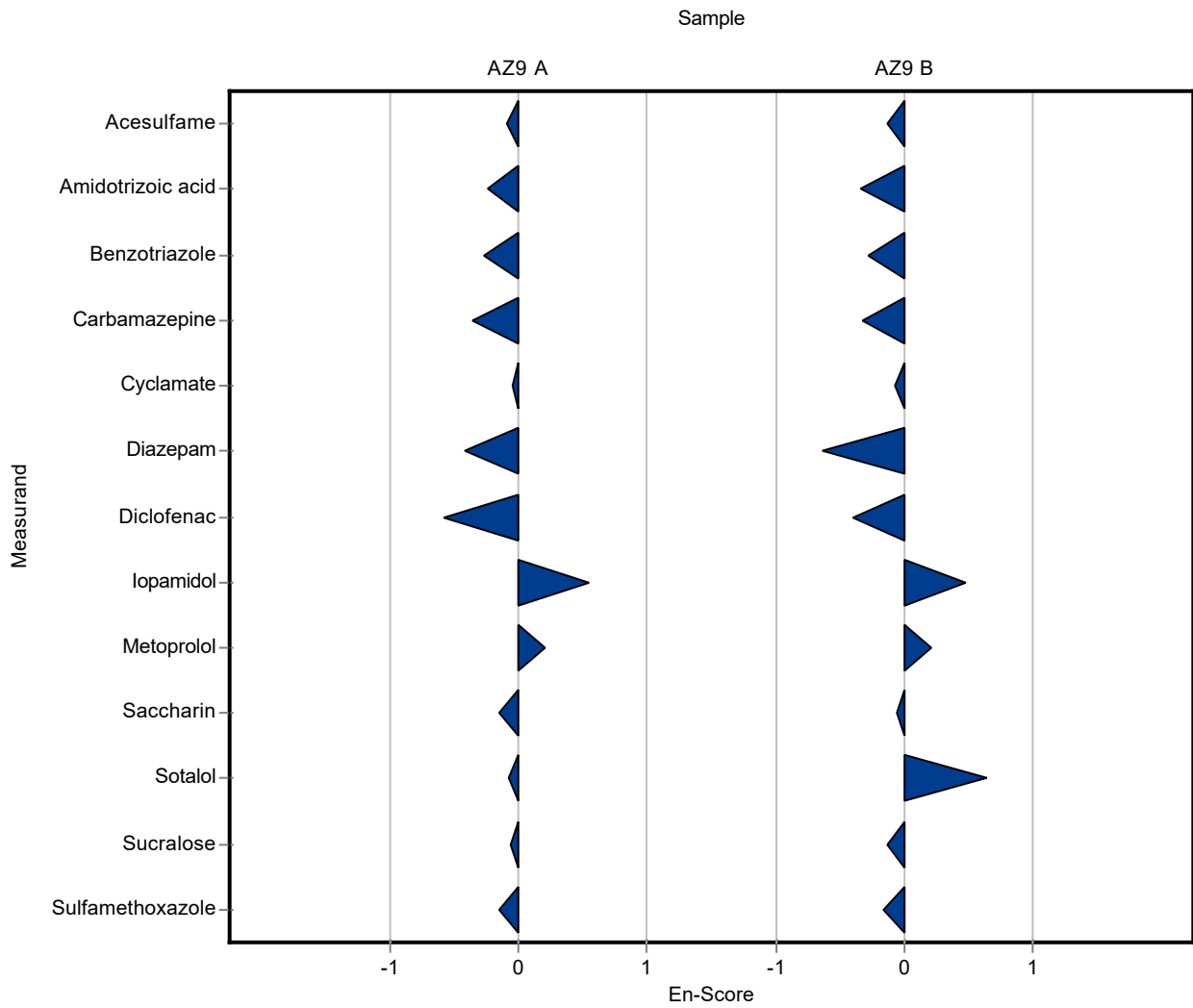
Sample: AZ9B

Parameter	Unit	Assigned value ± U (k=2)	Result ± U	Criterion	Recovery [%]	En-Score
4-Acetylaminoantipyrine	µg/l	- ± -	- ± -	-	-	-
4-Formylaminoantipyrine	µg/l	5.89 ± 0.233	- ± -	0.283	-	-
10,11-Dihydro-10,11-Dihydroxycarbamazepine	µg/l	1.28 ± 0.157	- ± -	0.192	-	-
Acesulfame	µg/l	0.947 ± 0.0826	0.88 ± 0.264	0.161	92.9	-0.13
Amidotrizoic acid	µg/l	2.07 ± 0.106	1.82 ± 0.363	0.517	88	-0.34
Atenolol	µg/l	1.01 ± 0.0967	- ± -	0.253	-	-

Summary of results Pharmaceuticals, Industrial Chemicals and Artificial  
Sweeteners - AZ9 - En-Score

Labcode: LC0019

Parameter	Unit	Assigned value ± U (k=2)	Result ± U	Criterion	Recovery [%]	En-Score
Benzotriazole	µg/l	11.3 ± 0.524	10.1 ± 2.02	1.35	89.7	-0.29
Bisoprolol	µg/l	0.619 ± 0.149	- ± -	0.186	-	-
Carbamazepine	µg/l	1.09 ± 0.00928	0.966 ± 0.193	0.142	88.7	-0.32
Cyclamate	µg/l	0.609 ± 0.0519	0.581 ± 0.174	0.183	95.5	-0.08
Diazepam	µg/l	0.317 ± 0.0225	0.252 ± 0.05	0.0317	79.5	-0.63
Diclofenac	µg/l	4.4 ± 0.142	3.8 ± 0.76	0.616	86.4	-0.39
Ibuprofen	µg/l	0.941 ± 0.0311	- ± -	0.0546	-	-
Iopamidol	µg/l	38 ± 1.61	47 ± 9.4	8.74	124	0.48
Metoprolol	µg/l	0.523 ± 0.035	0.571 ± 0.114	0.105	109	0.21
Saccharin	µg/l	2.2 ± 0.254	2.12 ± 0.635	0.484	96.3	-0.06
Sotalol	µg/l	1.32 ± 0.161	1.79 ± 0.358	0.291	135	0.64
Sucralose	µg/l	18 ± 1.99	16.6 ± 4.98	5.4	92.2	-0.14
Sulfamethoxazole	µg/l	2.07 ± 0.069	1.95 ± 0.389	0.249	94.1	-0.16





Sample: AZ9A

Parameter	Unit	Assigned value ± U (k=2)	Result ± U	Criterion	Recovery [%]	z-Score
4-Acetylaminoantipyrine	µg/l	0.251 ± 0.0249	0.29 ± 0.07	0.0326	116	1.20
4-Formylaminoantipyrine	µg/l	0.451 ± 0.0266	- ± -	0.0324	-	-
10,11-Dihydro-10,11-Dihydroxycarbamazepine	µg/l	0.178 ± 0.0328	- ± -	0.0409	-	-
Acesulfame	µg/l	0.67 ± 0.0629	- ± -	0.114	-	-
Amidotrizoic acid	µg/l	1.87 ± 0.0965	1.85 ± 0.46	0.467	99.1	-0.04
Atenolol	µg/l	0.855 ± 0.0663	- ± -	0.214	-	-
Benzotriazole	µg/l	1.8 ± 0.0607	- ± -	0.215	-	-
Bisoprolol	µg/l	- ± -	- ± -	-	-	-
Carbamazepine	µg/l	0.301 ± 0.0128	0.31 ± 0.08	0.0391	103	0.23
Cyclamate	µg/l	0.44 ± 0.0365	- ± -	0.132	-	-
Diazepam	µg/l	0.288 ± 0.0288	- ± -	0.0403	-	-
Diclofenac	µg/l	0.306 ± 0.0357	0.45 ± 0.11	0.0704	147	2.04
Ibuprofen	µg/l	0.192 ± 0.0072	<0.2 (LOQ) ± -	0.00961	-	-
Iopamidol	µg/l	1.44 ± 0.0149	1.46 ± 0.37	0.332	101	0.06
Metoprolol	µg/l	0.14 ± 0.0117	0.16 ± 0.04	0.0279	115	0.73
Saccharin	µg/l	1.28 ± 0.135	- ± -	0.282	-	-
Sotalol	µg/l	0.272 ± 0.0153	0.31 ± 0.08	0.0599	114	0.63
Sucralose	µg/l	2.42 ± 0.215	- ± -	0.726	-	-
Sulfamethoxazole	µg/l	0.973 ± 0.059	1.09 ± 0.27	0.117	112	1.01

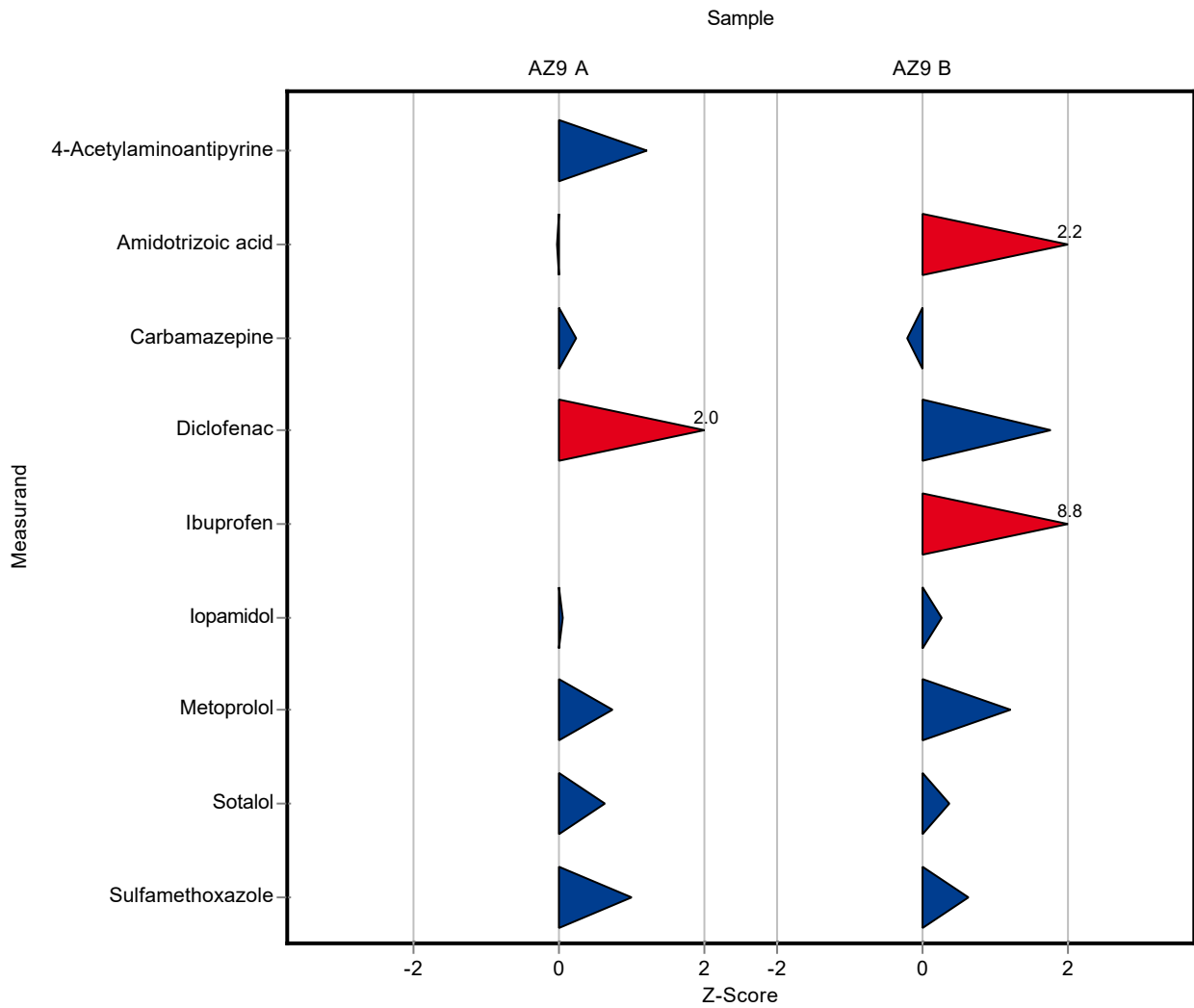
Sample: AZ9B

Parameter	Unit	Assigned value ± U (k=2)	Result ± U	Criterion	Recovery [%]	z-Score
4-Acetylaminoantipyrine	µg/l	- ± -	3.44 ± 0.86	-	-	-
4-Formylaminoantipyrine	µg/l	5.89 ± 0.233	- ± -	0.283	-	-
10,11-Dihydro-10,11-Dihydroxycarbamazepine	µg/l	1.28 ± 0.157	- ± -	0.192	-	-
Acesulfame	µg/l	0.947 ± 0.0826	- ± -	0.161	-	-
Amidotrizoic acid	µg/l	2.07 ± 0.106	3.19 ± 0.8	0.517	154	2.17
Atenolol	µg/l	1.01 ± 0.0967	- ± -	0.253	-	-

Summary of results Pharmaceuticals, Industrial Chemicals and Artificial  
Sweeteners - AZ9

Labcode: LC0020

Parameter	Unit	Assigned value ± U (k=2)	Result ± U	Criterion	Recovery [%]	z-Score
Benzotriazole	µg/l	11.3 ± 0.524	- ± -	1.35	-	-
Bisoprolol	µg/l	0.619 ± 0.149	- ± -	0.186	-	-
Carbamazepine	µg/l	1.09 ± 0.00928	1.06 ± 0.27	0.142	97.3	-0.21
Cyclamate	µg/l	0.609 ± 0.0519	- ± -	0.183	-	-
Diazepam	µg/l	0.317 ± 0.0225	- ± -	0.0317	-	-
Diclofenac	µg/l	4.4 ± 0.142	5.49 ± 1.37	0.616	125	1.77
Ibuprofen	µg/l	0.941 ± 0.0311	1.42 ± 0.36	0.0546	151	8.78
Iopamidol	µg/l	38 ± 1.61	40.39 ± 10.1	8.74	106	0.27
Metoprolol	µg/l	0.523 ± 0.035	0.65 ± 0.16	0.105	124	1.21
Saccharin	µg/l	2.2 ± 0.254	- ± -	0.484	-	-
Sotalol	µg/l	1.32 ± 0.161	1.43 ± 0.36	0.291	108	0.37
Sucralose	µg/l	18 ± 1.99	- ± -	5.4	-	-
Sulfamethoxazole	µg/l	2.07 ± 0.069	2.23 ± 0.56	0.249	108	0.63



Sample: AZ9A

Parameter	Unit	Assigned value ± U (k=2)	Result ± U	Criterion	Recovery [%]	En-Score
4-Acetylaminoantipyrine	µg/l	0.251 ± 0.0249	0.29 ± 0.07	0.0326	116	0.27
4-Formylaminoantipyrine	µg/l	0.451 ± 0.0266	- ± -	0.0324	-	-
10,11-Dihydro-10,11-Dihydroxycarbamazepine	µg/l	0.178 ± 0.0328	- ± -	0.0409	-	-
Acesulfame	µg/l	0.67 ± 0.0629	- ± -	0.114	-	-
Amidotrizoic acid	µg/l	1.87 ± 0.0965	1.85 ± 0.46	0.467	99.1	-0.02
Atenolol	µg/l	0.855 ± 0.0663	- ± -	0.214	-	-
Benzotriazole	µg/l	1.8 ± 0.0607	- ± -	0.215	-	-
Bisoprolol	µg/l	- ± -	- ± -	-	-	-
Carbamazepine	µg/l	0.301 ± 0.0128	0.31 ± 0.08	0.0391	103	0.06
Cyclamate	µg/l	0.44 ± 0.0365	- ± -	0.132	-	-
Diazepam	µg/l	0.288 ± 0.0288	- ± -	0.0403	-	-
Diclofenac	µg/l	0.306 ± 0.0357	0.45 ± 0.11	0.0704	147	0.65
Ibuprofen	µg/l	0.192 ± 0.0072	<0.2 (LOQ) ± -	0.00961	-	-
Iopamidol	µg/l	1.44 ± 0.0149	1.46 ± 0.37	0.332	101	0.02
Metoprolol	µg/l	0.14 ± 0.0117	0.16 ± 0.04	0.0279	115	0.25
Saccharin	µg/l	1.28 ± 0.135	- ± -	0.282	-	-
Sotalol	µg/l	0.272 ± 0.0153	0.31 ± 0.08	0.0599	114	0.23
Sucralose	µg/l	2.42 ± 0.215	- ± -	0.726	-	-
Sulfamethoxazole	µg/l	0.973 ± 0.059	1.09 ± 0.27	0.117	112	0.22

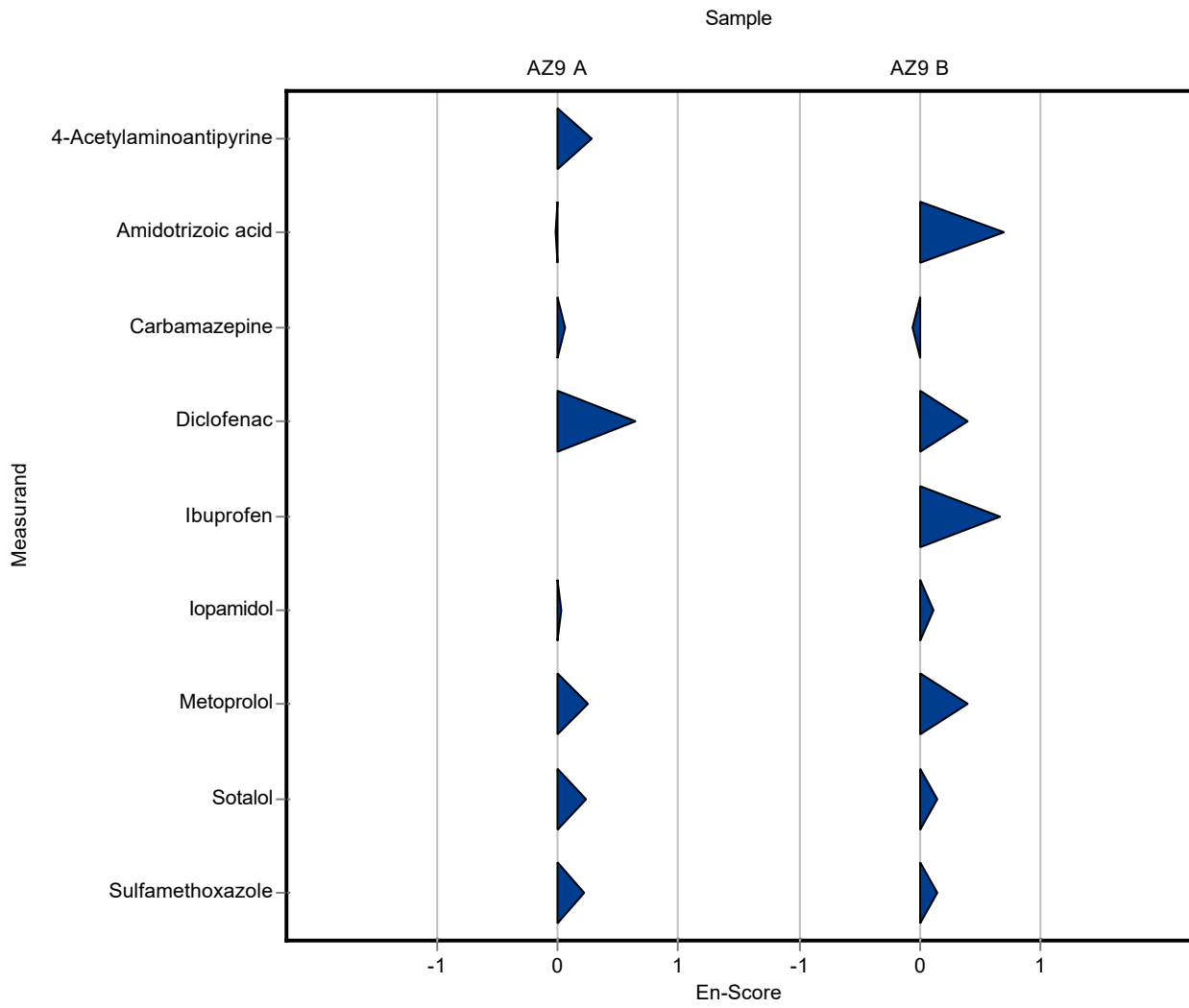
Sample: AZ9B

Parameter	Unit	Assigned value ± U (k=2)	Result ± U	Criterion	Recovery [%]	En-Score
4-Acetylaminoantipyrine	µg/l	- ± -	3.44 ± 0.86	-	-	-
4-Formylaminoantipyrine	µg/l	5.89 ± 0.233	- ± -	0.283	-	-
10,11-Dihydro-10,11-Dihydroxycarbamazepine	µg/l	1.28 ± 0.157	- ± -	0.192	-	-
Acesulfame	µg/l	0.947 ± 0.0826	- ± -	0.161	-	-
Amidotrizoic acid	µg/l	2.07 ± 0.106	3.19 ± 0.8	0.517	154	0.70
Atenolol	µg/l	1.01 ± 0.0967	- ± -	0.253	-	-

Summary of results Pharmaceuticals, Industrial Chemicals and Artificial  
Sweeteners - AZ9 - En-Score

Labcode: LC0020

Parameter	Unit	Assigned value ± U (k=2)	Result ± U	Criterion	Recovery [%]	En-Score
Benzotriazole	µg/l	11.3 ± 0.524	- ± -	1.35	-	-
Bisoprolol	µg/l	0.619 ± 0.149	- ± -	0.186	-	-
Carbamazepine	µg/l	1.09 ± 0.00928	1.06 ± 0.27	0.142	97.3	-0.05
Cyclamate	µg/l	0.609 ± 0.0519	- ± -	0.183	-	-
Diazepam	µg/l	0.317 ± 0.0225	- ± -	0.0317	-	-
Diclofenac	µg/l	4.4 ± 0.142	5.49 ± 1.37	0.616	125	0.40
Ibuprofen	µg/l	0.941 ± 0.0311	1.42 ± 0.36	0.0546	151	0.67
Iopamidol	µg/l	38 ± 1.61	40.39 ± 10.1	8.74	106	0.12
Metoprolol	µg/l	0.523 ± 0.035	0.65 ± 0.16	0.105	124	0.39
Saccharin	µg/l	2.2 ± 0.254	- ± -	0.484	-	-
Sotalol	µg/l	1.32 ± 0.161	1.43 ± 0.36	0.291	108	0.15
Sucralose	µg/l	18 ± 1.99	- ± -	5.4	-	-
Sulfamethoxazole	µg/l	2.07 ± 0.069	2.23 ± 0.56	0.249	108	0.14



Sample: AZ9A

Parameter	Unit	Assigned value ± U (k=2)	Result ± U	Criterion	Recovery [%]	z-Score
4-Acetylaminoantipyrine	µg/l	0.251 ± 0.0249	- ± -	0.0326	-	-
4-Formylaminoantipyrine	µg/l	0.451 ± 0.0266	- ± -	0.0324	-	-
10,11-Dihydro-10,11-Dihydroxycarbamazepine	µg/l	0.178 ± 0.0328	- ± -	0.0409	-	-
Acesulfame	µg/l	0.67 ± 0.0629	- ± -	0.114	-	-
Amidotrizoic acid	µg/l	1.87 ± 0.0965	- ± -	0.467	-	-
Atenolol	µg/l	0.855 ± 0.0663	- ± -	0.214	-	-
Benzotriazole	µg/l	1.8 ± 0.0607	- ± -	0.215	-	-
Bisoprolol	µg/l	- ± -	0.6566 ± 0.1641	-	-	-
Carbamazepine	µg/l	0.301 ± 0.0128	0.3223 ± 0.0806	0.0391	107	0.55
Cyclamate	µg/l	0.44 ± 0.0365	- ± -	0.132	-	-
Diazepam	µg/l	0.288 ± 0.0288	0.31 ± 0.0775	0.0403	108	0.56
Diclofenac	µg/l	0.306 ± 0.0357	0.3523 ± 0.0881	0.0704	115	0.65
Ibuprofen	µg/l	0.192 ± 0.0072	0.2044 ± 0.0511	0.00961	106	1.27
Iopamidol	µg/l	1.44 ± 0.0149	- ± -	0.332	-	-
Metoprolol	µg/l	0.14 ± 0.0117	0.1775 ± 0.0444	0.0279	127	1.35
Saccharin	µg/l	1.28 ± 0.135	- ± -	0.282	-	-
Sotalol	µg/l	0.272 ± 0.0153	- ± -	0.0599	-	-
Sucralose	µg/l	2.42 ± 0.215	- ± -	0.726	-	-
Sulfamethoxazole	µg/l	0.973 ± 0.059	1.1385 ± 0.2846	0.117	117	1.42

Sample: AZ9B

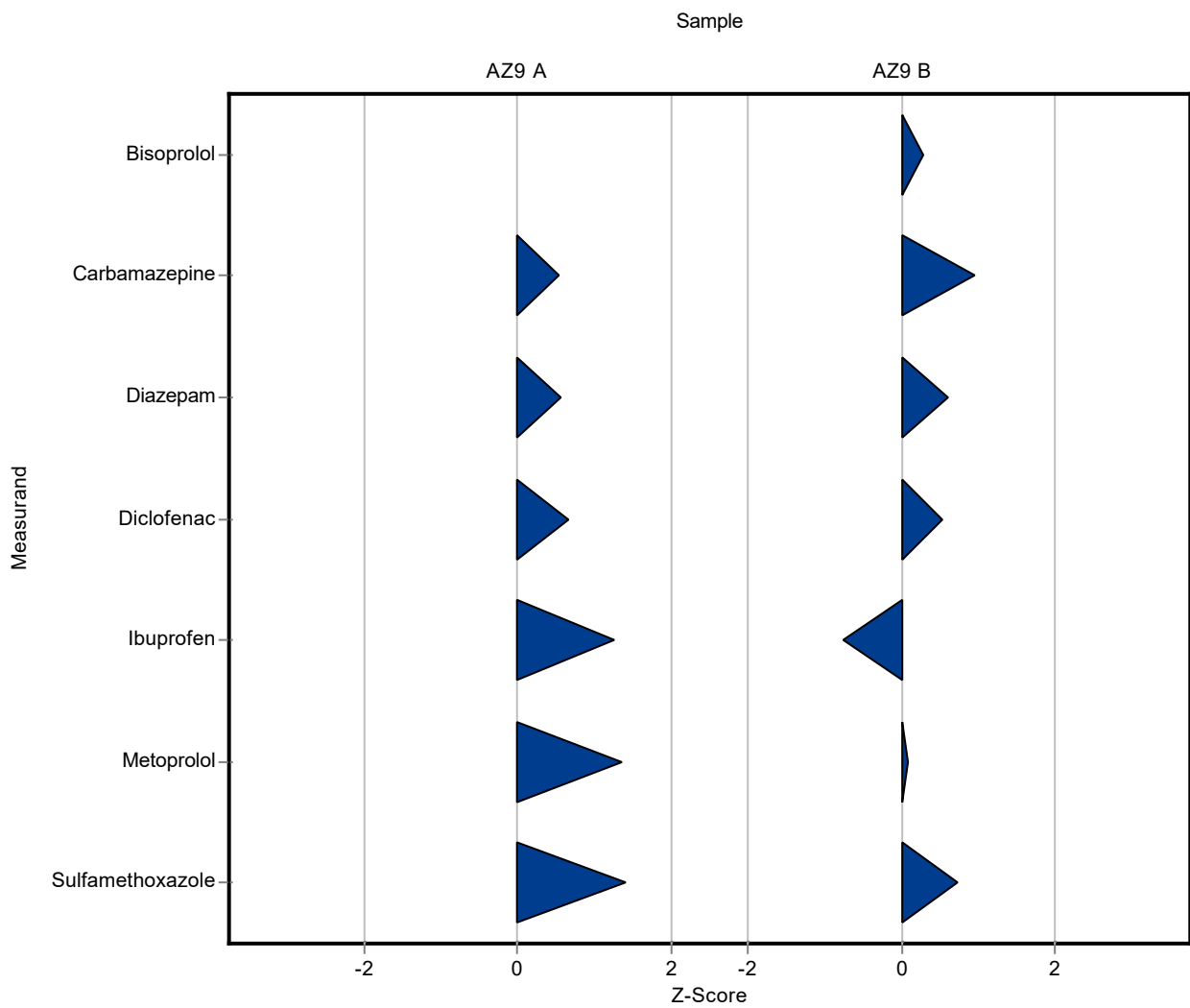
Parameter	Unit	Assigned value ± U (k=2)	Result ± U	Criterion	Recovery [%]	z-Score
4-Acetylaminoantipyrine	µg/l	- ± -	- ± -	-	-	-
4-Formylaminoantipyrine	µg/l	5.89 ± 0.233	- ± -	0.283	-	-
10,11-Dihydro-10,11-Dihydroxycarbamazepine	µg/l	1.28 ± 0.157	- ± -	0.192	-	-
Acesulfame	µg/l	0.947 ± 0.0826	- ± -	0.161	-	-
Amidotrizoic acid	µg/l	2.07 ± 0.106	- ± -	0.517	-	-
Atenolol	µg/l	1.01 ± 0.0967	- ± -	0.253	-	-

Summary of results Pharmaceuticals, Industrial Chemicals and Artificial  
Sweeteners - AZ9

Labcode: LC0021

Parameter	Unit	Assigned value ± U (k=2)	Result ± U	Criterion	Recovery [%]	z-Score
Benzotriazole	µg/l	11.3 ± 0.524	- ± -	1.35	-	-
Bisoprolol	µg/l	0.619 ± 0.149	0.6715 ± 0.1679	0.186	109	0.28
Carbamazepine	µg/l	1.09 ± 0.00928	1.2228 ± 0.3057	0.142	112	0.94
Cyclamate	µg/l	0.609 ± 0.0519	- ± -	0.183	-	-
Diazepam	µg/l	0.317 ± 0.0225	0.3362 ± 0.0841	0.0317	106	0.60
Diclofenac	µg/l	4.4 ± 0.142	4.7193 ± 1.1798	0.616	107	0.52
Ibuprofen	µg/l	0.941 ± 0.0311	0.8998 ± 0.225	0.0546	95.6	-0.75
Iopamidol	µg/l	38 ± 1.61	- ± -	8.74	-	-
Metoprolol	µg/l	0.523 ± 0.035	0.5323 ± 0.1331	0.105	102	0.09
Saccharin	µg/l	2.2 ± 0.254	- ± -	0.484	-	-
Sotalol	µg/l	1.32 ± 0.161	- ± -	0.291	-	-
Sucralose	µg/l	18 ± 1.99	- ± -	5.4	-	-
Sulfamethoxazole	µg/l	2.07 ± 0.069	2.2565 ± 0.5641	0.249	109	0.74





Sample: AZ9A

Parameter	Unit	Assigned value ± U (k=2)	Result ± U	Criterion	Recovery [%]	En-Score
4-Acetylaminoantipyrine	µg/l	0.251 ± 0.0249	- ± -	0.0326	-	-
4-Formylaminoantipyrine	µg/l	0.451 ± 0.0266	- ± -	0.0324	-	-
10,11-Dihydro-10,11-Dihydroxycarbamazepine	µg/l	0.178 ± 0.0328	- ± -	0.0409	-	-
Acesulfame	µg/l	0.67 ± 0.0629	- ± -	0.114	-	-
Amidotrizoic acid	µg/l	1.87 ± 0.0965	- ± -	0.467	-	-
Atenolol	µg/l	0.855 ± 0.0663	- ± -	0.214	-	-
Benzotriazole	µg/l	1.8 ± 0.0607	- ± -	0.215	-	-
Bisoprolol	µg/l	- ± -	0.6566 ± 0.1641	-	-	-
Carbamazepine	µg/l	0.301 ± 0.0128	0.3223 ± 0.0806	0.0391	107	0.13
Cyclamate	µg/l	0.44 ± 0.0365	- ± -	0.132	-	-
Diazepam	µg/l	0.288 ± 0.0288	0.31 ± 0.0775	0.0403	108	0.14
Diclofenac	µg/l	0.306 ± 0.0357	0.3523 ± 0.0881	0.0704	115	0.26
Ibuprofen	µg/l	0.192 ± 0.0072	0.2044 ± 0.0511	0.00961	106	0.12
Iopamidol	µg/l	1.44 ± 0.0149	- ± -	0.332	-	-
Metoprolol	µg/l	0.14 ± 0.0117	0.1775 ± 0.0444	0.0279	127	0.42
Saccharin	µg/l	1.28 ± 0.135	- ± -	0.282	-	-
Sotalol	µg/l	0.272 ± 0.0153	- ± -	0.0599	-	-
Sucralose	µg/l	2.42 ± 0.215	- ± -	0.726	-	-
Sulfamethoxazole	µg/l	0.973 ± 0.059	1.1385 ± 0.2846	0.117	117	0.29

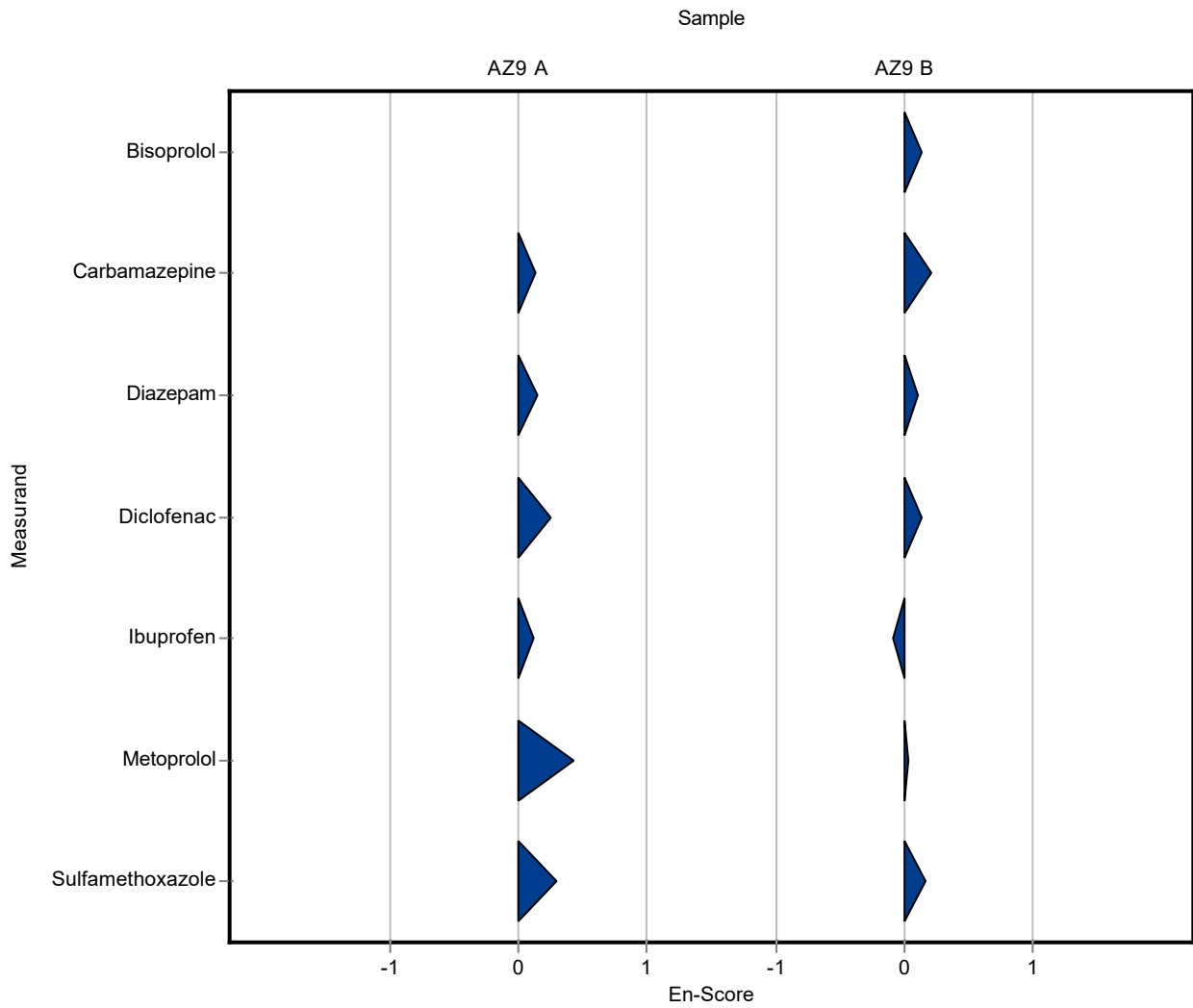
Sample: AZ9B

Parameter	Unit	Assigned value ± U (k=2)	Result ± U	Criterion	Recovery [%]	En-Score
4-Acetylaminoantipyrine	µg/l	- ± -	- ± -	-	-	-
4-Formylaminoantipyrine	µg/l	5.89 ± 0.233	- ± -	0.283	-	-
10,11-Dihydro-10,11-Dihydroxycarbamazepine	µg/l	1.28 ± 0.157	- ± -	0.192	-	-
Acesulfame	µg/l	0.947 ± 0.0826	- ± -	0.161	-	-
Amidotrizoic acid	µg/l	2.07 ± 0.106	- ± -	0.517	-	-
Atenolol	µg/l	1.01 ± 0.0967	- ± -	0.253	-	-

Summary of results Pharmaceuticals, Industrial Chemicals and Artificial  
Sweeteners - AZ9 - En-Score

Labcode: LC0021

Parameter	Unit	Assigned value ± U (k=2)	Result ± U	Criterion	Recovery [%]	En-Score
Benzotriazole	µg/l	11.3 ± 0.524	- ± -	1.35	-	-
Bisoprolol	µg/l	0.619 ± 0.149	0.6715 ± 0.1679	0.186	109	0.14
Carbamazepine	µg/l	1.09 ± 0.00928	1.2228 ± 0.3057	0.142	112	0.22
Cyclamate	µg/l	0.609 ± 0.0519	- ± -	0.183	-	-
Diazepam	µg/l	0.317 ± 0.0225	0.3362 ± 0.0841	0.0317	106	0.11
Diclofenac	µg/l	4.4 ± 0.142	4.7193 ± 1.1798	0.616	107	0.14
Ibuprofen	µg/l	0.941 ± 0.0311	0.8998 ± 0.225	0.0546	95.6	-0.09
Iopamidol	µg/l	38 ± 1.61	- ± -	8.74	-	-
Metoprolol	µg/l	0.523 ± 0.035	0.5323 ± 0.1331	0.105	102	0.03
Saccharin	µg/l	2.2 ± 0.254	- ± -	0.484	-	-
Sotalol	µg/l	1.32 ± 0.161	- ± -	0.291	-	-
Sucralose	µg/l	18 ± 1.99	- ± -	5.4	-	-
Sulfamethoxazole	µg/l	2.07 ± 0.069	2.2565 ± 0.5641	0.249	109	0.16



## E9. Methodenübersicht / Overview of methods

LabCode	Sample	10,11-Dihydro-10,11-Dihydroxycarbamazepine	4-Acetylaminoantipyrine	4-Formylaminoantipyrine	Acesulfame	Amidotrizoic acid
LC0001	AZ9A	LC-MS/MS direct; EN ISO 21676	LC-MS/MS direct; EN ISO 21676	LC-MS/MS direct; EN ISO 21676	LC-MS/MS; housemethod	LC-MS/MS direct; EN ISO 21676
LC0002	AZ9A				LC-MS (enrichment F 10);	LC-MS (enrichment F 10);
LC0003	AZ9A		LC-MS/MS direct; DIN 38407-47	LC-MS/MS direct; DIN 38407-47	LC-MS/MS direct; DIN 38407-47	
LC0004	AZ9A				LC-MS/MS direct;	LC-MS/MS direct;
LC0005	AZ9A		LC-MS/MS direct; DIN 38407-47	LC-MS/MS direct; DIN 38407-47	LC-MS/MS direct; DIN 38407-36	LC-MS/MS direct; DIN 38407-47
LC0006	AZ9A	LC-MS/MS; house method (pharmaceuticals/metabolites)	LC-MS/MS; house method (pharmaceuticals/metabolites)	LC-MS/MS; house method (pharmaceuticals/metabolites)	LC-MS/MS; housemethod (sweeteners)	LC-MS/MS; housemethod
LC0007	AZ9A					
LC0008	AZ9A	LC-MS/MS direct; DIN 38407-36			LC-MS/MS direct; DIN 38407-36	LC-MS/MS direct; DIN 38407-47
LC0009	AZ9A					
LC0010	AZ9A					
LC0011	AZ9A					
LC0012	AZ9A		LC-MS/MS direct; housemethod			LC-MS/MS direct; housemethod
LC0013	AZ9A	LC-MS/MS direct;			LC-MS/MS direct;	LC-MS/MS direct;
LC0014	AZ9A		LC-MS/MS direct;		LC-MS/MS direct;	LC-MS/MS direct;
LC0015	AZ9A	LC-MS/MS direct; DIN 38407-47	LC-MS/MS direct; DIN 38407-47	LC-MS/MS direct; DIN 38407-47	LC-MS/MS direct; DIN 38407-47	LC-MS/MS direct; DIN 38407-47
LC0016	AZ9A		LC-MS/MS direct; DIN 38407-47	LC-MS/MS direct; DIN 38407-47	LC-MS/MS; housemethod	LC-MS/MS direct; DIN 38407-47
LC0017	AZ9A				LC-MS/MS direct; DIN 38407-36	LC-MS/MS direct; DIN 38407-36
LC0018	AZ9A	LC-MS/MS direct;				
LC0019	AZ9A				LC-MS/MS;	LC-MS/MS;
LC0020	AZ9A		LC-MS/MS;			LC-MS/MS;
LC0021	AZ9A					

LabCode	Sample	Atenolol	Benzotriazole	Bisoprolol	Carbamazepine	Cyclamate
LC0001	AZ9A	LC-MS/MS direct; EN ISO 21676	LC-MS/MS; housemethod	LC-MS/MS direct; EN ISO 21676	LC-MS/MS direct; EN ISO 21676	LC-MS/MS; housemethod
LC0002	AZ9A					LC-MS (enrichment F 10);
LC0003	AZ9A		LC-MS/MS direct; DIN 38407-47		LC-MS/MS direct; DIN 38407-47	
LC0004	AZ9A	LC-MS/MS direct;	LC-MS/MS direct;		LC-MS/MS direct;	LC-MS/MS direct;
LC0005	AZ9A		LC-MS/MS direct; DIN 38407-36		LC-MS/MS direct; DIN 38407-47	
LC0006	AZ9A	LC-MS/MS; housemethod	LC-MS/MS; housemethod benzotriazole	LC-MS/MS; housemethod	LC-MS/MS; housemethod	LC-MS/MS; housemethod (sweeteners)
LC0007	AZ9A					
LC0008	AZ9A	LC-MS/MS direct; DIN 38407-47	LC-MS/MS direct; DIN 38407-47	LC-MS/MS direct; DIN 38407-47	LC-MS/MS direct; DIN 38407-36	
LC0009	AZ9A				LC-MS/MS direct; EPA 531.1; EPA 538	
LC0010	AZ9A		LC-MS/MS; DIN 38407-35		LC-MS/MS; DIN 38407-35	
LC0011	AZ9A			LC-MS/MS;		
LC0012	AZ9A	LC-MS/MS direct; housemethod		LC-MS/MS direct; housemethod	LC-MS/MS direct; housemethod	
LC0013	AZ9A	LC-MS/MS direct;	LC-MS/MS direct;		LC-MS/MS direct;	LC-MS/MS direct;
LC0014	AZ9A	LC-MS/MS direct;	LC-MS/MS direct;		LC-MS/MS direct;	
LC0015	AZ9A	LC-MS/MS direct; DIN 38407-47	LC-MS/MS direct; DIN 38407-47	LC-MS/MS direct; DIN 38407-47	LC-MS/MS direct; DIN 38407-47	LC-MS/MS direct; DIN 38407-47
LC0016	AZ9A	LC-MS/MS direct; DIN 38407-47	LC-MS/MS; housemethod	LC-MS/MS direct; DIN 38407-47	LC-MS/MS direct; DIN 38407-47	LC-MS/MS; housemethod
LC0017	AZ9A	LC-MS/MS direct; DIN 38407-36			LC-MS/MS direct; DIN 38407-36	
LC0018	AZ9A	LC-MS/MS direct;	LC-MS/MS direct;		LC-MS/MS direct;	
LC0019	AZ9A		LC-MS/MS;		LC-MS/MS;	LC-MS/MS;
LC0020	AZ9A				LC-MS/MS;	
LC0021	AZ9A			LC-MS/MS direct; DIN 38407-47	LC-MS/MS direct; DIN 38407-47	

LabCode	Sample	Diazepam	Diclofenac	Ibuprofen	Iopamidol	Metoprolol
LC0001	AZ9A		LC-MS/MS direct; EN ISO 21676	LC-MS/MS direct; EN ISO 21676	LC-MS/MS direct; EN ISO 21676	LC-MS/MS direct; EN ISO 21676
LC0002	AZ9A				LC-MS (enrichment F 10);	
LC0003	AZ9A					LC-MS/MS direct; DIN 38407-47
LC0004	AZ9A		LC-MS/MS direct;	LC-MS/MS direct;	LC-MS/MS direct;	LC-MS/MS direct;
LC0005	AZ9A		LC-MS/MS direct; DIN 38407-47	LC-MS/MS direct; DIN 38407-47	LC-MS/MS direct; DIN 38407-47	LC-MS/MS direct; DIN 38407-47
LC0006	AZ9A	LC-MS/MS; housemethod	LC-MS/MS; housemethod	GC/MS; house method (pharmaceuticals)	LC-MS/MS; housemethod	LC-MS/MS; housemethod
LC0007	AZ9A					
LC0008	AZ9A	LC-MS/MS direct; DIN 38407-47	GC/MS (SPE, derivatization); EN ISO 15913; DEV F20	GC/MS (SPE, derivatization); EN ISO 15913; DEV F20	LC-MS/MS direct; DIN 38407-47	LC-MS/MS direct; DIN 38407-47
LC0009	AZ9A					
LC0010	AZ9A					
LC0011	AZ9A					
LC0012	AZ9A	LC-MS/MS direct; housemethod	LC-MS/MS direct; housemethod	LC-MS/MS direct; housemethod		LC-MS/MS direct; housemethod
LC0013	AZ9A	LC-MS/MS direct;	LC-MS/MS direct;	LC-MS/MS direct;	LC-MS/MS direct;	LC-MS/MS direct;
LC0014	AZ9A		LC-MS/MS direct;	LC-MS/MS direct;		LC-MS/MS direct;
LC0015	AZ9A	LC-MS/MS direct; DIN 38407-47	LC-MS/MS direct; DIN 38407-47	LC-MS/MS direct; DIN 38407-47	LC-MS/MS direct; DIN 38407-47	LC-MS/MS direct; DIN 38407-47
LC0016	AZ9A	LC-MS/MS direct; DIN 38407-47	LC-MS/MS direct; DIN 38407-47	LC-MS/MS direct; DIN 38407-47	LC-MS/MS direct; DIN 38407-47	LC-MS/MS direct; DIN 38407-47
LC0017	AZ9A		LC-MS/MS direct; DIN 38407-36			LC-MS/MS direct; DIN 38407-36
LC0018	AZ9A		LC-MS/MS direct;			
LC0019	AZ9A	LC-MS/MS;	LC-MS/MS;		LC-MS/MS;	LC-MS/MS;
LC0020	AZ9A		LC-MS/MS;	LC-MS/MS;	LC-MS/MS;	LC-MS/MS;
LC0021	AZ9A	LC-MS/MS direct; DIN 38407-47	LC-MS/MS direct; DIN 38407-47	LC-MS/MS direct; DIN 38407-47		LC-MS/MS direct; DIN 38407-47

LabCode	Sample	Saccharin	Sotalol	Sucralose	Sulfamethoxazole
LC0001	AZ9A		LC-MS/MS direct; EN ISO 21676	LC-MS/MS; housemethod	LC-MS/MS direct; EN ISO 21676
LC0002	AZ9A	LC-MS (enrichment F 10);		LC-MS (enrichment F 10);	
LC0003	AZ9A				
LC0004	AZ9A	LC-MS/MS direct;		LC-MS/MS direct;	LC-MS/MS direct;
LC0005	AZ9A		LC-MS/MS direct; DIN 38407-47		LC-MS/MS direct; DIN 38407-47
LC0006	AZ9A	LC-MS/MS; housemethod (sweeteners)	LC-MS/MS; housemethod	LC-MS/MS; housemethod (sweeteners)	LC-MS/MS; housemethod
LC0007	AZ9A				
LC0008	AZ9A		LC-MS/MS direct; DIN 38407-47		LC-MS/MS direct; DIN 38407-36
LC0009	AZ9A				
LC0010	AZ9A				
LC0011	AZ9A				LC-MS/MS;
LC0012	AZ9A		LC-MS/MS direct; housemethod		LC-MS/MS direct; housemethod
LC0013	AZ9A	LC-MS/MS direct;	LC-MS/MS direct;	LC-MS/MS direct;	LC-MS/MS direct;
LC0014	AZ9A		LC-MS/MS direct;		LC-MS/MS direct;
LC0015	AZ9A	LC-MS/MS direct; DIN 38407-47	LC-MS/MS direct; DIN 38407-47	LC-MS/MS direct; DIN 38407-47	LC-MS/MS direct; DIN 38407-47
LC0016	AZ9A	LC-MS/MS; housemethod	LC-MS/MS direct; DIN 38407-47	LC-MS/MS; housemethod	LC-MS/MS direct; DIN 38407-47
LC0017	AZ9A		LC-MS/MS direct; DIN 38407-36		LC-MS/MS direct; DIN 38407-36
LC0018	AZ9A			LC-MS/MS direct;	
LC0019	AZ9A	LC-MS/MS;	LC-MS/MS;	LC-MS/MS;	LC-MS/MS;
LC0020	AZ9A		LC-MS/MS;		LC-MS/MS;
LC0021	AZ9A				LC-MS/MS direct; DIN 38407-47



LabCode	Sample	10,11-Dihydro-10,11-Dihydroxycarbamazepine	4-Acetylaminoantipyrine	4-Formylaminoantipyrine	Acesulfame	Amidotrizoic acid
LC0001	AZ9B	LC-MS/MS direct; EN ISO 21676	LC-MS/MS direct; EN ISO 21676	LC-MS/MS direct; EN ISO 21676	LC-MS/MS; housemethod	LC-MS/MS direct; EN ISO 21676
LC0002	AZ9B				LC-MS (enrichment F 10);	LC-MS (enrichment F 10);
LC0003	AZ9B		LC-MS/MS direct; DIN 38407-47	LC-MS/MS direct; DIN 38407-47	LC-MS/MS direct; DIN 38407-47	
LC0004	AZ9B				LC-MS/MS direct;	LC-MS/MS direct;
LC0005	AZ9B		LC-MS/MS direct; DIN 38407-47	LC-MS/MS direct; DIN 38407-47	LC-MS/MS direct; DIN 38407-36	LC-MS/MS direct; DIN 38407-47
LC0006	AZ9B	LC-MS/MS; house method (pharmaceuticals/metabolites)	LC-MS/MS; house method (pharmaceuticals/metabolites)	LC-MS/MS; house method (pharmaceuticals/metabolites)	LC-MS/MS; housemethod (sweeteners)	LC-MS/MS; housemethod
LC0007	AZ9B					
LC0008	AZ9B	LC-MS/MS direct; DIN 38407-36			LC-MS/MS direct; DIN 38407-36	LC-MS/MS direct; DIN 38407-47
LC0009	AZ9B					
LC0010	AZ9B					
LC0011	AZ9B					
LC0012	AZ9B		LC-MS/MS direct; housemethod			LC-MS/MS direct; housemethod
LC0013	AZ9B	LC-MS/MS direct;			LC-MS/MS direct;	LC-MS/MS direct;
LC0014	AZ9B		LC-MS/MS direct;		LC-MS/MS direct;	LC-MS/MS direct;
LC0015	AZ9B	LC-MS/MS direct; DIN 38407-47	LC-MS/MS direct; DIN 38407-47	LC-MS/MS direct; DIN 38407-47	LC-MS/MS direct; DIN 38407-47	LC-MS/MS direct; DIN 38407-47
LC0016	AZ9B		LC-MS/MS direct; DIN 38407-47	LC-MS/MS direct; DIN 38407-47	LC-MS/MS; housemethod	LC-MS/MS direct; DIN 38407-47
LC0017	AZ9B				LC-MS/MS direct; DIN 38407-36	LC-MS/MS direct; DIN 38407-36
LC0018	AZ9B	LC-MS/MS direct;				
LC0019	AZ9B				LC-MS/MS;	LC-MS/MS;
LC0020	AZ9B		LC-MS/MS;			LC-MS/MS;
LC0021	AZ9B					

LabCode	Sample	Atenolol	Benzotriazole	Bisoprolol	Carbamazepine	Cyclamate
LC0001	AZ9B	LC-MS/MS direct; EN ISO 21676	LC-MS/MS; housemethod	LC-MS/MS direct; EN ISO 21676	LC-MS/MS direct; EN ISO 21676	LC-MS/MS; housemethod
LC0002	AZ9B					LC-MS (enrichment F 10);
LC0003	AZ9B		LC-MS/MS direct; DIN 38407-47		LC-MS/MS direct; DIN 38407-47	
LC0004	AZ9B	LC-MS/MS direct;	LC-MS/MS direct;		LC-MS/MS direct;	LC-MS/MS direct;
LC0005	AZ9B		LC-MS/MS direct; DIN 38407-36		LC-MS/MS direct; DIN 38407-47	
LC0006	AZ9B	LC-MS/MS; housemethod	LC-MS/MS; housemethod benzotriazole	LC-MS/MS; housemethod	LC-MS/MS; housemethod	LC-MS/MS; housemethod (sweeteners)
LC0007	AZ9B					
LC0008	AZ9B	LC-MS/MS direct; DIN 38407-47	LC-MS/MS direct; DIN 38407-47	LC-MS/MS direct; DIN 38407-47	LC-MS/MS direct; DIN 38407-36	
LC0009	AZ9B					
LC0010	AZ9B		LC-MS/MS; DIN 38407-35		LC-MS/MS; DIN 38407-35	
LC0011	AZ9B			LC-MS/MS;		
LC0012	AZ9B	LC-MS/MS direct; housemethod		LC-MS/MS direct; housemethod	LC-MS/MS direct; housemethod	
LC0013	AZ9B	LC-MS/MS direct;	LC-MS/MS direct;		LC-MS/MS direct;	LC-MS/MS direct;
LC0014	AZ9B	LC-MS/MS direct;	LC-MS/MS direct;		LC-MS/MS direct;	
LC0015	AZ9B	LC-MS/MS direct; DIN 38407-47	LC-MS/MS direct; DIN 38407-47	LC-MS/MS direct; DIN 38407-47	LC-MS/MS direct; DIN 38407-47	LC-MS/MS direct; DIN 38407-47
LC0016	AZ9B	LC-MS/MS direct; DIN 38407-47	LC-MS/MS; housemethod	LC-MS/MS direct; DIN 38407-47	LC-MS/MS direct; DIN 38407-47	LC-MS/MS; housemethod
LC0017	AZ9B	LC-MS/MS direct; DIN 38407-36			LC-MS/MS direct; DIN 38407-36	
LC0018	AZ9B	LC-MS/MS direct;	LC-MS/MS direct;		LC-MS/MS direct;	
LC0019	AZ9B		LC-MS/MS;		LC-MS/MS;	LC-MS/MS;
LC0020	AZ9B				LC-MS/MS;	
LC0021	AZ9B			LC-MS/MS direct; DIN 38407-47	LC-MS/MS direct; DIN 38407-47	

LabCode	Sample	Diazepam	Diclofenac	Ibuprofen	Iopamidol	Metoprolol
LC0001	AZ9B		LC-MS/MS direct; EN ISO 21676	LC-MS/MS direct; EN ISO 21676	LC-MS/MS direct; EN ISO 21676	LC-MS/MS direct; EN ISO 21676
LC0002	AZ9B				LC-MS (enrichment F 10);	
LC0003	AZ9B					LC-MS/MS direct; DIN 38407-47
LC0004	AZ9B		LC-MS/MS direct;	LC-MS/MS direct;	LC-MS/MS direct;	LC-MS/MS direct;
LC0005	AZ9B		LC-MS/MS direct; DIN 38407-47	LC-MS/MS direct; DIN 38407-47	LC-MS/MS direct; DIN 38407-47	LC-MS/MS direct; DIN 38407-47
LC0006	AZ9B	LC-MS/MS; housemethod	LC-MS/MS; housemethod	GC/MS; house method (pharmaceuticals)	LC-MS/MS; housemethod	LC-MS/MS; housemethod
LC0007	AZ9B					
LC0008	AZ9B	LC-MS/MS direct; DIN 38407-47	GC/MS (SPE, derivatization); EN ISO 15913; DEV F20	GC/MS (SPE, derivatization); EN ISO 15913; DEV F20	LC-MS/MS direct; DIN 38407-47	LC-MS/MS direct; DIN 38407-47
LC0009	AZ9B					
LC0010	AZ9B					
LC0011	AZ9B					
LC0012	AZ9B	LC-MS/MS direct; housemethod	LC-MS/MS direct; housemethod	LC-MS/MS direct; housemethod		LC-MS/MS direct; housemethod
LC0013	AZ9B	LC-MS/MS direct;	LC-MS/MS direct;	LC-MS/MS direct;	LC-MS/MS direct;	LC-MS/MS direct;
LC0014	AZ9B		LC-MS/MS direct;	LC-MS/MS direct;		LC-MS/MS direct;
LC0015	AZ9B	LC-MS/MS direct; DIN 38407-47	LC-MS/MS direct; DIN 38407-47	LC-MS/MS direct; DIN 38407-47	LC-MS/MS direct; DIN 38407-47	LC-MS/MS direct; DIN 38407-47
LC0016	AZ9B	LC-MS/MS direct; DIN 38407-47	LC-MS/MS direct; DIN 38407-47	LC-MS/MS direct; DIN 38407-47	LC-MS/MS direct; DIN 38407-47	LC-MS/MS direct; DIN 38407-47
LC0017	AZ9B		LC-MS/MS direct; DIN 38407-36			LC-MS/MS direct; DIN 38407-36
LC0018	AZ9B		LC-MS/MS direct;			
LC0019	AZ9B	LC-MS/MS;	LC-MS/MS;		LC-MS/MS;	LC-MS/MS;
LC0020	AZ9B		LC-MS/MS;	LC-MS/MS;	LC-MS/MS;	LC-MS/MS;
LC0021	AZ9B	LC-MS/MS direct; DIN 38407-47	LC-MS/MS direct; DIN 38407-47	LC-MS/MS direct; DIN 38407-47		LC-MS/MS direct; DIN 38407-47

LabCode	Sample	Saccharin	Sotalol	Sucralose	Sulfamethoxazole
LC0001	AZ9B		LC-MS/MS direct; EN ISO 21676	LC-MS/MS; housemethod	LC-MS/MS direct; EN ISO 21676
LC0002	AZ9B	LC-MS (enrichment F 10);		LC-MS (enrichment F 10);	
LC0003	AZ9B				
LC0004	AZ9B	LC-MS/MS direct;		LC-MS/MS direct;	LC-MS/MS direct;
LC0005	AZ9B		LC-MS/MS direct; DIN 38407-47		LC-MS/MS direct; DIN 38407-47
LC0006	AZ9B	LC-MS/MS; housemethod (sweeteners)	LC-MS/MS; housemethod	LC-MS/MS; housemethod (sweeteners)	LC-MS/MS; housemethod
LC0007	AZ9B				
LC0008	AZ9B		LC-MS/MS direct; DIN 38407-47		LC-MS/MS direct; DIN 38407-36
LC0009	AZ9B				
LC0010	AZ9B				
LC0011	AZ9B				LC-MS/MS;
LC0012	AZ9B		LC-MS/MS direct; housemethod		LC-MS/MS direct; housemethod
LC0013	AZ9B	LC-MS/MS direct;	LC-MS/MS direct;	LC-MS/MS direct;	LC-MS/MS direct;
LC0014	AZ9B		LC-MS/MS direct;		LC-MS/MS direct;
LC0015	AZ9B	LC-MS/MS direct; DIN 38407-47	LC-MS/MS direct; DIN 38407-47	LC-MS/MS direct; DIN 38407-47	LC-MS/MS direct; DIN 38407-47
LC0016	AZ9B	LC-MS/MS; housemethod	LC-MS/MS direct; DIN 38407-47	LC-MS/MS; housemethod	LC-MS/MS direct; DIN 38407-47
LC0017	AZ9B		LC-MS/MS direct; DIN 38407-36		LC-MS/MS direct; DIN 38407-36
LC0018	AZ9B			LC-MS/MS direct;	
LC0019	AZ9B	LC-MS/MS;	LC-MS/MS;	LC-MS/MS;	LC-MS/MS;
LC0020	AZ9B		LC-MS/MS;		LC-MS/MS;
LC0021	AZ9B				LC-MS/MS direct; DIN 38407-47