

Proficiency Testing Scheme für die Wasseranalytik - Realproben H112 Herbizide/Pestizide

Proficiency Testing Scheme for Water Analysis - natural water samples H112 Herbicides/Pesticides

BERICHT / REPORT

Probenversand / Sample dispatch: 22.02.2022

Ausgabe/Edition 1: 05.04.2022

Dieser Report umfasst 379 Seiten.

This report comprises 379 pages.

Durchführung gemäß Verfahren VA_1005_PT_CA (2021-01-25).

In accordance with the procedure VA_1005_PT_CA (2021-01-25).



Anbieter der Eignungsprüfung / Provider of the proficiency test:

Anschrift / Address: Umweltbundesamt GmbH
Spittelauer Lände 5
1090 Vienna/Austria

E-Mail: ringversuche@umweltbundesamt.at

Tel: +43 (0) 1 31304 4334

Website deutsch: www.umweltbundesamt.at/ringversuche
www.ifatest.at

Website english: <https://www.umweltbundesamt.at/en/proficiency-testing>
www.ifatest.eu

Koordination und technische Leitung Eignungsprüfungen / coordinator and technical management:

Dipl.-Ing. Monika Denner

Verantwortlich für die Durchführung der Eignungsprüfungsrunde / Responsible for the implementation of this proficiency test:

Dipl.-Ing. Johannes Urteil, Martha Schmid MSc

Tel.: +43 (0) 1 31304 4334

Verantwortlich für die Freigabe des Berichts / Responsible for authorizing the report:

Dipl.-Ing. Monika Denner

Leitung Eignungsprüfungen für den Bereich chemische Analytik / Management for proficiency tests for chemical analysis

Inhaltsverzeichnis / Table of Contents

D1. Beschreibung des Ringversuchs.....	5
D1.1. Ausgestaltung und Durchführung	5
D1.2. Beschreibung der Prüfgegenstände	5
D1.3. Anweisungen für die Teilnehmenden.....	6
D1.4. Kontrollanalytik zur Bewertung der Homogenität.....	6
D1.5. Trendtest zur Bewertung der Stabilität.....	6
D1.6. Ermittlung des zugewiesenen Wertes.....	7
D2. Kriterien der Leistungsbewertung	8
D2.1. Leistungskriterium z-Score.....	8
D2.2. Leistungskriterium E _n -Score	8
D2.3. Leistungsbewertung z-Score und E _n -Score.....	9
D3. Darstellung und Interpretation der Messergebnisse.....	10
D4. Anmerkungen zur Auswertung.....	10
D5. Erläuterung zu Tabellen und Grafiken	11
D5.1. Angaben und Abkürzungen in Tabellen.....	11
D5.2. Graphische Darstellung der Ergebnisse	14
D6. Zusammenfassung	17
D6.1. Tabelle der zugewiesenen Werte	17
D6.2. Zusammenfassung der ausreißerbereinigten Ringversuchsergebnisse ..	19
E1. Description of the proficiency test	21
E1.1. Design and implementation	21
E1.2. Description of the proficiency test items	21
E1.3. Instructions for the participants.....	21
E1.4. Control testing for homogeneity evaluation.....	22
E1.5. Trend test for stability evaluation	22
E1.6. Determination of the assigned values.....	23
E2. Criteria of performance evaluation	24
E2.1. Performance criterion z-Score	24
E2.2. Performance criterion E _n -Score	24
E2.3. Performance evaluation z-Score and E _n -Score	25
E3. Representation and interpretation of measurement results.....	26
E4. Explanatory notes	26

E5. Annotations on tables and charts	27
E5.1. Information and abbreviations in tables	27
E5.2. Graphical presentation of results	29
E6. Summary	32
E6.1. Table of assigned values	32
E6.2. Summary of results, after removal of outliers.....	34
E7. Parameterorientierte Auswertung / Parameter oriented report.....	36
E8. Labororientierte Auswertung / Laboratory oriented report.....	227
E9. Methodenübersicht / Overview of methods	372

D1. Beschreibung des Ringversuchs

D1.1. Ausgestaltung und Durchführung

- Anzahl der Anmeldungen: 24
- Anzahl der übermittelten Datensätze: 24
- Probenversand: 22.02.2022
- Einsendeschluss der Daten: 29.03.2022

Die Ergebnisabgabe erfolgte auf elektronischem Weg mittels passwortgeschützter Online-Dateneingabe. Beim Abschluss der Dateneingabe bestätigten die Teilnehmenden die vollständige und korrekte Eingabe aller Daten und die Freigabe der Ergebnisse zur Auswertung.

Zur Anonymisierung der Ergebnisse wurde jedem Labor willkürlich ein Laborcode zugeteilt.

D1.2. Beschreibung der Prüfgegenstände

Die Probenahme von Grundwasser und Oberflächenwasser erfolgte am 18.02.2022. Das Probenmaterial umfasste:

- 1 Probe Grundwasser (H112 A)
- 1 Probe Oberflächenwasser (H112 B)

Alle Proben wurden bis zur weiteren Verarbeitung gekühlt gelagert (4 +/-3°C).

Das Abfüllen der Proben erfolgte nach Filtration (40 µm) unter ständigem Rühren (Rührkessel). Die o.a. Proben wurden zusätzlich mit einzelnen Substanzen im Rührkessel dotiert. Die Stabilisierung erfolgte durch Kühlung.

Die homogenen Prüfgegenstände wurden am 22.02.2022 verschickt.

Jedes teilnehmende Labor erhielt:

- 2 Proben zu je 600 ml, abgefüllt in 2 x 300 ml Aluminium-Flaschen oder
- 2 Proben zu je 2000 ml, abgefüllt in 2 x 1000 ml Aluminium-Flaschen oder
- 2 Proben zu je 4000 ml, abgefüllt in 4 x 1000 ml Aluminium-Flaschen

D1.3. Anweisungen für die Teilnehmenden

Aus Stabilitätsgründen wurde empfohlen bis spätestens 02.03.2022 mit den Analysen zu beginnen.

Den Teilnehmenden stand die Wahl der Analysenmethode bzw. der verwendeten Norm frei, welche mit ihrem Routineverfahren übereinstimmen sollte. Eine Übersicht der angewendeten Methoden findet sich unter E9.

D1.4. Kontrollanalytik zur Bewertung der Homogenität

Im Zuge der Abfüllung wurden zu willkürlichen Zeitpunkten mehrere Aliquote pro Probe zur Kontrollanalytik entnommen.

Es wurden für die A- bzw. B-Probe jeweils n=5 Kontrollproben sowie n=1 undotierte Realprobe dem Labor zur Analyse übergeben.

Alle Parameter wurden in der Prüfstelle am Umweltbundesamt (Prüfstelle für Umwelt-, GVO- & Treibstoffanalytik) zeitnah zum Probenversand analysiert.

Im Zuge der Auswertung wurde die relative Standardabweichung zwischen den Kontrollprobenabfüllungen bewertet und mit der Vergleichsstandardabweichung beim aktuellen Ringversuch verglichen.

Die Ergebnisse der Kontrollanalytik sind in der parameterorientierten Auswertung (E.7.) in Form von Mittelwerten \pm Messunsicherheit als Kontrollwert (control test value) \pm U gelistet (jeweils angegeben als erweiterte Messunsicherheit, k=2).

D1.5. Trendtest zur Bewertung der Stabilität

Die Bewertung der Stabilität der Prüfgegenstände (Realproben) erfolgte auf Basis der Datenstatistik aus den vergangenen Runden für Realproben im Zeitraum 2013 bis 2021.

Um die ausreichende Stabilität der Prüfgegenstände der aktuellen Eignungsprüfungsrunde bis zum Abgabetermin zu überprüfen, wurde die Darstellung der Ergebnisse der Teilnehmenden nach Analysendatum ausgewertet und auf systematische Trends geprüft (unauffällig). Durch Darstellung der Ergebnisse der Teilnehmenden nach Abfüllreihenfolge wurde auf das Vorliegen möglicher systematischer Trends der Ergebnisse geprüft (unauffällig).

Aufgrund der bisherigen Erfahrungen und aufgrund der Bewertungsgrundlagen der aktuellen Eignungsprüfungsrunde gilt die Stabilität der Prüfgegenstände im empfohlenen Zeitraum für die Analyse bis zum Abgabeschluss als gewährleistet.

D1.6. Ermittlung des zugewiesenen Wertes

Die Ergebnisse der Analysen mussten spätestens bis zum 29.03.2022 beim Veranstalter vorliegen. Später eingehende Werte wurden nicht berücksichtigt.

Im Zuge der Plausibilitätsprüfung der Daten (z.B. Check korrekte Einheiten, Messunsicherheitsangabe, ...) wurden die Teilnehmenden mit auffälligen Ergebnissen zum erneuten Datencheck der Eingabe und um Rückmeldung binnen 24 h aufgefordert.

Nach Abschluss der Plausibilitätsprüfung, wurde der Ausreißertest nach Hampel durchgeführt und die Ausreißer ermittelt. Die von diesem Test auffällig eingestuft Werte wurden in der Auswertung gekennzeichnet („H“). In begründeten Fällen, z.B. wenn der Ausreißertest nach Hampel nicht anwendbar ist (z.B. Ergebnisse liegen sehr eng beieinander oder überwiegend selber Zahlenwert bzw. bei wenig abgegebenen Daten mit sehr hoher Streuung), kann eine Ausreißereliminierung nach weiteren Kriterien erfolgen (z.B. Dean- und Dixon Test bzw. manuelle Ausreißerdefinition aufgrund Expertenbefund). Diese Vorgangsweise wird nach Anwendung unter Punkt D4 des Berichts dokumentiert.

Die weitere Auswertung erfolgte gemäß ISO 5725-2. Eine statistische Auswertung der Ringversuchsdaten erfolgte erst ab zumindest 6 gültigen, numerischen Ergebnissen pro Parameter. Ergebnisse kleiner Bestimmungs- oder Nachweisgrenze wurden bei den Berechnungen nicht berücksichtigt.

Der zugewiesene Wert wird im Normalfall jeweils als der ausreißerbereinigte Mittelwert über alle übermittelten Ergebnisse gebildet.

Bei sehr hohen Streuungen der Ergebnisse der Teilnehmenden von über 50 % oder bei mangelhafter Rückführbarkeit der statistischen Kenndaten aus den ausreißerbereinigten Ergebnissen der Teilnehmenden auf den Mittelwert des Kontrolllabores bzw. einer zu geringen Anzahl an ausreißerbereinigten Ergebnissen über die Gruppe der akkreditierten Labore, kann die Situation auftreten, dass kein zugewiesener Wert für den aktuellen Ringversuch festgelegt werden kann und daher keine Bewertung der Ergebnisse der Teilnehmenden für diesen Parameter möglich ist. Ein entsprechender Hinweis wird im Bericht unter E7 bei der informativen Auswertung angebracht. Im Rahmen der internen Qualitätssicherung der Teilnehmenden kann ein Vergleich mit den Ergebnissen des Kontrolllabors durchgeführt werden. Diese

Vorgehensweise wird bei Anwendung jeweils parameter- und probenbezogen unter Punkt D4 des Berichts dokumentiert.

D2. Kriterien der Leistungsbewertung

D2.1. Leistungskriterium z-Score

Als Basis zur Berechnung der Wiederfindungsraten sowie der z-Scores wurde der ausreißerbereinigte Mittelwert über alle übermittelten Ergebnisse herangezogen.

Die Ermittlung der z-Scores erfolgte gemäß nachfolgender Formel:

$$z - score = \frac{x_i - \bar{X}}{\text{Kriterium}}$$

Dabei ist:

x_i	Messergebnis des teilnehmenden Labors
\bar{X}	zugewiesener Wert Sollwert für die Leistungsbewertung der Teilnehmenden (angegeben auf 3 signifikante Stellen); im Regelfall: ausreißerbereinigter Mittelwert der Ergebnisse der Teilnehmenden. Eine davon abweichende Vorgehensweise wird unter Punkt D4 des Berichts beschrieben.
<i>Kriterium</i>	Vergleichsstandardabweichung berechnet aus den Statistiken für reale Wasserproben der vorangegangenen Runden im Zeitraum 2013 bis 2021 (RSDpooled) bzw. aus den ausreißerbereinigten Ergebnissen der Teilnehmenden (sR) des aktuellen Ringversuchs (falls noch weniger als 6 vorangegangene Runden für A und B-Proben vorlagen). In begründeten Fällen (z.B. Ergebnisse Realproben nahe an Mindestbestimmungsgrenze oder regulatorischer Vorgaben) erfolgt die Festlegung nach Expertenbefund und die Vorgangsweise wird unter Punkt D4 des Berichts beschrieben.

D2.2. Leistungskriterium E_n-Score

Für die realen Wasserproben erfolgen seit 2019 zusätzliche Bewertungen unter Einbeziehung der erweiterten Messunsicherheiten der Teilnehmenden und der erweiterten Messunsicherheit des zugewiesenen Wertes, gemäß E_n-Score. Diese Auswertungen werden für die Teilnehmenden im Bericht unter Punkt E8, jeweils im Anschluss an die z-Score Auswertung dargestellt.

Die Ermittlung der E_n-Scores erfolgte gemäß nachfolgender Formel:

$$E_n - score = \frac{x_i - \bar{X}}{\sqrt{U(x_i)^2 + U(\bar{X})^2}}$$

Dabei ist:

x_i	Messergebnis des teilnehmenden Labors
\bar{X}	zugewiesener Wert Sollwert für die Leistungsbewertung der Teilnehmenden (angegeben auf 3 signifikante Stellen); im Regelfall: ausreißerbereinigter Mittelwert der Ergebnisse der Teilnehmenden. Eine davon abweichende Vorgehensweise wird unter Punkt D4 des Berichts beschrieben.
$U(x_i)$	erweiterte Messunsicherheit des Messergebnisses (Ergebnisse der Teilnehmenden), k=2
$U(\bar{X})$	erweiterte Messunsicherheit des zugewiesenen Wertes, k=2

D2.3. Leistungsbewertung z-Score und E_n-Score

Interpretation der z-Scores:

- $|z\text{-Score}| \leq 2.0$ Ergebnis gut
- $2.0 < |z\text{-Score}| < 3.0$ Ergebnis fragwürdig
- $|z\text{-Score}| \geq 3.0$ Ergebnis nicht zufriedenstellend

Hinweis: Bei der Bewertung mittels z-Score wird die Messunsicherheit der Teilnehmenden nicht mitberücksichtigt. Der Vergleich der Abweichung zum zugewiesenen Wert erfolgt über das Kriterium.

Interpretation der E_n-Scores:

- $|E_n\text{-Score}| \leq 1.0$ zufriedenstellende Leistung
- $|E_n\text{-Score}| > 1.0$ nicht zufriedenstellende Leistung

Hinweis: Bei der Bewertung mittels E_n-Score erfolgt die Berücksichtigung der erweiterten Messunsicherheiten der Teilnehmenden und des zugewiesenen Wertes. $|E_n\text{-Score}| > 1.0$ können darauf hinweisen, dass die Unsicherheitsschätzungen überprüft oder ein Messproblem korrigiert werden muss.

D3. Darstellung und Interpretation der Messergebnisse

In der parameterorientierten Auswertung ist eine tabellarische Übersicht mit den Messergebnissen inklusive der Unsicherheit ($\pm U$), der Wiederfindung zum zugewiesenen Wert und dem berechneten z-Score dargestellt. Weiterhin werden unter Anmerkungen die Ausreißer gekennzeichnet. Die in der Tabelle angeführten Ergebnisse werden auch grafisch dargestellt.

In der labororientierten Auswertung werden pro Labor in anonymisierter Form die Ergebnisse der einzelnen Labore als Messergebnis $\pm U$ sowie die Wiederfindungen und die ermittelten z-Scores bezugnehmend auf das Kriterium dargestellt. Weiters werden die E_n -Scores unter Berücksichtigung der erweiterten Unsicherheiten in unabhängigen Tabellen ausgegeben. Die labororientierten Auswertungen enthalten jeweils die Bewertungsgrundlagen wie zugewiesener Wert samt erweiterter Messunsicherheit sowie das Kriterium.

Eine Erläuterung zu den Tabellen und Grafiken kann Punkt D.5. entnommen werden.

D4. Anmerkungen zur Auswertung

Wie unter Punkt D2 ersichtlich, können die z-Scores auch unter Einbeziehung der Vergleichsstandardabweichung der ausreißerbereinigten Ergebnisse der Teilnehmenden des aktuellen Ringversuchs berechnet werden. Das kann zur Folge haben, dass es bei Parametern mit hoher Ergebnisstreuung dazu kommen kann, dass der Bereich z-Score - 2 bis z-Score + 2 einen ungewöhnlich hohen Wiederfindungsbereich abdeckt. Umgekehrt führt eine sehr geringe Streuung der Ergebnisse der Teilnehmenden dazu, dass z-Score - 2 bis z-Score + 2 einen ungewöhnlich kleinen Wiederfindungsbereich abdeckt.

Die Wiederfindungsrate wird unabhängig von der Streuung der Ergebnisse, als prozentuelle Abweichung vom zugewiesenen Wert berechnet und sollte bei der Bewertung von Ergebnissen im Rahmen des internen Qualitätsmanagementsystems der teilnehmenden Labore berücksichtigt werden.

Als Ergebnis einer Langzeitauswertung über aktuell 9 Eignungsprüfungsrunden (2013–2021) in Realproben wurden Kriterien (RSDpool) zur Ergebnisbewertung berechnet. Diese wurden im Zuge der Auswertung den relativen Vergleichsstandardabweichungen (vR) des aktuellen Ringversuchs gegenübergestellt.

Parameter 2,6-Dichlorbenzamid, Chloridazon, Chloridazon-desphenyl, Chloridazon-methyl-desphenyl, Clopyralid bei Probe H112 A und Parameter Atrazin-desethyl-desisopropyl, Chloridazon, Chloridazon-methyl-desphenyl, Clopyralid, Prometryn, Propazin, Sebuthylazin bei Probe H112 B: Bei diesen Parametern erfolgt die Berechnung der Scores nach D2.

Parameter Atrazin-desethyl-desisopropyl bei Probe H112 A: Aufgrund der geringen Anzahl an übermittelten gültigen Ergebnissen der Teilnehmenden nach Ausreißerelimination ($n < 6$) konnte kein Sollwert berechnet werden. Für diesen Parameter empfehlen wir einen Vergleich mit den Ergebnissen des Kontrolllabors. Zusätzlich finden Sie zu Ihrer Information den Mittelwert über drei akkreditierte Labore +/- Messunsicherheit ($k=2$) im Bericht angeführt.

Parameter Alachlor, Atrazin, Atrazin-desethyl, Atrazin-desisopropyl, Bromacil, Cyanacin, Dimethenamid, Diuron, Metolachlor, N,N-Dimethylsulfamid, Nicosulfuron, Prometryn, Propazin, Sebuthylazin, Simazin, Terbuthylazin, Terbuthylazin-desethyl, Terbutryn bei Probe H112 A und Parameter 2,6-Dichlorbenzamid, Alachlor, Atrazin, Atrazin-desethyl, Atrazin-desisopropyl, Bromacil, Chloridazon-desphenyl, Cyanazin, Dimethenamid, Diuron, Metolachlor, N,N-Dimethylsulfamid, Nicosulfuron, Simazin, Terbuthylazin, Terbuthylazin-desethyl, Terbutryn bei Probe H112 B: Die auf Basis der Ergebnisse der Teilnehmenden berechneten Sollwerte lagen außerhalb der Messunsicherheit des Kontrollwertes und es ist über das Kontrolllabor keine Rückführbarkeit möglich. Der zugewiesene Wert wurde daher über die ausreißerbereinigten Mittelwerte aus der Gruppe der akkreditierten Teilnehmenden berechnet.

D5. Erläuterung zu Tabellen und Grafiken

D5.1. Angaben und Abkürzungen in Tabellen

Parameter	Allgemeine Bezeichnung des Analysenparameters
Probe	Bezeichnung der übermittelten Probe
Einheit	Vorgegebene Einheit für Messwert und Ergebnisunsicherheit (z.B. $\mu\text{g/l}$)
Zugewiesener Wert	Sollwert für die Leistungsbewertung der Teilnehmenden (angegeben auf 3 signifikante Stellen)
U ($k=2$)	erweiterte Unsicherheit ($k=2$) des zugewiesenen Wertes, (angegeben auf 3 signifikante Stellen)
Kriterium	Vorgabewert zur Ermittlung des z-Scores in der angegebenen Einheit (angegeben auf 3 signifikante Stellen)
Kriterium [%]	Vorgabewert zur Ermittlung des z-Scores in % des zugewiesenen Wertes (angegeben auf 2 signifikante Stellen)
Mittelwert	Ausreißerbereinigter Mittelwert über die Ergebnisse der Teilnehmenden (angegeben auf 3 signifikante Stellen)
VB (99%)	99 % Vertrauensbereich (angegeben auf 3 signifikante Stellen)

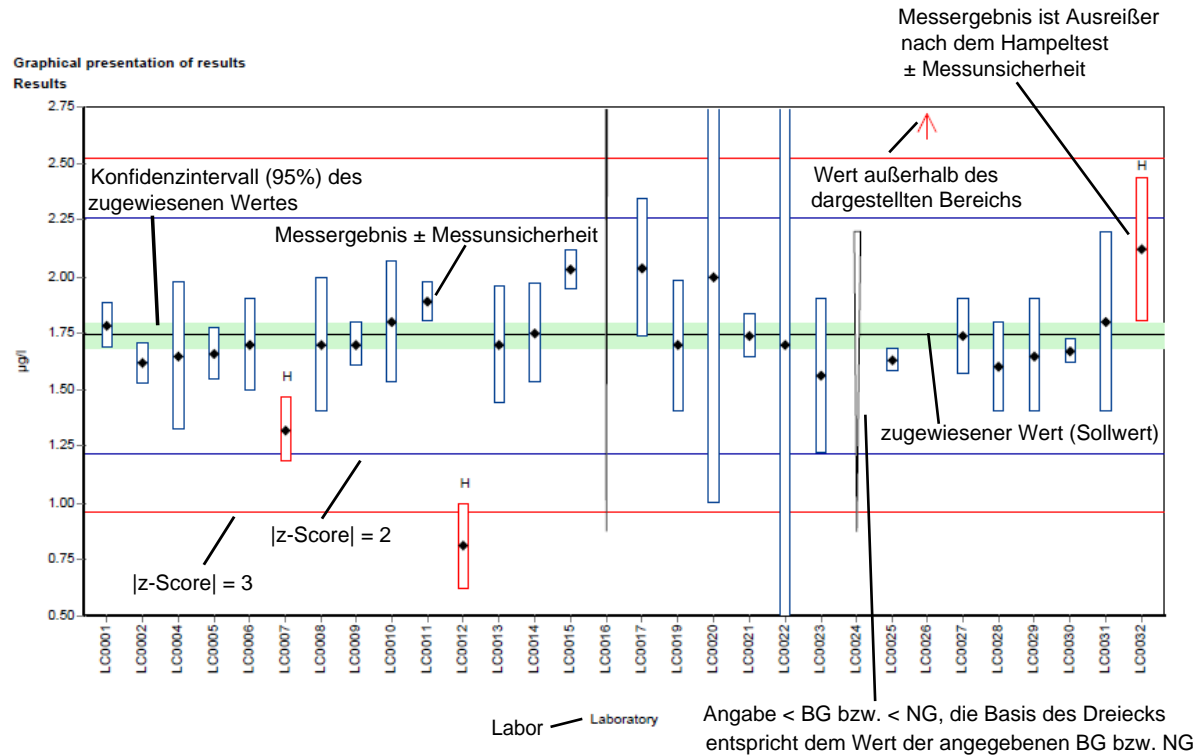
Minimum	Minimales abgegebenes Messergebnis, ausreißerbereinigt (angegeben auf 3 signifikante Stellen)
Maximum	Maximales abgegebenes Messergebnis, ausreißerbereinigt (angegeben auf 3 signifikante Stellen)
sR	Vergleichsstandardabweichung, berechnet aus den ausreißerbereinigten Ergebnissen der Teilnehmenden des aktuellen Ringversuchs (angegeben auf 3 signifikante Stellen)
vR	relative Vergleichsstandardabweichung in %, berechnet aus den ausreißerbereinigten Ergebnissen der Teilnehmenden des aktuellen Ringversuchs bezogen auf den Mittelwert (angegeben auf 2 signifikante Stellen)
Kontrollwert \pm U (k=2)	Mittelwert der Kontrollmessungen des Veranstalters \pm erweiterte Ergebnisunsicherheit des Kontrollwertes (jeweils angegeben auf 3 signifikante Stellen)
Laborcode	anonymisierte, eindeutige Kennung des teilnehmenden Labors im jeweiligen Ringversuch
Messwert	einzelne(r) Messwert(e) lt. Angabe der Teilnehmenden (maximal 5 Nachkommastellen dargestellt)
Messergebnis	Für die Bewertung herangezogenes Ergebnis lt. Angabe der Teilnehmenden (maximal 5 Nachkommastellen dargestellt). Bei Eignungsprüfungsrunden mit Vorgabe von unabhängigen Mehrfachbestimmungen, entspricht dies dem berechneten Mittelwert aus den einzelnen Messwerten der Teilnehmenden.
\pm U	kombinierte Messunsicherheit ohne Erweiterungsfaktor (k=1) lt. Angabe der Teilnehmenden (maximal 5 Nachkommastellen dargestellt)
BG	Bestimmungsgrenze
NG	Nachweisgrenze
WF	Wiederfindungsrate in %, bezogen auf den zugewiesenen Wert (angegeben auf 3 signifikante Stellen, dargestellt maximal 1 Nachkommastelle)
MW	Mittelwert
z-Score	Abweichung des Messergebnisses zum zugewiesenen Wert, ausgedrückt als Vielfaches des Kriteriums (angegeben auf 3 signifikante Stellen, dargestellt maximal 2 Nachkommastellen)
E _n -Score	Abweichung des Messergebnisses zum zugewiesenen Wert, ausgedrückt als Vielfaches der kombinierten Messunsicherheiten, bestehend aus erweiterter Unsicherheit des zugewiesenen Wertes und der

	erweiterten Unsicherheit der Messergebnisse der Teilnehmenden (angegeben auf 3 signifikante Stellen, dargestellt maximal 2 Nachkommastellen). Beim E _n -Score erfolgt die Berücksichtigung der Messunsicherheit der Teilnehmenden.
-	Keine Daten übermittelt bzw. keine Berechnung möglich
Anmerkungen	Anmerkungen zum jeweiligen Messergebnis (z.B. H, FN, FP)
H	Ausreißer nach dem Hampel-Test
FN	Falsch negativ – Messergebnis kleiner Bestimmungsbzw. Nachweisgrenze dessen Betrag die Bedingungen eines Ausreißers nach dem Hampeltest erfüllt.
FP	Falsch positiv – Falls aufgrund des geringen Analytgehalts kein zugewiesener Wert ermittelt werden kann (n < 6), wird der Median der Beträge der übermittelten Nachweis- bzw. Bestimmungsgrenzen ermittelt. Als falsch positiv wird ein Messergebnis bewertet, welches diesen Median um mehr als 100 % übersteigt.
Standardabweichung	Vergleichsstandardabweichung berechnet aus den Ergebnissen der Teilnehmenden des aktuellen Ringversuchs (angegeben auf 3 signifikante Stellen)
rel. Standardabweichung	relative Vergleichsstandardabweichung in %, berechnet aus den Ergebnissen der Teilnehmenden des aktuellen Ringversuchs bezogen auf den Mittelwert (angegeben auf 3 signifikante Stellen)
n	Anzahl der Messergebnisse
*	Kennzeichnung für Hinweise zur Erläuterung
**	Kennzeichnung für Parameter außerhalb der Akkreditierung gemäß EN ISO/IEC 17043

D5.2. Graphische Darstellung der Ergebnisse

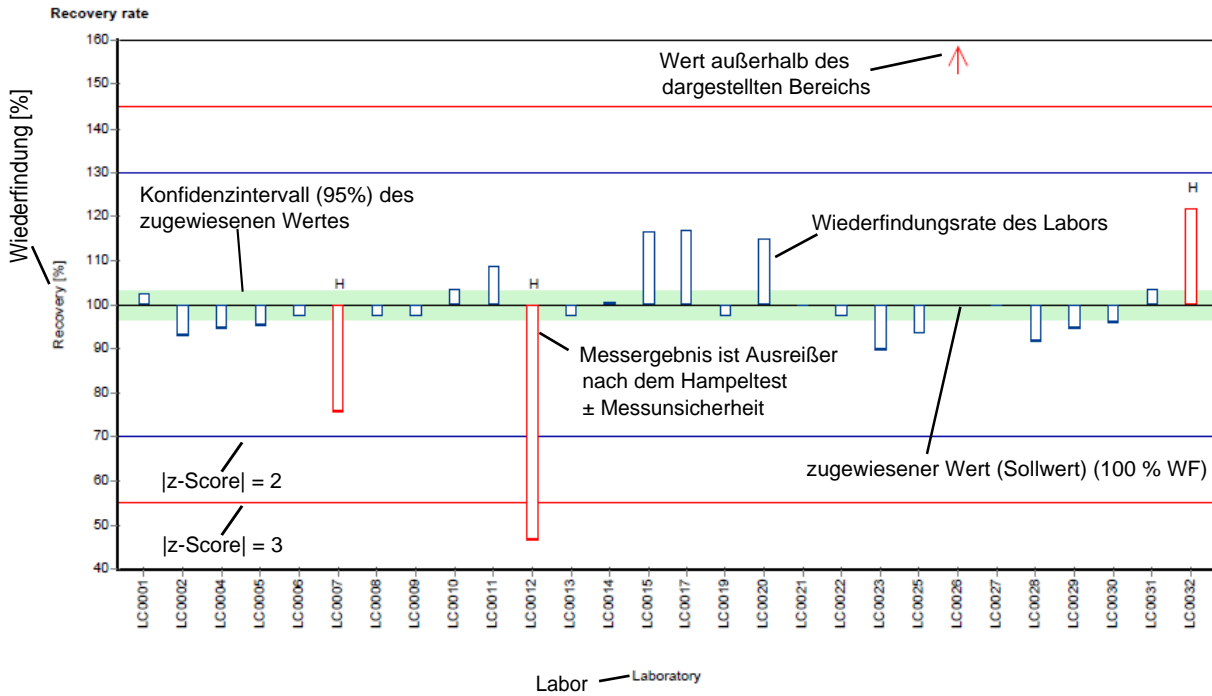
Nachfolgend wird die graphische Darstellung anhand von kommentierten Beispieldiagrammen erläutert.

Beispieldiagramm: Messwerte



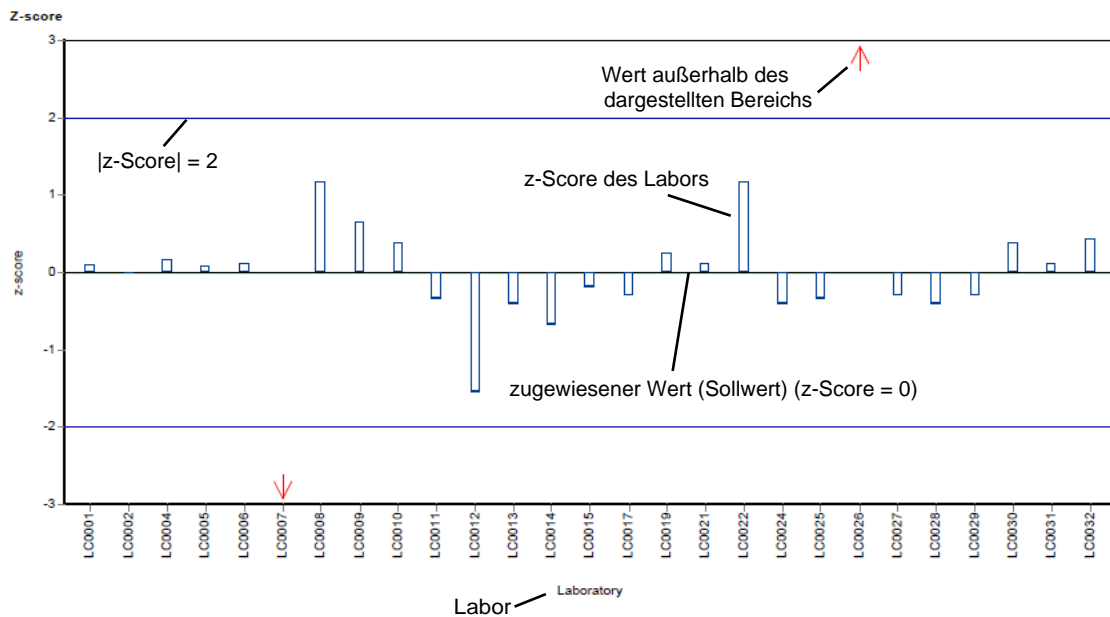
Unterschiedliche Analysenmethoden werden mit unterschiedlichen Farben kenntlich gemacht.

Beispieldiagramm: Wiederfindung zum zugewiesenen Wert



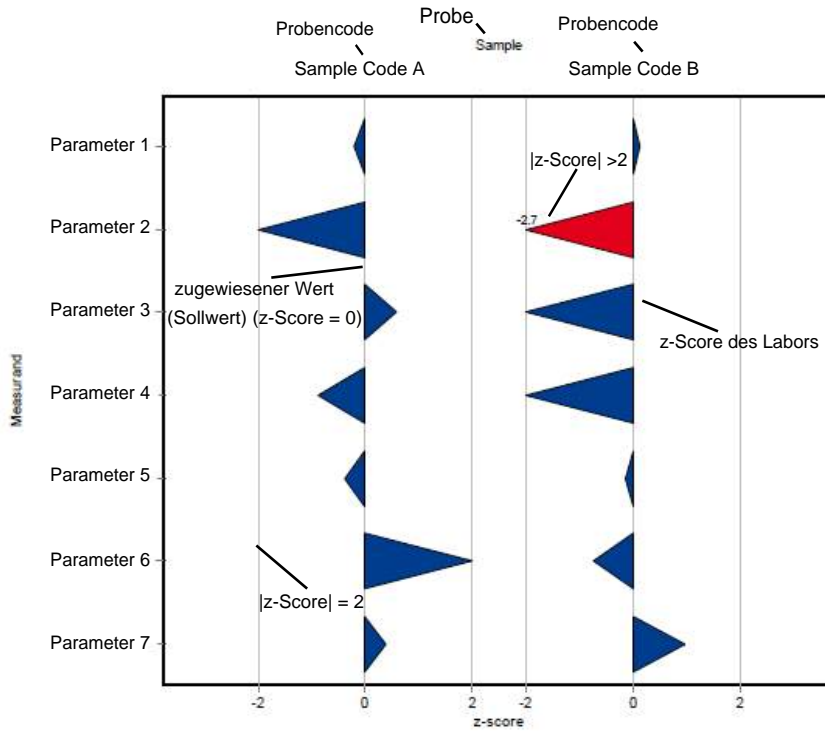
Unterschiedliche Analysenmethoden werden mit unterschiedlichen Farben kenntlich gemacht.

Beispieldiagramm: z-Score

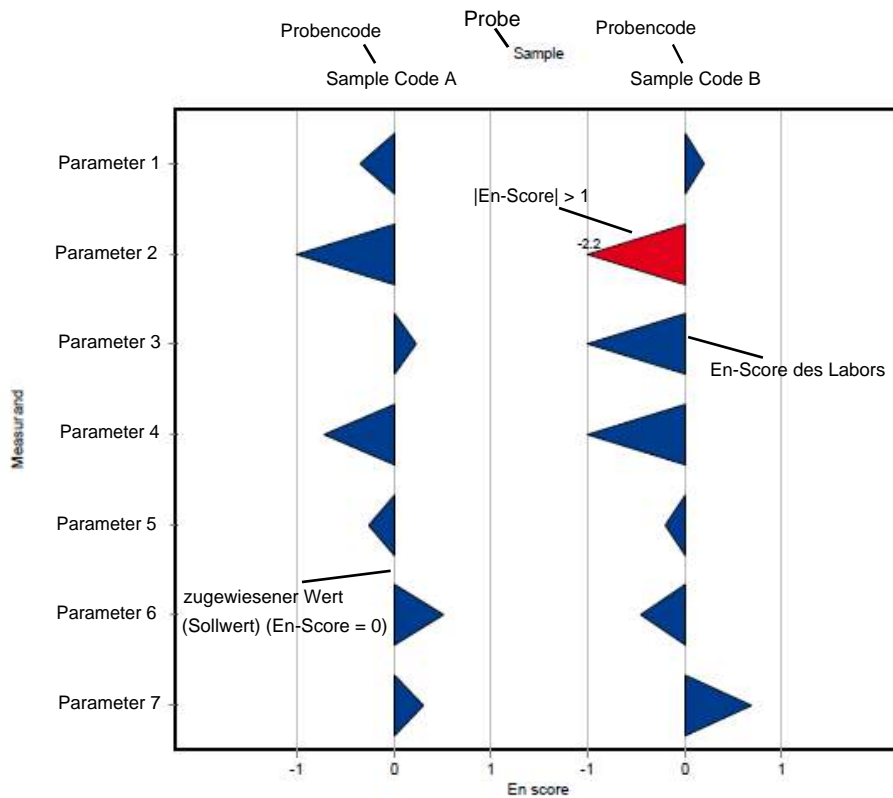


Unterschiedliche Analysenmethoden werden mit unterschiedlichen Farben kenntlich gemacht.

Beispieldiagramm: z-Score (labororientierte Auswertung)



Beispieldiagramm: En-Score (labororientierte Auswertung)



D6. Zusammenfassung

D6.1. Tabelle der zugewiesenen Werte

Parameter	Probe	Einheit	zugewiesener Wert	±	U (k=2)	Kriterium	Kriterium [%]
2,6-Dichlorbenzamid	H112 A	µg/l	0.556	±	0.022	0.0835	15
	H112 B	µg/l	0.688	±	0.032	0.103	15
Alachlor	H112 A	µg/l	0.791	±	0.0409	0.095	12
	H112 B	µg/l	0.758	±	0.0436	0.091	12
Atrazin	H112 A	µg/l	0.622	±	0.0167	0.0684	11
	H112 B	µg/l	0.454	±	0.0112	0.05	11
Atrazin-Desethyl	H112 A	µg/l	1	±	0.0338	0.12	12
	H112 B	µg/l	0.378	±	0.0112	0.0454	12
Atrazin-Desethyl-Desisopropyl*	H112 A	µg/l	-	±	-	-	-
	H112 B	µg/l	0.462	±	0.0744	0.143	31
Atrazin-Desisopropyl	H112 A	µg/l	0.39	±	0.0172	0.0546	14
	H112 B	µg/l	0.814	±	0.0348	0.114	14
Bromacil	H112 A	µg/l	0.182	±	0.00763	0.0255	14
	H112 B	µg/l	0.368	±	0.0277	0.0515	14
Chloridazon	H112 A	µg/l	0.599	±	0.0137	0.0778	13
	H112 B	µg/l	0.645	±	0.0188	0.0838	13
Chloridazon-Desphenyl	H112 A	µg/l	0.184	±	0.00905	0.0202	11
	H112 B	µg/l	0.373	±	0.0223	0.0411	11
Chloridazon-Methyl-Desphenyl	H112 A	µg/l	0.192	±	0.0131	0.0249	13
	H112 B	µg/l	0.231	±	0.0163	0.03	13
Clopyralid	H112 A	µg/l	0.328	±	0.0242	0.082	25
	H112 B	µg/l	0.532	±	0.0371	0.133	25
Cyanazin	H112 A	µg/l	0.355	±	0.0315	0.0497	14
	H112 B	µg/l	0.587	±	0.0503	0.0822	14
Dimethenamid	H112 A	µg/l	0.395	±	0.0235	0.0395	10
	H112 B	µg/l	0.324	±	0.0279	0.0324	10
Diuron	H112 A	µg/l	0.403	±	0.0233	0.0524	13
	H112 B	µg/l	0.85	±	0.0429	0.11	13
Metolachlor	H112 A	µg/l	0.538	±	0.0212	0.0807	15
	H112 B	µg/l	0.264	±	0.0101	0.0397	15
N,N-Dimethylsulfamid (DMS)	H112 A	µg/l	0.234	±	0.0187	0.0351	15
	H112 B	µg/l	0.463	±	0.035	0.0695	15
Nicosulfuron	H112 A	µg/l	0.55	±	0.0821	0.138	25
	H112 B	µg/l	0.286	±	0.0164	0.0715	25
Prometryn	H112 A	µg/l	0.786	±	0.0212	0.102	13
	H112 B	µg/l	0.623	±	0.0317	0.081	13
Propazin	H112 A	µg/l	0.151	±	0.00723	0.0196	13
	H112 B	µg/l	0.693	±	0.0295	0.0901	13
Sebuthylazin	H112 A	µg/l	0.666	±	0.0444	0.062	9.3
	H112 B	µg/l	0.303	±	0.0101	0.0282	9.3
Simazin	H112 A	µg/l	0.346	±	0.0182	0.038	11
	H112 B	µg/l	0.654	±	0.0324	0.0719	11
Terbutylazin	H112 A	µg/l	0.205	±	0.00756	0.0226	11
	H112 B	µg/l	0.422	±	0.013	0.0464	11
Terbutylazin-Desethyl	H112 A	µg/l	0.907	±	0.0454	0.0998	11
	H112 B	µg/l	0.375	±	0.0142	0.0413	11
Terbutryn	H112 A	µg/l	0.945	±	0.0336	0.0945	10

Parameter	Probe	Einheit	zugewiesener Wert	±	U (k=2)	Kriterium	Kriterium [%]
Terbutryn	H112 B	µg/l	0.925	±	0.0309	0.0925	10

*Atrazin-Desethyl-Desisopropyl Probe H112A: Da weniger als 6 Ergebnisse vorlagen, konnte kein zugewiesener Wert festgelegt werden.

Im Rahmen der internen QS wird der Vergleich mit den Werten des Kontrolllabores empfohlen:

Atrazin-Desethyl-Desisopropyl:

H112A: 0.266 µg/l +/- 0.040 U(k=2)

Mittelwert der akkr. Teilnehmer (n=3) ohne Ausreißer: 0.304 µg/l +/- 0.029 U(k=2)

D6.2. Zusammenfassung der ausreißerbereinigten Ringversuchsergebnisse

Parameter	Probe	Anzahl Labors für Berechnung	Anzahl Ausreißer Labors	Einheit	Mittelwert	± VB (99%)	Minimum	Maximum	sR	vR [%]
2,6-Dichlorbenzamid	H112 A	18	2	µg/l	0.556	± 0.033	0.462	0.615	0.0467	8.4
	H112 B	18	2	µg/l	0.69	± 0.0457	0.535	0.792	0.0647	9.4
Alachlor	H112 A	11	0	µg/l	0.791	± 0.0614	0.676	0.91	0.0679	8.6
	H112 B	11	0	µg/l	0.758	± 0.0654	0.65	0.875	0.0723	9.5
Atrazin	H112 A	22	1	µg/l	0.623	± 0.0242	0.559	0.702	0.0378	6.1
	H112 B	21	2	µg/l	0.455	± 0.0161	0.42	0.51	0.0245	5.4
Atrazin-Desethyl	H112 A	20	2	µg/l	0.996	± 0.0493	0.878	1.14	0.0735	7.4
	H112 B	20	2	µg/l	0.377	± 0.0153	0.336	0.427	0.0228	6
Atrazin-Desethyl-Desisopropyl	H112 A	5	1	µg/l	-	± -	0.281	0.352	-	-
	H112 B	6	0	µg/l	0.462	± 0.112	0.384	0.635	0.0911	20
Atrazin-Desisopropyl	H112 A	20	0	µg/l	0.389	± 0.0249	0.341	0.493	0.0371	9.6
	H112 B	20	0	µg/l	0.816	± 0.0499	0.665	0.947	0.0743	9.1
Bromacil	H112 A	14	4	µg/l	0.185	± 0.01	0.161	0.208	0.0125	6.8
	H112 B	17	1	µg/l	0.373	± 0.0358	0.259	0.472	0.0492	13
Chloridazon	H112 A	15	4	µg/l	0.599	± 0.0206	0.548	0.646	0.0266	4.4
	H112 B	15	4	µg/l	0.645	± 0.0282	0.565	0.708	0.0364	5.6
Chloridazon-Desphenyl	H112 A	14	1	µg/l	0.184	± 0.0136	0.161	0.223	0.0169	9.2
	H112 B	13	1	µg/l	0.372	± 0.0309	0.317	0.461	0.0371	10
Chloridazon-Methyl-Desphenyl	H112 A	15	1	µg/l	0.192	± 0.0196	0.146	0.245	0.0253	13
	H112 B	16	0	µg/l	0.231	± 0.0244	0.175	0.292	0.0326	14
Clopyralid	H112 A	8	0	µg/l	0.328	± 0.0364	0.269	0.365	0.0343	10
	H112 B	8	0	µg/l	0.532	± 0.0556	0.466	0.602	0.0524	9.8
Cyanazin	H112 A	15	0	µg/l	0.355	± 0.0473	0.237	0.476	0.0611	17
	H112 B	15	0	µg/l	0.587	± 0.0755	0.379	0.775	0.0975	17
Dimethenamid	H112 A	14	1	µg/l	0.394	± 0.0301	0.337	0.471	0.0375	9.5
	H112 B	15	0	µg/l	0.325	± 0.0363	0.213	0.396	0.0468	14

Parameter	Probe	Anzahl Labors für Berechnung	Anzahl Ausreißer Labors	Einheit	Mittelwert	± VB (99%)	Minimum	Maximum	sR	vR [%]
Diuron	H112 A	19	0	µg/l	0.405	± 0.0315	0.329	0.503	0.0458	11
	H112 B	19	0	µg/l	0.851	± 0.0579	0.694	1.01	0.0841	9.9
Metolachlor	H112 A	21	1	µg/l	0.539	± 0.0289	0.445	0.617	0.0442	8.2
	H112 B	20	2	µg/l	0.265	± 0.0138	0.213	0.302	0.0206	7.8
N,N-Dimethylsulfamid (DMS)	H112 A	10	2	µg/l	0.23	± 0.0235	0.204	0.288	0.0248	11
	H112 B	10	2	µg/l	0.45	± 0.0499	0.385	0.578	0.0526	12
Nicosulfuron	H112 A	11	1	µg/l	0.549	± 0.111	0.361	0.77	0.123	22
	H112 B	8	4	µg/l	0.286	± 0.0213	0.246	0.306	0.0201	7
Prometryn	H112 A	12	4	µg/l	0.786	± 0.0318	0.729	0.839	0.0367	4.7
	H112 B	13	3	µg/l	0.623	± 0.0476	0.55	0.778	0.0572	9.2
Propazin	H112 A	14	4	µg/l	0.151	± 0.0108	0.122	0.178	0.0135	9
	H112 B	17	1	µg/l	0.693	± 0.0442	0.545	0.793	0.0608	8.8
Sebuthylazin	H112 A	14	1	µg/l	0.666	± 0.0666	0.446	0.761	0.083	12
	H112 B	13	2	µg/l	0.303	± 0.0152	0.258	0.328	0.0183	6
Simazin	H112 A	20	2	µg/l	0.347	± 0.026	0.245	0.412	0.0388	11
	H112 B	21	1	µg/l	0.656	± 0.0467	0.459	0.775	0.0714	11
Terbuthylazin	H112 A	21	2	µg/l	0.206	± 0.0108	0.174	0.243	0.0165	8
	H112 B	19	4	µg/l	0.423	± 0.0185	0.373	0.496	0.0269	6.4
Terbuthylazin-Desethyl	H112 A	18	1	µg/l	0.905	± 0.0644	0.748	1.12	0.0911	10
	H112 B	16	3	µg/l	0.376	± 0.02	0.325	0.441	0.0267	7.1
Terbutryn	H112 A	16	0	µg/l	0.945	± 0.0505	0.839	1.08	0.0673	7.1
	H112 B	16	0	µg/l	0.925	± 0.0463	0.828	1.04	0.0618	6.7

E1. Description of the proficiency test

E1.1. Design and implementation

- Number of registrations: 24
- Number of submitted data records: 24
- Dispatch of samples: 22nd February 2022
- Closing date for submission of data: 29th March 2022

The results were submitted electronically by a password-protected online data entry. Upon completion of the data entry, the participant confirmed the complete and correct entry of all data and the authorization of the results for evaluation.

To anonymize results, each laboratory was given a laboratory code on a random basis.

E1.2. Description of the proficiency test items

The sampling of ground water and surface water was carried out on 18th February 2022. The following samples were made available

- 1 sample ground water (H112 A)
- 1 sample surface water (H112 B)

Both samples were stored at 4 +/- 3°C until further processing. The samples were filtered (40 µm) and partly spiked with specific substances in the stirring vessel.

The samples were filled into bottles under continuous stirring (stirring vessel) and stabilized by cooling.

The homogeneous proficiency test items were dispatched on 22nd February 2022.

Each participant received:

- 2 samples (each 600 ml), filled in 2 x 300 ml aluminium bottles or
- 2 samples (each 2000 ml), filled in 2 x 1000 ml aluminium bottles or
- 2 samples (each 4000 ml), filled in 4 x 1000 ml aluminium bottles.

E1.3. Instructions for the participants

For reasons of stability, it was recommended to start the analysis by the 2nd March 2022 at the latest.

The participants are expected to use the test method or measurement method of their choice, which should be consistent with their routine procedures. In E9. you will find the overview of applied methods in course of the proficiency testing.

E1.4. Control testing for homogeneity evaluation

During filling of the bottles, aliquots of each sample were collected randomly for control testing. From each of the samples A and B, n=5 control test samples and n=1 unspiked real water sample were transferred to the laboratory for control testing.

All parameters were analysed in the testing laboratory at Environment Agency Austria (Prüfstelle für Umwelt-, GVO- & Treibstoffanalytik) close to the time of sample dispatch.

During evaluation the relative standard deviation between the individual results of the control test samples was assessed for each parameter by comparison with the reproducibility standard deviation of the actual proficiency test.

In the parameter-oriented evaluation (E.7.), the results of the control testing are given in the form of arithmetic means of the detected concentrations \pm expanded measurement uncertainty as control test value \pm U (expanded uncertainty, k=2).

E1.5. Trend test for stability evaluation

The evaluation of stability of the proficiency test items was performed using the data statistics of the results of previous proficiency testing rounds for real water samples of the period from 2013 to 2021.

The assessment of the stability of the proficiency test items of the current round was carried out by evaluation of all participant results sorted by analysis date (until submission deadline): No systematic trends were identified.

Using all participants results, it was furthermore tested if systematic trends could be detected depending on the order in which the bottles were filled for the proficiency test: No systematic trends could be identified.

According to data obtained from previous rounds for real water samples from 2013 to 2021 and based on the trend test evaluation of the current round, the stability of the test items for proficiency testing of real water samples can be confirmed for the recommended analysis period until deadline for submission of data.

E1.6. Determination of the assigned values

The analytical results had to be made available to the organiser not later than 29th March 2022. Any values received at a later date were not considered.

In the course of the plausibility assessment of all received data (e.g. check for correct units, indication of measurement uncertainty, ...) the participants with noticeable results were asked to perform a subsequent data check and to give a prompt feedback within 24 h.

After plausibility assessment an outlier test according to Hampel was performed to identify outliers. Values identified as conspicuous are marked specifically in the parameter-oriented evaluation ('H').

In justified cases, for instance, when the outlier test according to Hampel is not applicable (e.g. many similar or identical results of the participants or in case of a very limited number of highly scattering results) a different outlier identification method can be applied (e.g. Dean and Dixon outlier test or manual outlier elimination by expert judgement). In such a case, this procedure is documented in section E4 of the report.

Further data evaluation was performed in accordance with ISO 5725-2. A statistical evaluation of proficiency testing data was only carried out if at least 6 valid results per parameter were available. Results < LOQ or < LOD are not included in the calculation for the assigned value.

The assigned values are normally calculated as the mean over all submitted results, after removal of outliers.

For real water samples in some exceptional cases it might occur, that no assigned value based on participants' results can be calculated and no evaluation of the participants results can be made. E.g due to large variations in the participant results ($vR > 50\%$) and/or insufficient traceability of the calculated mean of all participants after outlier-clearing to the mean of control testing or if the number of results (without outliers) of the group of accredited testing laboratories is too low.

In this case, a clear statement in section E7 of the report is made and all provided statistical data are for information only. In section E4 further information is given, when applicable, for each parameter and proficiency test item. In course of the internal quality measures, the participants can compare their results with the control test values.

E2. Criteria of performance evaluation

E2.1. Performance criterion z-Score

The adjusted average value (after removal of outliers) for all submitted results was used as a basis for the calculation of recovery rates and z-scores.

z-Scores were calculated on the basis of the following formula:

$$z - score = \frac{x_i - \bar{X}}{Criteria}$$

In this context,

x_i	is the measurement value (result) of the participating laboratory;
\bar{X}	assigned value the target value for the assessment of the performance of the participants (3 significant digits), normally the average value of the participants' results after removal of outliers; if this approach is not applicable, the target value is assigned according to the procedure given in section E4
Criteria	is the reproducibility standard deviation calculated from previous rounds for proficiency testing for real water samples from 2013 to 2021 (as RSD pooled) or from the participants' results after removal of outliers (sR) in the current round (if less than 6 previous rounds for the parameters of real water samples A and B are available). Where justified (e.g. results for real water samples are close to minimum quantification limit or in case of regulatory requirements) the criteria is defined by expert judgement and the procedure is clearly described in section E4 of the report.

E2.2. Performance criterion E_n-Score

Since 2019 additional assessment of the participants' results using E_n-Scores for proficiency testing of real water samples is performed. This additional assessment takes into account the expanded measurement uncertainties of the participants results and the expanded uncertainty of the assigned value and is provided in the laboratory oriented part of the report (see E8 after the z-scores evaluation).

E_n-Scores were calculated on the basis of the following formula:

$$E_n - score = \frac{x_i - \bar{X}}{\sqrt{U(x_i)^2 + U(\bar{X})^2}}$$

In this context,

x_i	is the measurement value (result) of the participating laboratory
\bar{X}	assigned value the target value for the assessment of the performance of the participants (3 significant digits), normally the average value of the participants' results after removal of outliers; if this approach is not applicable, the target value is assigned according to the procedure given in section E4
$U(x_i)$	expanded measurement uncertainty for the result of the participating laboratory, $k=2$
$U(\bar{X})$	expanded measurement uncertainty for the assigned value, $k=2$

E2.3. Performance evaluation z-Score and E_n-Score

Interpretation of z-Scores:

- $|z\text{-Score}| \leq 2.0$ good result
- $2.0 < |z\text{-Score}| < 3.0$ questionable result
- $|z\text{-Score}| \geq 3.0$ unsatisfactory result

Note: In case of assessment of the participants' performance by z-scores the measurement uncertainty of the participants' results is not taken into account. The difference between result of participants and the assigned value is evaluated by the criteria.

Interpretation of E_n-Scores:

- $|E_n\text{-Score}| \leq 1.0$ satisfactory performance
- $|E_n\text{-Score}| > 1.0$ unsatisfactory performance

Note: In case of assessment of the participants' performance by E_n-Scores the expanded measurement uncertainties for the results and for the assigned values are taken into account. $|E_n\text{-Score}| > 1.0$ might indicate to check the measurement uncertainty estimation or might point out to correct a measurement problem.

E3. Representation and interpretation of measurement results

The parameter-oriented report provides the measurement values (results) including uncertainty ($\pm U$), recovery rate, calculated z-Score and the outliers in tabular form. The results listed in the table are also represented graphically.

The laboratory oriented report shows the results of the individual laboratories (anonymous), including the measurement uncertainty ($\pm U$), recovery rates, z-Scores and additionally evaluation of E_n -Scores on separate pages.

The tables also contain the basis for the data assessment as the assigned values and expanded measurement uncertainties and the criteria.

An annotation of the tables and graphics is given in section E.5.

E4. Explanatory notes

As explained in section E2, the z-Score can also be calculated using the reproducibility standard deviation, calculated from the participants' results (after removal of outliers) in the relevant test round. It might occur that the z-Score between -2 and 2 covers a large range of measurement values when the variance of the results is high. On the other hand, the range of good results can be very narrow, when the variation of the participants' results is small.

The recovery rate is calculated for the individual result based on the assigned value and is thus independent of the reproducibility standard deviation. In the case of a high variance of the results, participants should also consider recovery rates as additional criteria to decide on the necessity of internal quality assurance measures.

As a result of a long-term evaluation of 9 proficiency testing rounds (2013–2021) in real samples, evaluation criteria (RSDpool) were calculated. These criteria were compared with the relative reproducibility standard deviation (vR) of the current proficiency testing.

Parameter 2,6-Dichlorbenzamide, Chloridazon, Chloridazon-desphenyl, Chloridazon-methyl-desphenyl, Clopyralid sample H112 A and parameter Atrazine-desethyl-desisopropyl, Chloridazon, Chloridazon-methyl-desphenyl, Clopyralid, Prometryn, Propazine, Sebuthylazine sample H112 B: Scores for all listed parameters were calculated according to E2.

Parameter Atrazine-desethyl-desisopropyl sample H112 A: Assigned values were not calculated because of the small number of submitted results after outlier elimination ($n < 6$). For this parameter we recommend to compare your results with the control test values. In addition, you will find the mean value over three accredited laboratories +/- measurement uncertainty ($k=2$) listed in the report for your information.

Parameter Alachlor, Atrazine, Atrazine-desethyl, Atrazine-desisopropyl, Bromacil, Cyanacine, Dimethenamide, Diuron, Metolachlor, N,N-Dimethylsulfamide, Nicosulfurone, Prometryn, Propazine, Sebuthylazine, Simazine, Terbutylazine, Terbutylazine-desethyl, Terbutryn sample H112 A and parameter 2,6-Dichlorbenzamide, Alachlor, Atrazine, Atrazine-desethyl, Atrazine-desisopropyl, Bromacil, Chloridazon-desphenyl, Cyanazine, Dimethenamide, Diuron, Metolachlor, N,N-Dimethylsulfamide, Nicosulfurone, Simazine, Terbutylazine, Terbutylazine-desethyl, Terbutryn sample H112 B: The assigned values calculated based on the participant results were outside of the measurement uncertainty of the control test value and thus traceability could not be proven by this procedure. Therefore, new assigned values were defined by the group of accredited participating laboratories after outlier-assessment.

E5. Annotations on tables and charts

E5.1. Information and abbreviations in tables

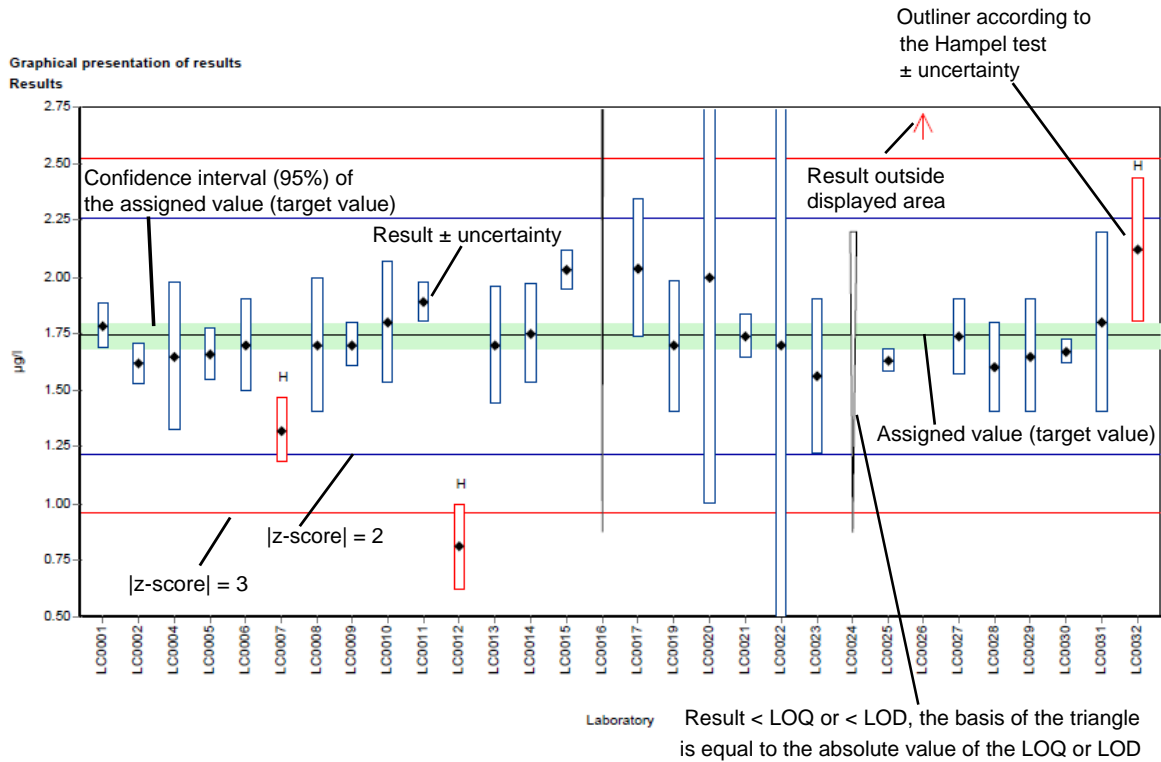
Parameter	Analyte identifier
Sample	Sample identifier
Unit	Given unit for result and uncertainty (e.g. µg/l)
Assigned value	Target value for proficiency assessment of the participants (3 significant digits)
U (k=2)	Expanded uncertainty (k=2) of the assigned value (3 significant digits)
Criteria	Specified value for the determination of the z-score in the given unit (3 significant digits)
Criteria [%]	Specified value for the determination of the z-score in % of the assigned value (2 significant digits)
Mean	Mean of the participants results, without outliers (3 significant digits)
CI (99 %)	99 % confidence interval (3 significant digits)
Minimum	Minimum of all submitted results, after removal of outliers (3 significant digits)
Maximum	Maximum of all submitted results, after removal of outliers (3 significant digits)
SD	Reproducibility standard deviation, calculated from the participants results, after removal of outliers (3 significant digits)
RSD %	Reproducibility standard deviation, calculated from the participants results relative to the target value, given in %, after removal of outliers (2 significant digits)
Control test value ±	Mean of control test value ± expanded measurement

U (k=2)	uncertainty (3 significant digits)
Labcode	Laboratory identifier (anonymized)
Result	Result as indicated by participant (max. 5 decimal places)
± U	combined measurement uncertainty without expansion factor (k=1), as indicated by participant (max. 5 decimal places)
LOQ	Limit of quantification
LOD	Limit of detection
Recovery	Recovery rate in % based on assigned value (target value) (3 significant digits, max. one decimal place given)
z-Score	Deviation of result based on the assigned value (target value) given as a multiple of the criteria (3 significant digits, max. 2 decimal places given)
E _n -Score	Deviation of result based on the assigned value (target value) given as a multiple of the combined expanded measurement uncertainty of the participant's results and expanded measurement uncertainty for the assigned value (3 significant digits, max. 2 decimal places given). Note: E _n -Score assessment takes into account the measurement uncertainty of the participants.
-	No data available or no calculation possible
Comments	Comment on the respective result (e.g. H, FN, FP)
H	Outlier according to Hampel-Test
FN	False negative – for a result < LOQ or result < LOD: The absolute value of the LOQ or LOD fulfils the condition of an outlier according to the Hampel test.
FP	False positive – for parameters where no target value is available because of a too low analyte content (n < 6): Result that exceeds the median of the absolute values of the transmitted LOQs or LODs by more than 100 %.
Standard deviation	Reproducibility standard deviation, calculated from the participants results (3 significant digits)
Rel. standard deviation	Reproducibility standard deviation, calculated from the participants results relative to the target value, given in %, (3 significant digits)
n	Number of results
*	mark for additional comments
**	mark for parameters outside the scope of accreditation according to EN ISO/IEC 17043

E5.2. Graphical presentation of results

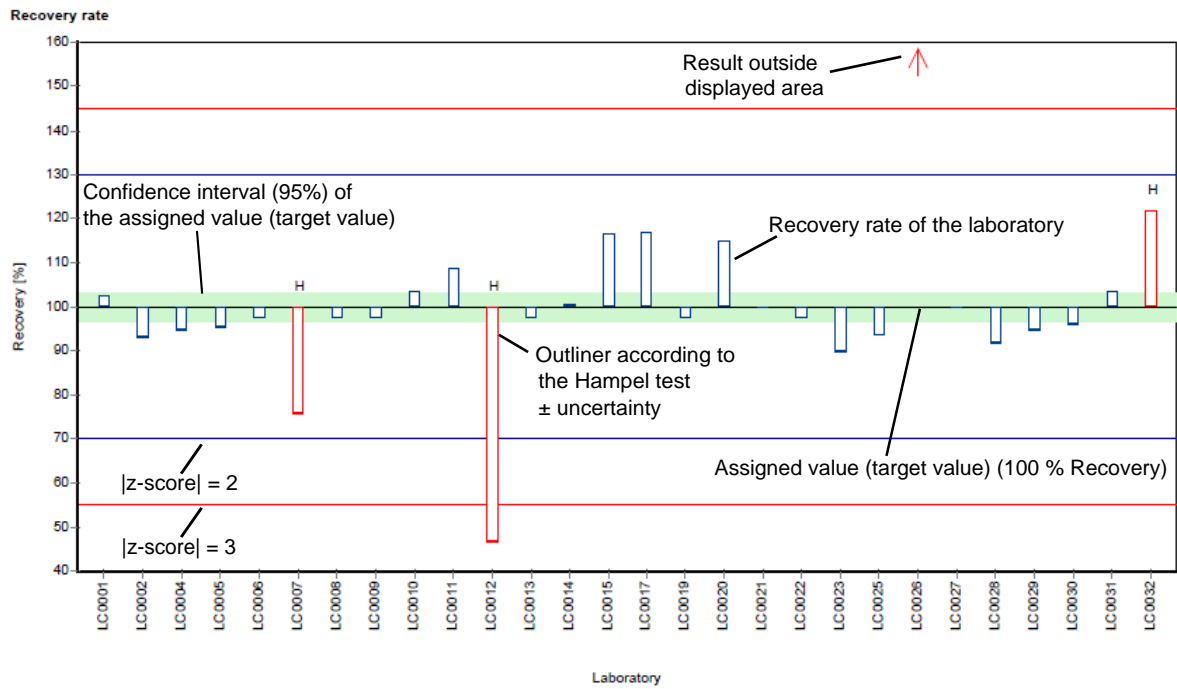
The graphic representation in the report is explained below by means of commented example diagrams:

Example chart: Results



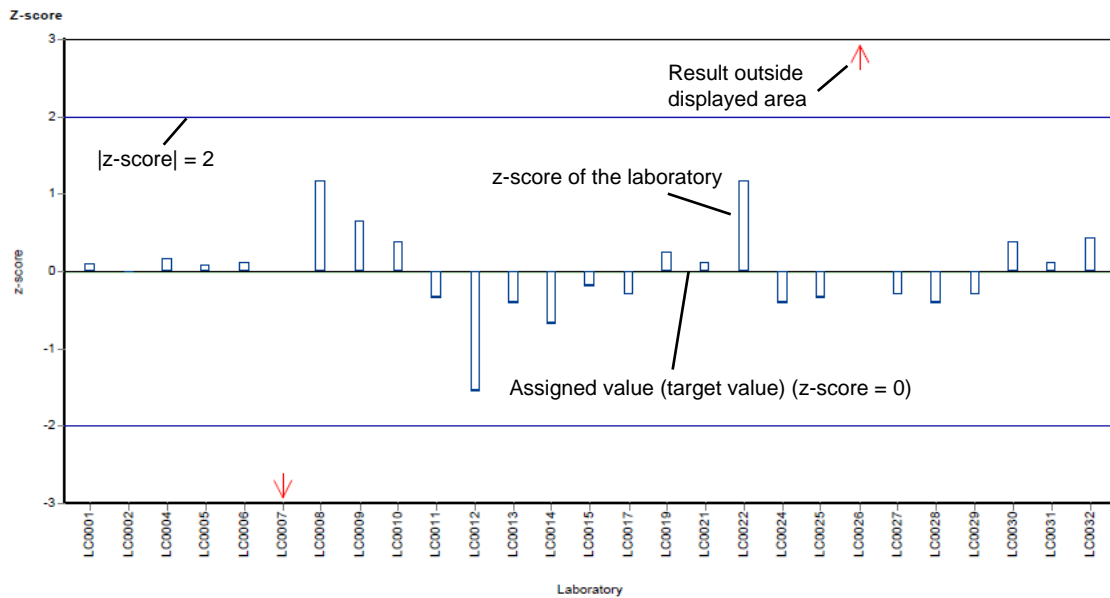
Different analysis methods are represented with different colors.

Example chart: Recovery



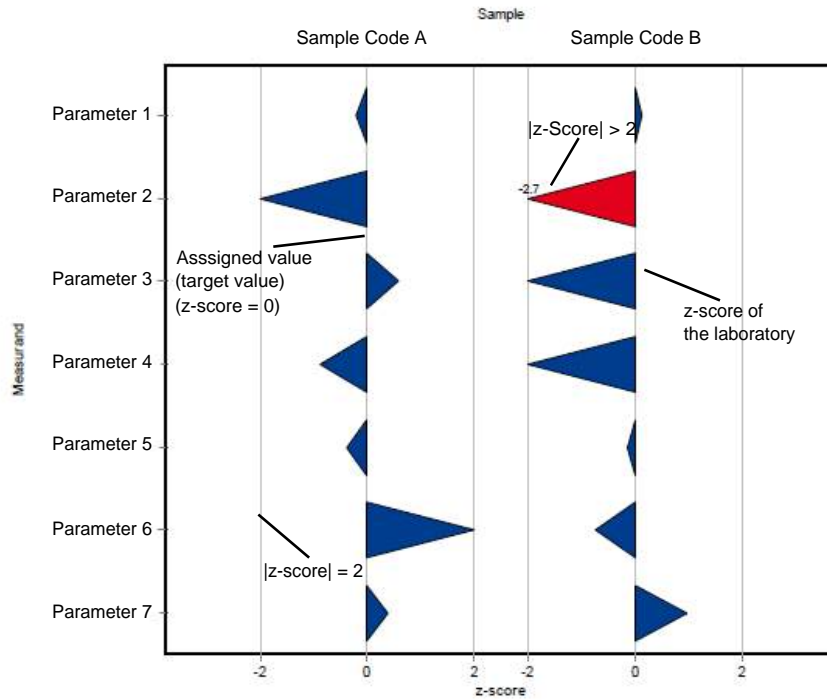
Different analysis methods are represented with different colors.

Example chart: z-score

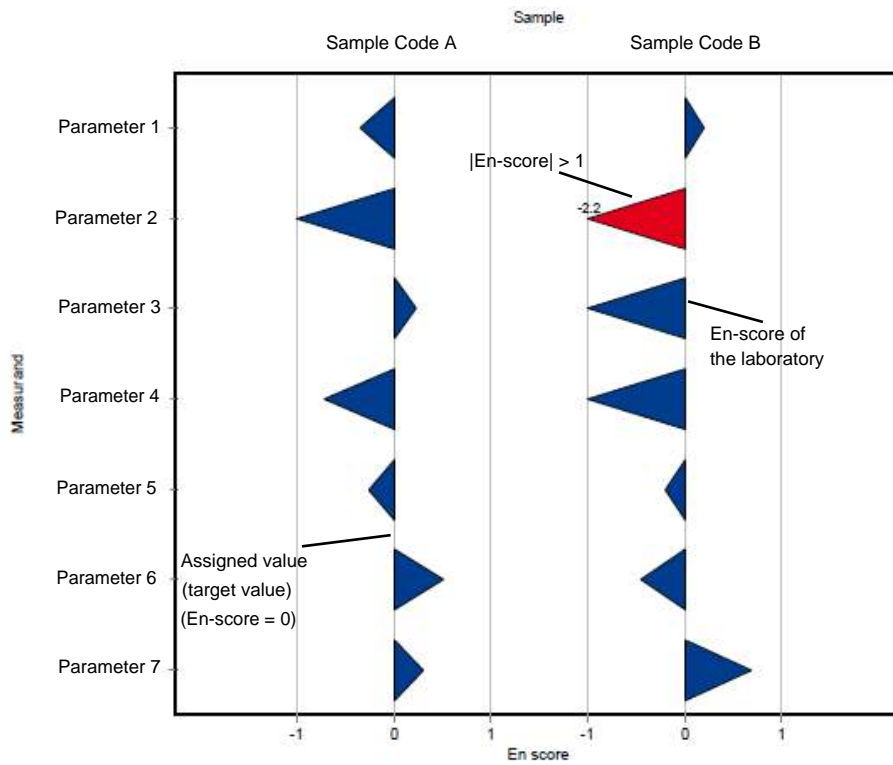


Different analysis methods are represented with different colors.

Example chart: z-score (laboratory oriented report)



Example chart: En-score (laboratory oriented report)



E6. Summary

E6.1. Table of assigned values

Parameter	Sample	Unit	Assigned value	±	U (k=2)	Criterion	Criterion [%]
2,6-Dichlorobenzamide	H112 A	µg/l	0.556	± 0.022	0.0835	15	
	H112 B	µg/l	0.688	± 0.032	0.103	15	
Alachlor	H112 A	µg/l	0.791	± 0.0409	0.095	12	
	H112 B	µg/l	0.758	± 0.0436	0.091	12	
Atrazine	H112 A	µg/l	0.622	± 0.0167	0.0684	11	
	H112 B	µg/l	0.454	± 0.0112	0.05	11	
Atrazine-desethyl	H112 A	µg/l	1	± 0.0338	0.12	12	
	H112 B	µg/l	0.378	± 0.0112	0.0454	12	
Atrazine-desethyl-desisopropyl*	H112 A	µg/l	-	± -	-	-	
	H112 B	µg/l	0.462	± 0.0744	0.143	31	
Atrazine-desisopropyl	H112 A	µg/l	0.39	± 0.0172	0.0546	14	
	H112 B	µg/l	0.814	± 0.0348	0.114	14	
Bromacil	H112 A	µg/l	0.182	± 0.00763	0.0255	14	
	H112 B	µg/l	0.368	± 0.0277	0.0515	14	
Chloridazon	H112 A	µg/l	0.599	± 0.0137	0.0778	13	
	H112 B	µg/l	0.645	± 0.0188	0.0838	13	
Chloridazon-desphenyl	H112 A	µg/l	0.184	± 0.00905	0.0202	11	
	H112 B	µg/l	0.373	± 0.0223	0.0411	11	
Chloridazon-methyl-desphenyl	H112 A	µg/l	0.192	± 0.0131	0.0249	13	
	H112 B	µg/l	0.231	± 0.0163	0.03	13	
Clopyralid	H112 A	µg/l	0.328	± 0.0242	0.082	25	
	H112 B	µg/l	0.532	± 0.0371	0.133	25	
Cyanazine	H112 A	µg/l	0.355	± 0.0315	0.0497	14	
	H112 B	µg/l	0.587	± 0.0503	0.0822	14	
Dimethenamide	H112 A	µg/l	0.395	± 0.0235	0.0395	10	
	H112 B	µg/l	0.324	± 0.0279	0.0324	10	
Diuron	H112 A	µg/l	0.403	± 0.0233	0.0524	13	
	H112 B	µg/l	0.85	± 0.0429	0.11	13	
Metolachlor	H112 A	µg/l	0.538	± 0.0212	0.0807	15	
	H112 B	µg/l	0.264	± 0.0101	0.0397	15	
N,N-Dimethylsulfamide (DMS)	H112 A	µg/l	0.234	± 0.0187	0.0351	15	
	H112 B	µg/l	0.463	± 0.035	0.0695	15	
Nicosulfurone	H112 A	µg/l	0.55	± 0.0821	0.138	25	
	H112 B	µg/l	0.286	± 0.0164	0.0715	25	
Prometryn	H112 A	µg/l	0.786	± 0.0212	0.102	13	
	H112 B	µg/l	0.623	± 0.0317	0.081	13	
Propazine	H112 A	µg/l	0.151	± 0.00723	0.0196	13	
	H112 B	µg/l	0.693	± 0.0295	0.0901	13	
Sebuthylazine	H112 A	µg/l	0.666	± 0.0444	0.062	9.3	
	H112 B	µg/l	0.303	± 0.0101	0.0282	9.3	
Simazine	H112 A	µg/l	0.346	± 0.0182	0.038	11	
	H112 B	µg/l	0.654	± 0.0324	0.0719	11	
Terbutylazine	H112 A	µg/l	0.205	± 0.00756	0.0226	11	
	H112 B	µg/l	0.422	± 0.013	0.0464	11	
Terbutylazine-desethyl	H112 A	µg/l	0.907	± 0.0454	0.0998	11	
	H112 B	µg/l	0.375	± 0.0142	0.0413	11	
Terbutryn	H112 A	µg/l	0.945	± 0.0336	0.0945	10	

Parameter	Sample	Unit	Assigned value ±	U (k=2)	Criterion	Criterion [%]
Terbutryn	H112 B	µg/l	0.925 ±	0.0309	0.0925	10

*Atrazine-desethyl-desisopropyl sample H112A: Since less than 6 results were available, no assigned value could be determined.

In the context of internal QA, comparison with the values of the control laboratory is recommended:

Atrazine-desethyl-desisopropyl:

H112A: 0.266 µg/l +/- 0.040 U(k=2)

Mean value of the accr. participants (n=3) without outliers: 0.304 µg/l +/- 0.029 U(k=2)

E6.2. Summary of results, after removal of outliers

Parameter	Sample	Number of results for calculation	Number of outliers	Unit	Mean	± CI (99%)	Minimum	Maximum	sR	vR [%]
2,6-Dichlorobenzamide	H112 A	18	2	µg/l	0.556	± 0.033	0.462	0.615	0.0467	8.4
	H112 B	18	2	µg/l	0.69	± 0.0457	0.535	0.792	0.0647	9.4
Alachlor	H112 A	11	0	µg/l	0.791	± 0.0614	0.676	0.91	0.0679	8.6
	H112 B	11	0	µg/l	0.758	± 0.0654	0.65	0.875	0.0723	9.5
Atrazine	H112 A	22	1	µg/l	0.623	± 0.0242	0.559	0.702	0.0378	6.1
	H112 B	21	2	µg/l	0.455	± 0.0161	0.42	0.51	0.0245	5.4
Atrazine-desethyl	H112 A	20	2	µg/l	0.996	± 0.0493	0.878	1.14	0.0735	7.4
	H112 B	20	2	µg/l	0.377	± 0.0153	0.336	0.427	0.0228	6
Atrazine-desethyl-desisopropyl	H112 A	5	1	µg/l	-	± -	0.281	0.352	-	-
	H112 B	6	0	µg/l	0.462	± 0.112	0.384	0.635	0.0911	20
Atrazine-desisopropyl	H112 A	20	0	µg/l	0.389	± 0.0249	0.341	0.493	0.0371	9.6
	H112 B	20	0	µg/l	0.816	± 0.0499	0.665	0.947	0.0743	9.1
Bromacil	H112 A	14	4	µg/l	0.185	± 0.01	0.161	0.208	0.0125	6.8
	H112 B	17	1	µg/l	0.373	± 0.0358	0.259	0.472	0.0492	13
Chloridazon	H112 A	15	4	µg/l	0.599	± 0.0206	0.548	0.646	0.0266	4.4
	H112 B	15	4	µg/l	0.645	± 0.0282	0.565	0.708	0.0364	5.6
Chloridazon-desphenyl	H112 A	14	1	µg/l	0.184	± 0.0136	0.161	0.223	0.0169	9.2
	H112 B	13	1	µg/l	0.372	± 0.0309	0.317	0.461	0.0371	10
Chloridazon-methyl-desphenyl	H112 A	15	1	µg/l	0.192	± 0.0196	0.146	0.245	0.0253	13
	H112 B	16	0	µg/l	0.231	± 0.0244	0.175	0.292	0.0326	14
Clopyralid	H112 A	8	0	µg/l	0.328	± 0.0364	0.269	0.365	0.0343	10
	H112 B	8	0	µg/l	0.532	± 0.0556	0.466	0.602	0.0524	9.8
Cyanazine	H112 A	15	0	µg/l	0.355	± 0.0473	0.237	0.476	0.0611	17
	H112 B	15	0	µg/l	0.587	± 0.0755	0.379	0.775	0.0975	17
Dimethenamide	H112 A	14	1	µg/l	0.394	± 0.0301	0.337	0.471	0.0375	9.5
	H112 B	15	0	µg/l	0.325	± 0.0363	0.213	0.396	0.0468	14
Diuron	H112 A	19	0	µg/l	0.405	± 0.0315	0.329	0.503	0.0458	11

Parameter	Sample	Number of results for calculation	Number of outliers	Unit	Mean	± CI (99%)	Minimum	Maximum	sR	vR [%]
Diuron	H112 B	19	0	µg/l	0.851	± 0.0579	0.694	1.01	0.0841	9.9
Metolachlor	H112 A	21	1	µg/l	0.539	± 0.0289	0.445	0.617	0.0442	8.2
	H112 B	20	2	µg/l	0.265	± 0.0138	0.213	0.302	0.0206	7.8
N,N-Dimethylsulfamide (DMS)	H112 A	10	2	µg/l	0.23	± 0.0235	0.204	0.288	0.0248	11
	H112 B	10	2	µg/l	0.45	± 0.0499	0.385	0.578	0.0526	12
Nicosulfurone	H112 A	11	1	µg/l	0.549	± 0.111	0.361	0.77	0.123	22
	H112 B	8	4	µg/l	0.286	± 0.0213	0.246	0.306	0.0201	7
Prometryn	H112 A	12	4	µg/l	0.786	± 0.0318	0.729	0.839	0.0367	4.7
	H112 B	13	3	µg/l	0.623	± 0.0476	0.55	0.778	0.0572	9.2
Propazine	H112 A	14	4	µg/l	0.151	± 0.0108	0.122	0.178	0.0135	9
	H112 B	17	1	µg/l	0.693	± 0.0442	0.545	0.793	0.0608	8.8
Sebuthylazine	H112 A	14	1	µg/l	0.666	± 0.0666	0.446	0.761	0.083	12
	H112 B	13	2	µg/l	0.303	± 0.0152	0.258	0.328	0.0183	6
Simazine	H112 A	20	2	µg/l	0.347	± 0.026	0.245	0.412	0.0388	11
	H112 B	21	1	µg/l	0.656	± 0.0467	0.459	0.775	0.0714	11
Terbuthylazine	H112 A	21	2	µg/l	0.206	± 0.0108	0.174	0.243	0.0165	8
	H112 B	19	4	µg/l	0.423	± 0.0185	0.373	0.496	0.0269	6.4
Terbuthylazine-desethyl	H112 A	18	1	µg/l	0.905	± 0.0644	0.748	1.12	0.0911	10
	H112 B	16	3	µg/l	0.376	± 0.02	0.325	0.441	0.0267	7.1
Terbutryn	H112 A	16	0	µg/l	0.945	± 0.0505	0.839	1.08	0.0673	7.1
	H112 B	16	0	µg/l	0.925	± 0.0463	0.828	1.04	0.0618	6.7

E7. Parameterorientierte Auswertung / Parameter oriented report

2-6-Dichlorobenzamide	37
Alachlor	45
Atrazine	53
Atrazine-desethyl.....	61
Atrazine-desethyl-desisopropyl.....	69
Atrazine-desisopropyl	75
Bromacil	83
Chloridazon	91
Chloridazon-desphenyl.....	99
Chloridazon-methyl-desphenyl	107
Clopyralid	115
Cyanazine	123
Dimethenamide	131
Diuron	139
Metolachlor.....	147
N,N-Dimethylsulfamide (DMS).....	155
Nicosulfurone	163
Prometryn.....	171
Propazine	179
Sebuthylazine.....	187
Simazine	195
Terbuthylazine.....	203
Terbuthylazine-desethyl	211
Terbutryn.....	219

Parameter oriented report

H112 A

2,6-Dichlorobenzamide

Unit	µg/l
Assigned value ± U (k=2)	0.556 ± 0.022
Criterion	0.0835 (15 %)
Minimum - Maximum	0.462 - 0.615
Control test value ± U (k=2)	0.4860 ± 0.0729

Labcode	Result	± U	Recovery [%]	z-score	Comments
LC0001	0.599	0.09	108	0.51	
LC0002	0.504	0.045	90.6	-0.63	
LC0003	-	-	-	-	
LC0004	0.545	0.0005	98	-0.14	
LC0005	0.575	0.173	103	0.22	
LC0006	0.484	0.097	87	-0.87	
LC0007	0.586	0.117	105	0.35	
LC0008	0.574	0.172	103	0.21	
LC0009	0.612	0.122	110	0.67	
LC0010	0.462	0.083	83	-1.13	
LC0011	0.592	0.057	106	0.43	
LC0012	0.513	0.15	92.2	-0.52	
LC0013	0.508	0.008	91.3	-0.58	
LC0014	0.316	0.032	56.8	-2.88	H
LC0015	0.589	0.015	106	0.39	
LC0016	0.521	0.104	93.6	-0.42	
LC0017	0.559	0.084	100	0.03	
LC0018	0.599	0.122	108	0.51	
LC0019	-	-	-	-	
LC0020	0.578	0.12	104	0.26	
LC0021	-	-	-	-	
LC0022	-	-	-	-	
LC0023	463	148	83200	5540	H
LC0024	0.615	0.154	111	0.7	

Characteristics of parameter

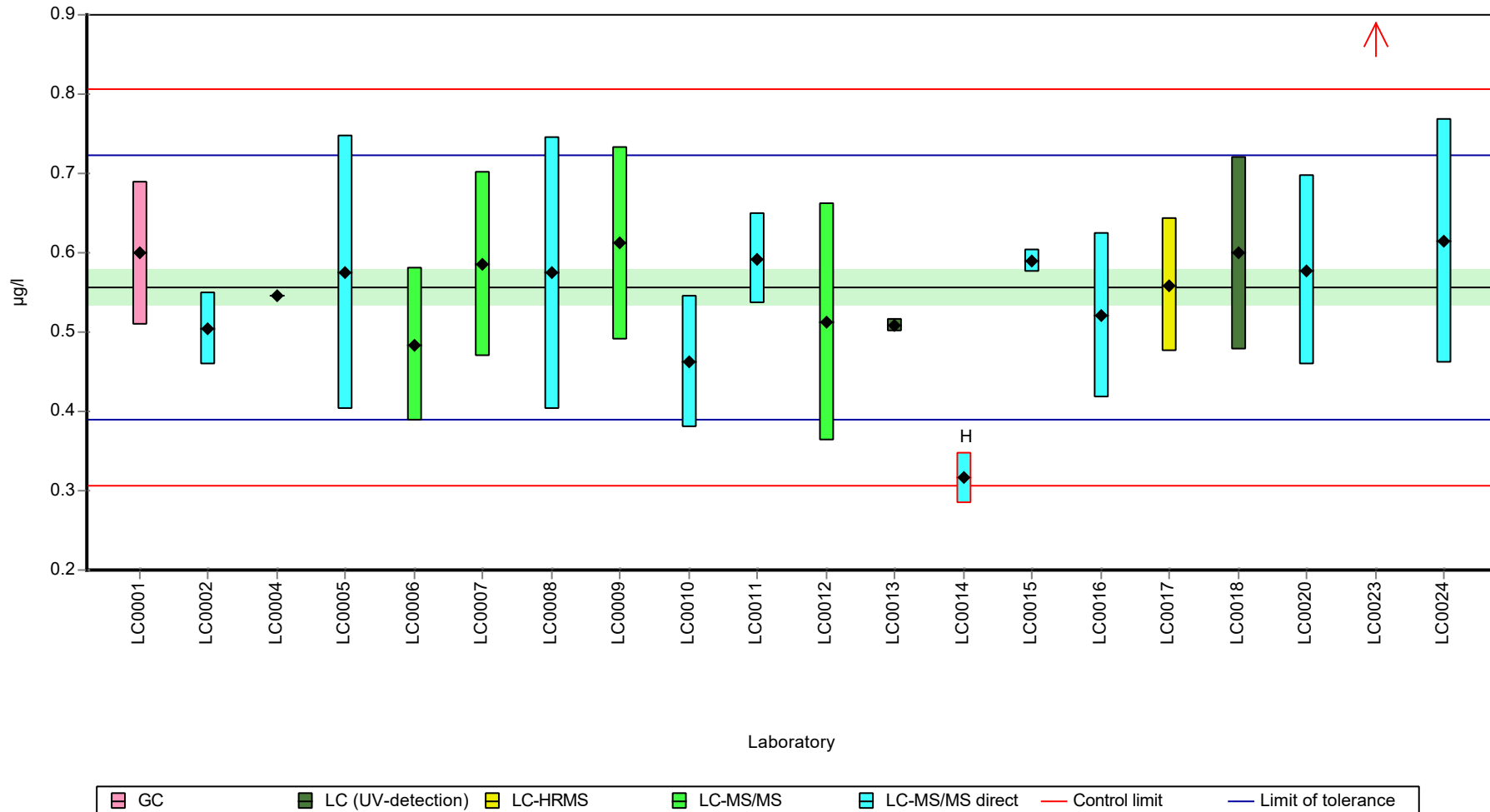
	all results	without outliers	Unit
Mean ± CI (99%)	23.7 ± 69.4	0.556 ± 0.033	µg/l
Minimum	0.316	0.462	µg/l
Maximum	463	0.615	µg/l
Standard deviation	103	0.0467	µg/l
rel. standard deviation	437	8.38	%
n	20	18	-

Parameter oriented report Pesticides H112

Sample: H112A, Parameter: 2,6-Dichlorobenzamide

Graphical presentation of results

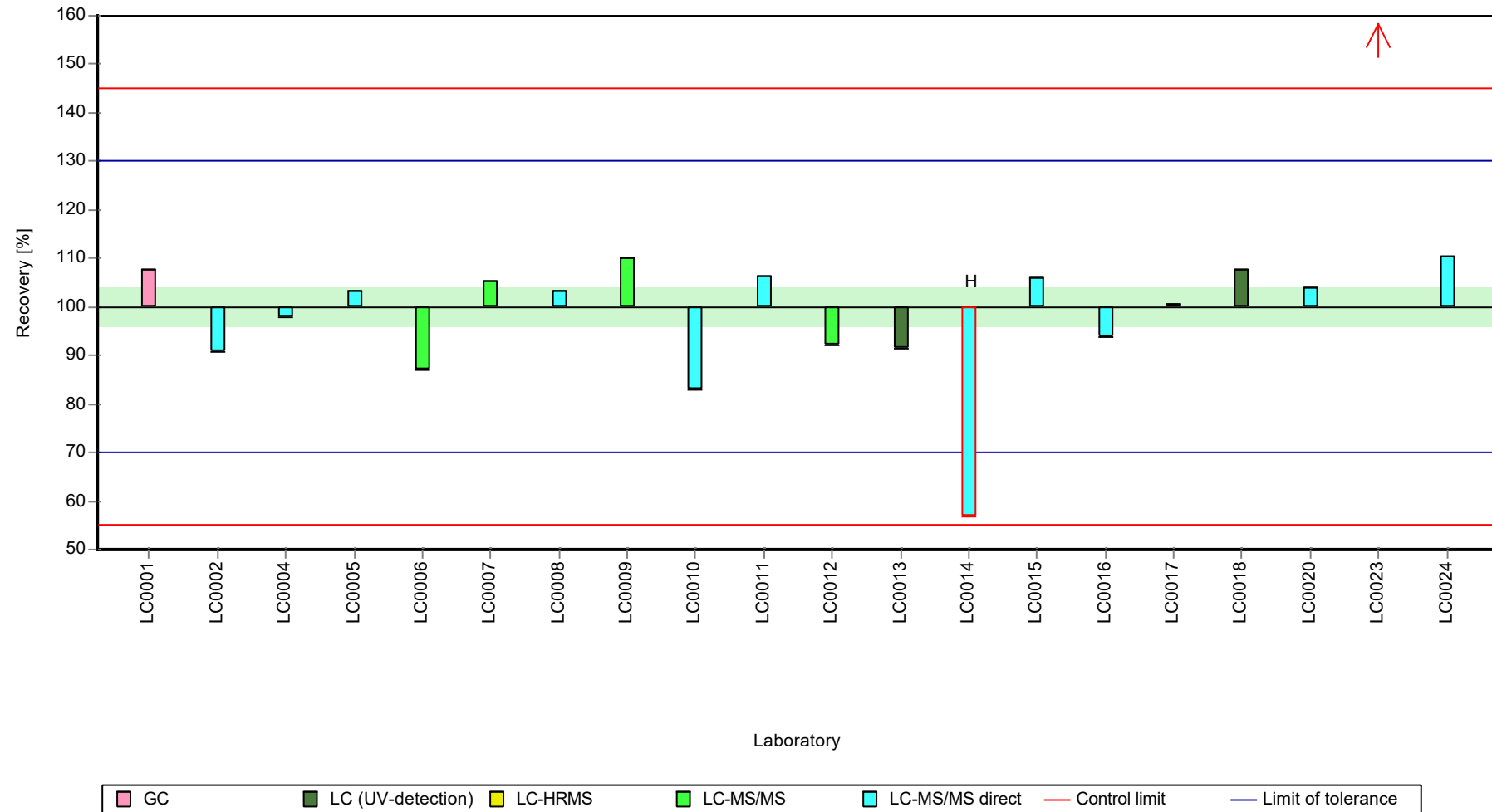
Results



Parameter oriented report Pesticides H112

Sample: H112A, Parameter: 2,6-Dichlorobenzamide

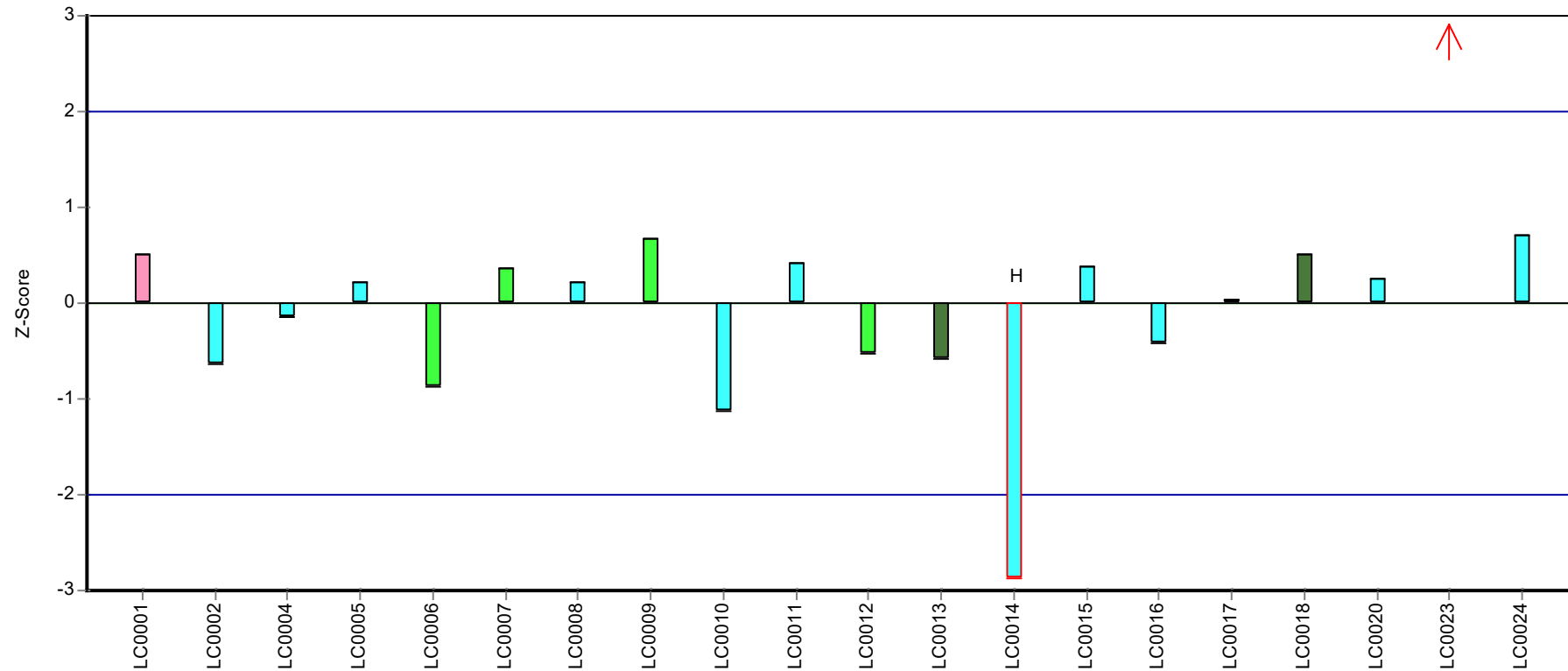
Recovery rate



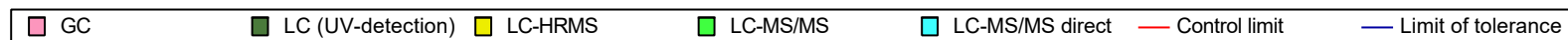
Parameter oriented report Pesticides H112

Sample: H112A, Parameter: 2,6-Dichlorobenzamide

Z-score



Laboratory



Parameter oriented report Pesticides H112

Sample: H112B, Parameter: 2,6-Dichlorobenzamide

Parameter oriented report

H112 B

2,6-Dichlorobenzamide

Unit	µg/l
Assigned value ± U (k=2)	0.688 ± 0.032
Criterion	0.103 (15 %)
Minimum - Maximum	0.535 - 0.792
Control test value ± U (k=2)	0.5780 ± 0.0868

Labcode	Result	± U	Recovery [%]	z-score	Comments
LC0001	0.673	0.1	97.8	-0.14	
LC0002	0.658	0.089	95.6	-0.29	
LC0003	-	-	-	-	
LC0004	0.681	0.0005	99	-0.07	
LC0005	0.666	0.2	96.8	-0.21	
LC0006	0.594	0.119	86.3	-0.91	
LC0007	0.792	0.158	115	1.01	
LC0008	0.718	0.215	104	0.29	
LC0009	0.72	0.144	105	0.31	
LC0010	0.535	0.096	77.8	-1.48	
LC0011	0.742	0.072	108	0.52	
LC0012	0.699	0.21	102	0.11	
LC0013	0.665	0.014	96.7	-0.22	
LC0014	0.385	0.039	56	-2.94	H
LC0015	0.729	0.024	106	0.4	
LC0016	0.6	0.12	87.2	-0.85	
LC0017	0.752	0.113	109	0.62	
LC0018	0.758	0.155	110	0.68	
LC0019	-	-	-	-	
LC0020	0.707	0.14	103	0.18	
LC0021	-	-	-	-	
LC0022	-	-	-	-	
LC0023	546	175	79400	5280	H
LC0024	0.735	0.184	107	0.46	

Characteristics of parameter

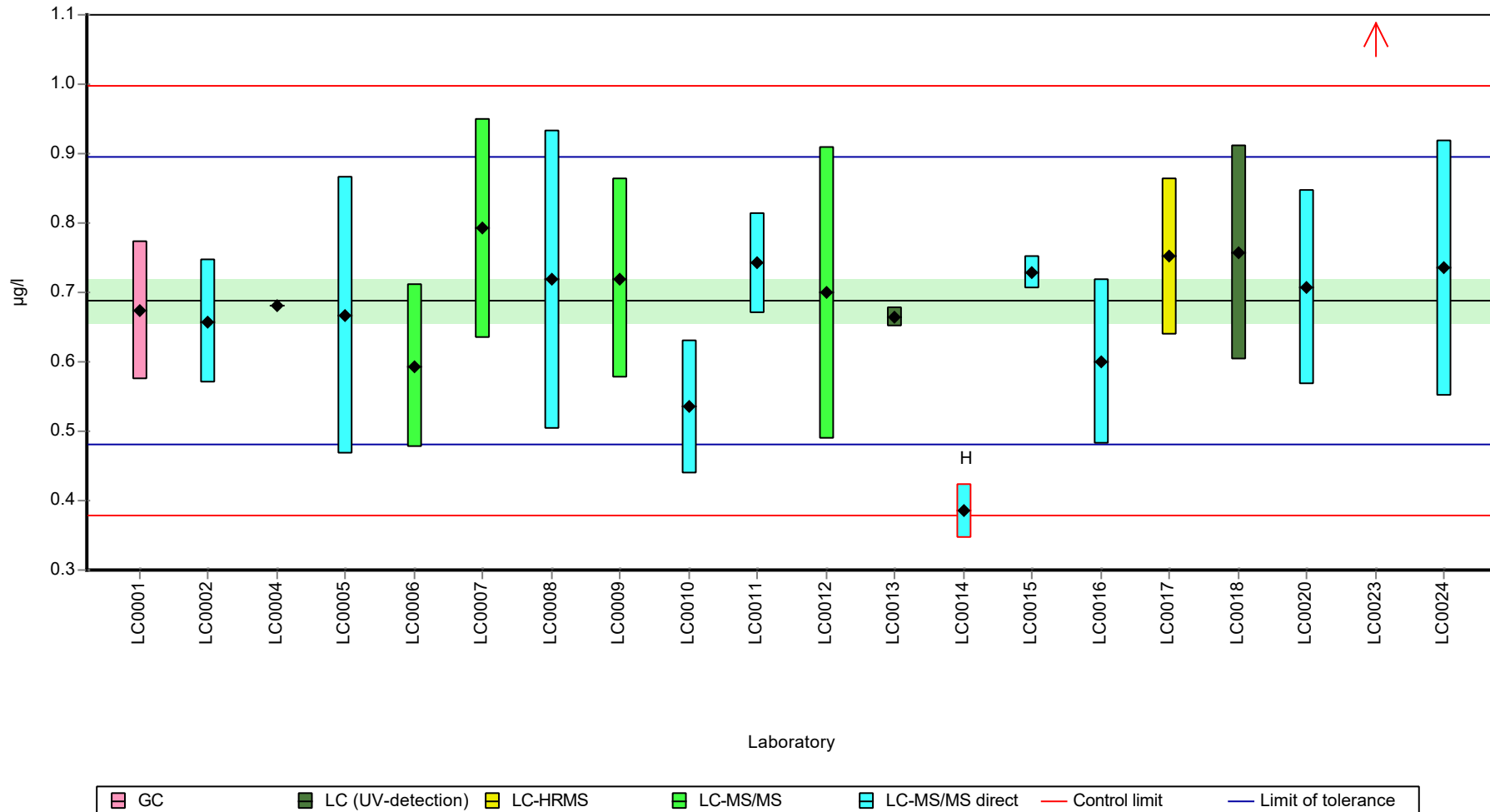
	all results	without outliers	Unit
Mean ± CI (99%)	27.9 ± 81.8	0.69 ± 0.0457	µg/l
Minimum	0.385	0.535	µg/l
Maximum	546	0.792	µg/l
Standard deviation	122	0.0647	µg/l
rel. standard deviation	436	9.37	%
n	20	18	-

Parameter oriented report Pesticides H112

Sample: H112B, Parameter: 2,6-Dichlorobenzamide

Graphical presentation of results

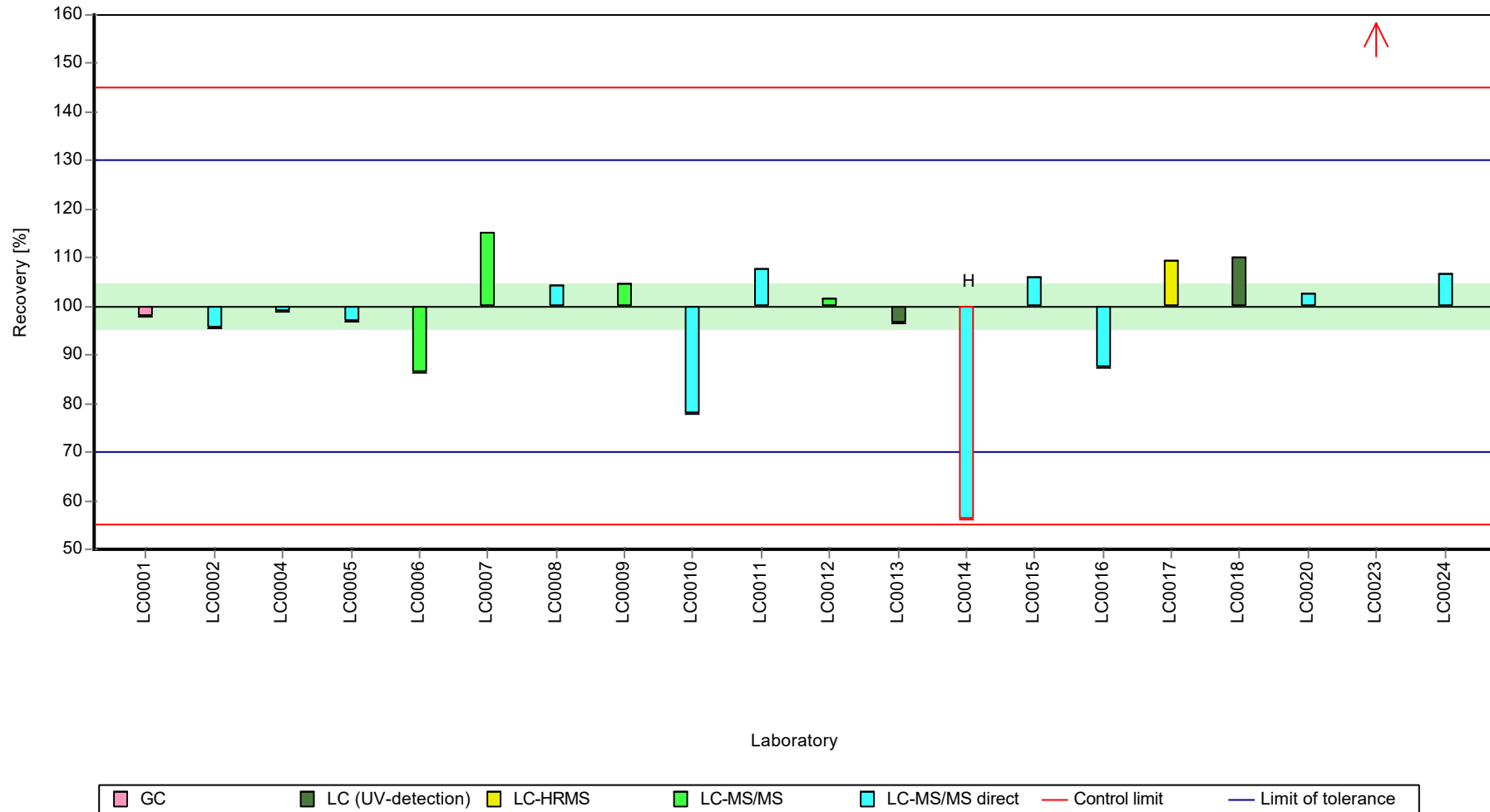
Results



Parameter oriented report Pesticides H112

Sample: H112B, Parameter: 2,6-Dichlorobenzamide

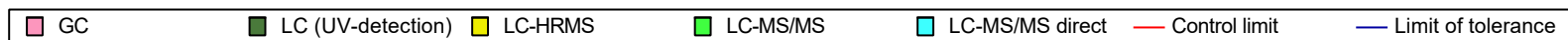
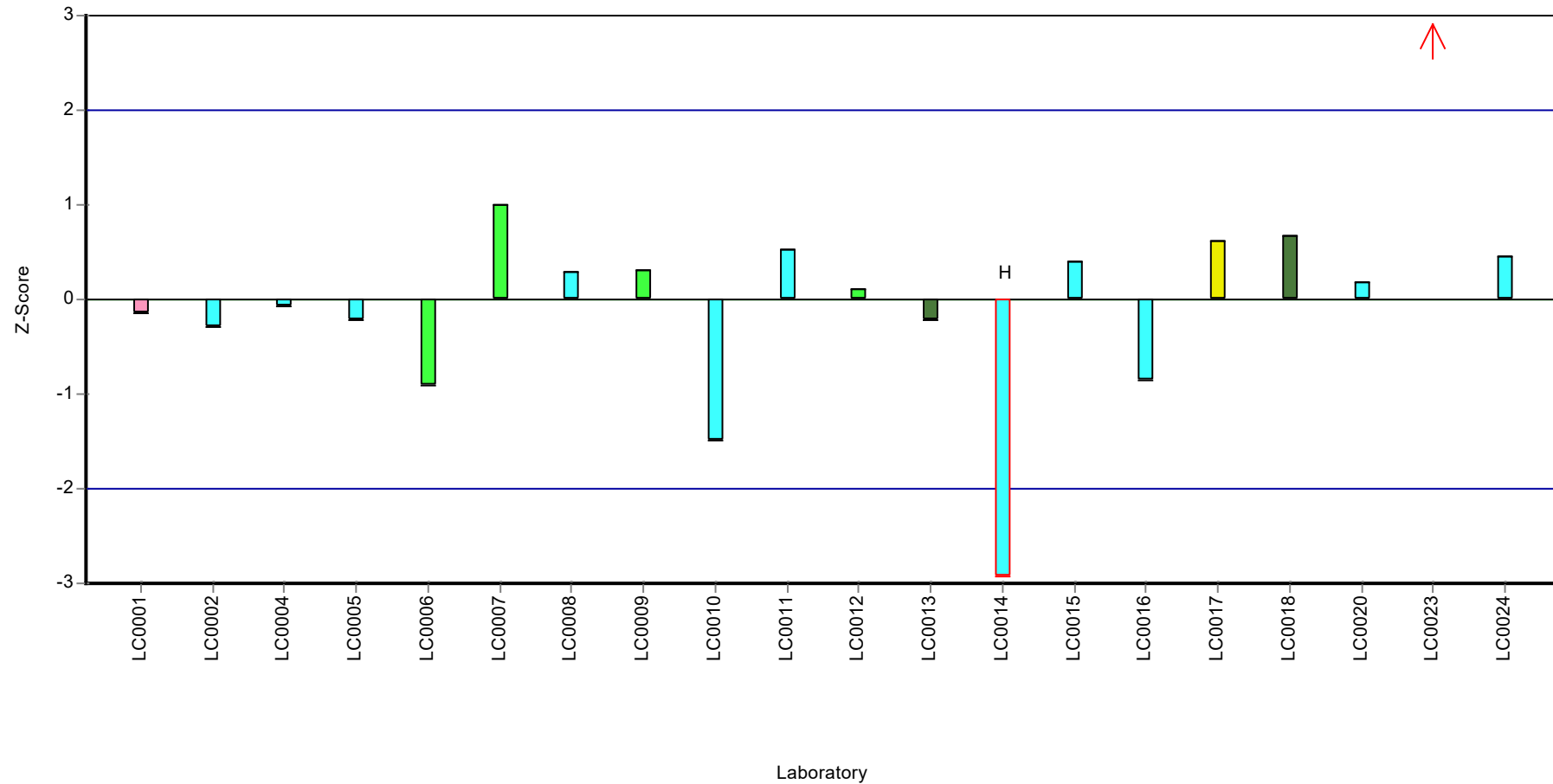
Recovery rate



Parameter oriented report Pesticides H112

Sample: H112B, Parameter: 2,6-Dichlorobenzamide

Z-score



Parameter oriented report Pesticides H112

Sample: H112A, Parameter: Alachlor

Parameter oriented report

H112 A

Alachlor

Unit	µg/l
Assigned value ± U (k=2)	0.791 ± 0.0409
Criterion	0.095 (12 %)
Minimum - Maximum	0.676 - 0.91
Control test value ± U (k=2)	0.6770 ± 0.101

Labcode	Result	± U	Recovery [%]	z-score	Comments
LC0001	0.784	0.117	99.1	-0.08	
LC0002	0.836	0.13	106	0.47	
LC0003	0.91	0.1456	115	1.25	
LC0004	0.814	0.0013	103	0.24	
LC0005	-	-	-	-	
LC0006	0.782	0.156	98.8	-0.1	
LC0007	0.794	0.159	100	0.03	
LC0008	-	-	-	-	
LC0009	-	-	-	-	
LC0010	0.687	0.124	86.8	-1.1	
LC0011	-	-	-	-	
LC0012	-	-	-	-	
LC0013	0.758	0.018	95.8	-0.35	
LC0014	0.676	0.068	85.4	-1.22	
LC0015	-	-	-	-	
LC0016	-	-	-	-	
LC0017	0.814	0.122	103	0.24	
LC0018	-	-	-	-	
LC0019	-	-	-	-	
LC0020	0.851	0.17	108	0.63	
LC0021	-	-	-	-	
LC0022	-	-	-	-	
LC0023	-	-	-	-	
LC0024	-	-	-	-	

Characteristics of parameter

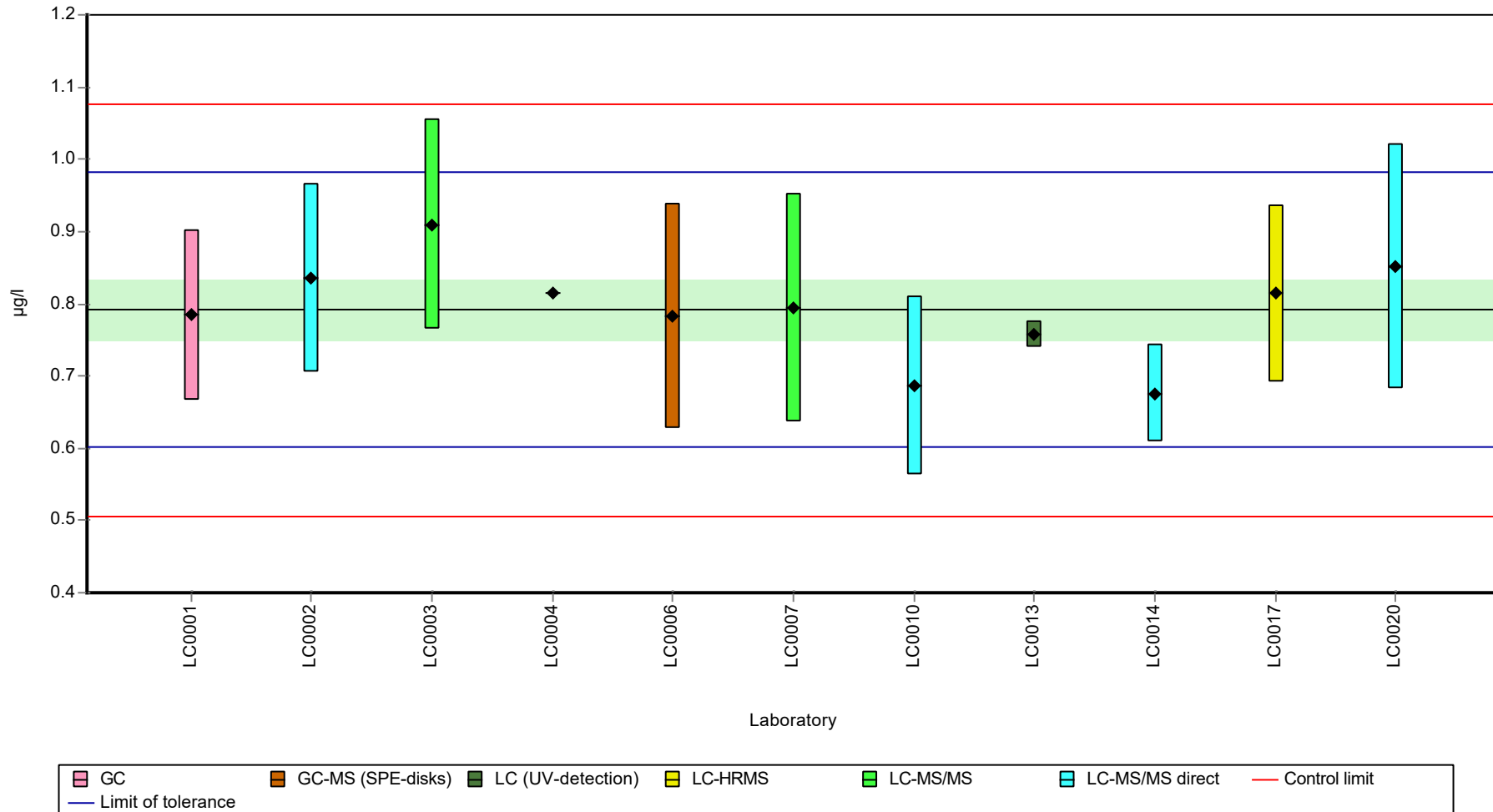
	all results	without outliers	Unit
Mean ± CI (99%)	0.791 ± 0.0614	0.791 ± 0.0614	µg/l
Minimum	0.676	0.676	µg/l
Maximum	0.91	0.91	µg/l
Standard deviation	0.0679	0.0679	µg/l
rel. standard deviation	8.58	8.58	%
n	11	11	-

Parameter oriented report Pesticides H112

Sample: H112A, Parameter: Alachlor

Graphical presentation of results

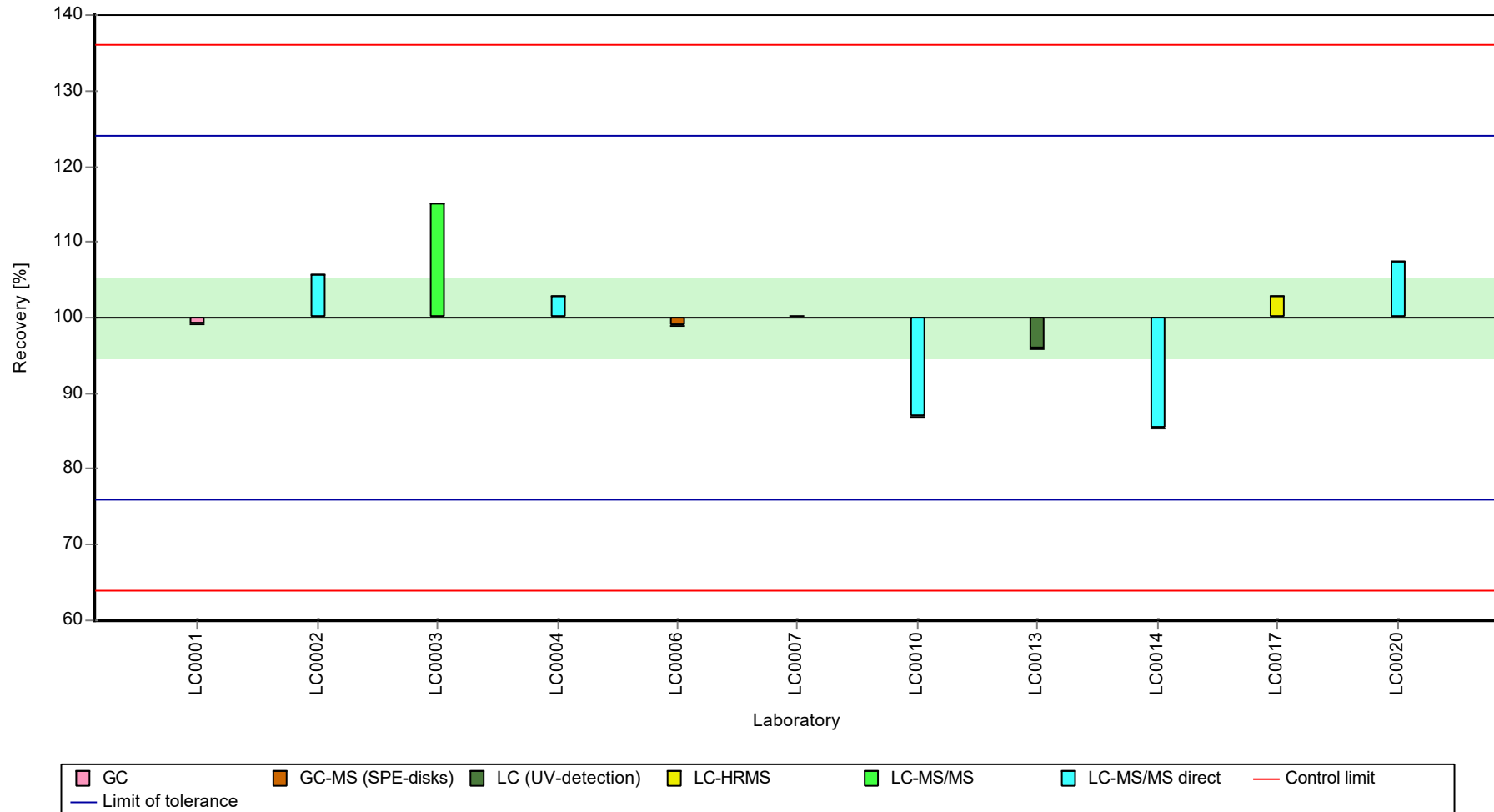
Results



Parameter oriented report Pesticides H112

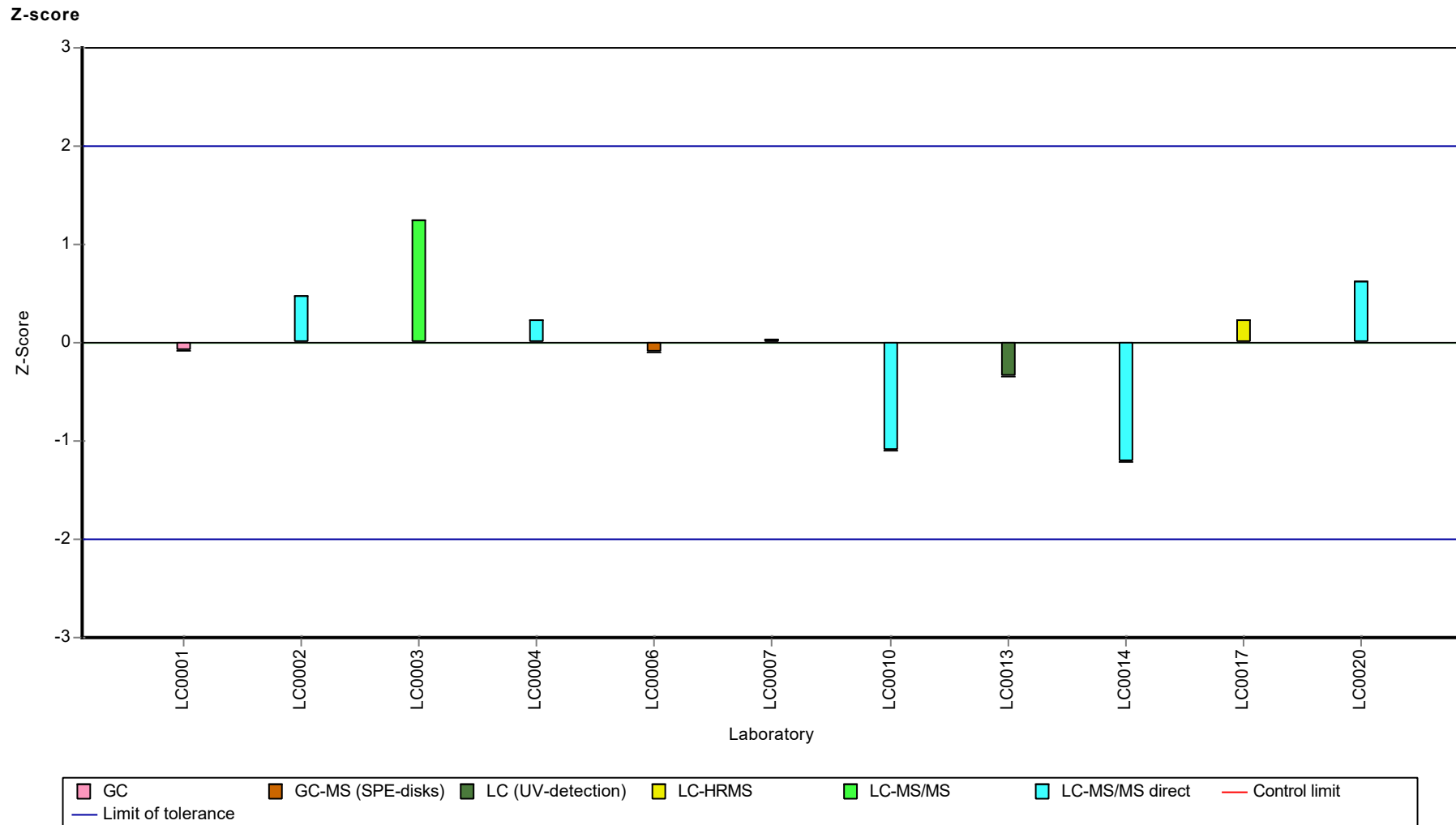
Sample: H112A, Parameter: Alachlor

Recovery rate



Parameter oriented report Pesticides H112

Sample: H112A, Parameter: Alachlor



Parameter oriented report Pesticides H112

Sample: H112B, Parameter: Alachlor

Parameter oriented report

H112 B

Alachlor

Unit	µg/l
Assigned value ± U (k=2)	0.758 ± 0.0436
Criterion	0.091 (12 %)
Minimum - Maximum	0.65 - 0.875
Control test value ± U (k=2)	0.6510 ± 0.0976

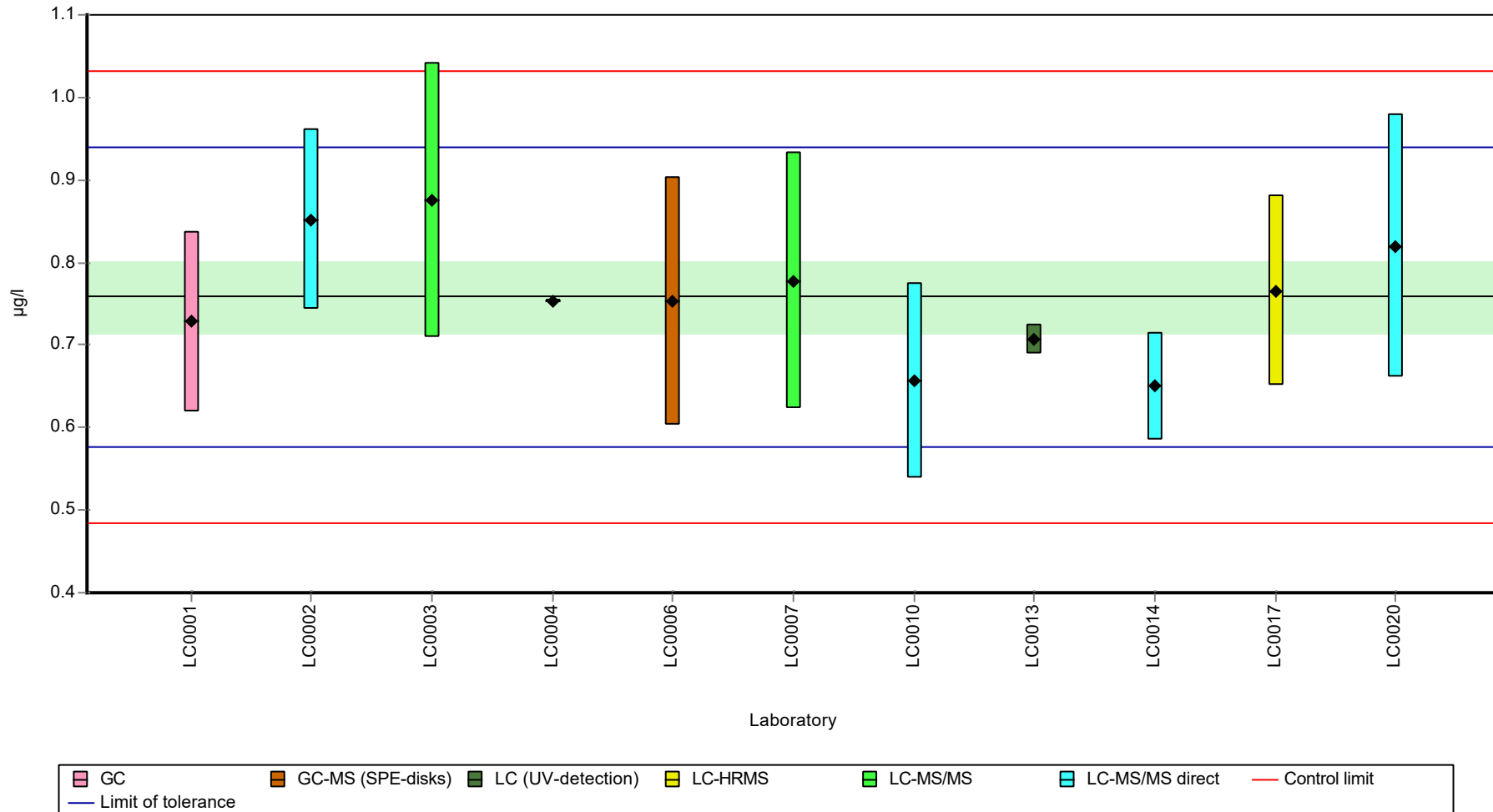
Labcode	Result	± U	Recovery [%]	z-score	Comments
LC0001	0.728	0.109	96	-0.33	
LC0002	0.852	0.11	112	1.03	
LC0003	0.875	0.1662	115	1.29	
LC0004	0.753	0.0012	99.3	-0.06	
LC0005	-	-	-	-	
LC0006	0.753	0.151	99.3	-0.06	
LC0007	0.778	0.156	103	0.22	
LC0008	-	-	-	-	
LC0009	-	-	-	-	
LC0010	0.657	0.118	86.7	-1.11	
LC0011	-	-	-	-	
LC0012	-	-	-	-	
LC0013	0.707	0.018	93.3	-0.56	
LC0014	0.65	0.065	85.7	-1.19	
LC0015	-	-	-	-	
LC0016	-	-	-	-	
LC0017	0.766	0.115	101	0.09	
LC0018	-	-	-	-	
LC0019	-	-	-	-	
LC0020	0.82	0.16	108	0.68	
LC0021	-	-	-	-	
LC0022	-	-	-	-	
LC0023	-	-	-	-	
LC0024	-	-	-	-	

Characteristics of parameter

	all results	without outliers	Unit
Mean ± CI (99%)	0.758 ± 0.0654	0.758 ± 0.0654	µg/l
Minimum	0.65	0.65	µg/l
Maximum	0.875	0.875	µg/l
Standard deviation	0.0723	0.0723	µg/l
rel. standard deviation	9.53	9.53	%
n	11	11	-

Graphical presentation of results

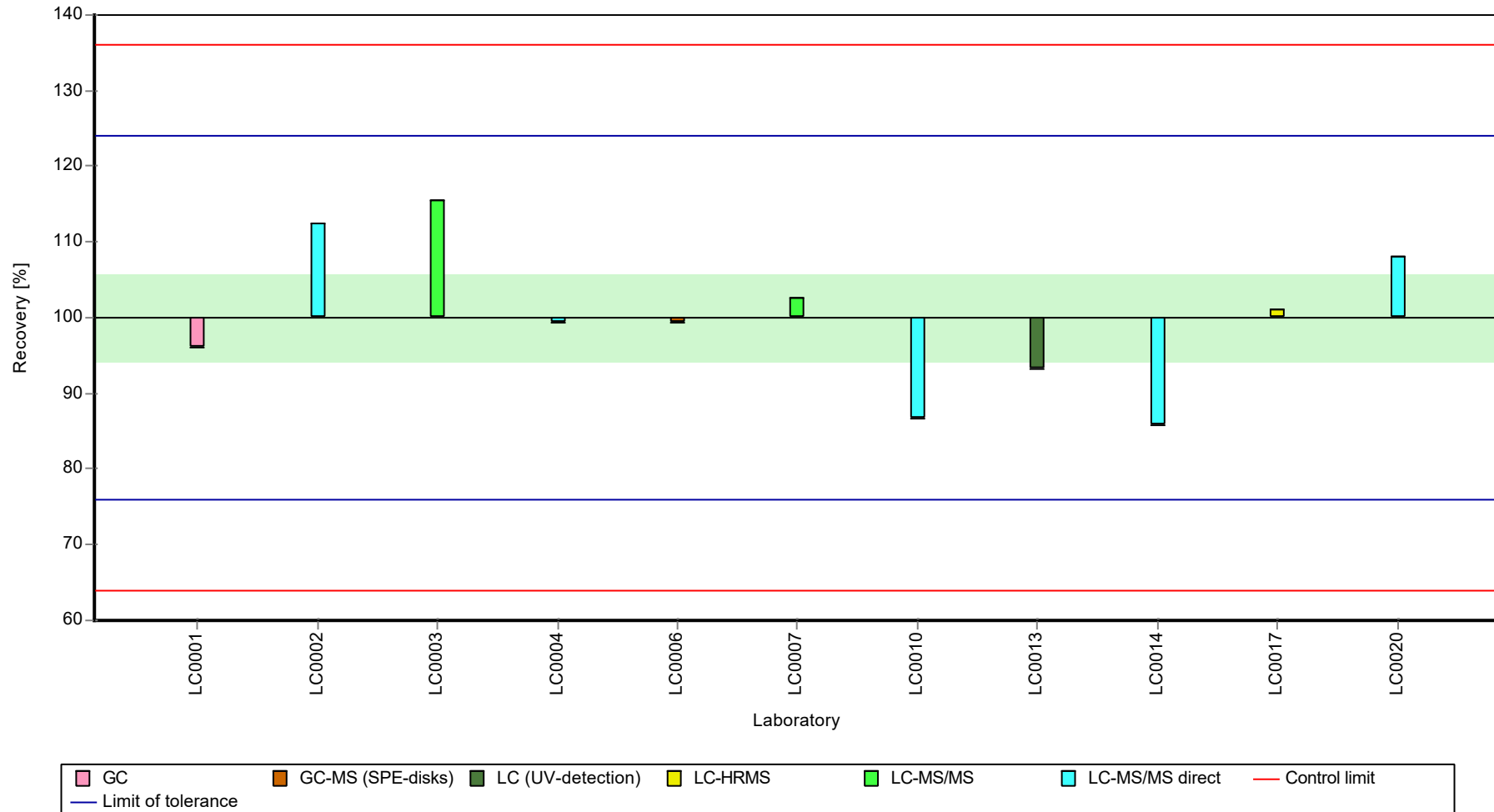
Results



Parameter oriented report Pesticides H112

Sample: H112B, Parameter: Alachlor

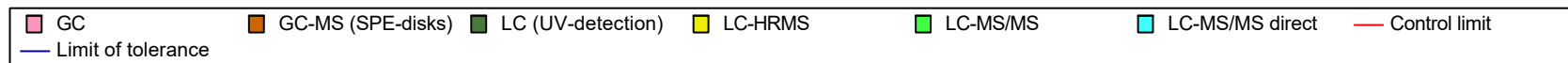
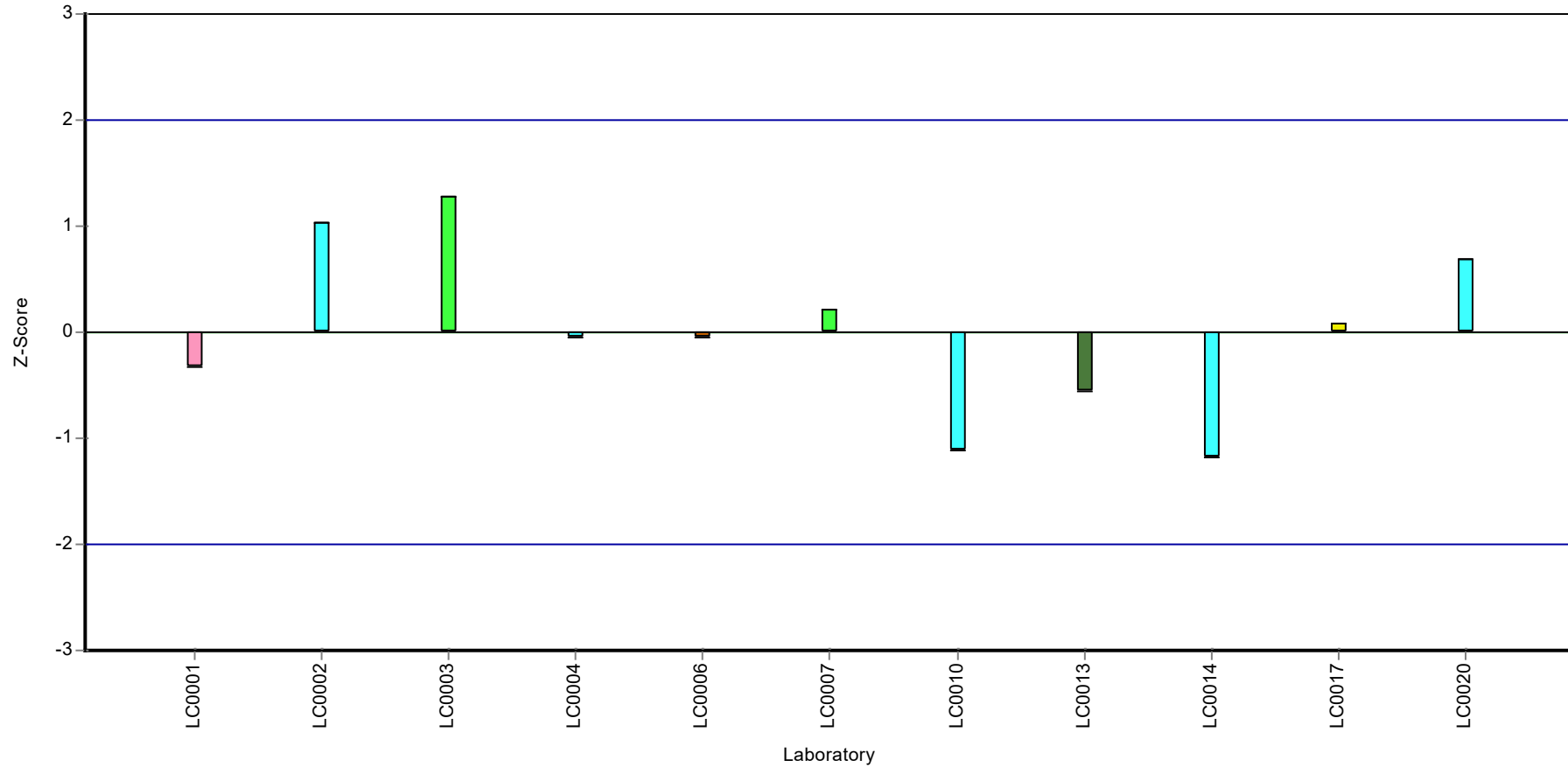
Recovery rate



Parameter oriented report Pesticides H112

Sample: H112B, Parameter: Alachlor

Z-score



Parameter oriented report Pesticides H112

Sample: H112A, Parameter: Atrazine

Parameter oriented report

H112 A

Atrazine

Unit	µg/l
Assigned value ± U (k=2)	0.622 ± 0.0167
Criterion	0.0684 (11 %)
Minimum - Maximum	0.559 - 0.702
Control test value ± U (k=2)	0.4970 ± 0.0745

Labcode	Result	± U	Recovery [%]	z-score	Comments
LC0001	0.604	0.091	97.1	-0.26	
LC0002	0.631	0.056	101	0.13	
LC0003	0.661	0.0595	106	0.57	
LC0004	0.626	0.0013	101	0.06	
LC0005	0.65	0.195	105	0.41	
LC0006	0.583	0.117	93.7	-0.57	
LC0007	0.58	0.116	93.3	-0.61	
LC0008	0.599	0.18	96.3	-0.34	
LC0009	0.601	0.12	96.6	-0.31	
LC0010	0.609	0.11	97.9	-0.19	
LC0011	0.669	0.086	108	0.69	
LC0012	0.702	0.21	113	1.17	
LC0013	0.559	0.01	89.9	-0.92	
LC0014	0.587	0.059	94.4	-0.51	
LC0015	0.651	0.021	105	0.42	
LC0016	0.606	0.125	97.4	-0.23	
LC0017	0.615	0.092	98.9	-0.1	
LC0018	0.59	0.076	94.9	-0.47	
LC0019	0.694	0.0674	112	1.05	
LC0020	0.644	0.097	104	0.32	
LC0021	-	-	-	-	
LC0022	0.601	0.102	96.6	-0.31	
LC0023	589	88	94700	8600	H
LC0024	0.65	0.162	105	0.41	

Characteristics of parameter

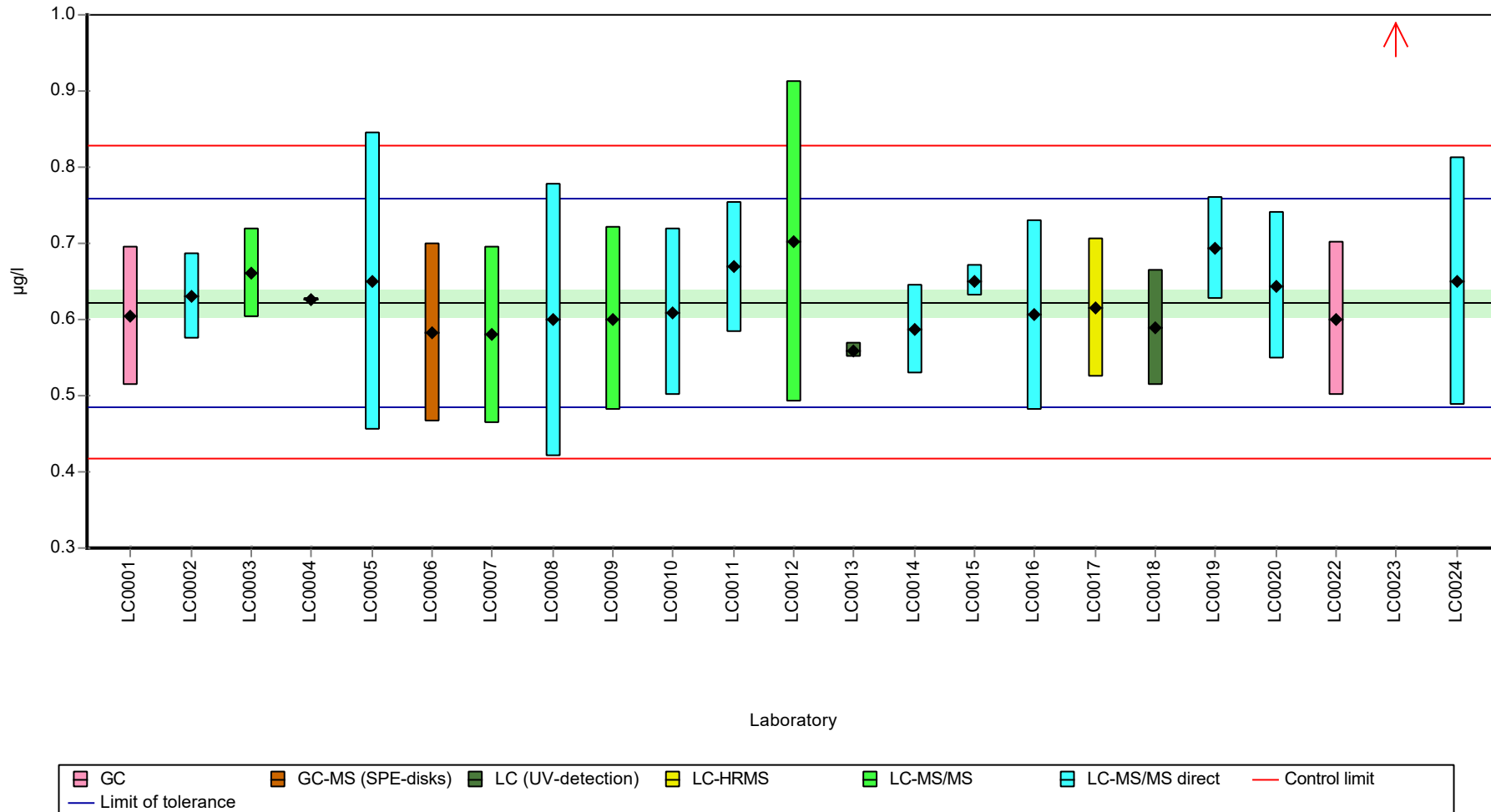
	all results	without outliers	Unit
Mean ± CI (99%)	26.2 ± 76.7	0.623 ± 0.0242	µg/l
Minimum	0.559	0.559	µg/l
Maximum	589	0.702	µg/l
Standard deviation	123	0.0378	µg/l
rel. standard deviation	468	6.06	%
n	23	22	-

Parameter oriented report Pesticides H112

Sample: H112A, Parameter: Atrazine

Graphical presentation of results

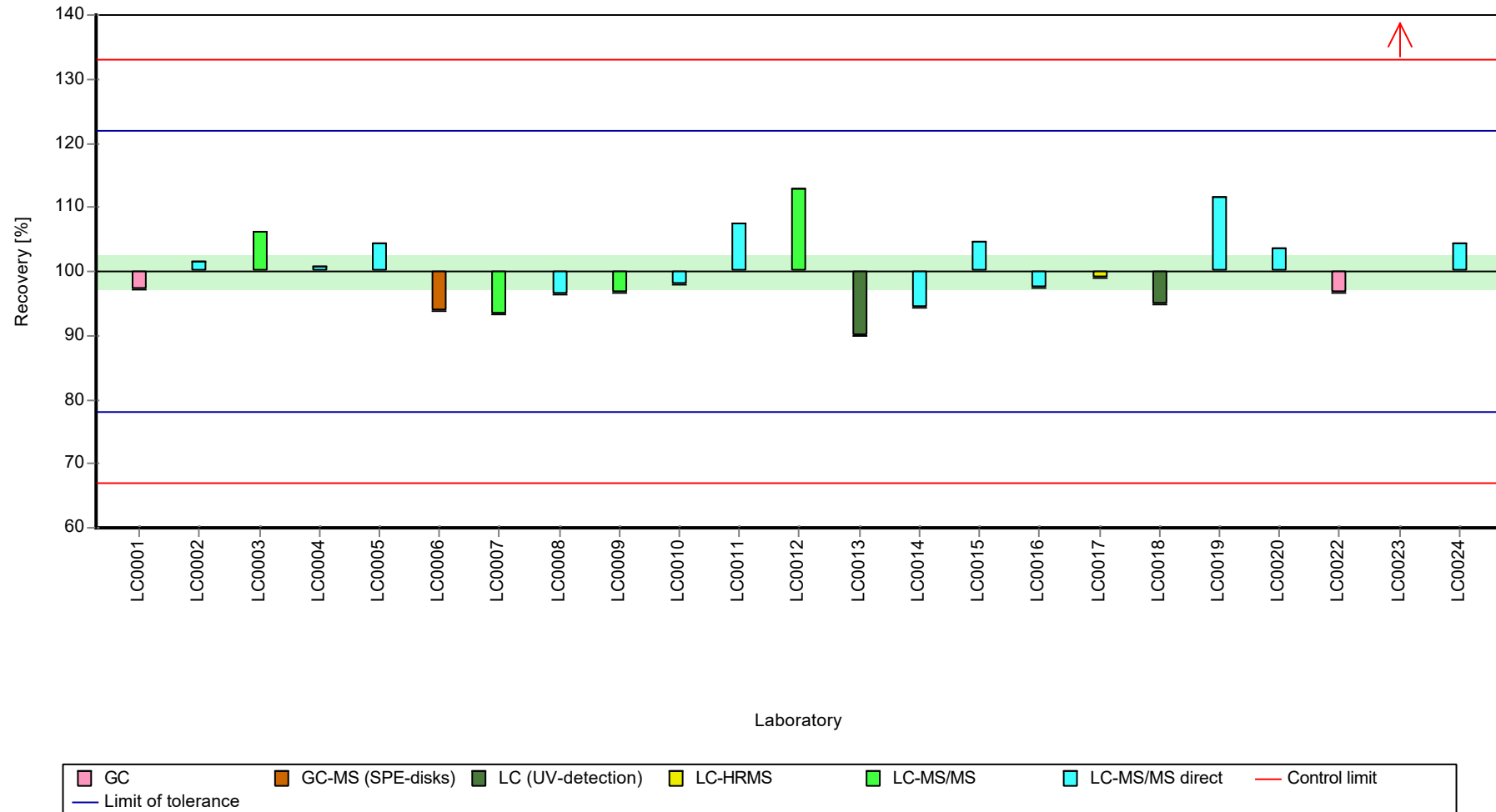
Results



Parameter oriented report Pesticides H112

Sample: H112A, Parameter: Atrazine

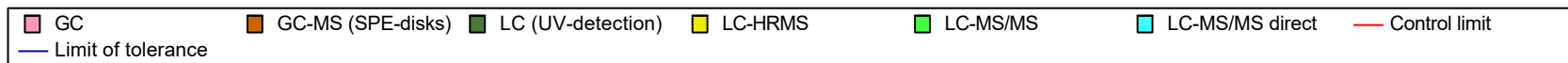
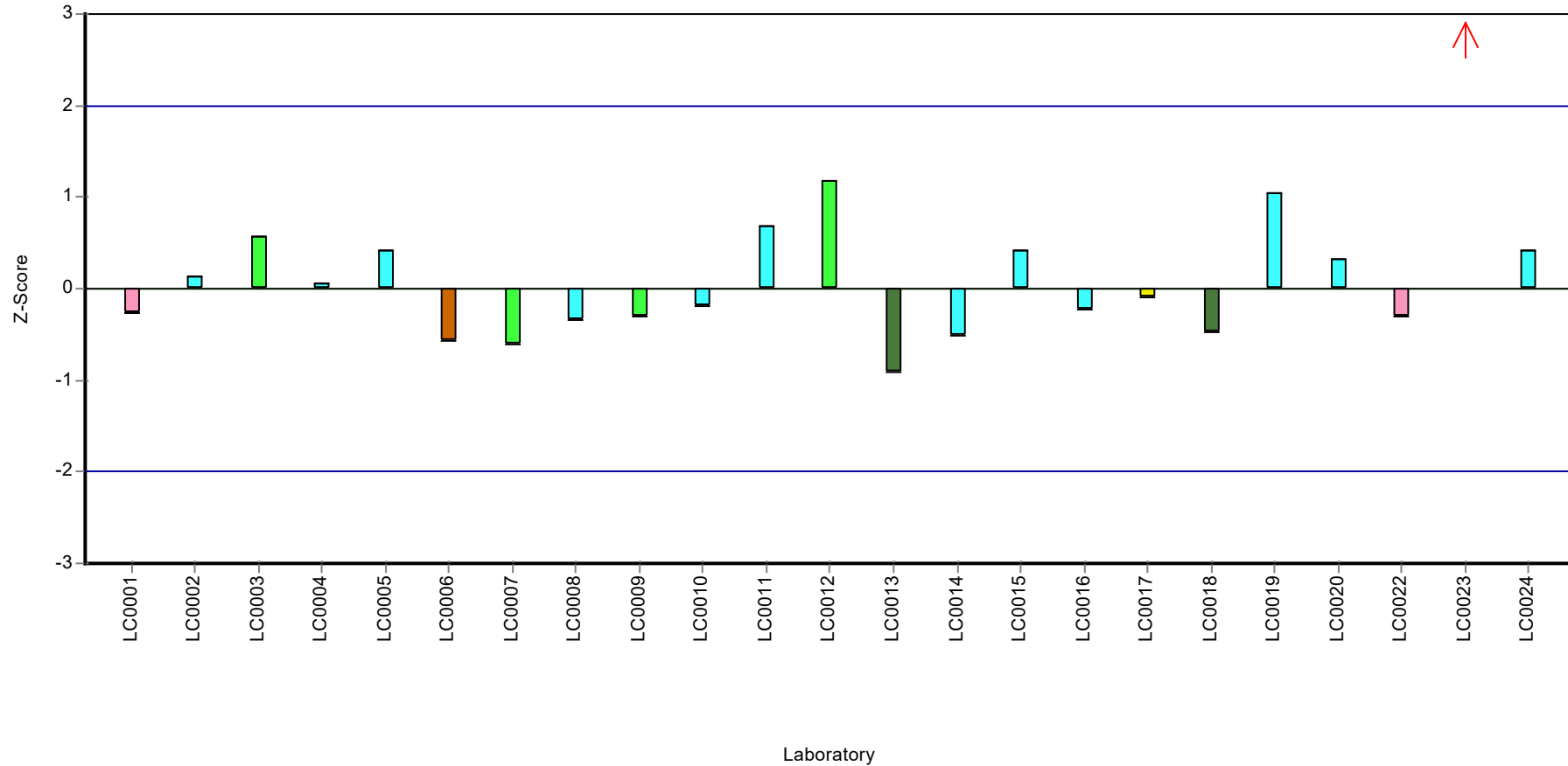
Recovery rate



Parameter oriented report Pesticides H112

Sample: H112A, Parameter: Atrazine

Z-score



Parameter oriented report Pesticides H112

Sample: H112B, Parameter: Atrazine

Parameter oriented report

H112 B

Atrazine

Unit	µg/l
Assigned value ± U (k=2)	0.454 ± 0.0112
Criterion	0.05 (11 %)
Minimum - Maximum	0.42 - 0.51
Control test value ± U (k=2)	0.3560 ± 0.0534

Labcode	Result	± U	Recovery [%]	z-score	Comments
LC0001	0.438	0.066	96.4	-0.32	
LC0002	0.45	0.052	99.1	-0.08	
LC0003	0.471	0.0754	104	0.34	
LC0004	0.452	0.0009	99.5	-0.04	
LC0005	0.471	0.141	104	0.34	
LC0006	0.42	0.084	92.5	-0.68	
LC0007	0.455	0.091	100	0.02	
LC0008	0.439	0.132	96.7	-0.3	
LC0009	0.457	0.091	101	0.06	
LC0010	0.439	0.079	96.7	-0.3	
LC0011	0.489	0.063	108	0.7	
LC0012	0.53	0.16	117	1.52	H
LC0013	0.445	0.009	98	-0.18	
LC0014	0.425	0.043	93.6	-0.58	
LC0015	0.468	0.021	103	0.28	
LC0016	0.439	0.091	96.7	-0.3	
LC0017	0.503	0.075	111	0.98	
LC0018	0.428	0.055	94.2	-0.52	
LC0019	0.51	0.0337	112	1.12	
LC0020	0.453	0.068	99.7	-0.02	
LC0021	-	-	-	-	
LC0022	0.43	0.073	94.7	-0.48	
LC0023	446	67	98200	8920	H
LC0024	0.469	0.117	103	0.3	

Characteristics of parameter

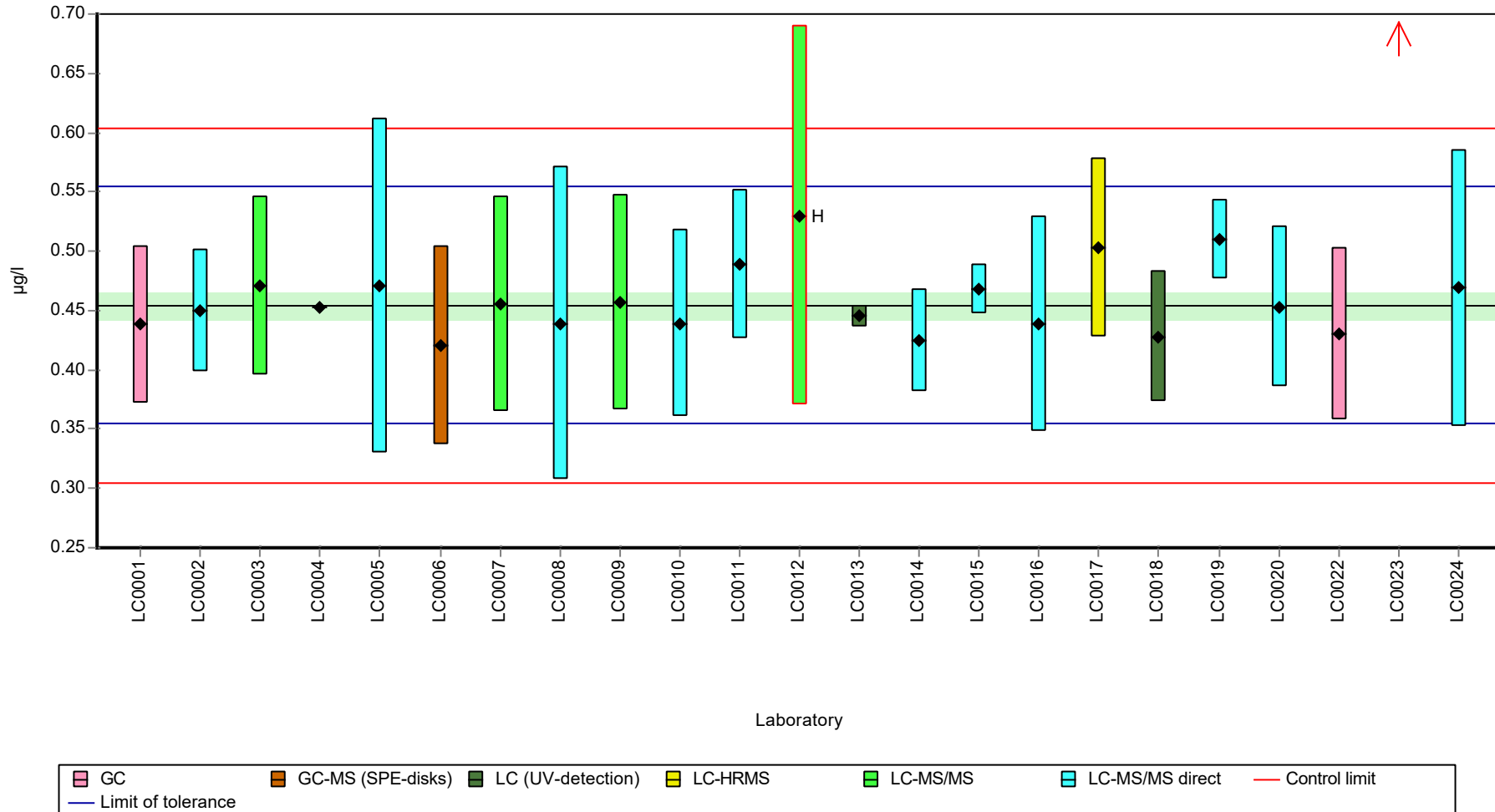
	all results	without outliers	Unit
Mean ± CI (99%)	19.8 ± 58.1	0.455 ± 0.0161	µg/l
Minimum	0.42	0.42	µg/l
Maximum	446	0.51	µg/l
Standard deviation	92.9	0.0245	µg/l
rel. standard deviation	469	5.39 %	
n	23	21	-

Parameter oriented report Pesticides H112

Sample: H112B, Parameter: Atrazine

Graphical presentation of results

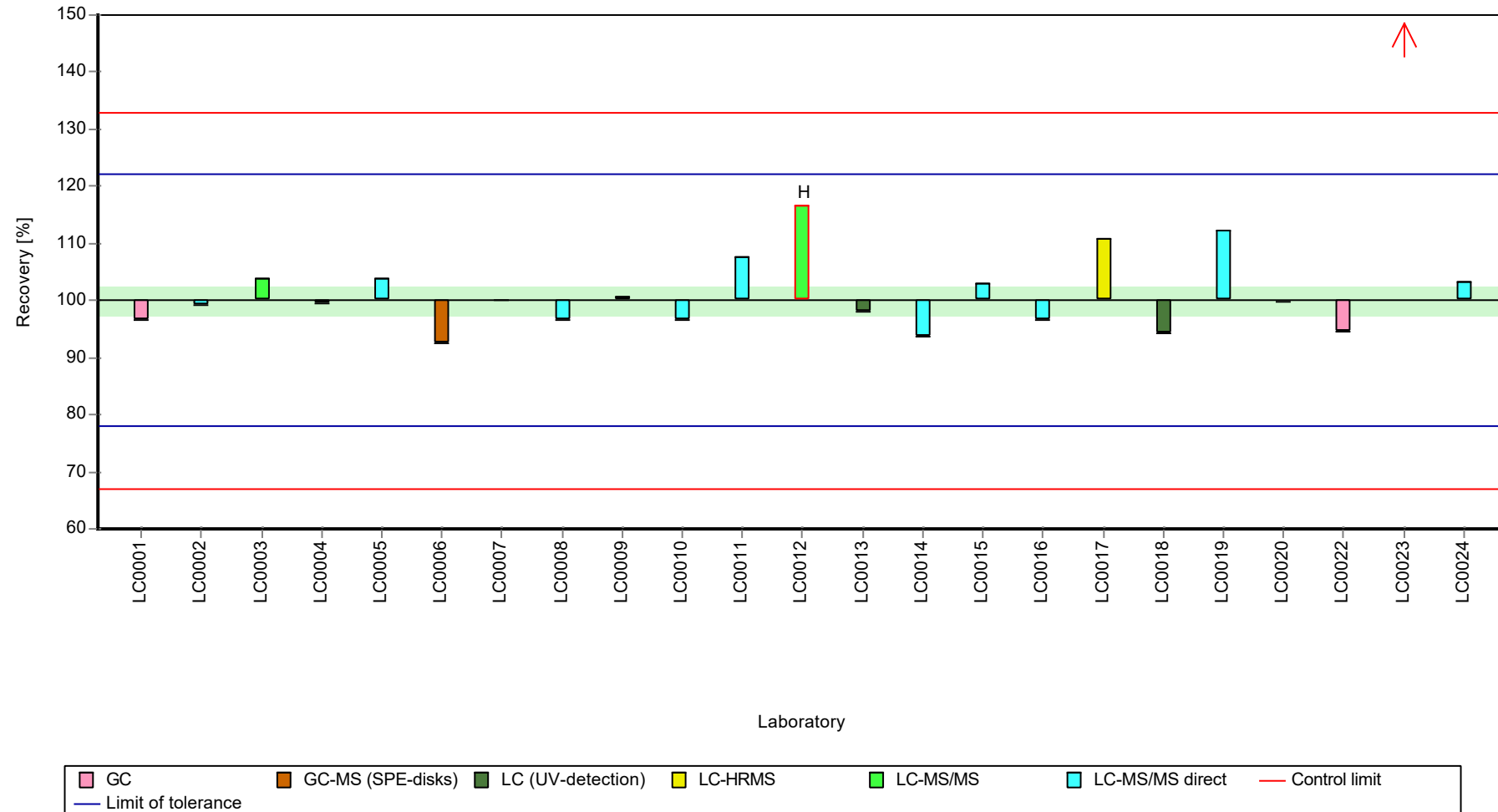
Results



Parameter oriented report Pesticides H112

Sample: H112B, Parameter: Atrazine

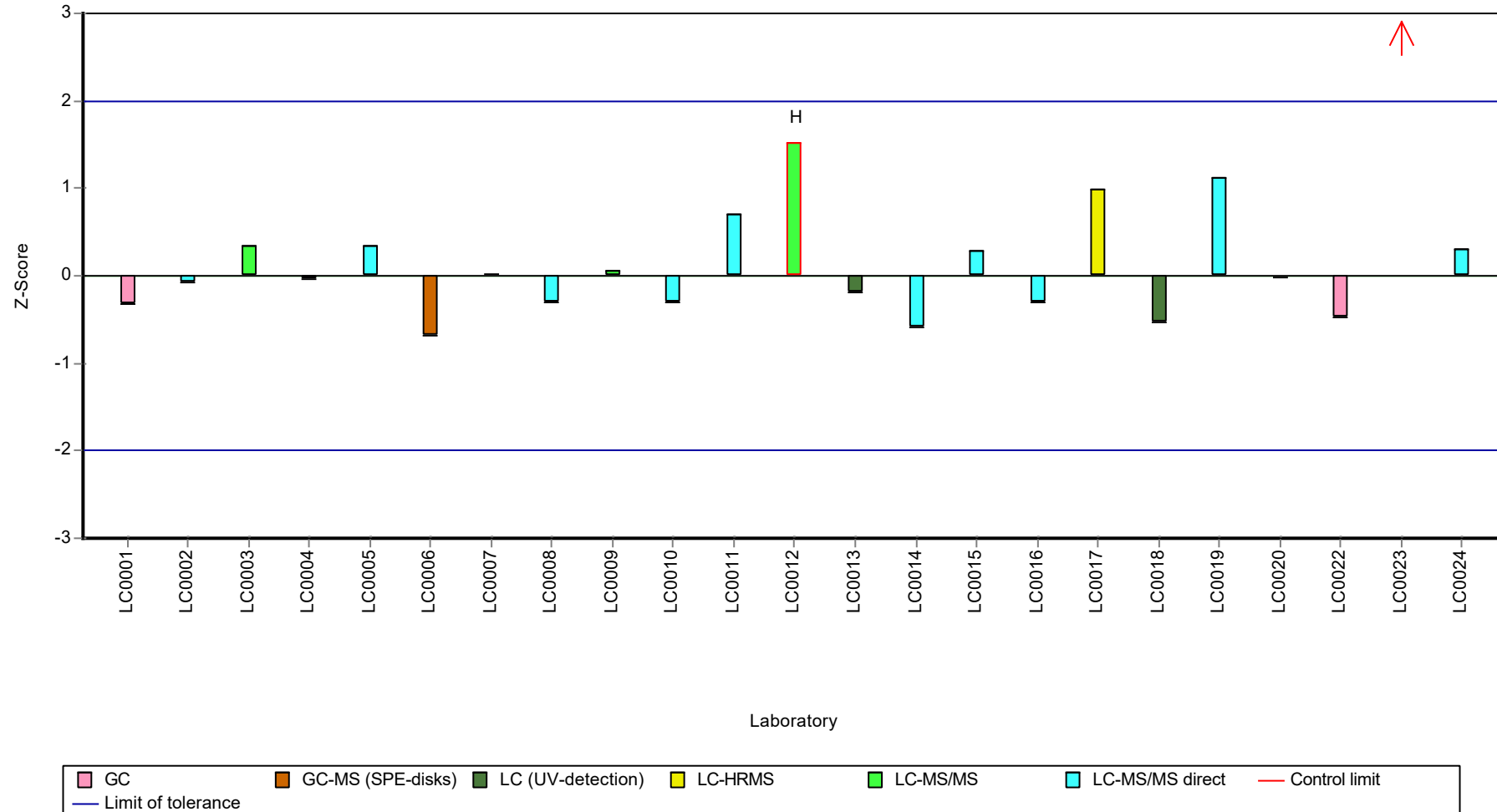
Recovery rate



Parameter oriented report Pesticides H112

Sample: H112B, Parameter: Atrazine

Z-score



Parameter oriented report Pesticides H112

Sample: H112A, Parameter: Atrazine-desethyl

Parameter oriented report

H112 A

Atrazine-desethyl

Unit	µg/l
Assigned value ± U (k=2)	1 ± 0.0338
Criterion	0.12 (12 %)
Minimum - Maximum	0.878 - 1.14
Control test value ± U (k=2)	0.7400 ± 0.111

Labcode	Result	± U	Recovery [%]	z-score	Comments
LC0001	0.949	0.142	94.9	-0.42	
LC0002	0.947	0.1	94.7	-0.44	
LC0003	1.075	0.1398	108	0.63	
LC0004	0.931	0.0029	93.1	-0.57	
LC0005	1.01	0.302	101	0.09	
LC0006	0.939	0.188	93.9	-0.51	
LC0007	0.979	0.196	97.9	-0.17	
LC0008	1.117	0.335	112	0.98	
LC0009	1.008	0.252	101	0.07	
LC0010	0.957	0.172	95.7	-0.36	
LC0011	1.04	0.078	104	0.34	
LC0012	-	-	-	-	
LC0013	0.97	0.013	97	-0.25	
LC0014	0.628	0.063	62.8	-3.1	H
LC0015	0.927	0.026	92.7	-0.61	
LC0016	0.907	0.188	90.7	-0.77	
LC0017	0.989	0.148	98.9	-0.09	
LC0018	0.878	0.104	87.8	-1.02	
LC0019	1.14	0.0697	114	1.17	
LC0020	1.08	0.16	108	0.67	
LC0021	-	-	-	-	
LC0022	0.983	0.167	98.3	-0.14	
LC0023	785	283	78500	6530	H
LC0024	1.097	0.274	110	0.81	

Characteristics of parameter

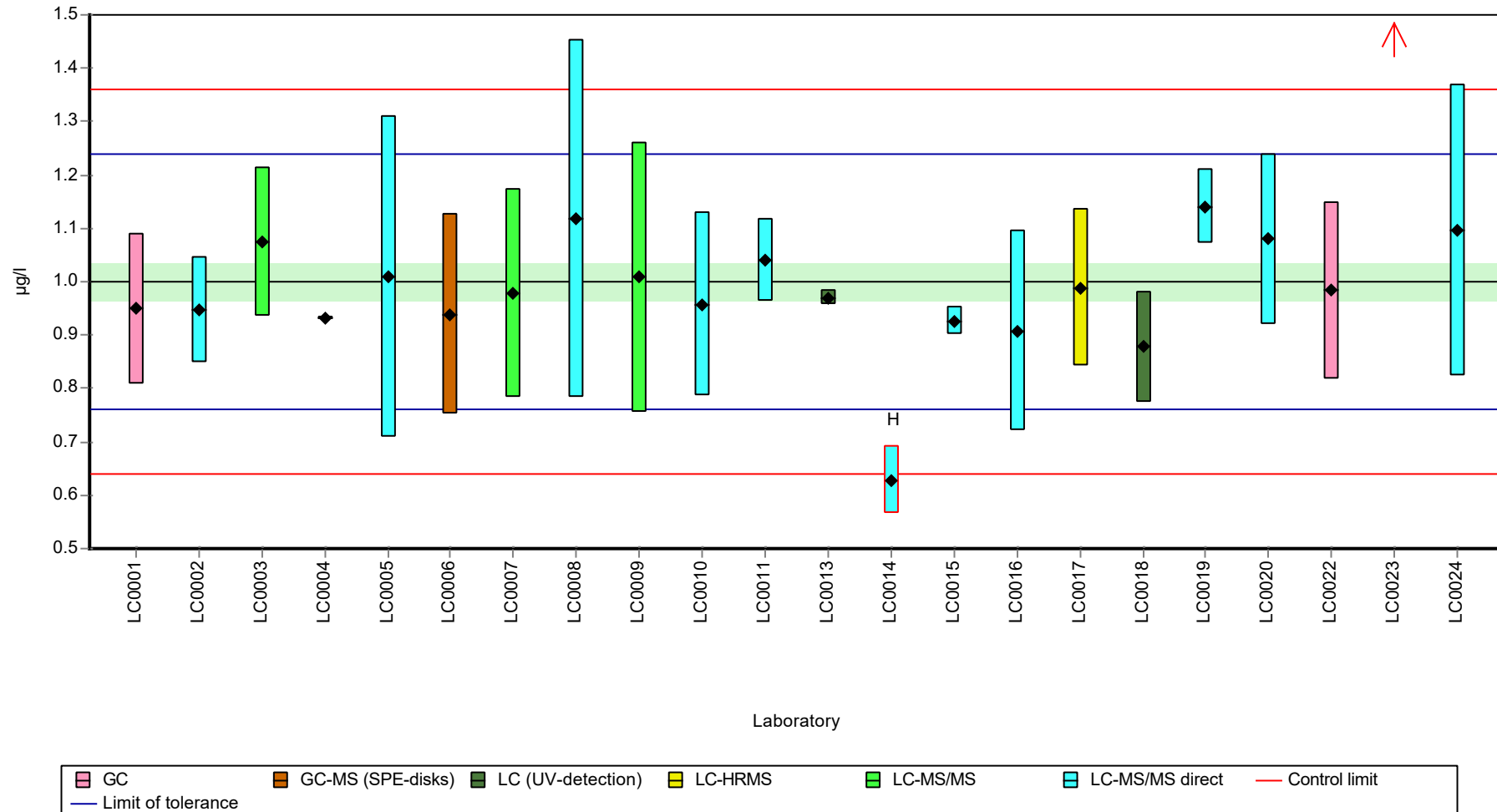
	all results	without outliers	Unit
Mean ± CI (99%)	36.6 ± 107	0.996 ± 0.0493	µg/l
Minimum	0.628	0.878	µg/l
Maximum	785	1.14	µg/l
Standard deviation	167	0.0735	µg/l
rel. standard deviation	457	7.37	%
n	22	20	-

Parameter oriented report Pesticides H112

Sample: H112A, Parameter: Atrazine-desethyl

Graphical presentation of results

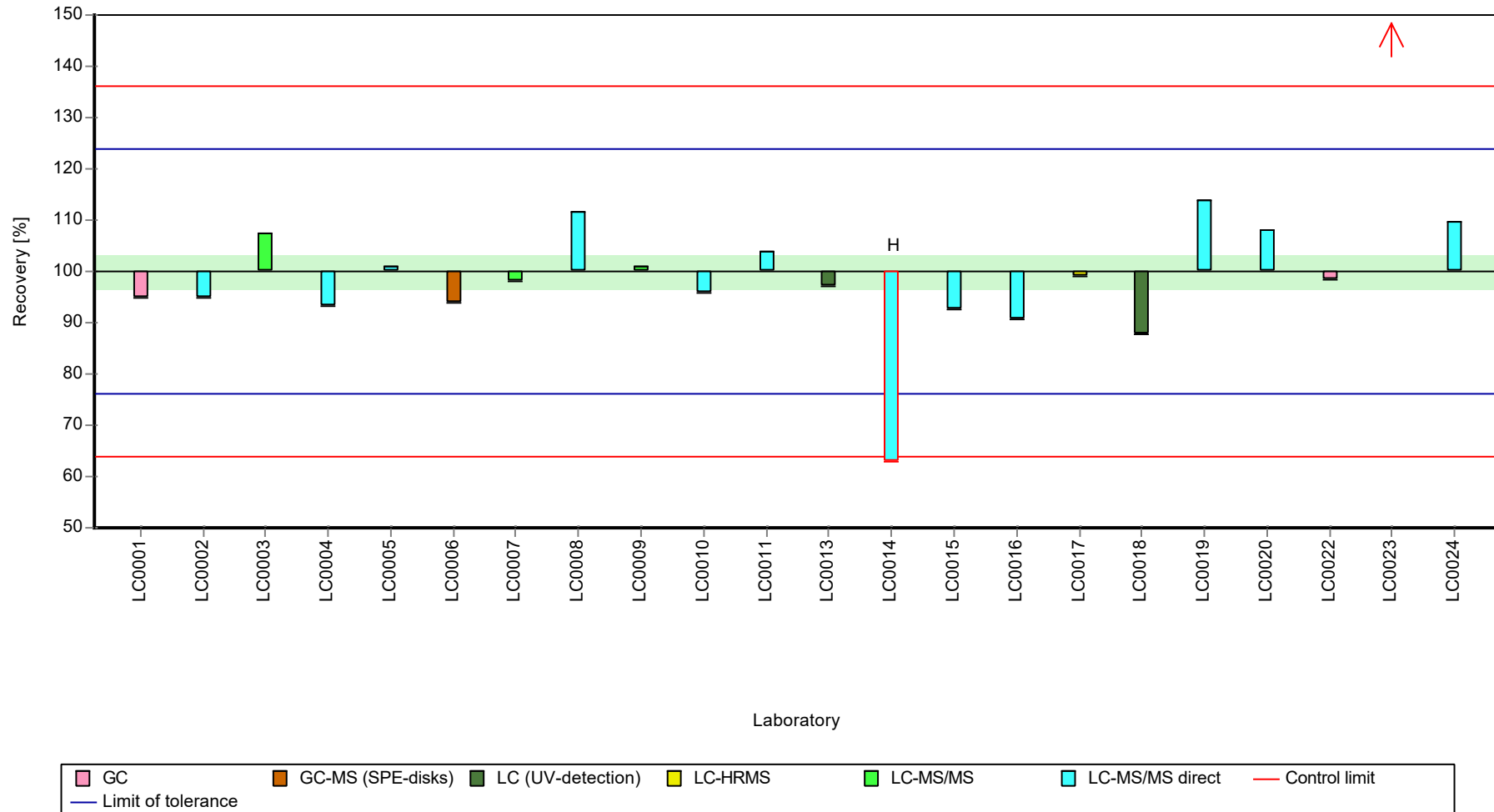
Results



Parameter oriented report Pesticides H112

Sample: H112A, Parameter: Atrazine-desethyl

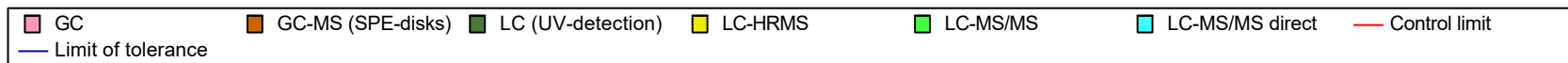
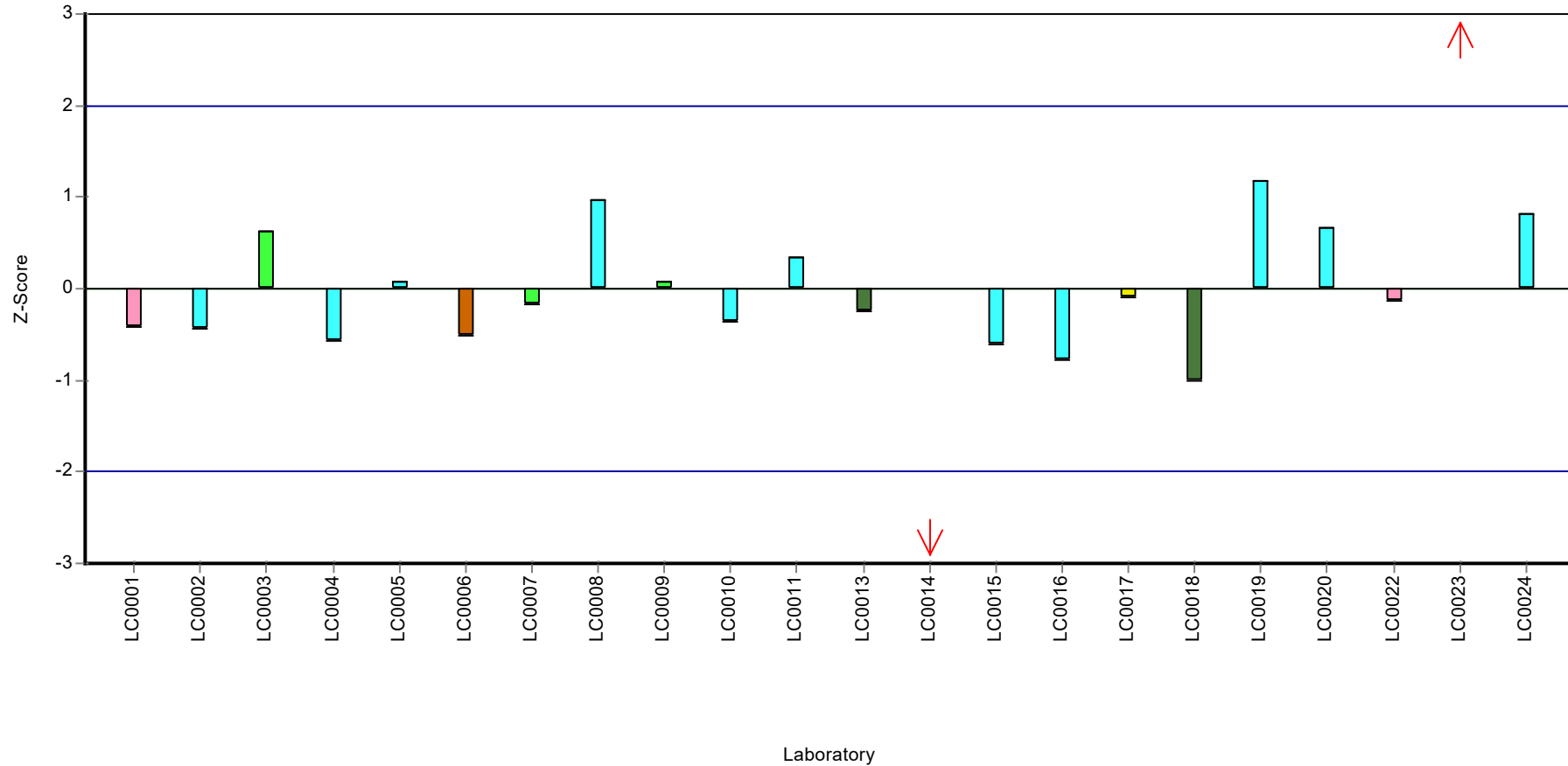
Recovery rate



Parameter oriented report Pesticides H112

Sample: H112A, Parameter: Atrazine-desethyl

Z-score



Parameter oriented report Pesticides H112

Sample: H112B, Parameter: Atrazine-desethyl

Parameter oriented report

H112 B

Atrazine-desethyl

Unit	µg/l
Assigned value ± U (k=2)	0.378 ± 0.0112
Criterion	0.0454 (12 %)
Minimum - Maximum	0.336 - 0.427
Control test value ± U (k=2)	0.2700 ± 0.0405

Labcode	Result	± U	Recovery [%]	z-score	Comments
LC0001	0.378	0.057	100	0	
LC0002	0.358	0.05	94.7	-0.44	
LC0003	0.407	0.0489	108	0.64	
LC0004	0.357	0.0011	94.4	-0.46	
LC0005	0.381	0.114	101	0.07	
LC0006	0.382	0.076	101	0.09	
LC0007	0.381	0.076	101	0.07	
LC0008	0.383	0.115	101	0.11	
LC0009	0.367	0.092	97.1	-0.24	
LC0010	0.365	0.066	96.6	-0.29	
LC0011	0.395	0.029	104	0.38	
LC0012	-	-	-	-	
LC0013	0.379	0.007	100	0.02	
LC0014	0.235	0.024	62.2	-3.15	H
LC0015	0.364	0.015	96.3	-0.31	
LC0016	0.345	0.071	91.3	-0.73	
LC0017	0.427	0.064	113	1.08	
LC0018	0.356	0.042	94.2	-0.48	
LC0019	0.416	0.0188	110	0.84	
LC0020	0.39	0.059	103	0.27	
LC0021	-	-	-	-	
LC0022	0.336	0.057	88.9	-0.93	
LC0023	280	100	74100	6160	H
LC0024	0.38	0.095	101	0.04	

Characteristics of parameter

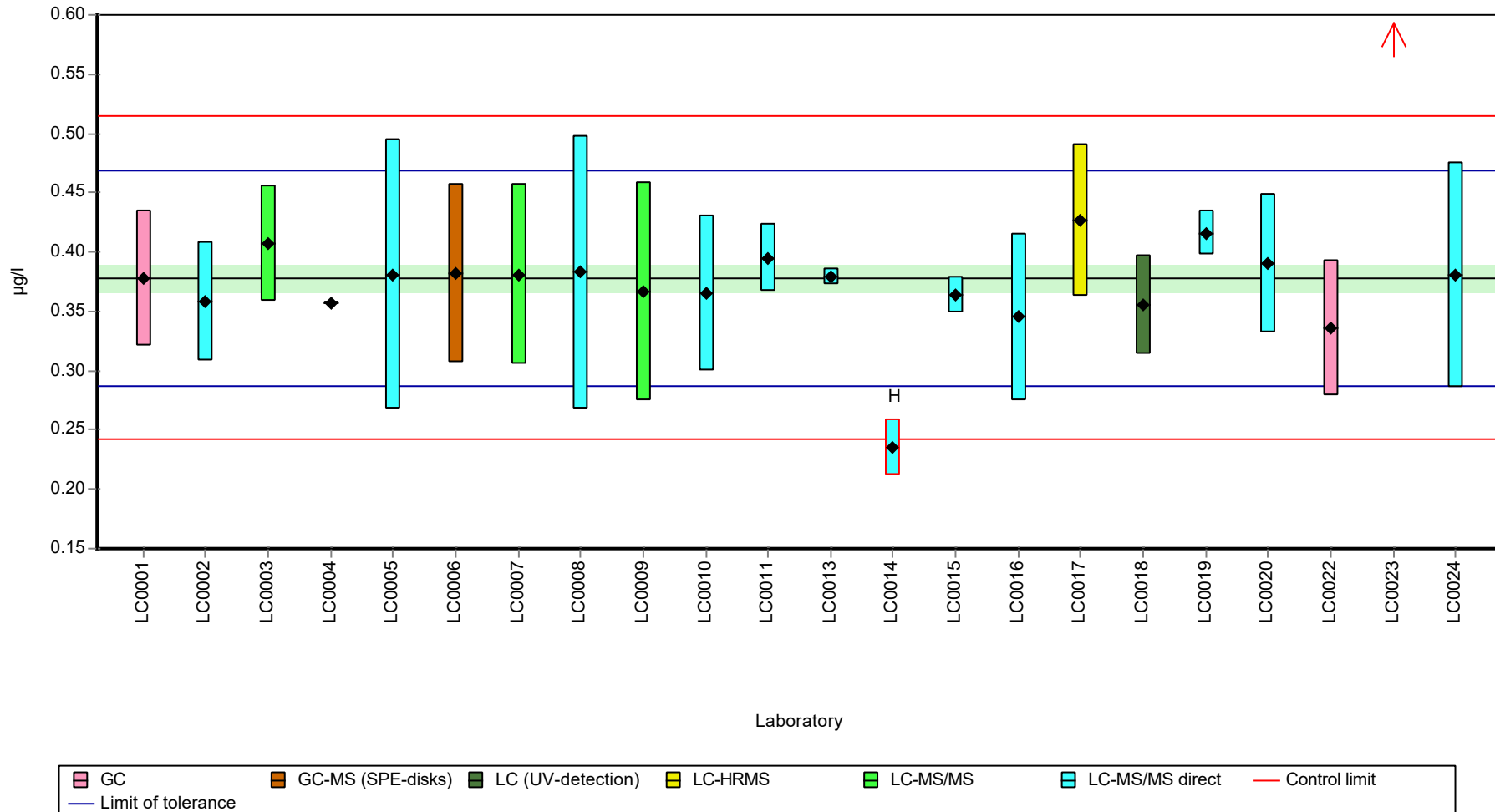
	all results	without outliers	Unit
Mean ± CI (99%)	13.1 ± 38.1	0.377 ± 0.0153	µg/l
Minimum	0.235	0.336	µg/l
Maximum	280	0.427	µg/l
Standard deviation	59.6	0.0228	µg/l
rel. standard deviation	456	6.03	%
n	22	20	-

Parameter oriented report Pesticides H112

Sample: H112B, Parameter: Atrazine-desethyl

Graphical presentation of results

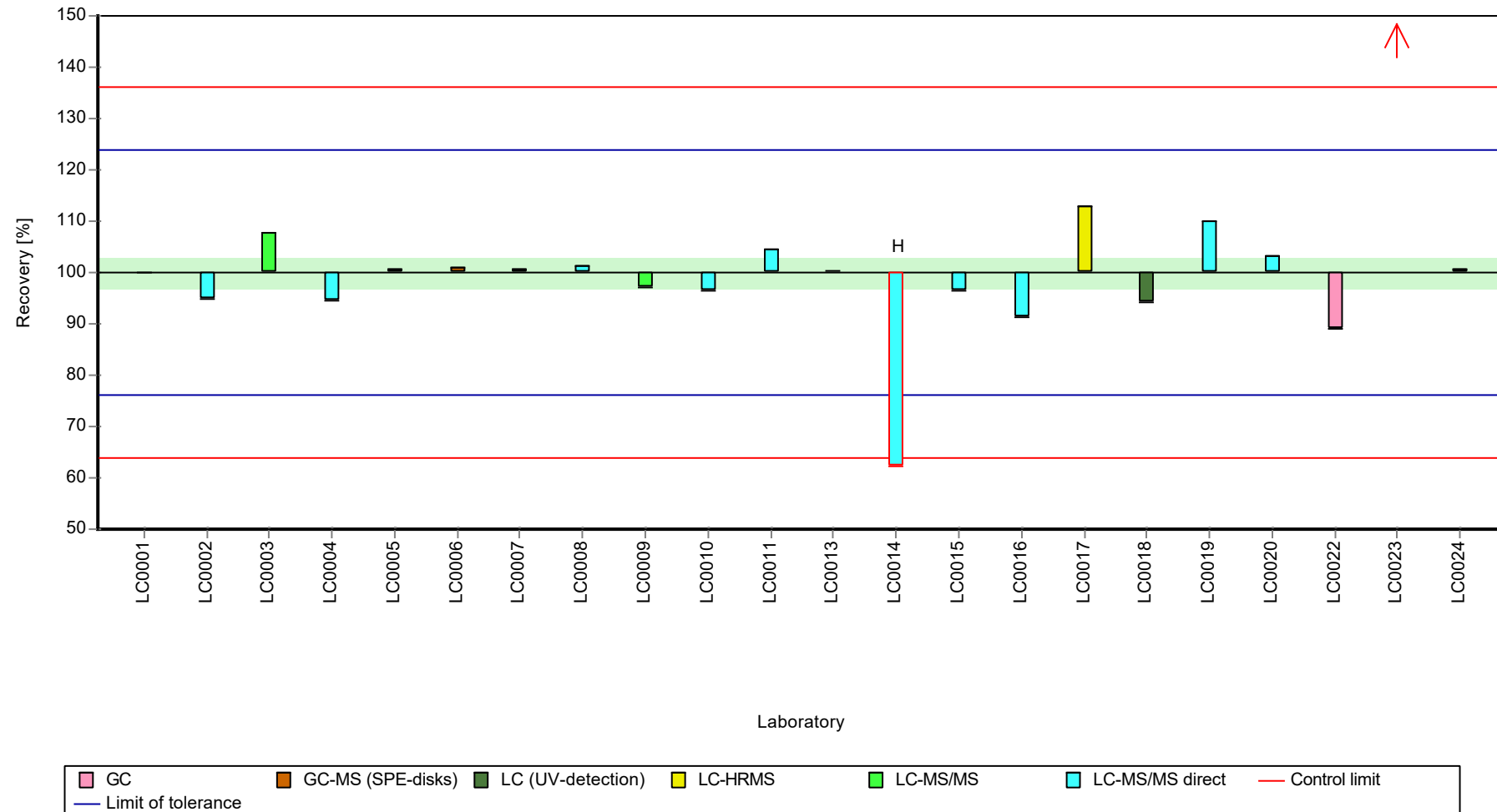
Results



Parameter oriented report Pesticides H112

Sample: H112B, Parameter: Atrazine-desethyl

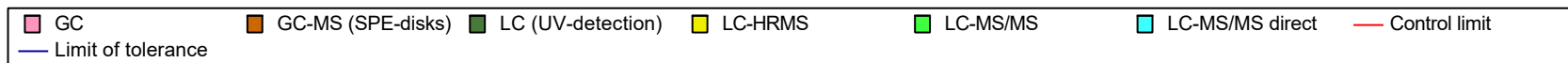
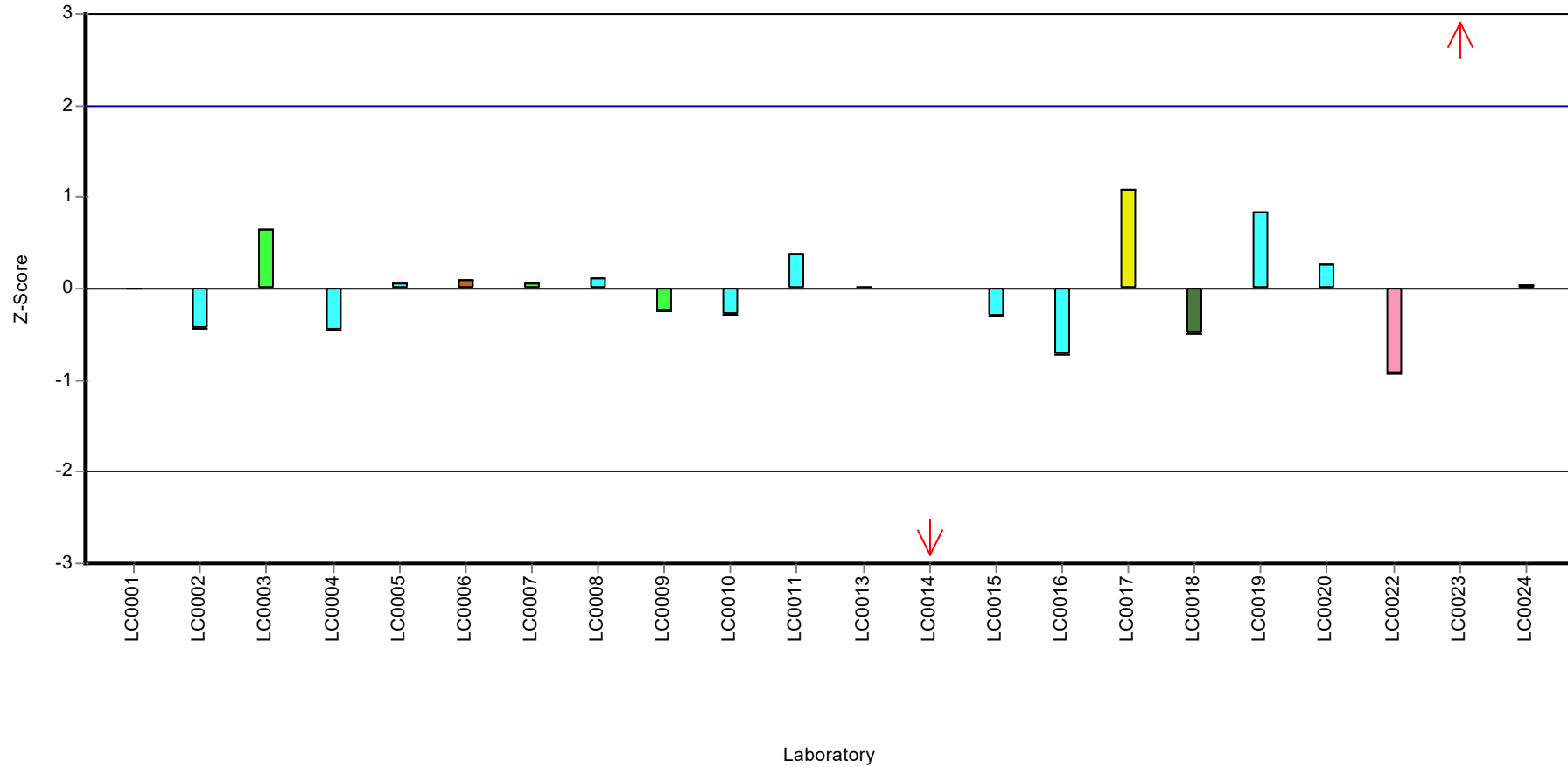
Recovery rate



Parameter oriented report Pesticides H112

Sample: H112B, Parameter: Atrazine-desethyl

Z-score



Parameter oriented report Pesticides H112

Sample: H112A, Parameter: Atrazine-desethyl-desisopropyl

Parameter oriented report

H112 A

Atrazine-desethyl-desisopropyl

Unit	µg/l
Assigned value ± U (k=2)	-
Criterion	-
Minimum - Maximum	0.281 - 0.352
Control test value ± U (k=2)	0.2660 ± 0.04

Labcode	Result	± U	Recovery [%]	z-score	Comments
LC0001	0.281	0.042	-	-	
LC0002	-	-	-	-	
LC0003	-	-	-	-	
LC0004	0.3	0.0004	-	-	
LC0005	-	-	-	-	
LC0006	0.509	0.102	-	-	H
LC0007	-	-	-	-	
LC0008	-	-	-	-	
LC0009	-	-	-	-	
LC0010	-	-	-	-	
LC0011	-	-	-	-	
LC0012	-	-	-	-	
LC0013	0.352	0.009	-	-	
LC0014	-	-	-	-	
LC0015	-	-	-	-	
LC0016	0.324	0.065	-	-	
LC0017	0.331	0.05	-	-	
LC0018	-	-	-	-	
LC0019	-	-	-	-	
LC0020	-	-	-	-	
LC0021	-	-	-	-	
LC0022	-	-	-	-	
LC0023	-	-	-	-	
LC0024	-	-	-	-	

Characteristics of parameter

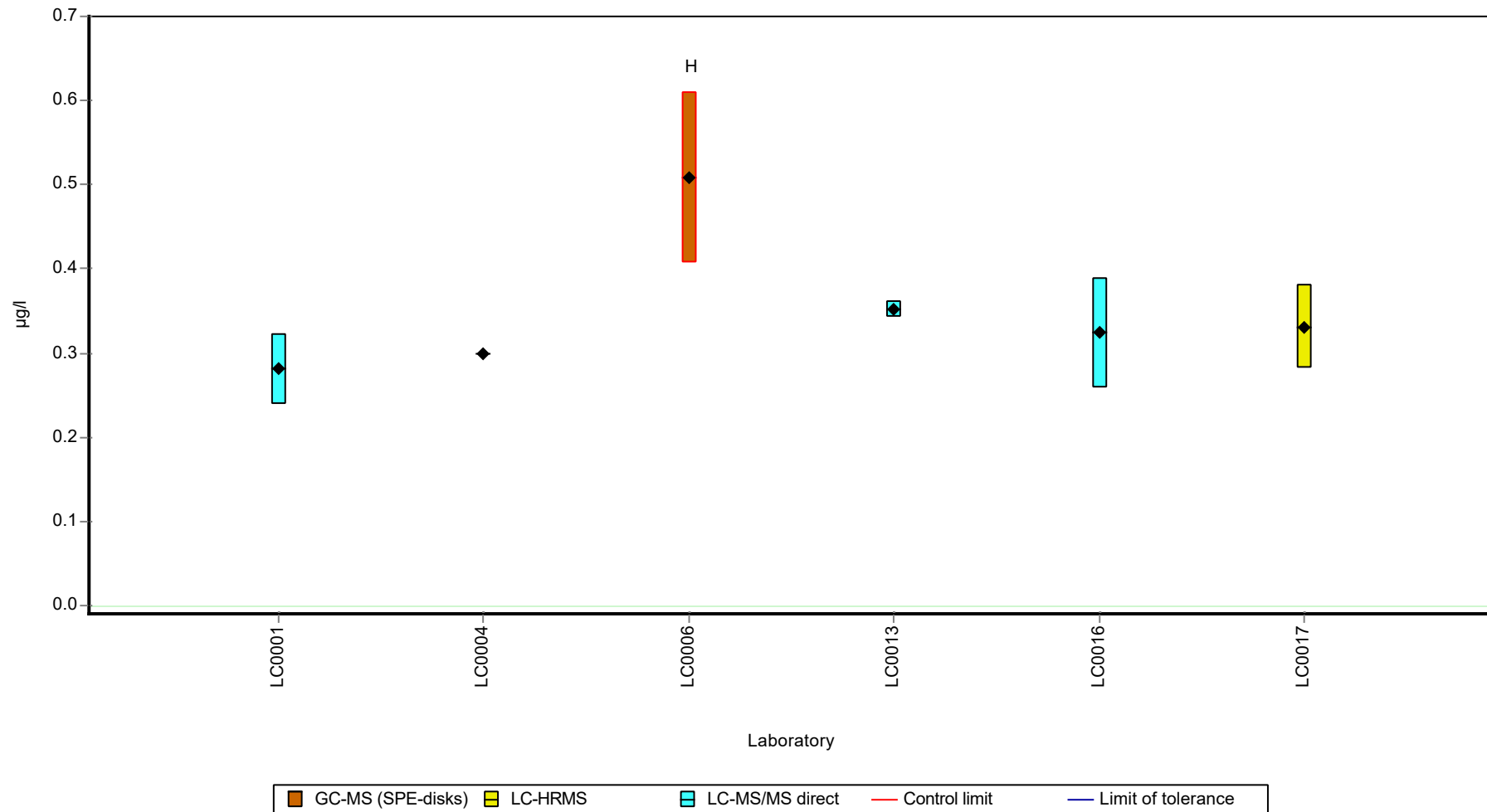
	all results	without outliers	Unit
Mean ± CI (99%)	0.349 ± 0.1	-	µg/l
Minimum	0.281	0.281	µg/l
Maximum	0.509	0.352	µg/l
Standard deviation	0.082	-	µg/l
rel. standard deviation	23.4	-	%
n	6	5	-

Parameter oriented report Pesticides H112

Sample: H112A, Parameter: Atrazine-desethyl-desisopropyl

Graphical presentation of results

Results



Parameter oriented report Pesticides H112

Sample: H112B, Parameter: Atrazine-desethyl-
desisopropyl

Parameter oriented report

H112 B

Atrazine-desethyl-desisopropyl

Unit	µg/l
Assigned value ± U (k=2)	0.462 ± 0.0744
Criterion	0.143 (31 %)
Minimum - Maximum	0.384 - 0.635
Control test value ± U (k=2)	0.4500 ± 0.0674

Labcode	Result	± U	Recovery [%]	z-score	Comments
LC0001	0.384	0.058	83.1	-0.55	
LC0002	-	-	-	-	
LC0003	-	-	-	-	
LC0004	0.401	0.0005	86.8	-0.43	
LC0005	-	-	-	-	
LC0006	0.635	0.127	137	1.21	
LC0007	-	-	-	-	
LC0008	-	-	-	-	
LC0009	-	-	-	-	
LC0010	-	-	-	-	
LC0011	-	-	-	-	
LC0012	-	-	-	-	
LC0013	0.427	0.009	92.4	-0.24	
LC0014	-	-	-	-	
LC0015	-	-	-	-	
LC0016	0.446	0.089	96.5	-0.11	
LC0017	0.479	0.072	104	0.12	
LC0018	-	-	-	-	
LC0019	-	-	-	-	
LC0020	-	-	-	-	
LC0021	-	-	-	-	
LC0022	-	-	-	-	
LC0023	-	-	-	-	
LC0024	-	-	-	-	

Characteristics of parameter

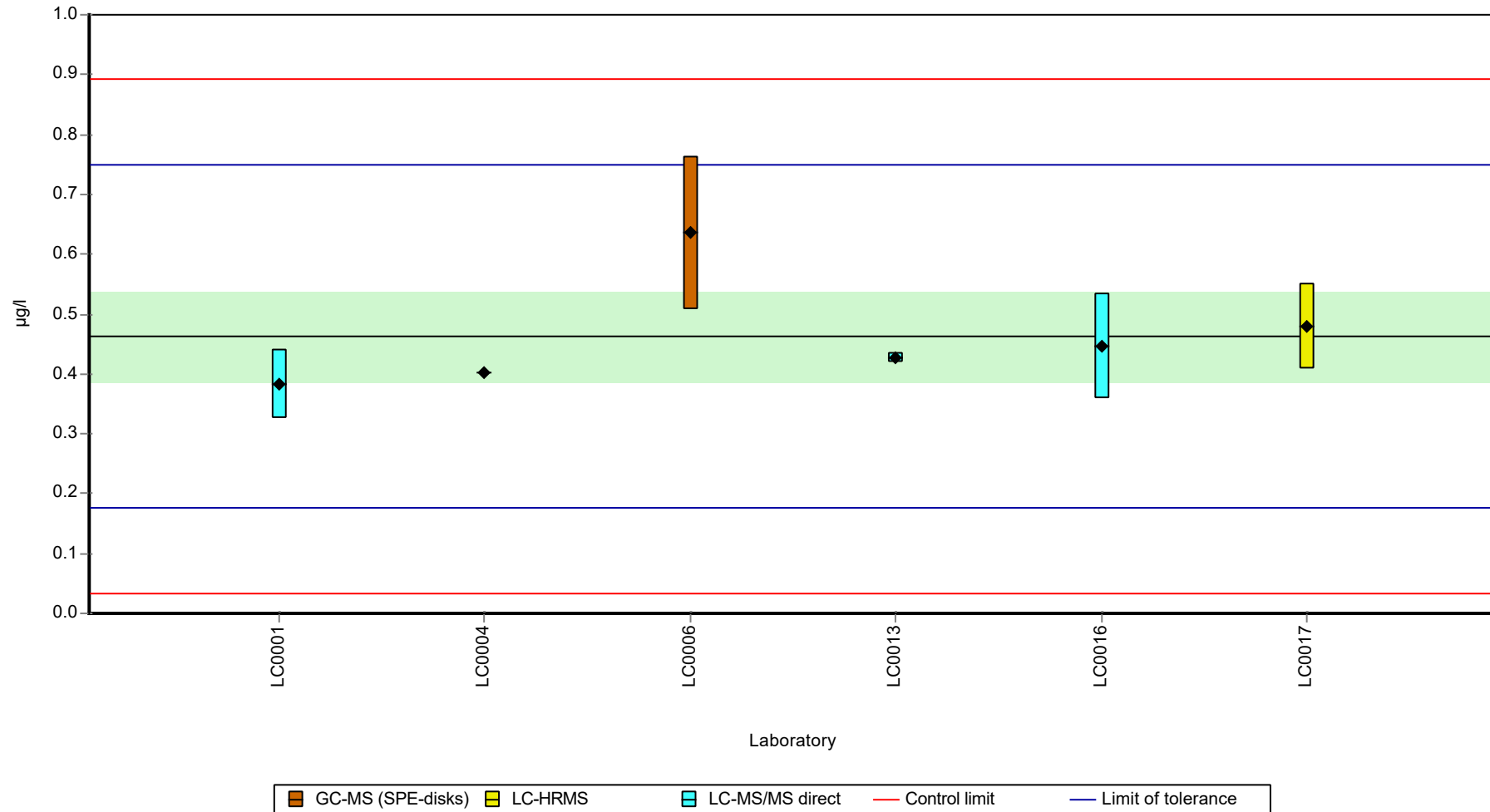
	all results	without outliers	Unit
Mean ± CI (99%)	0.462 ± 0.112	0.462 ± 0.112	µg/l
Minimum	0.384	0.384	µg/l
Maximum	0.635	0.635	µg/l
Standard deviation	0.0911	0.0911	µg/l
rel. standard deviation	19.7	19.7	%
n	6	6	-

Parameter oriented report Pesticides H112

Sample: H112B, Parameter: Atrazine-desethyl-desisopropyl

Graphical presentation of results

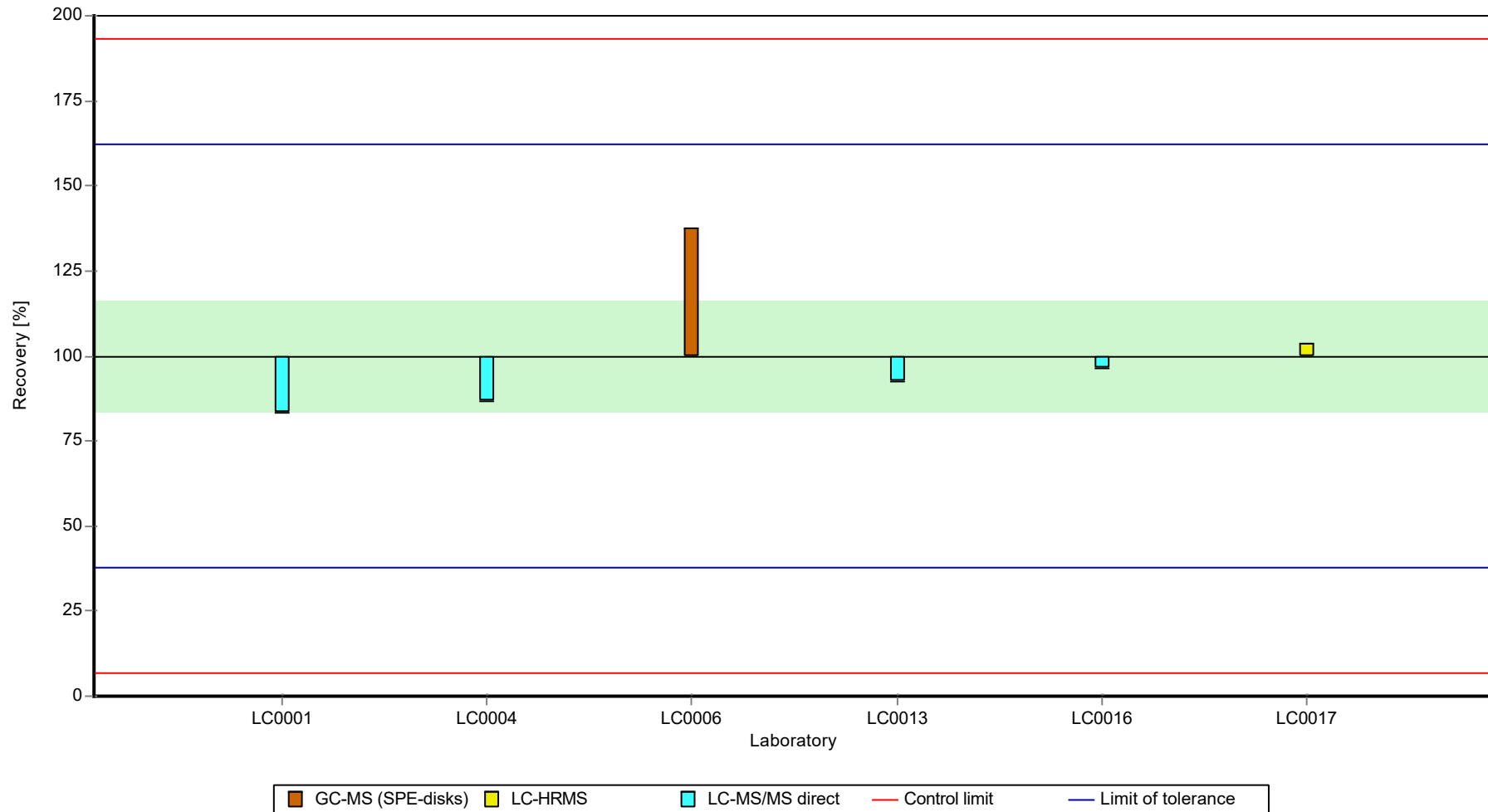
Results



Parameter oriented report Pesticides H112

Sample: H112B, Parameter: Atrazine-desethyl-desisopropyl

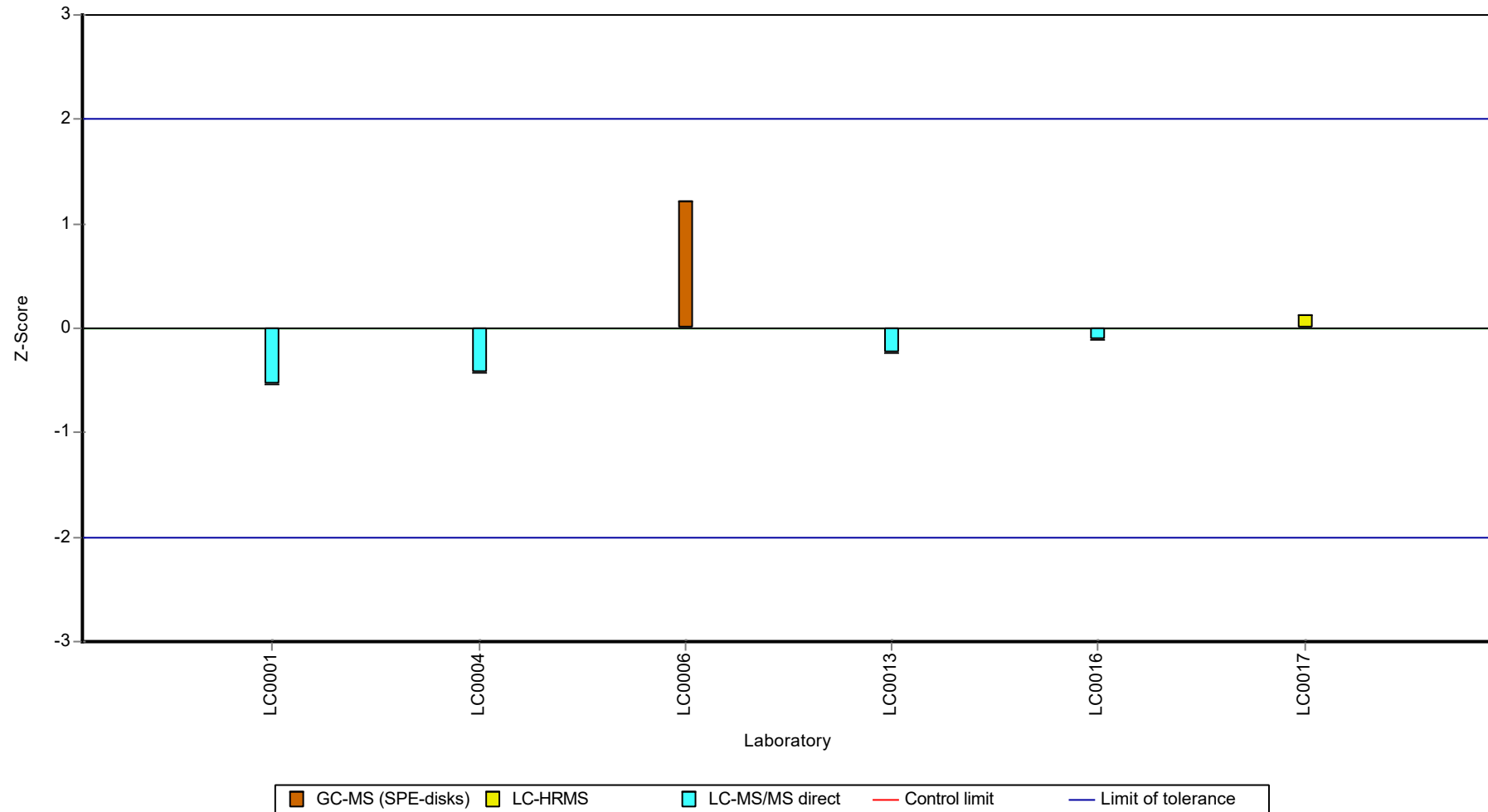
Recovery rate



Parameter oriented report Pesticides H112

Sample: H112B, Parameter: Atrazine-desethyl-desisopropyl

Z-score



Parameter oriented report Pesticides H112

Sample: H112A, Parameter: Atrazine-desisopropyl

Parameter oriented report

H112 A

Atrazine-desisopropyl

Unit	µg/l
Assigned value ± U (k=2)	0.39 ± 0.0172
Criterion	0.0546 (14 %)
Minimum - Maximum	0.341 - 0.493
Control test value ± U (k=2)	0.3160 ± 0.0473

Labcode	Result	± U	Recovery [%]	z-score	Comments
LC0001	0.367	0.055	94	-0.43	
LC0002	0.391	0.052	100	0.01	
LC0003	0.423	0.0551	108	0.6	
LC0004	0.373	0.0007	95.6	-0.32	
LC0005	0.395	0.118	101	0.09	
LC0006	0.357	0.071	91.5	-0.61	
LC0007	0.37	0.074	94.8	-0.37	
LC0008	0.407	0.122	104	0.31	
LC0009	0.397	0.079	102	0.12	
LC0010	0.395	0.071	101	0.09	
LC0011	0.407	0.035	104	0.31	
LC0012	-	-	-	-	
LC0013	0.341	0.006	87.4	-0.9	
LC0014	0.358	0.036	91.7	-0.59	
LC0015	0.36	0.024	92.2	-0.55	
LC0016	0.353	0.071	90.5	-0.68	
LC0017	0.392	0.059	100	0.03	
LC0018	0.344	0.042	88.1	-0.85	
LC0019	0.493	0.0123	126	1.88	
LC0020	0.402	0.06	103	0.21	
LC0021	-	-	-	-	
LC0022	-	-	-	-	
LC0023	-	-	-	-	
LC0024	0.45	0.112	115	1.09	

Characteristics of parameter

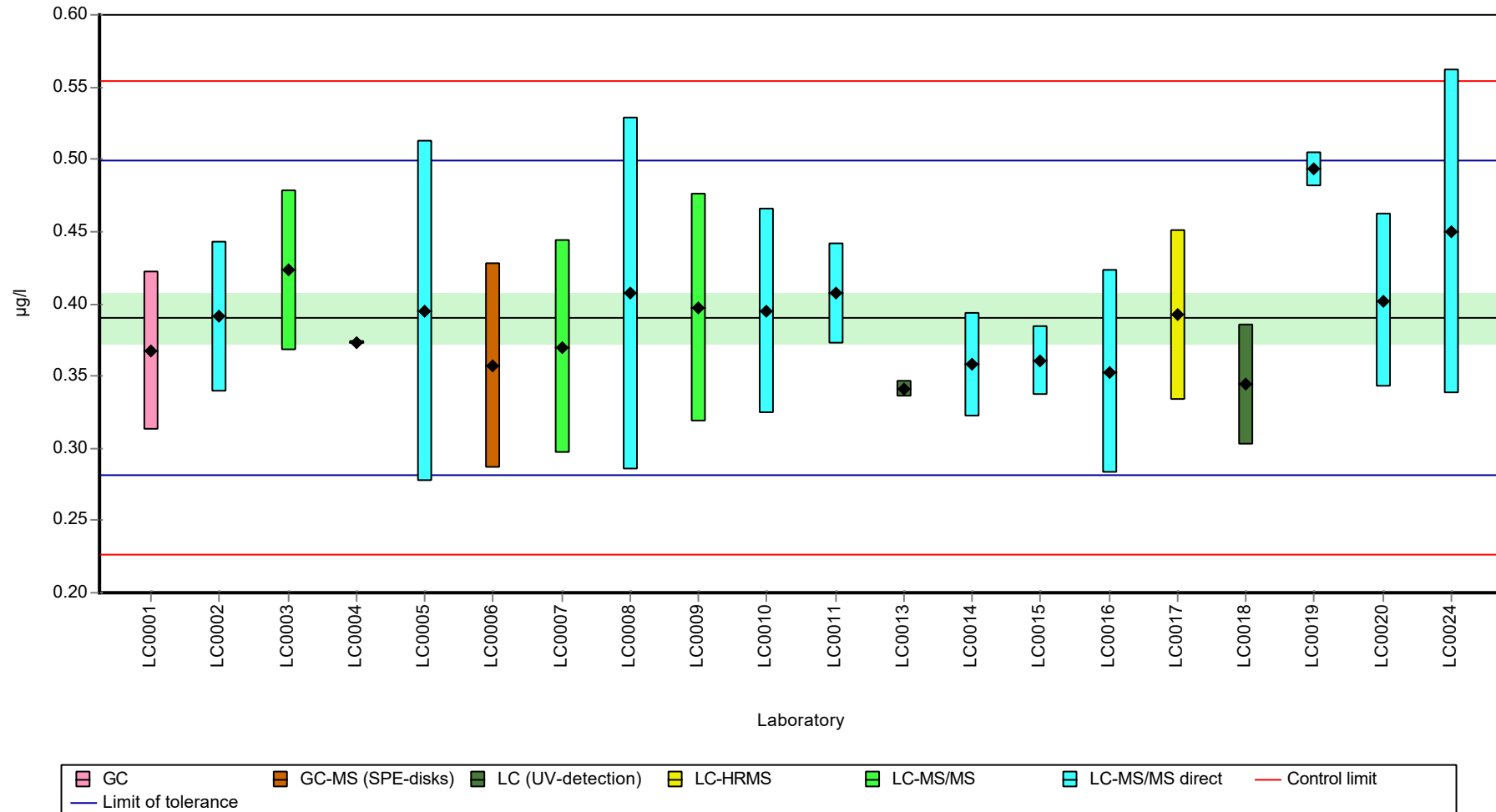
	all results	without outliers	Unit
Mean ± CI (99%)	0.389 ± 0.0249	0.389 ± 0.0249	µg/l
Minimum	0.341	0.341	µg/l
Maximum	0.493	0.493	µg/l
Standard deviation	0.0371	0.0371	µg/l
rel. standard deviation	9.55	9.55	%
n	20	20	-

Parameter oriented report Pesticides H112

Sample: H112A, Parameter: Atrazine-desisopropyl

Graphical presentation of results

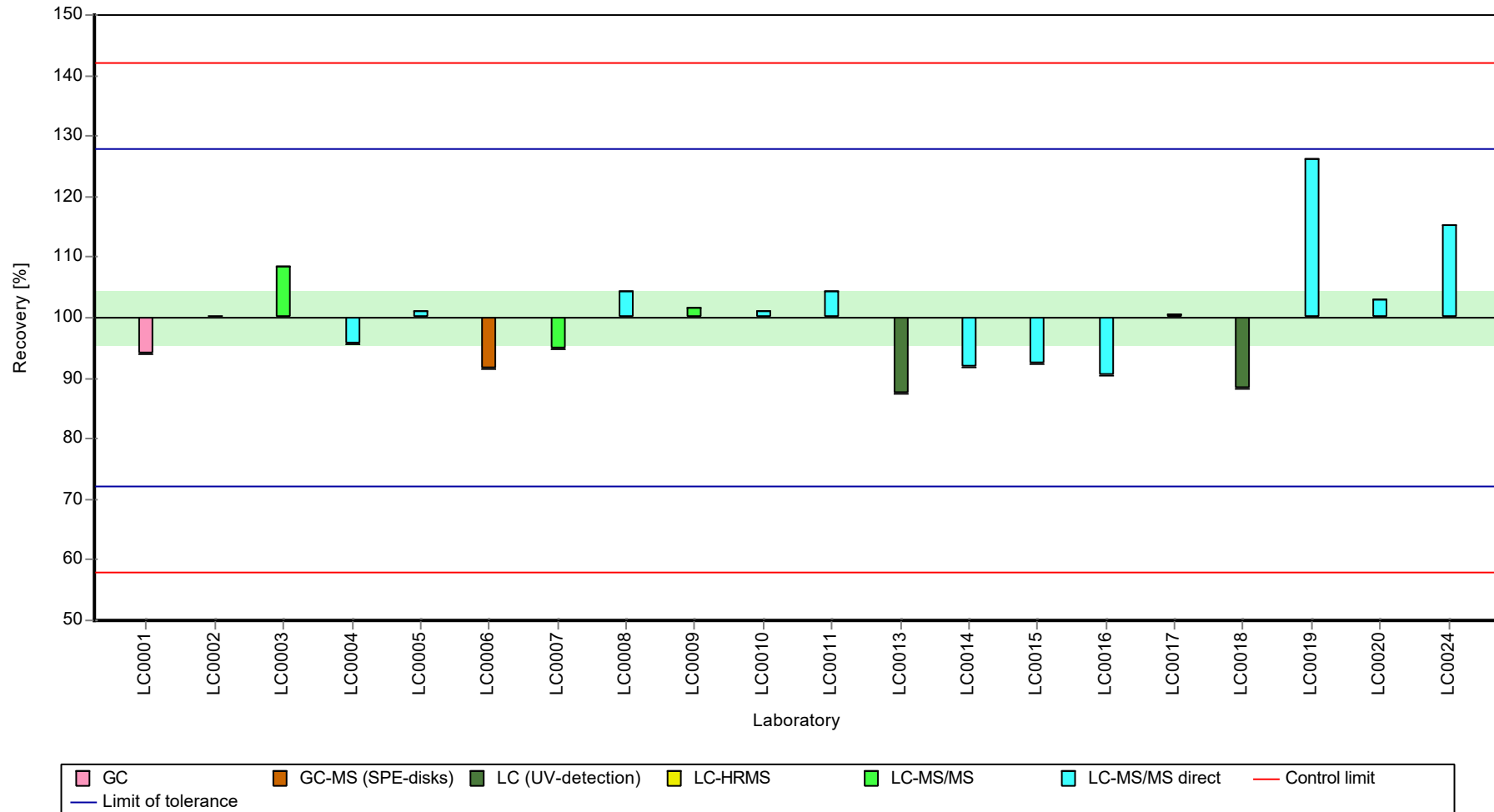
Results



Parameter oriented report Pesticides H112

Sample: H112A, Parameter: Atrazine-desisopropyl

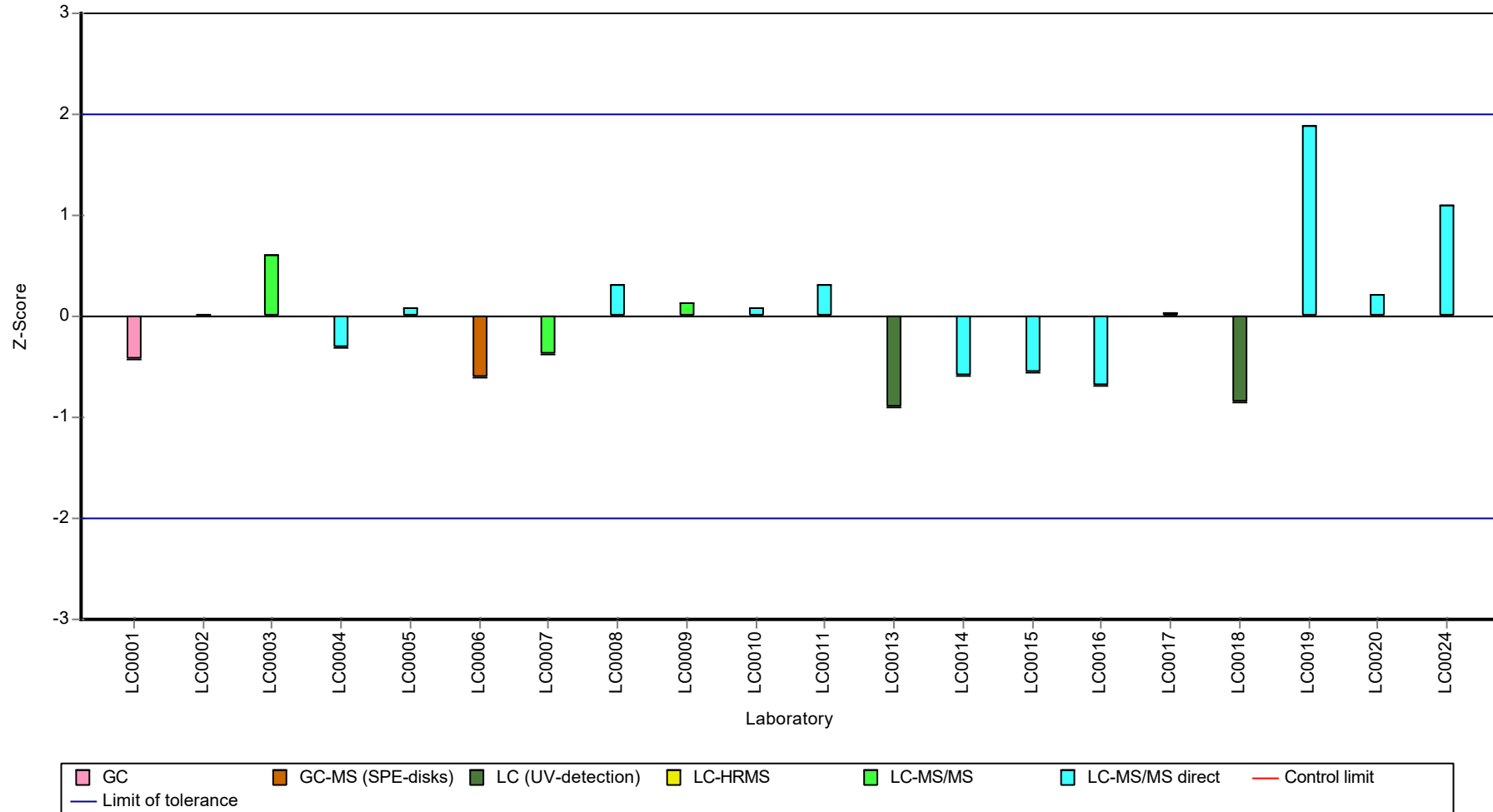
Recovery rate



Parameter oriented report Pesticides H112

Sample: H112A, Parameter: Atrazine-desisopropyl

Z-score



Parameter oriented report Pesticides H112

Sample: H112B, Parameter: Atrazine-desisopropyl

Parameter oriented report

H112 B

Atrazine-desisopropyl

Unit	µg/l
Assigned value ± U (k=2)	0.814 ± 0.0348
Criterion	0.114 (14 %)
Minimum - Maximum	0.665 - 0.947
Control test value ± U (k=2)	0.6600 ± 0.0989

Labcode	Result	± U	Recovery [%]	z-score	Comments
LC0001	0.665	0.1	81.7	-1.31	
LC0002	0.847	0.16	104	0.29	
LC0003	0.912	0.2188	112	0.86	
LC0004	0.749	0.0015	92	-0.57	
LC0005	0.827	0.248	102	0.12	
LC0006	0.752	0.15	92.4	-0.54	
LC0007	0.808	0.162	99.3	-0.05	
LC0008	0.81	0.243	99.5	-0.03	
LC0009	0.884	0.177	109	0.62	
LC0010	0.83	0.149	102	0.14	
LC0011	0.85	0.073	104	0.32	
LC0012	-	-	-	-	
LC0013	0.737	0.013	90.6	-0.67	
LC0014	0.743	0.074	91.3	-0.62	
LC0015	0.855	0.034	105	0.36	
LC0016	0.739	0.148	90.8	-0.66	
LC0017	0.926	0.139	114	0.98	
LC0018	0.739	0.09	90.8	-0.66	
LC0019	0.947	0.149	116	1.17	
LC0020	0.87	0.13	107	0.49	
LC0021	-	-	-	-	
LC0022	-	-	-	-	
LC0023	-	-	-	-	
LC0024	0.826	0.206	102	0.11	

Characteristics of parameter

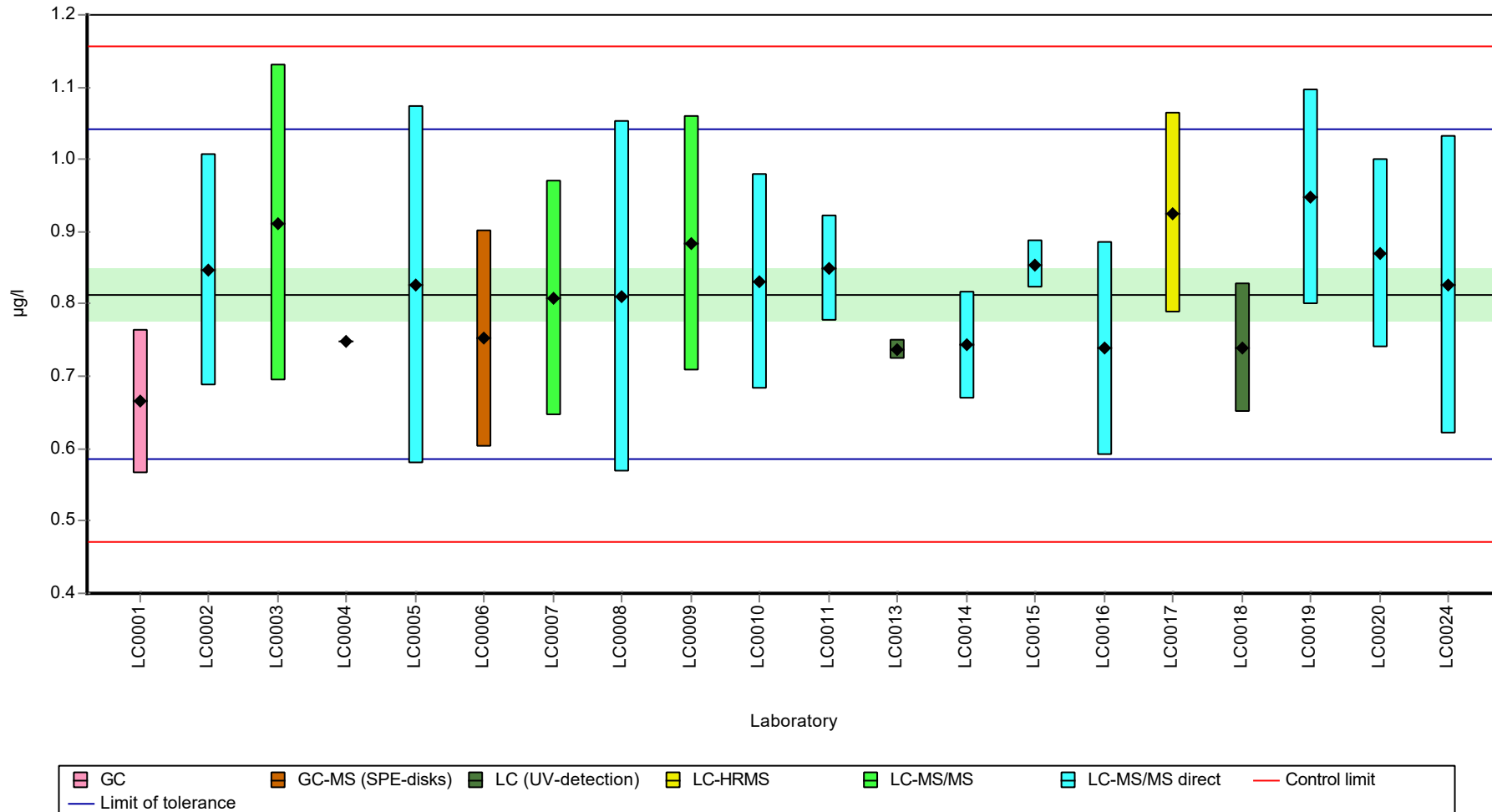
	all results	without outliers	Unit
Mean ± CI (99%)	0.816 ± 0.0499	0.816 ± 0.0499	µg/l
Minimum	0.665	0.665	µg/l
Maximum	0.947	0.947	µg/l
Standard deviation	0.0743	0.0743	µg/l
rel. standard deviation	9.11	9.11	%
n	20	20	-

Parameter oriented report Pesticides H112

Sample: H112B, Parameter: Atrazine-desisopropyl

Graphical presentation of results

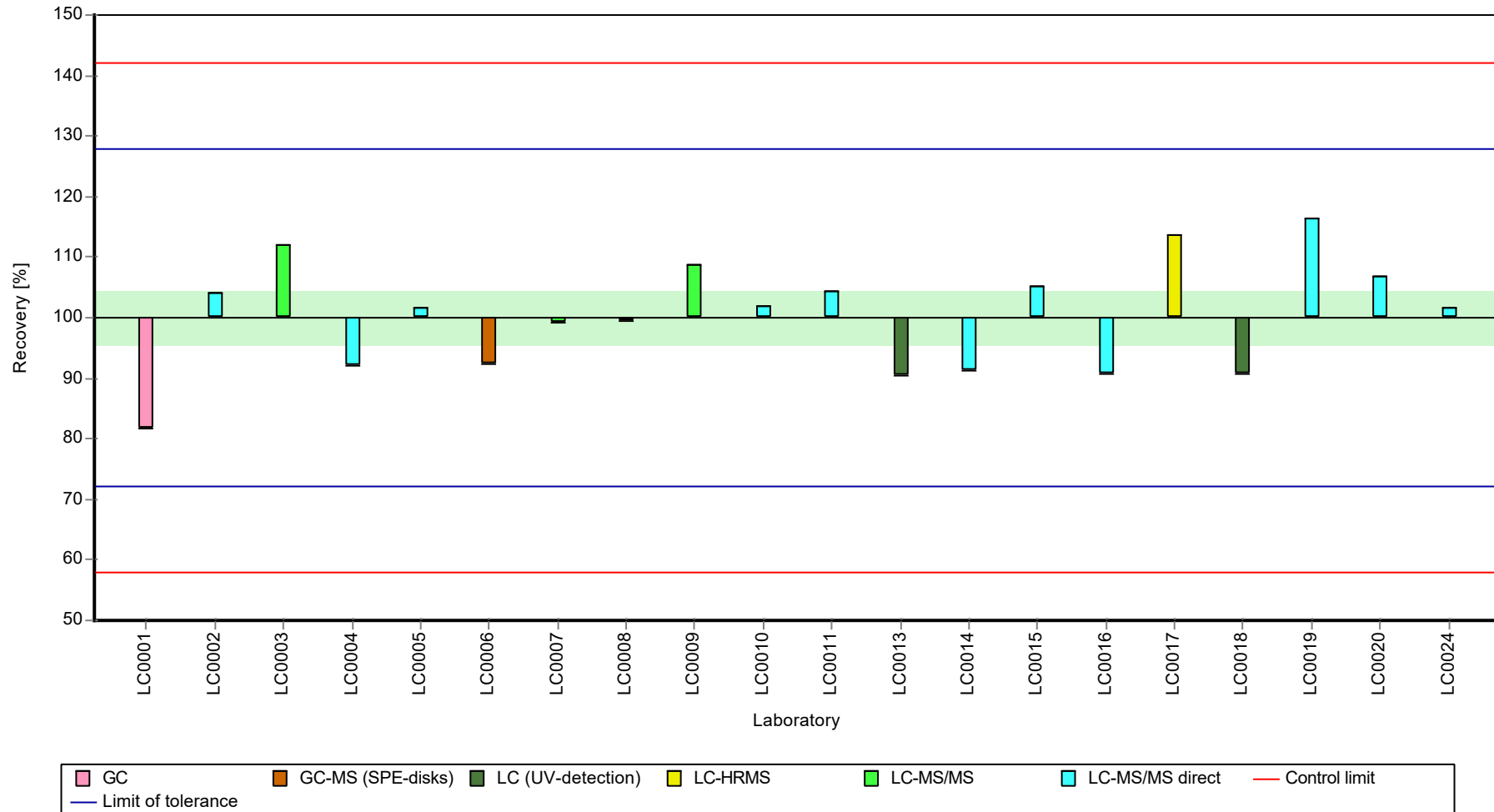
Results



Parameter oriented report Pesticides H112

Sample: H112B, Parameter: Atrazine-desisopropyl

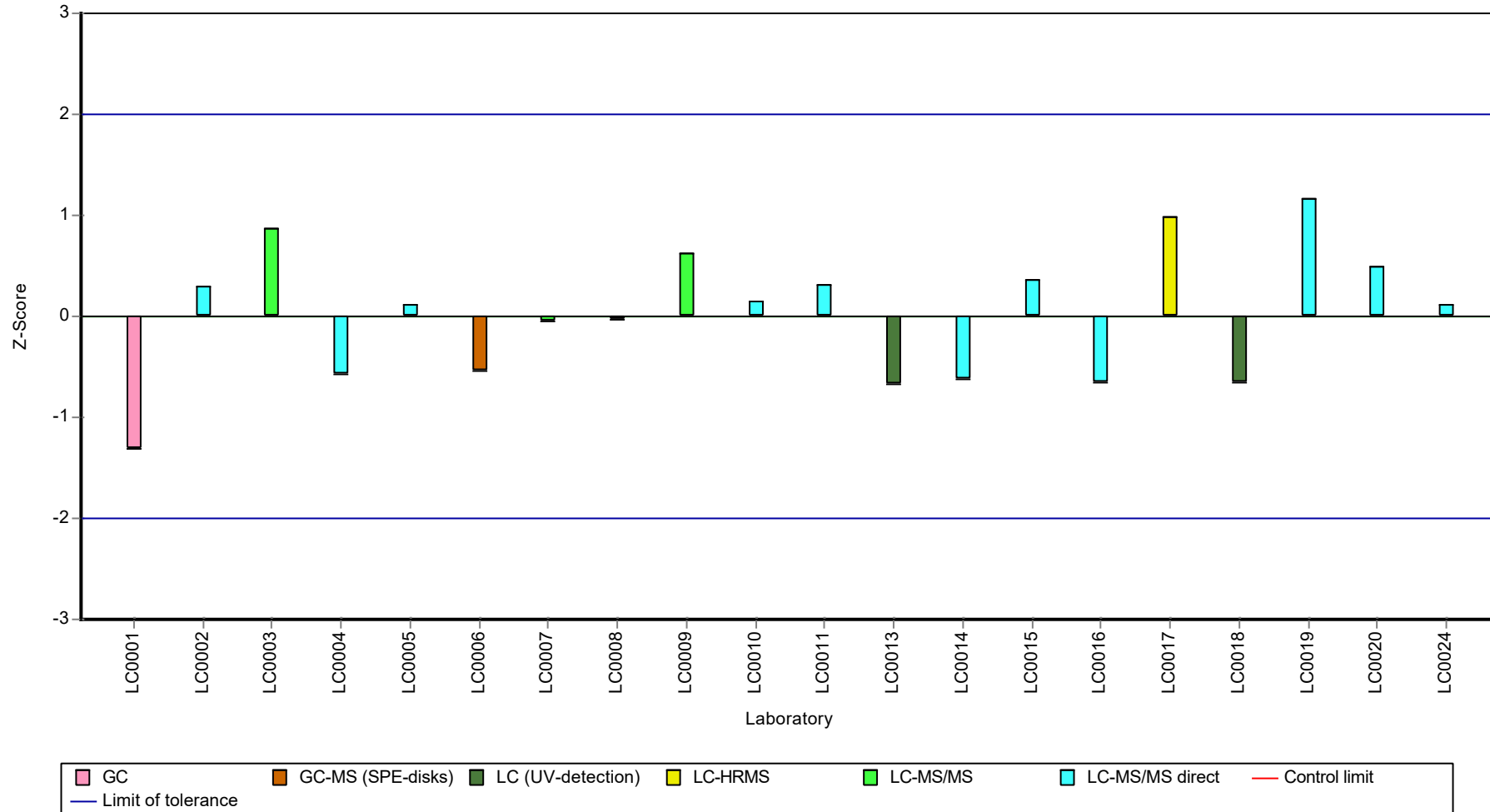
Recovery rate



Parameter oriented report Pesticides H112

Sample: H112B, Parameter: Atrazine-desisopropyl

Z-score



Parameter oriented report Pesticides H112

Sample: H112A, Parameter: Bromacil

Parameter oriented report

H112 A

Bromacil

Unit	µg/l
Assigned value ± U (k=2)	0.182 ± 0.00763
Criterion	0.0255 (14 %)
Minimum - Maximum	0.161 - 0.208
Control test value ± U (k=2)	0.1370 ± 0.0205

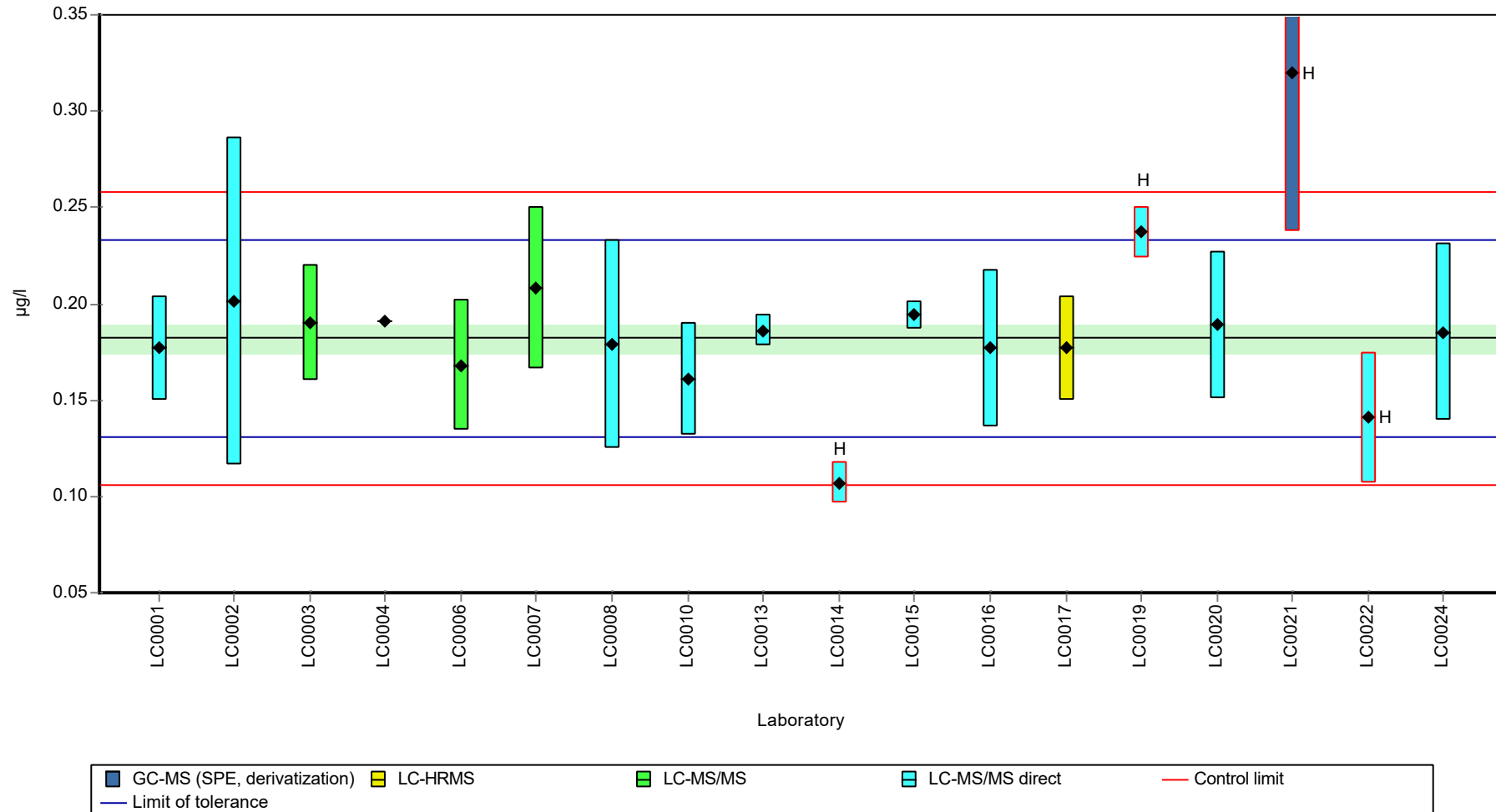
Labcode	Result	± U	Recovery [%]	z-score	Comments
LC0001	0.177	0.027	97.3	-0.2	
LC0002	0.201	0.085	110	0.75	
LC0003	0.19	0.0304	104	0.31	
LC0004	0.191	0.0001	105	0.35	
LC0005	-	-	-	-	
LC0006	0.168	0.034	92.3	-0.55	
LC0007	0.208	0.042	114	1.02	
LC0008	0.179	0.054	98.4	-0.12	
LC0009	-	-	-	-	
LC0010	0.161	0.029	88.5	-0.82	
LC0011	-	-	-	-	
LC0012	-	-	-	-	
LC0013	0.186	0.008	102	0.16	
LC0014	0.107	0.011	58.8	-2.94	H
LC0015	0.194	0.007	107	0.47	
LC0016	0.177	0.041	97.3	-0.2	
LC0017	0.177	0.027	97.3	-0.2	
LC0018	-	-	-	-	
LC0019	0.237	0.0136	130	2.16	H
LC0020	0.189	0.038	104	0.28	
LC0021	0.32	0.083	176	5.42	H
LC0022	0.141	0.034	77.5	-1.61	H
LC0023	-	-	-	-	
LC0024	0.185	0.046	102	0.12	

Characteristics of parameter

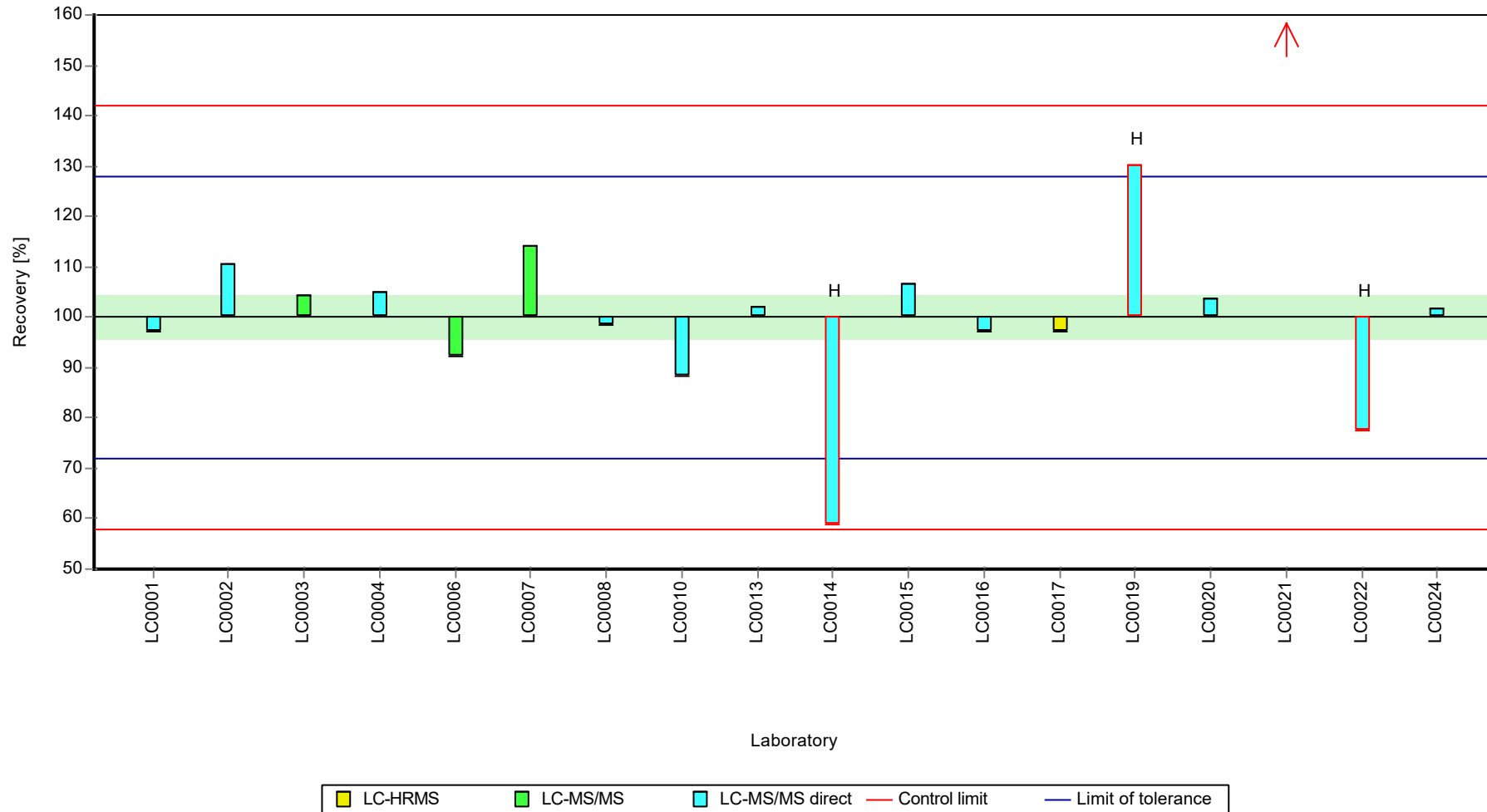
	all results	without outliers	Unit
Mean ± CI (99%)	0.188 ± 0.0301	0.185 ± 0.01	µg/l
Minimum	0.107	0.161	µg/l
Maximum	0.32	0.208	µg/l
Standard deviation	0.0426	0.0125	µg/l
rel. standard deviation	22.6	6.78	%
n	18	14	-

Graphical presentation of results

Results



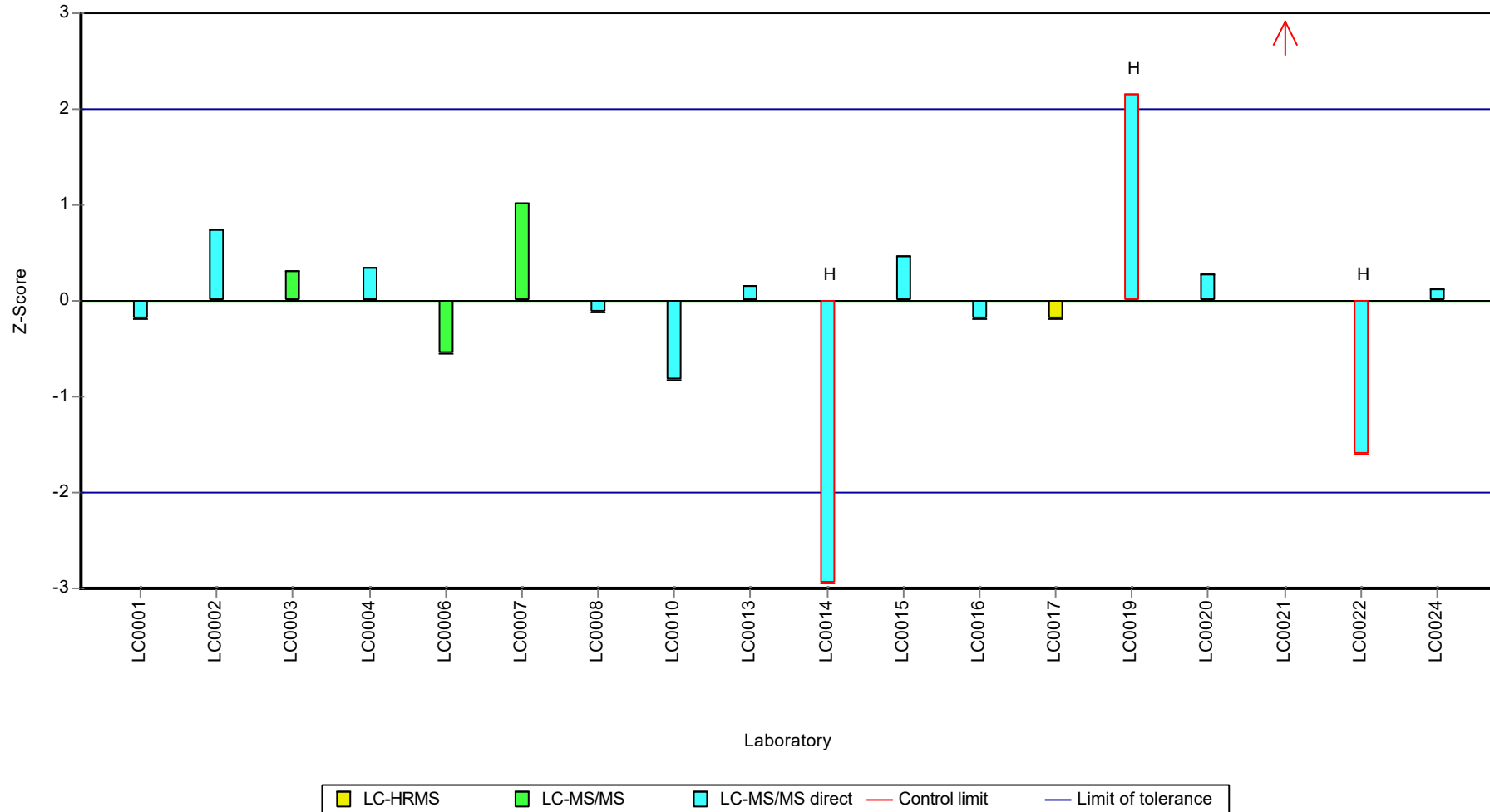
Recovery rate



Parameter oriented report Pesticides H112

Sample: H112A, Parameter: Bromacil

Z-score



Parameter oriented report Pesticides H112

Sample: H112B, Parameter: Bromacil

Parameter oriented report

H112 B

Bromacil

Unit	µg/l
Assigned value ± U (k=2)	0.368 ± 0.0277
Criterion	0.0515 (14 %)
Minimum - Maximum	0.259 - 0.472
Control test value ± U (k=2)	0.2970 ± 0.0446

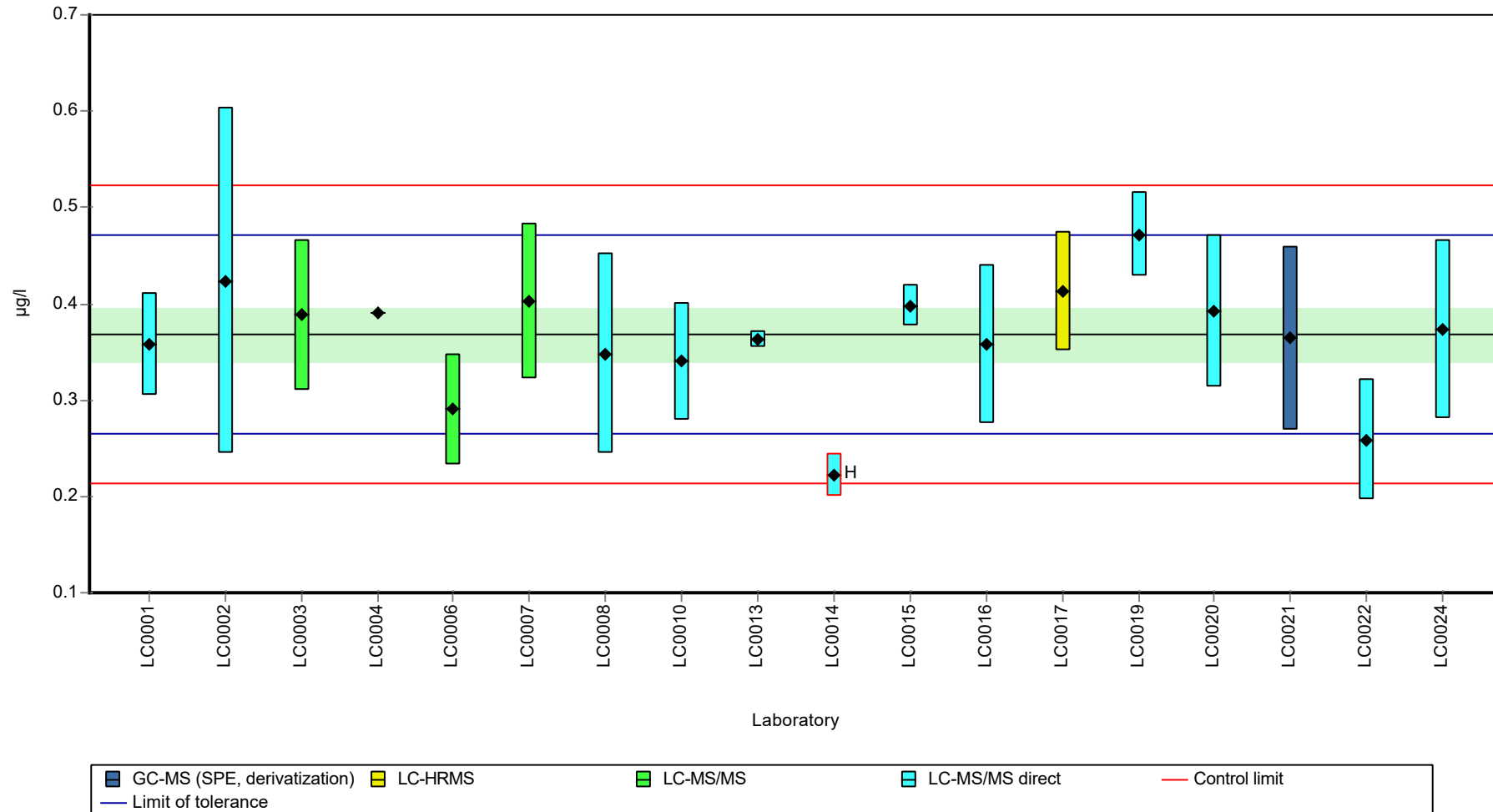
Labcode	Result	± U	Recovery [%]	z-score	Comments
LC0001	0.358	0.054	97.3	-0.19	
LC0002	0.424	0.18	115	1.09	
LC0003	0.388	0.0776	105	0.39	
LC0004	0.391	0.0004	106	0.45	
LC0005	-	-	-	-	
LC0006	0.29	0.058	78.8	-1.51	
LC0007	0.403	0.081	110	0.68	
LC0008	0.348	0.104	94.6	-0.39	
LC0009	-	-	-	-	
LC0010	0.34	0.061	92.4	-0.54	
LC0011	-	-	-	-	
LC0012	-	-	-	-	
LC0013	0.363	0.009	98.7	-0.1	
LC0014	0.222	0.022	60.3	-2.83	H
LC0015	0.398	0.021	108	0.58	
LC0016	0.358	0.082	97.3	-0.19	
LC0017	0.413	0.062	112	0.88	
LC0018	-	-	-	-	
LC0019	0.472	0.0437	128	2.02	
LC0020	0.393	0.079	107	0.49	
LC0021	0.364	0.095	98.9	-0.08	
LC0022	0.259	0.062	70.4	-2.11	
LC0023	-	-	-	-	
LC0024	0.374	0.093	102	0.12	

Characteristics of parameter

	all results	without outliers	Unit
Mean ± CI (99%)	0.364 ± 0.0421	0.373 ± 0.0358	µg/l
Minimum	0.222	0.259	µg/l
Maximum	0.472	0.472	µg/l
Standard deviation	0.0595	0.0492	µg/l
rel. standard deviation	16.3	13.2	%
n	18	17	-

Graphical presentation of results

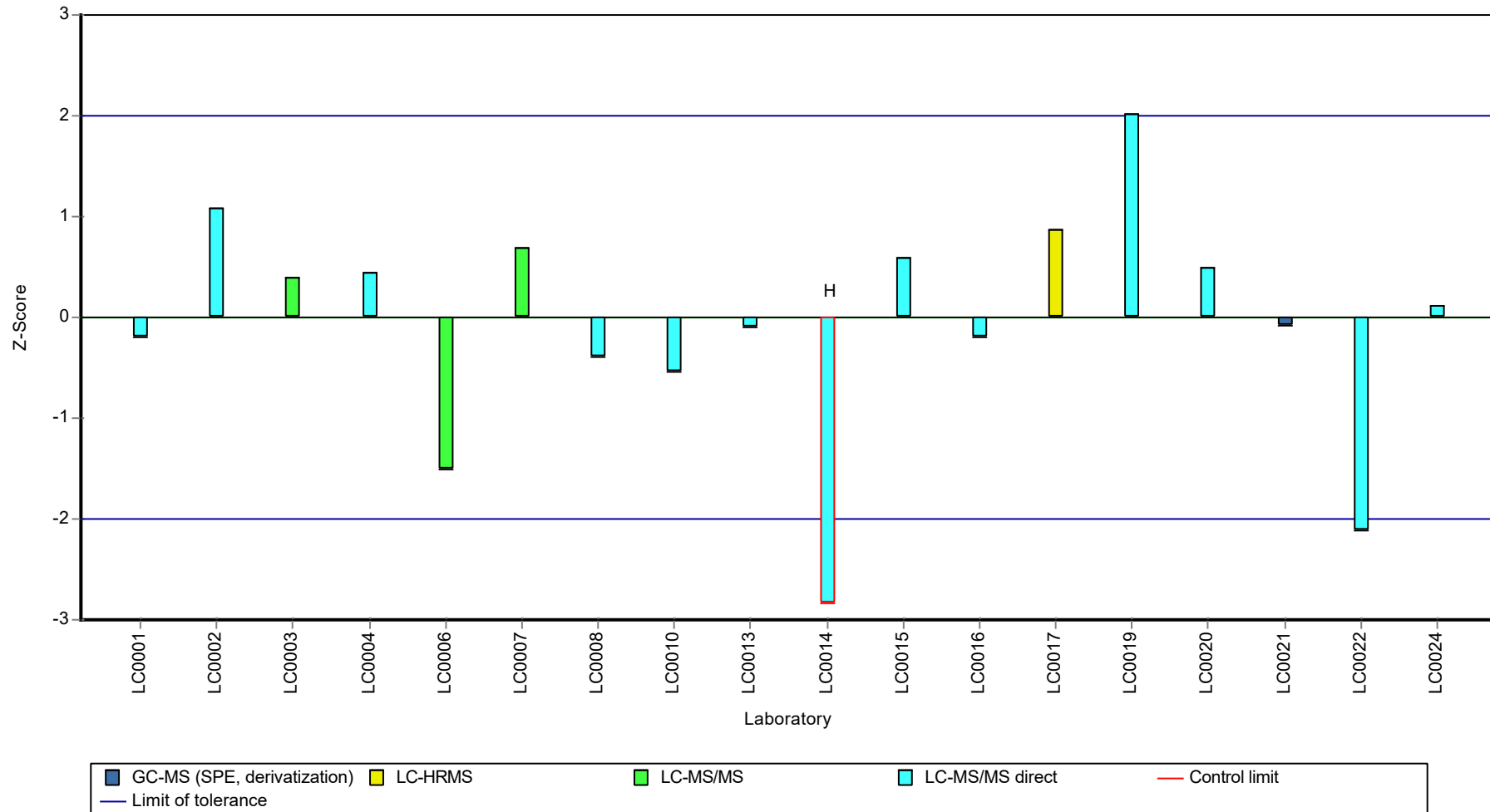
Results



Parameter oriented report Pesticides H112

Sample: H112B, Parameter: Bromacil

Z-score



Parameter oriented report Pesticides H112

Sample: H112A, Parameter: Chloridazon

Parameter oriented report

H112 A

Chloridazon

Unit	µg/l
Assigned value ± U (k=2)	0.599 ± 0.0137
Criterion	0.0778 (13 %)
Minimum - Maximum	0.548 - 0.646
Control test value ± U (k=2)	0.5220 ± 0.0783

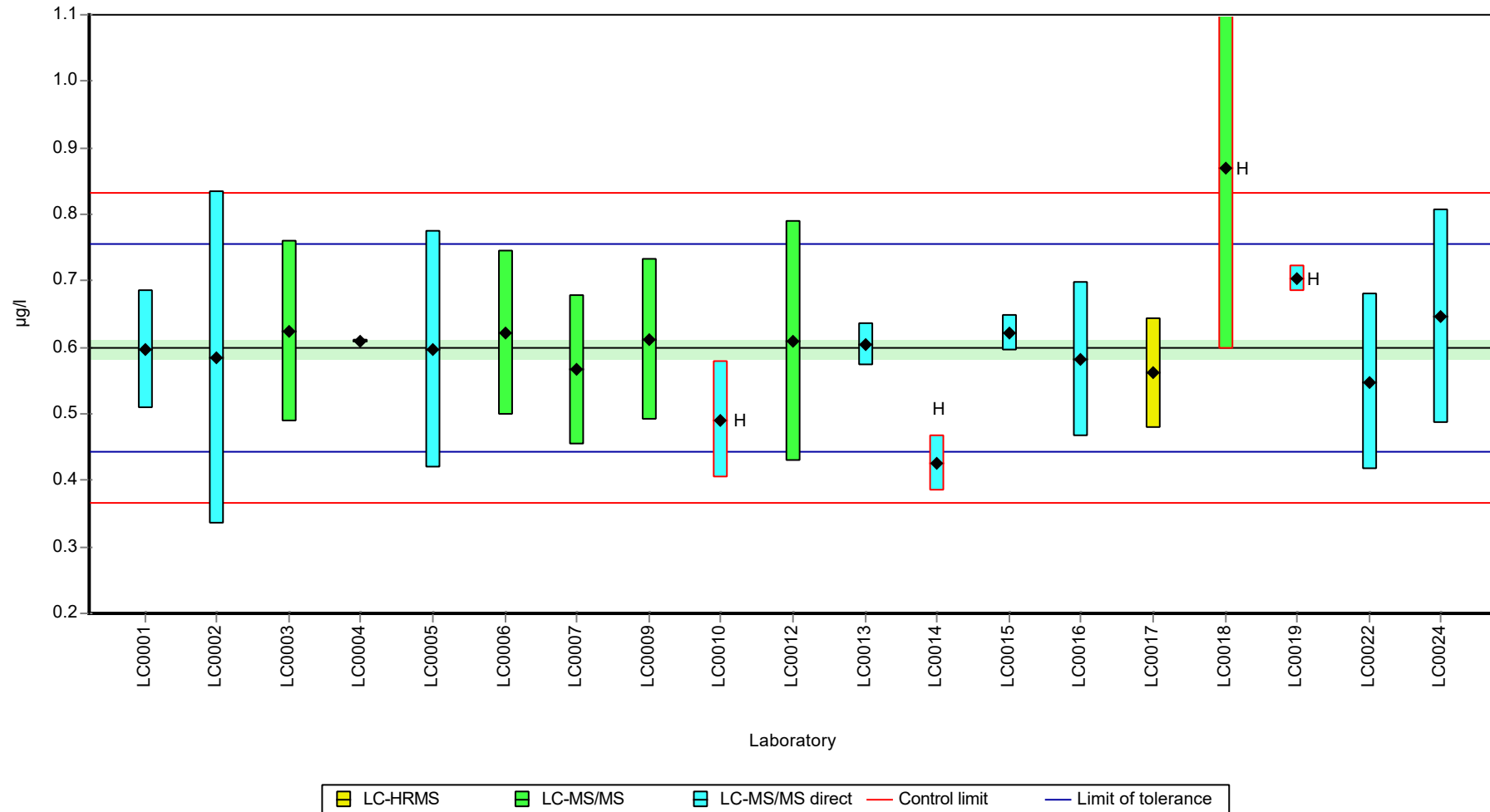
Labcode	Result	± U	Recovery [%]	z-score	Comments
LC0001	0.596	0.089	99.5	-0.04	
LC0002	0.584	0.25	97.5	-0.19	
LC0003	0.624	0.1372	104	0.33	
LC0004	0.609	0.0015	102	0.13	
LC0005	0.597	0.179	99.7	-0.02	
LC0006	0.622	0.124	104	0.3	
LC0007	0.566	0.113	94.5	-0.42	
LC0008	-	-	-	-	
LC0009	0.611	0.122	102	0.16	
LC0010	0.491	0.088	82	-1.38	H
LC0011	-	-	-	-	
LC0012	0.609	0.18	102	0.13	
LC0013	0.604	0.032	101	0.07	
LC0014	0.426	0.043	71.2	-2.22	H
LC0015	0.622	0.027	104	0.3	
LC0016	0.582	0.116	97.2	-0.21	
LC0017	0.561	0.084	93.7	-0.48	
LC0018	0.869	0.272	145	3.47	H
LC0019	0.704	0.02	118	1.35	H
LC0020	-	-	-	-	
LC0021	-	-	-	-	
LC0022	0.548	0.132	91.5	-0.65	
LC0023	-	-	-	-	
LC0024	0.646	0.162	108	0.61	

Characteristics of parameter

	all results	without outliers	Unit
Mean ± CI (99%)	0.604 ± 0.0596	0.599 ± 0.0206	µg/l
Minimum	0.426	0.548	µg/l
Maximum	0.869	0.646	µg/l
Standard deviation	0.0866	0.0266	µg/l
rel. standard deviation	14.3	4.45	%
n	19	15	-

Graphical presentation of results

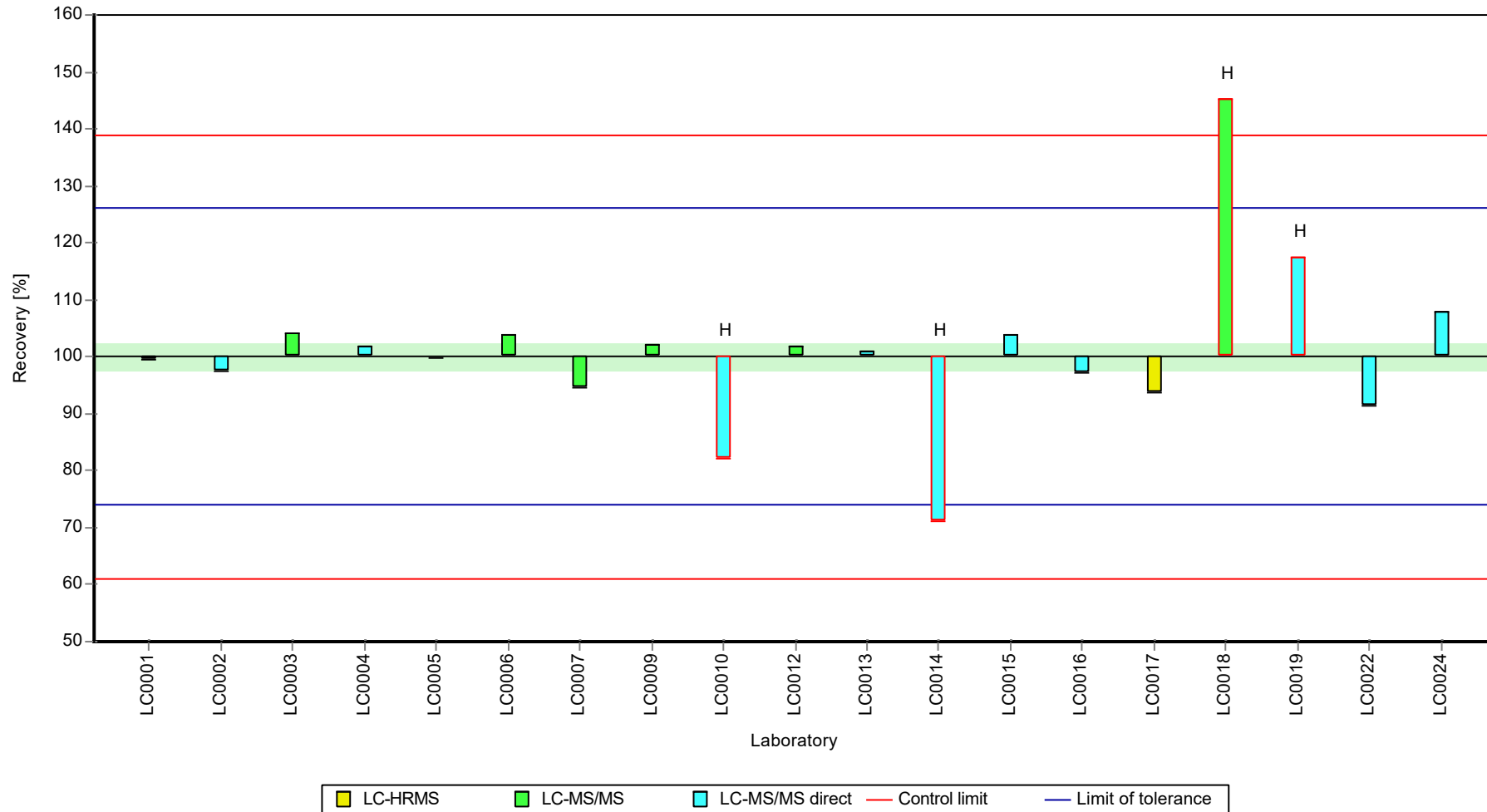
Results



Parameter oriented report Pesticides H112

Sample: H112A, Parameter: Chloridazon

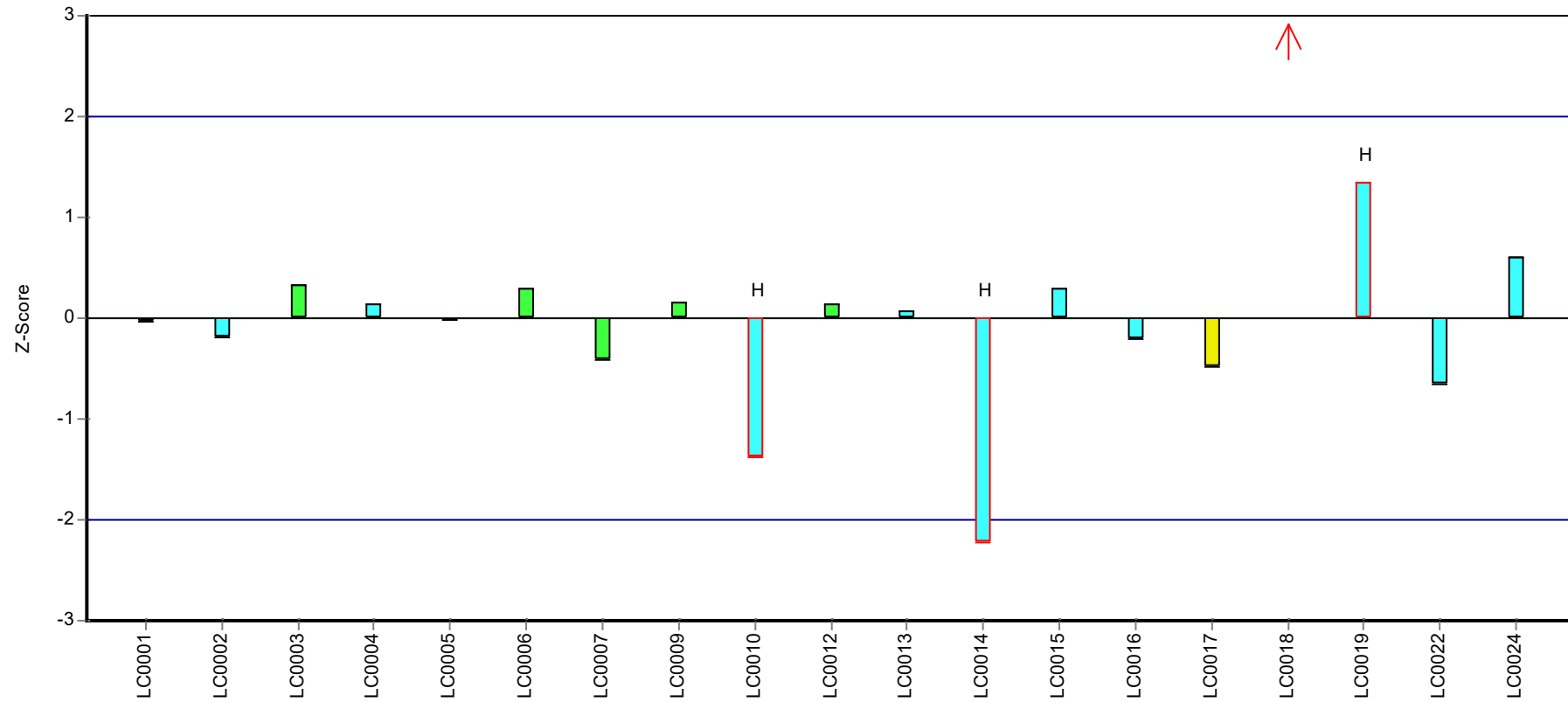
Recovery rate



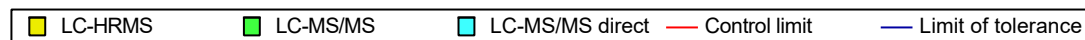
Parameter oriented report Pesticides H112

Sample: H112A, Parameter: Chloridazon

Z-score



Laboratory



Parameter oriented report Pesticides H112

Sample: H112B, Parameter: Chloridazon

Parameter oriented report

H112 B

Chloridazon

Unit	µg/l
Assigned value ± U (k=2)	0.645 ± 0.0188
Criterion	0.0838 (13 %)
Minimum - Maximum	0.565 - 0.708
Control test value ± U (k=2)	0.5600 ± 0.0839

Labcode	Result	± U	Recovery [%]	z-score	Comments
LC0001	0.64	0.096	99.3	-0.06	
LC0002	0.639	0.27	99.1	-0.07	
LC0003	0.643	0.1544	99.7	-0.02	
LC0004	0.648	0.0016	100	0.04	
LC0005	0.565	0.17	87.6	-0.95	
LC0006	0.688	0.138	107	0.52	
LC0007	0.623	0.125	96.6	-0.26	
LC0008	-	-	-	-	
LC0009	0.637	0.127	98.8	-0.09	
LC0010	0.483	0.087	74.9	-1.93	H
LC0011	-	-	-	-	
LC0012	0.695	0.21	108	0.6	
LC0013	0.639	0.032	99.1	-0.07	
LC0014	0.441	0.044	68.4	-2.43	H
LC0015	0.658	0.041	102	0.16	
LC0016	0.609	0.122	94.4	-0.43	
LC0017	0.611	0.092	94.8	-0.4	
LC0018	0.891	0.279	138	2.94	H
LC0019	0.708	0.0713	110	0.75	
LC0020	-	-	-	-	
LC0021	-	-	-	-	
LC0022	0.491	0.118	76.1	-1.83	H
LC0023	-	-	-	-	
LC0024	0.669	0.167	104	0.29	

Characteristics of parameter

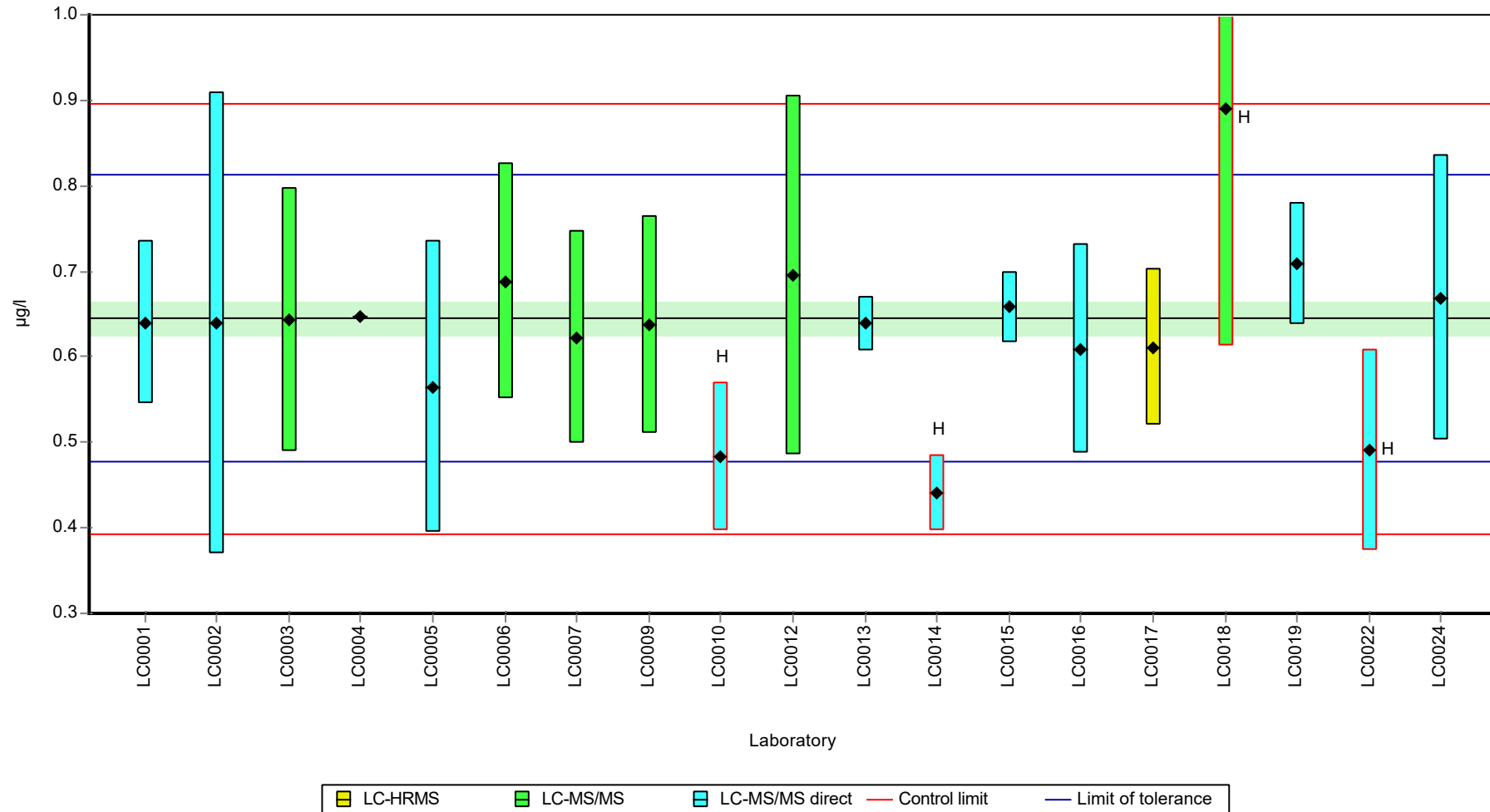
	all results	without outliers	Unit
Mean ± CI (99%)	0.63 ± 0.0662	0.645 ± 0.0282	µg/l
Minimum	0.441	0.565	µg/l
Maximum	0.891	0.708	µg/l
Standard deviation	0.0962	0.0364	µg/l
rel. standard deviation	15.3	5.65	%
n	19	15	-

Parameter oriented report Pesticides H112

Sample: H112B, Parameter: Chloridazon

Graphical presentation of results

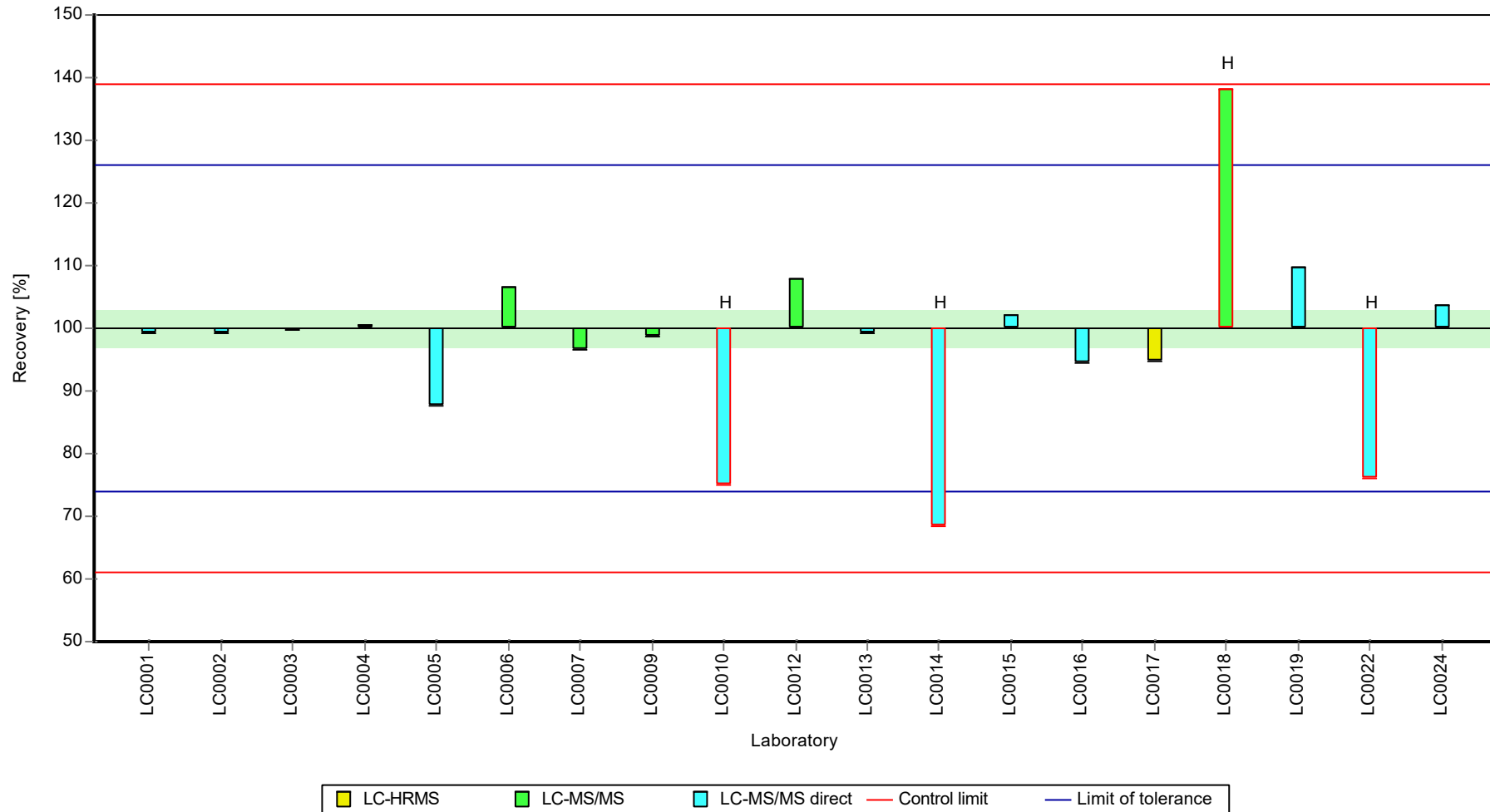
Results



Parameter oriented report Pesticides H112

Sample: H112B, Parameter: Chloridazon

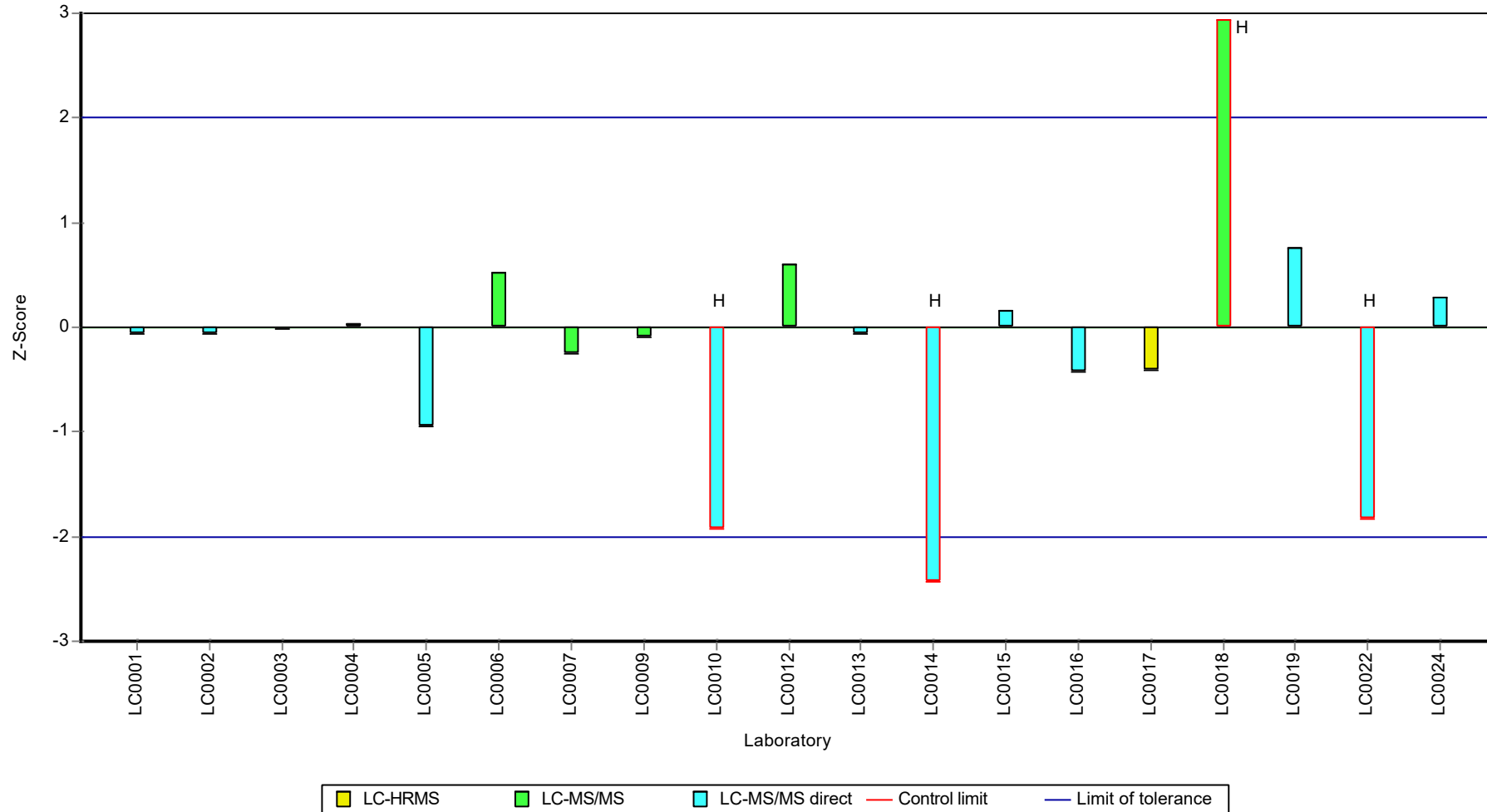
Recovery rate



Parameter oriented report Pesticides H112

Sample: H112B, Parameter: Chloridazon

Z-score



Parameter oriented report Pesticides H112

Sample: H112A, Parameter: Chloridazon-desphenyl

Parameter oriented report

H112 A

Chloridazon-desphenyl

Unit	µg/l
Assigned value ± U (k=2)	0.184 ± 0.00905
Criterion	0.0202 (11 %)
Minimum - Maximum	0.161 - 0.223
Control test value ± U (k=2)	0.1540 ± 0.0308

Labcode	Result	± U	Recovery [%]	z-score	Comments
LC0001	0.193	0.029	105	0.44	
LC0002	-	-	-	-	
LC0003	0.191	0.0538	104	0.34	
LC0004	0.191	0.0004	104	0.34	
LC0005	0.187	0.056	102	0.14	
LC0006	< 1 (LOQ)	-	-	-	
LC0007	0.167	0.033	90.7	-0.84	
LC0008	0.175	0.053	95.1	-0.45	
LC0009	0.209	0.052	114	1.23	
LC0010	0.165	0.03	89.6	-0.94	
LC0011	-	-	-	-	
LC0012	0.176	0.053	95.6	-0.4	
LC0013	0.161	0.031	87.5	-1.14	
LC0014	0.121	0.012	65.7	-3.11	H
LC0015	0.177	0.004	96.2	-0.35	
LC0016	0.182	0.038	98.9	-0.1	
LC0017	0.18	0.027	97.8	-0.2	
LC0018	0.223	0.123	121	1.92	
LC0019	-	-	-	-	
LC0020	-	-	-	-	
LC0021	-	-	-	-	
LC0022	-	-	-	-	
LC0023	-	-	-	-	
LC0024	-	-	-	-	

Characteristics of parameter

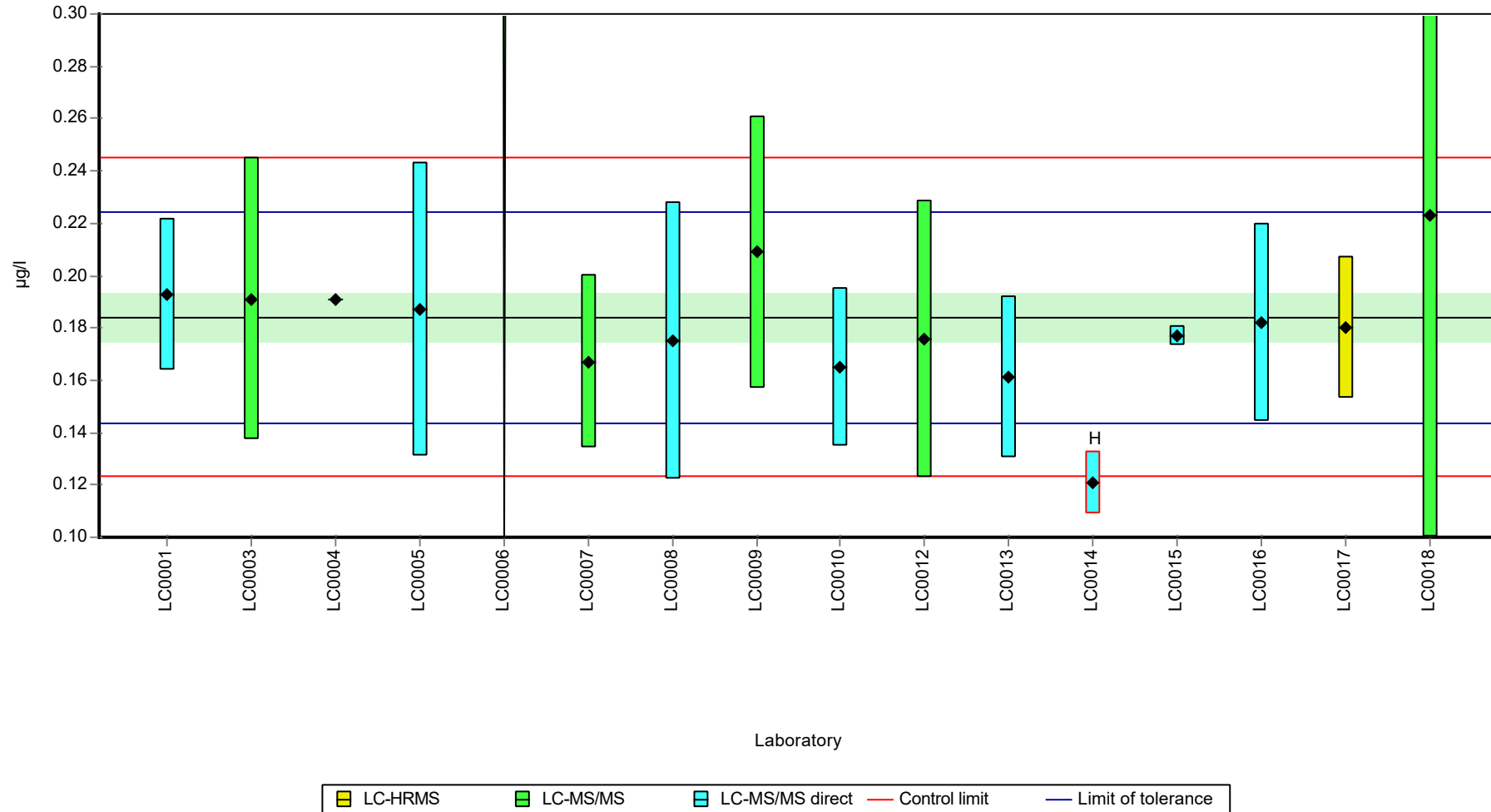
	all results	without outliers	Unit
Mean ± CI (99%)	0.18 ± 0.0179	0.184 ± 0.0136	µg/l
Minimum	0.121	0.161	µg/l
Maximum	0.223	0.223	µg/l
Standard deviation	0.0231	0.0169	µg/l
rel. standard deviation	12.8	9.2	%
n	15	14	-

Parameter oriented report Pesticides H112

Sample: H112A, Parameter: Chloridazon-desphenyl

Graphical presentation of results

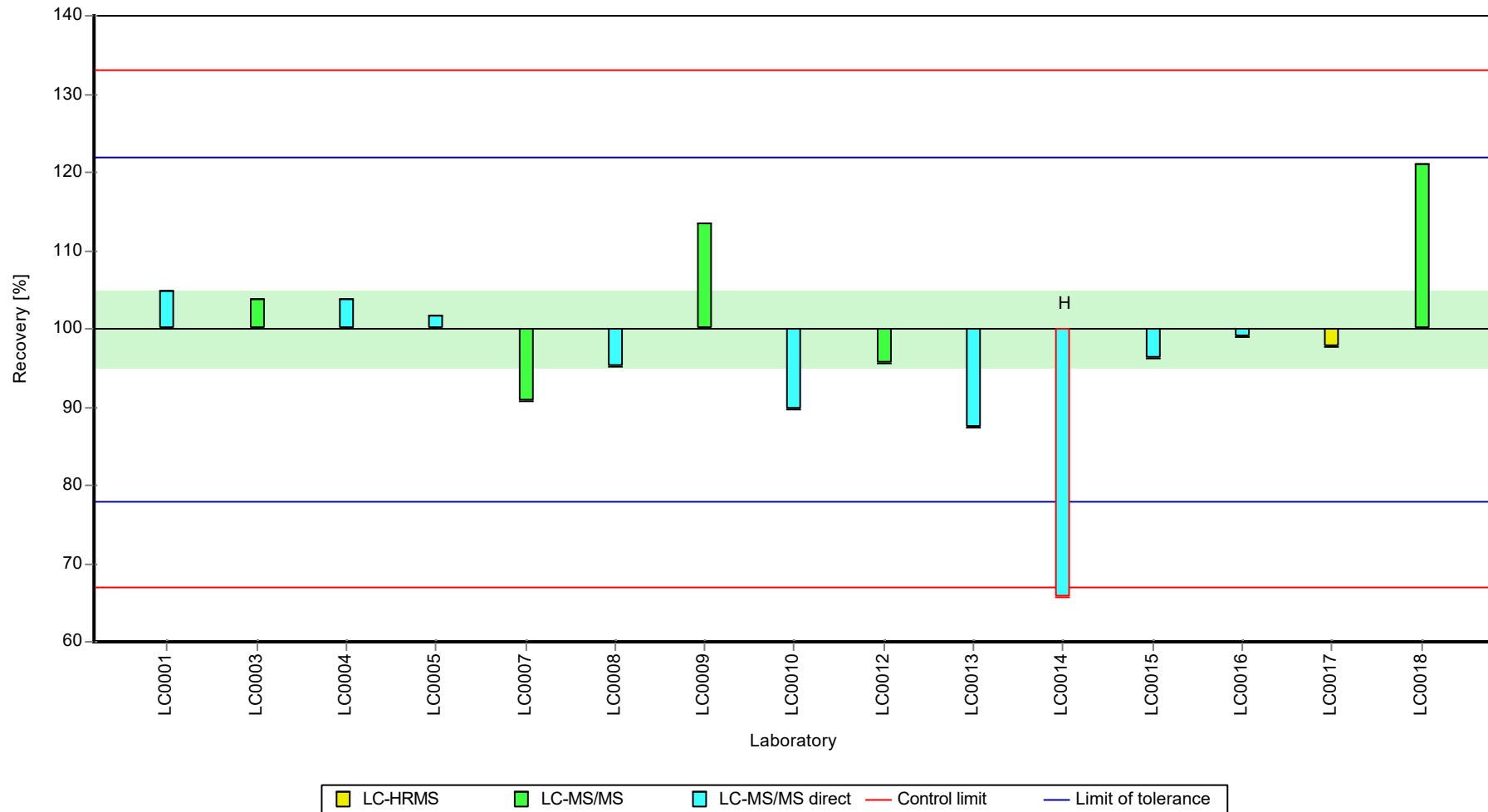
Results



Parameter oriented report Pesticides H112

Sample: H112A, Parameter: Chloridazon-desphenyl

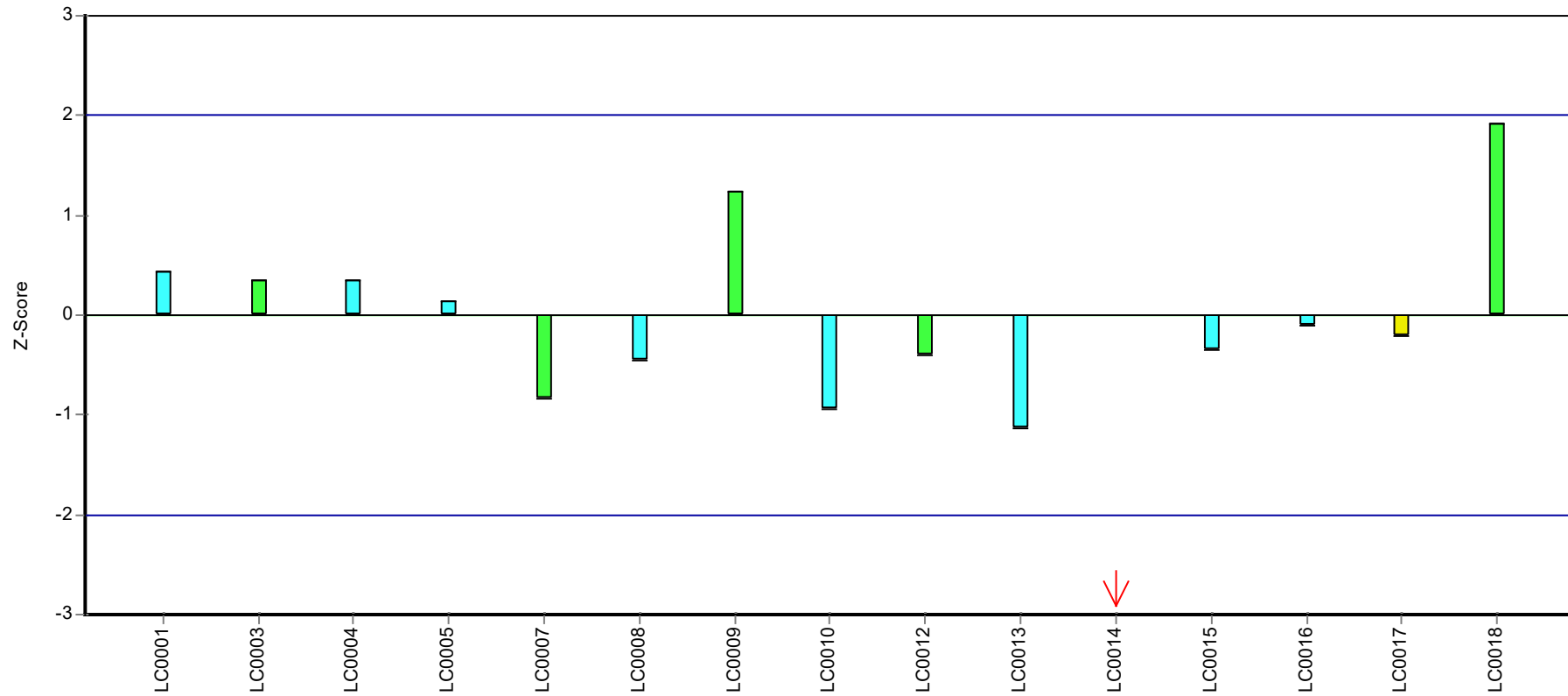
Recovery rate



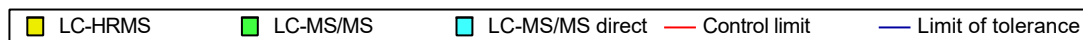
Parameter oriented report Pesticides H112

Sample: H112A, Parameter: Chloridazon-desphenyl

Z-score



Laboratory



Parameter oriented report

H112 B

Chloridazon-desphenyl

Unit	µg/l
Assigned value ± U (k=2)	0.373 ± 0.0223
Criterion	0.0411 (11 %)
Minimum - Maximum	0.317 - 0.461
Control test value ± U (k=2)	0.3010 ± 0.0601

Labcode	Result	± U	Recovery [%]	z-score	Comments
LC0001	0.378	0.057	101	0.11	
LC0002	-	-	-	-	
LC0003	0.375	0.097	100	0.04	
LC0004	0.398	0.0008	107	0.6	
LC0005	0.369	0.111	98.8	-0.11	
LC0006	< 1 (LOQ)	-	-	-	
LC0007	0.317	0.063	84.9	-1.37	
LC0008	0.332	0.1	88.9	-1.01	
LC0009	0.351	0.088	94	-0.54	
LC0010	0.335	0.06	89.7	-0.93	
LC0011	-	-	-	-	
LC0012	0.406	0.12	109	0.8	
LC0013	-	-	-	-	
LC0014	0.078	0.008	20.9	-7.19	H
LC0015	0.361	0.005	96.7	-0.3	
LC0016	0.374	0.078	100	0.02	
LC0017	0.384	0.058	103	0.26	
LC0018	0.461	0.255	123	2.13	
LC0019	-	-	-	-	
LC0020	-	-	-	-	
LC0021	-	-	-	-	
LC0022	-	-	-	-	
LC0023	-	-	-	-	
LC0024	-	-	-	-	

Characteristics of parameter

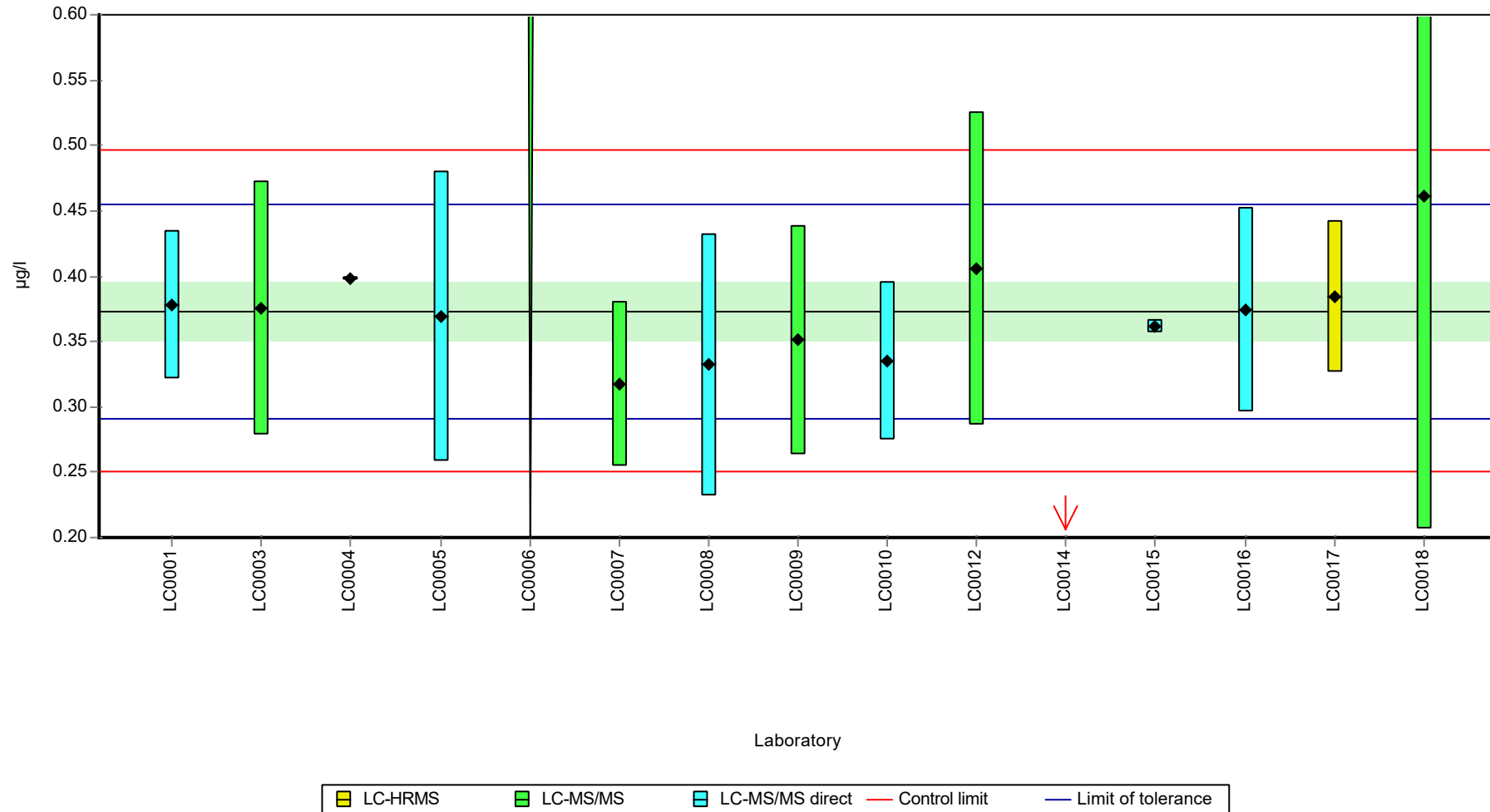
	all results	without outliers	Unit
Mean ± CI (99%)	0.351 ± 0.0693	0.372 ± 0.0309	µg/l
Minimum	0.078	0.317	µg/l
Maximum	0.461	0.461	µg/l
Standard deviation	0.0864	0.0371	µg/l
rel. standard deviation	24.6	9.96	%
n	14	13	-

Parameter oriented report Pesticides H112

Sample: H112B, Parameter: Chloridazon-desphenyl

Graphical presentation of results

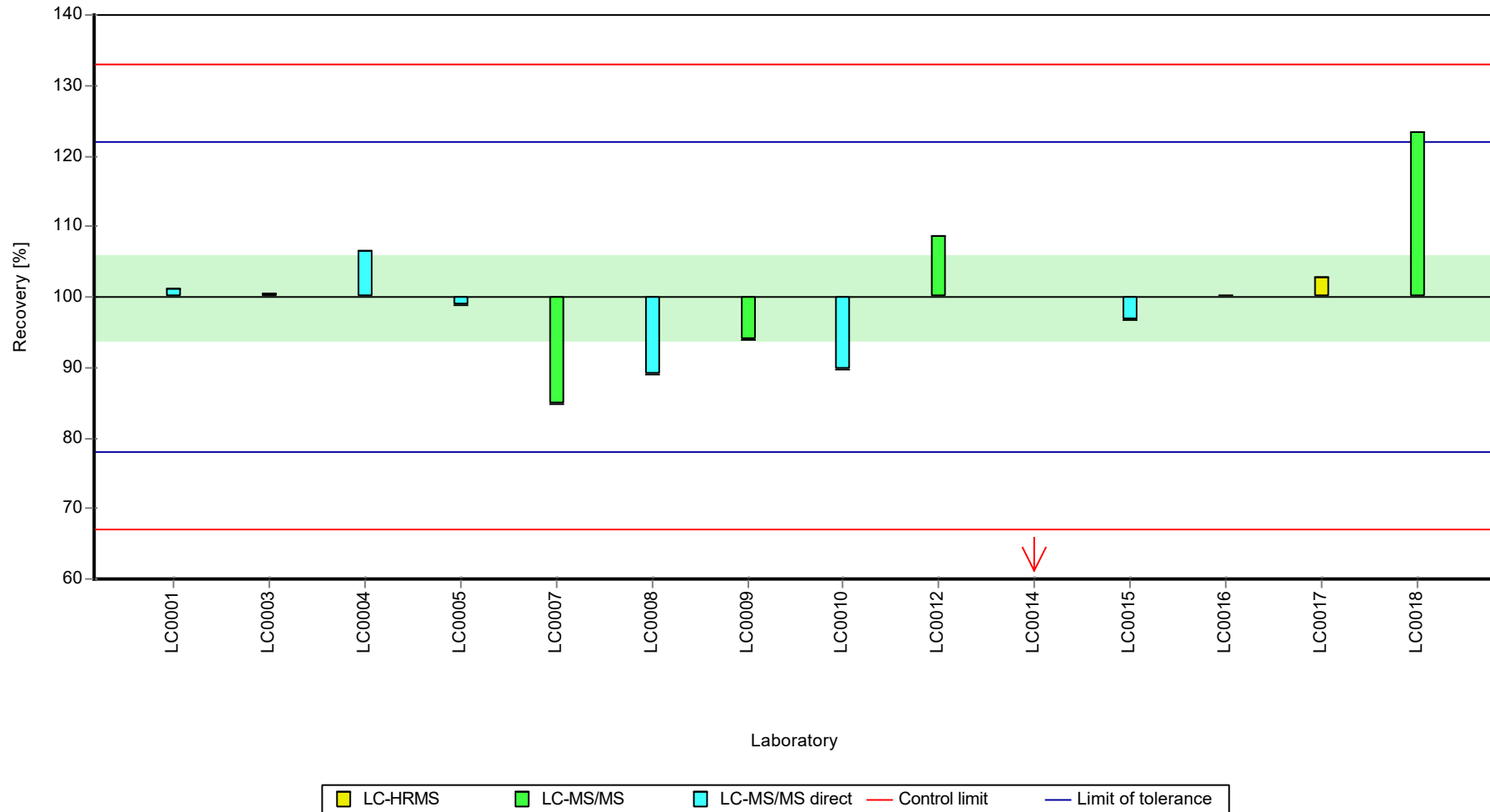
Results



Parameter oriented report Pesticides H112

Sample: H112B, Parameter: Chloridazon-desphenyl

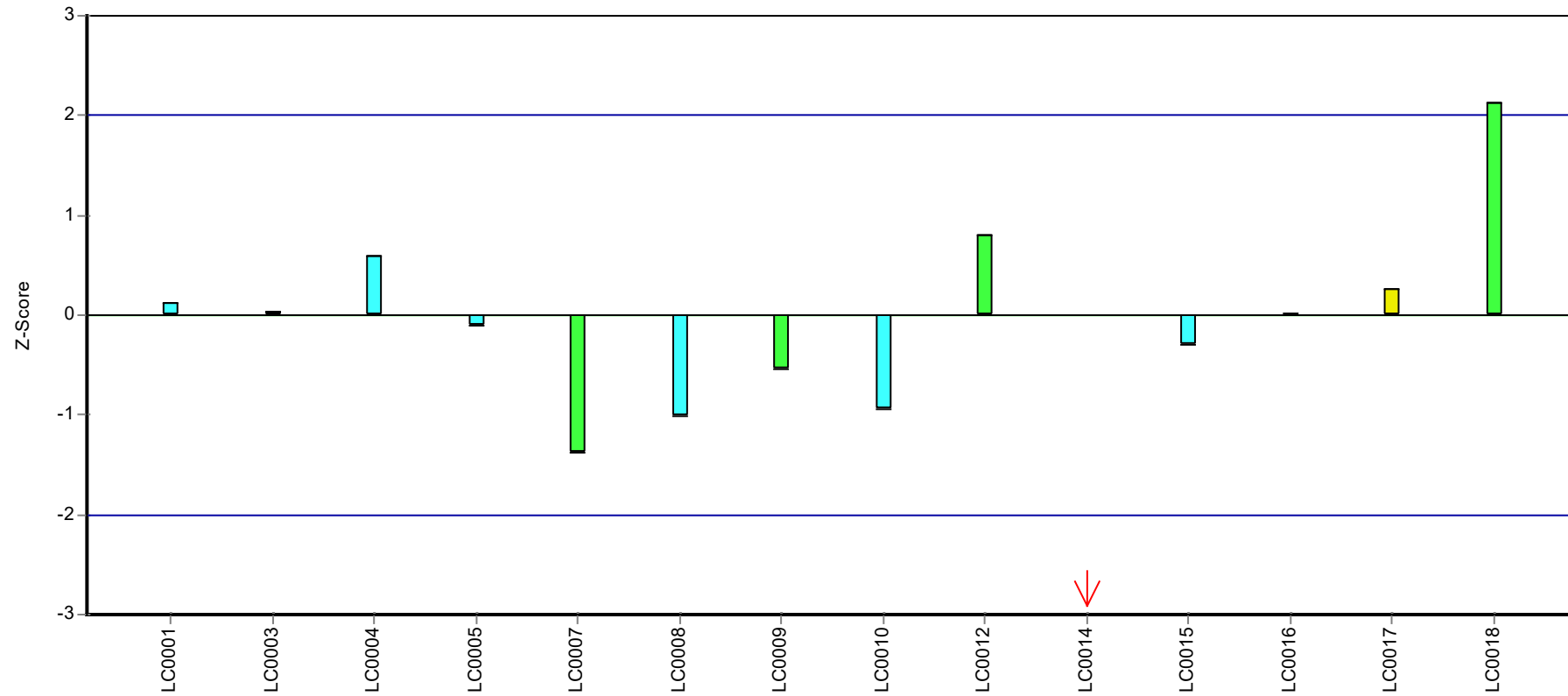
Recovery rate



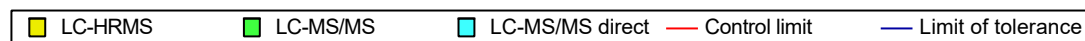
Parameter oriented report Pesticides H112

Sample: H112B, Parameter: Chloridazon-desphenyl

Z-score



Laboratory



Parameter oriented report Pesticides H112

Sample: H112A, Parameter: Chloridazon-methyl-desphenyl

Parameter oriented report

H112 A

Chloridazon-methyl-desphenyl

Unit	µg/l
Assigned value ± U (k=2)	0.192 ± 0.0131
Criterion	0.0249 (13 %)
Minimum - Maximum	0.146 - 0.245
Control test value ± U (k=2)	0.1980 ± 0.0297

Labcode	Result	± U	Recovery [%]	z-score	Comments
LC0001	0.19	0.029	99.2	-0.06	
LC0002	-	-	-	-	
LC0003	0.183	0.0269	95.5	-0.34	
LC0004	0.184	0.0002	96	-0.3	
LC0005	0.207	0.062	108	0.62	
LC0006	0.279	0.056	146	3.51	H
LC0007	0.156	0.031	81.4	-1.43	
LC0008	0.171	0.051	89.2	-0.83	
LC0009	0.196	0.039	102	0.18	
LC0010	0.17	0.031	88.7	-0.87	
LC0011	-	-	-	-	
LC0012	0.211	0.063	110	0.78	
LC0013	0.191	0.009	99.7	-0.02	
LC0014	0.146	0.015	76.2	-1.83	
LC0015	0.205	0.003	107	0.54	
LC0016	0.197	0.039	103	0.22	
LC0017	0.222	0.033	116	1.22	
LC0018	0.245	0.121	128	2.14	
LC0019	-	-	-	-	
LC0020	-	-	-	-	
LC0021	-	-	-	-	
LC0022	-	-	-	-	
LC0023	-	-	-	-	
LC0024	-	-	-	-	

Characteristics of parameter

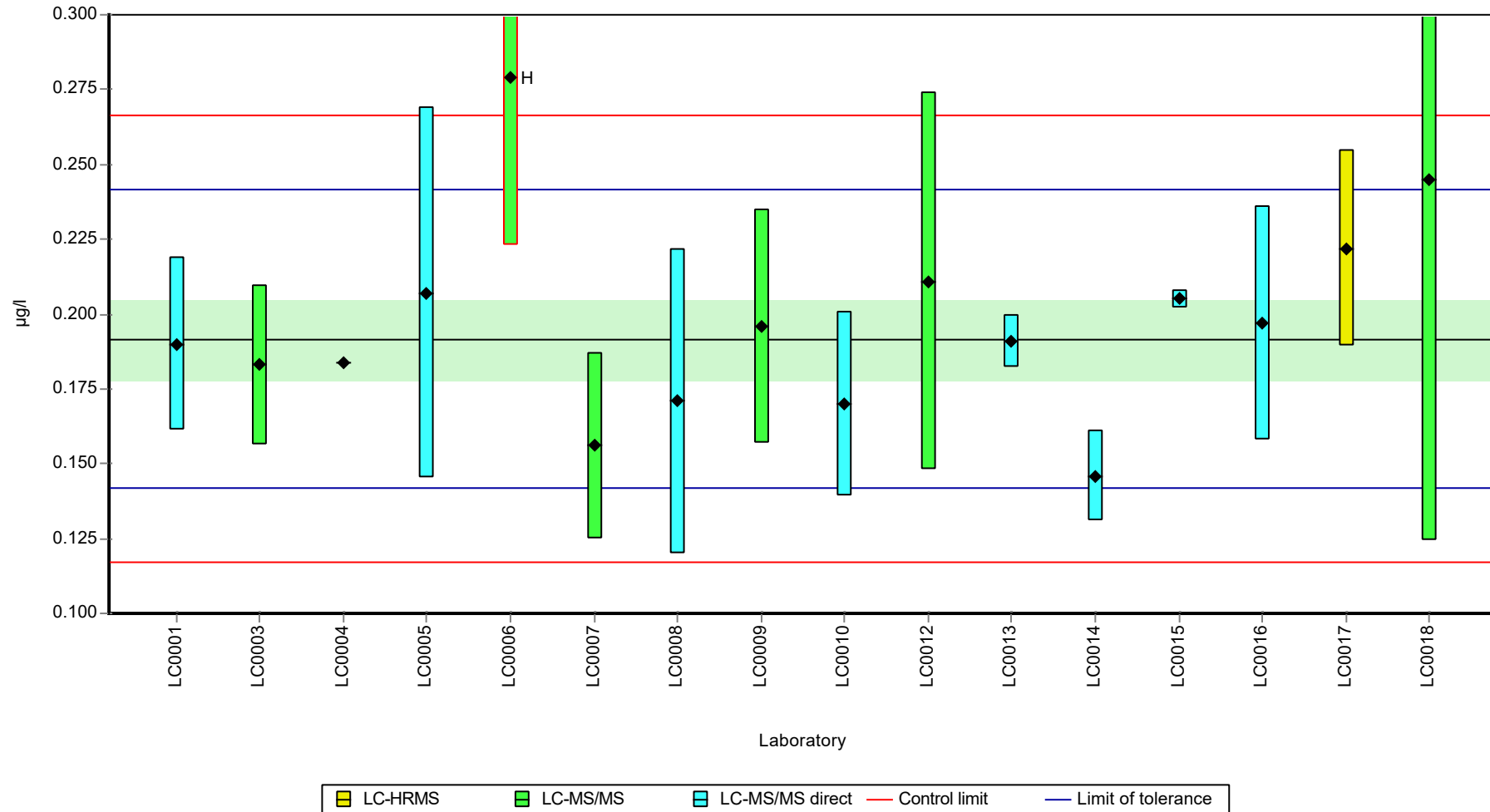
	all results	without outliers	Unit
Mean ± CI (99%)	0.197 ± 0.0246	0.192 ± 0.0196	µg/l
Minimum	0.146	0.146	µg/l
Maximum	0.279	0.245	µg/l
Standard deviation	0.0328	0.0253	µg/l
rel. standard deviation	16.7	13.2	%
n	16	15	-

Parameter oriented report Pesticides H112

Sample: H112A, Parameter: Chloridazon-methyl-desphenyl

Graphical presentation of results

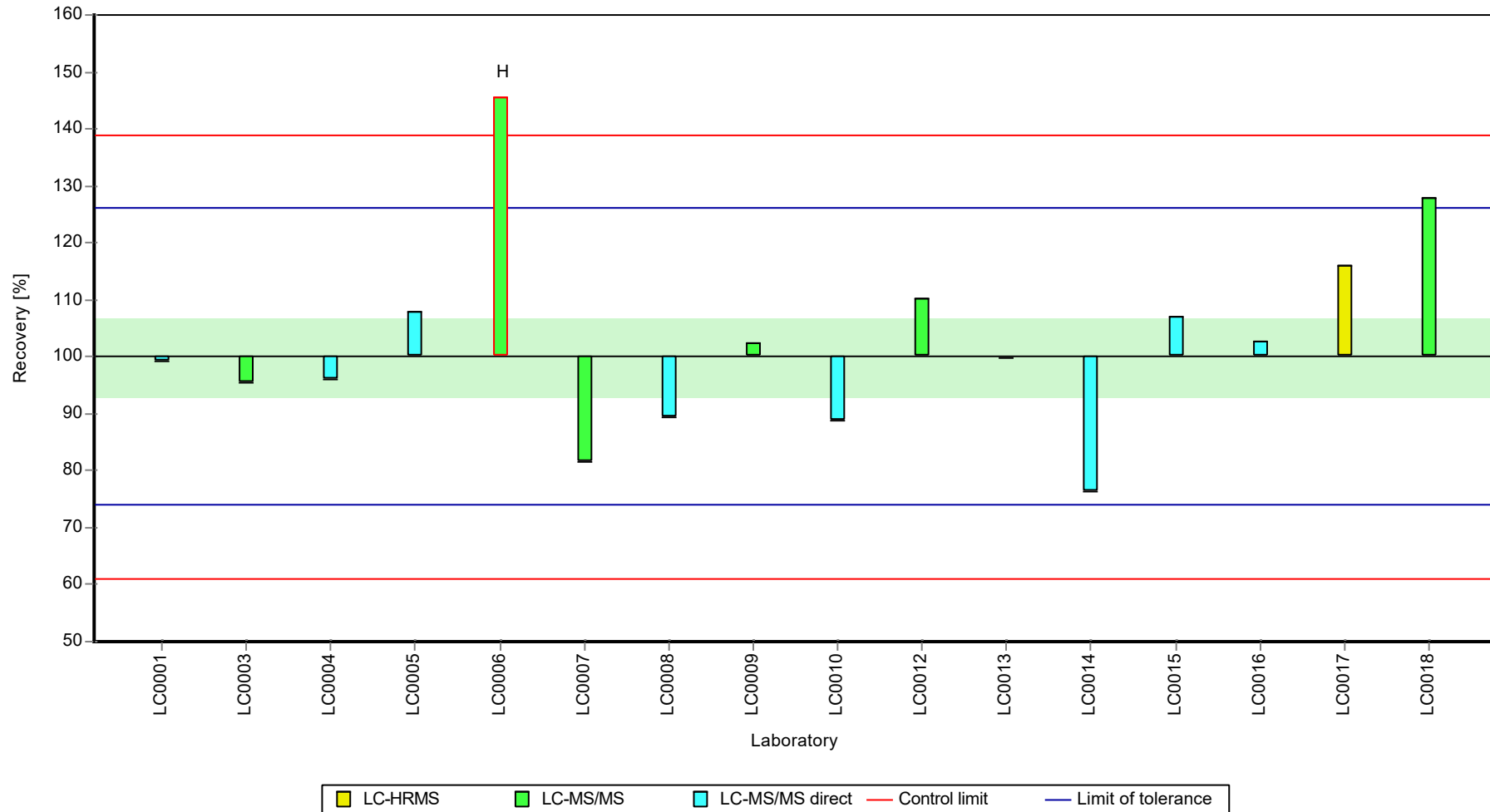
Results



Parameter oriented report Pesticides H112

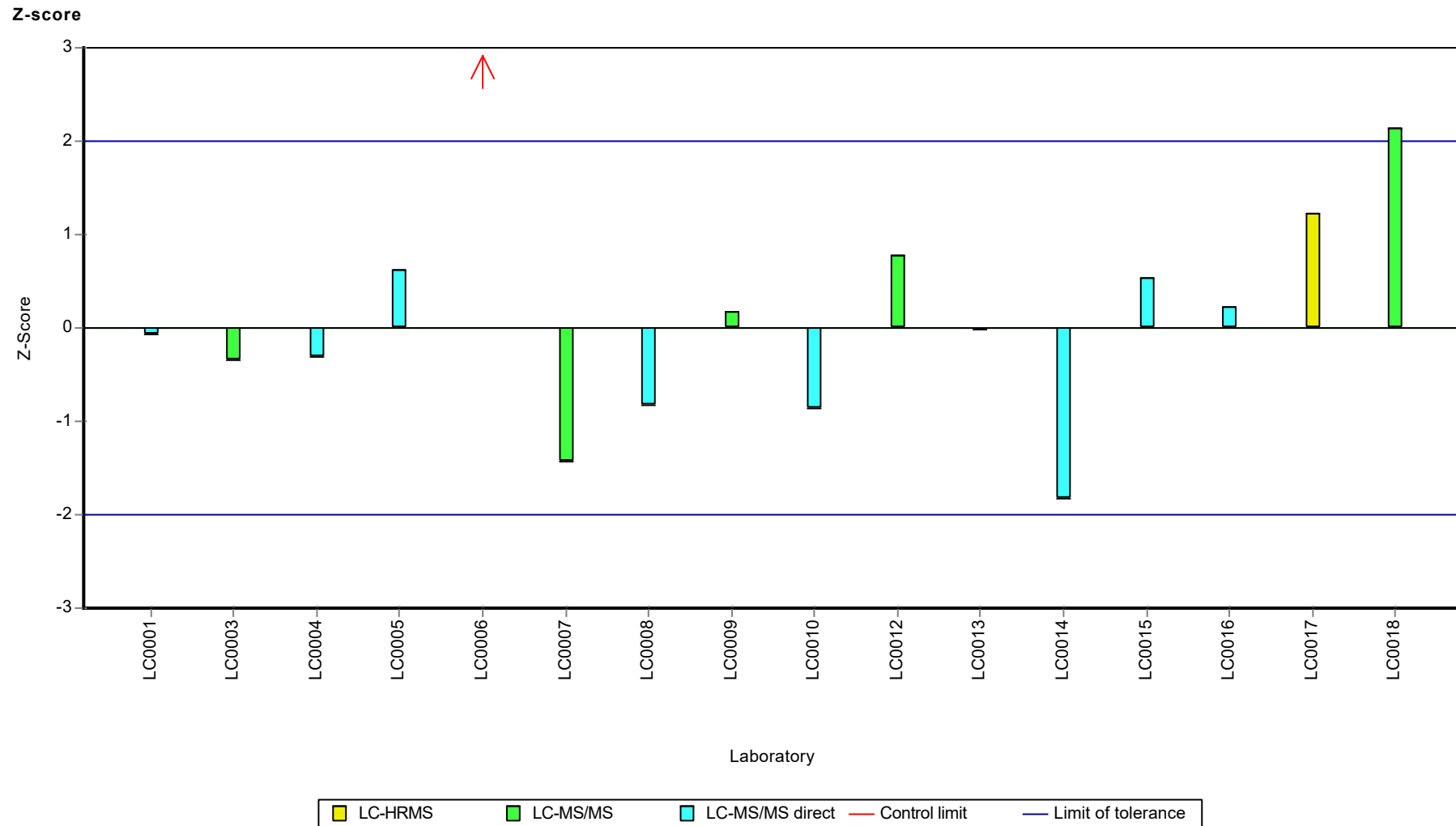
Sample: H112A, Parameter: Chloridazon-methyl-desphenyl

Recovery rate



Parameter oriented report Pesticides H112

Sample: H112A, Parameter: Chloridazon-methyl-desphenyl



Parameter oriented report Pesticides H112

Sample: H112B, Parameter: Chloridazon-methyl-desphenyl

Parameter oriented report

H112 B

Chloridazon-methyl-desphenyl

Unit	µg/l
Assigned value ± U (k=2)	0.231 ± 0.0163
Criterion	0.03 (13 %)
Minimum - Maximum	0.175 - 0.292
Control test value ± U (k=2)	0.2060 ± 0.0309

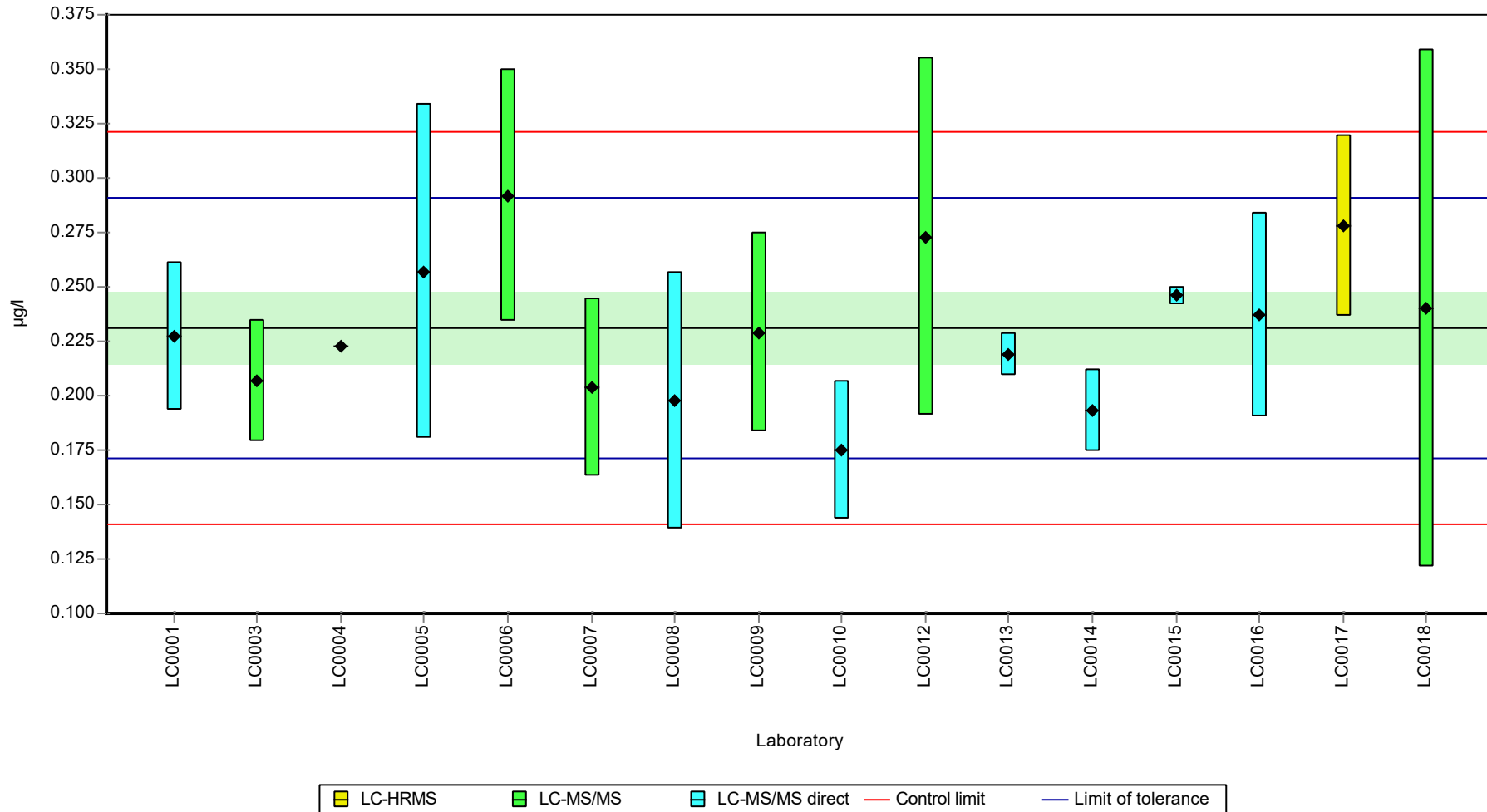
Labcode	Result	± U	Recovery [%]	z-score	Comments
LC0001	0.227	0.034	98.2	-0.14	
LC0002	-	-	-	-	
LC0003	0.207	0.0279	89.6	-0.8	
LC0004	0.223	0.0002	96.5	-0.27	
LC0005	0.257	0.077	111	0.86	
LC0006	0.292	0.058	126	2.03	
LC0007	0.204	0.041	88.3	-0.9	
LC0008	0.198	0.059	85.7	-1.1	
LC0009	0.229	0.046	99.1	-0.07	
LC0010	0.175	0.032	75.7	-1.87	
LC0011	-	-	-	-	
LC0012	0.273	0.082	118	1.39	
LC0013	0.219	0.01	94.8	-0.4	
LC0014	0.193	0.019	83.5	-1.27	
LC0015	0.246	0.004	106	0.49	
LC0016	0.237	0.047	103	0.2	
LC0017	0.278	0.042	120	1.56	
LC0018	0.24	0.119	104	0.29	
LC0019	-	-	-	-	
LC0020	-	-	-	-	
LC0021	-	-	-	-	
LC0022	-	-	-	-	
LC0023	-	-	-	-	
LC0024	-	-	-	-	

Characteristics of parameter

	all results	without outliers	Unit
Mean ± CI (99%)	0.231 ± 0.0244	0.231 ± 0.0244	µg/l
Minimum	0.175	0.175	µg/l
Maximum	0.292	0.292	µg/l
Standard deviation	0.0326	0.0326	µg/l
rel. standard deviation	14.1	14.1	%
n	16	16	-

Graphical presentation of results

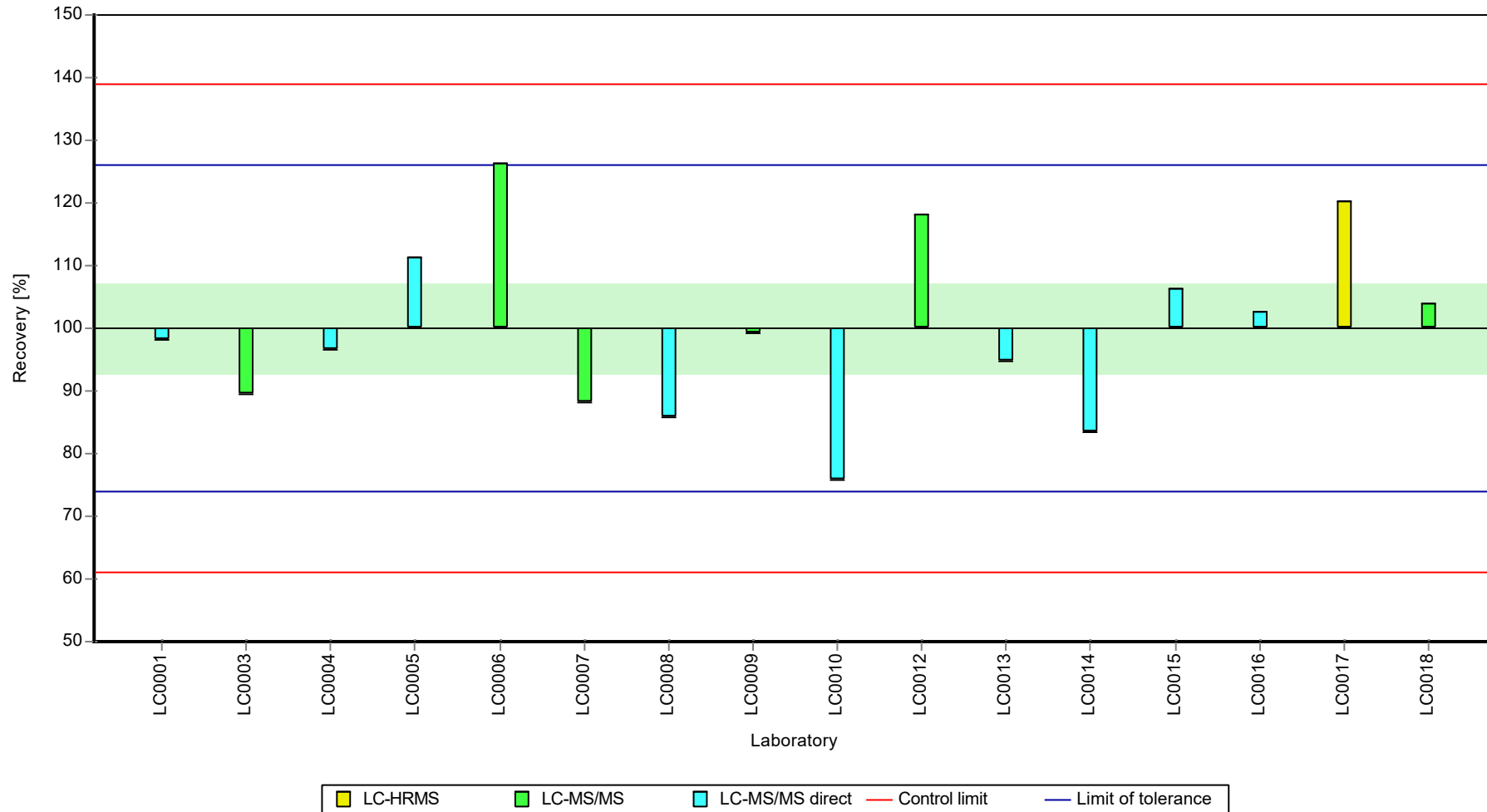
Results



Parameter oriented report Pesticides H112

Sample: H112B, Parameter: Chloridazon-methyl-desphenyl

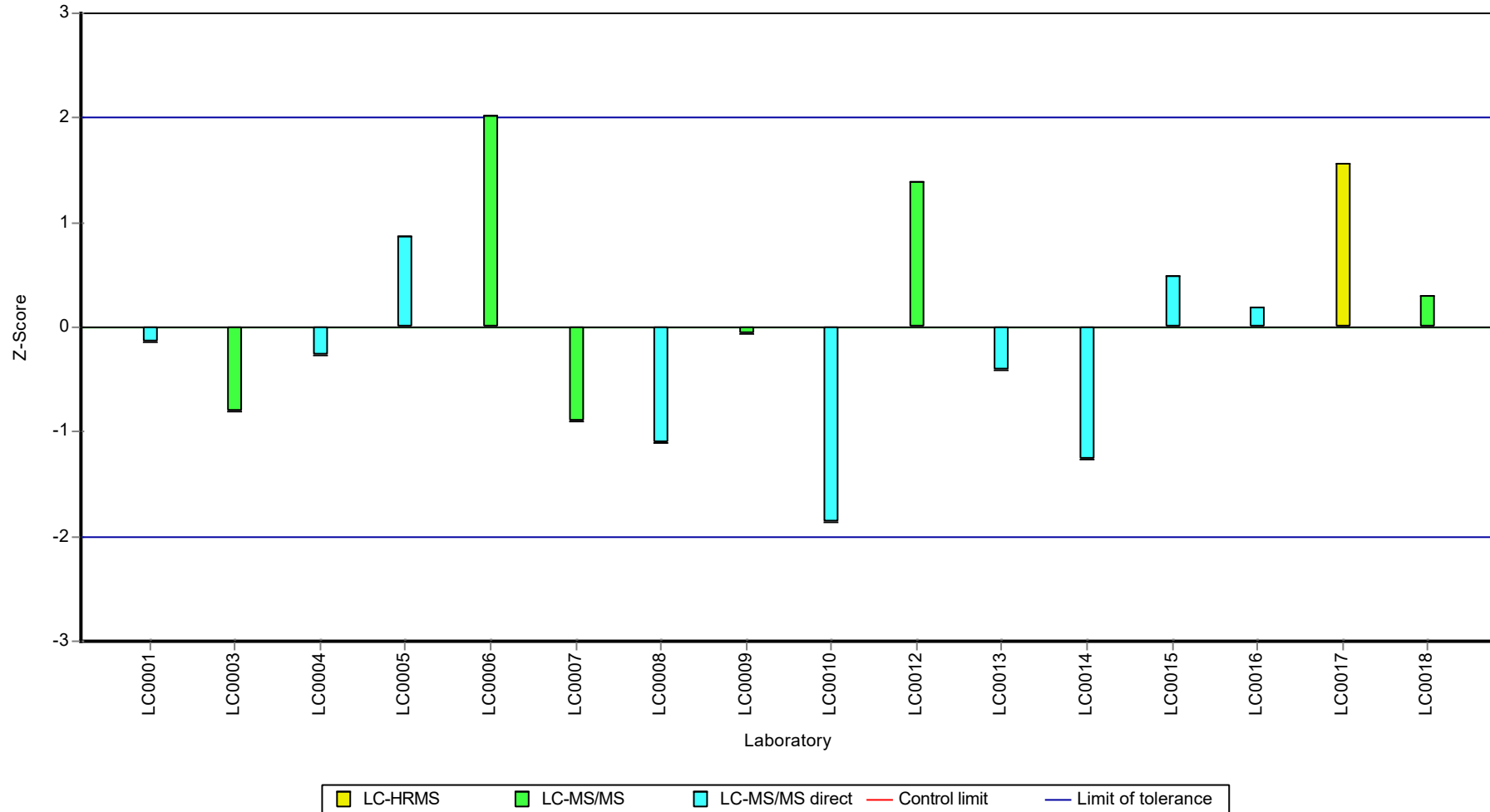
Recovery rate



Parameter oriented report Pesticides H112

Sample: H112B, Parameter: Chloridazon-methyl-desphenyl

Z-score



Parameter oriented report Pesticides H112

Sample: H112A, Parameter: Clopyralid

Parameter oriented report

H112 A

Clopyralid

Unit	µg/l
Assigned value ± U (k=2)	0.328 ± 0.0242
Criterion	0.082 (25 %)
Minimum - Maximum	0.269 - 0.365
Control test value ± U (k=2)	0.3170 ± 0.0633

Labcode	Result	± U	Recovery [%]	z-score	Comments
LC0001	0.365	0.055	111	0.45	
LC0002	0.341	0.14	104	0.16	
LC0003	0.269	0.0673	82	-0.72	
LC0004	0.348	0.0587	106	0.24	
LC0005	-	-	-	-	
LC0006	0.355	0.089	108	0.33	
LC0007	0.328	0.066	100	0	
LC0008	-	-	-	-	
LC0009	-	-	-	-	
LC0010	-	-	-	-	
LC0011	-	-	-	-	
LC0012	-	-	-	-	
LC0013	0.335	0.009	102	0.09	
LC0014	-	-	-	-	
LC0015	-	-	-	-	
LC0016	-	-	-	-	
LC0017	0.283	0.042	86.3	-0.55	
LC0018	-	-	-	-	
LC0019	-	-	-	-	
LC0020	-	-	-	-	
LC0021	-	-	-	-	
LC0022	-	-	-	-	
LC0023	-	-	-	-	
LC0024	-	-	-	-	

Characteristics of parameter

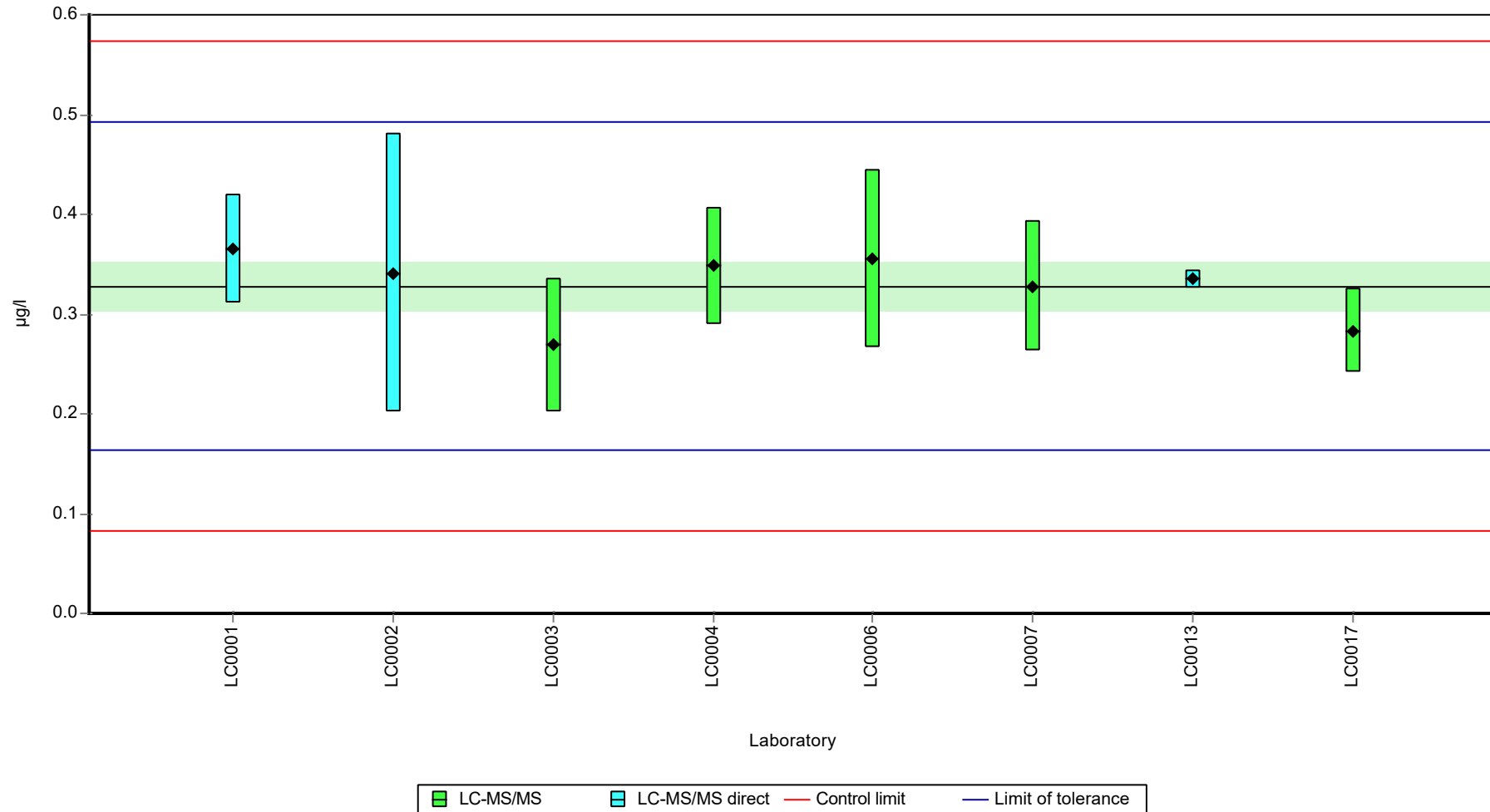
	all results	without outliers	Unit
Mean ± CI (99%)	0.328 ± 0.0364	0.328 ± 0.0364	µg/l
Minimum	0.269	0.269	µg/l
Maximum	0.365	0.365	µg/l
Standard deviation	0.0343	0.0343	µg/l
rel. standard deviation	10.4	10.4	%
n	8	8	-

Parameter oriented report Pesticides H112

Sample: H112A, Parameter: Clopyralid

Graphical presentation of results

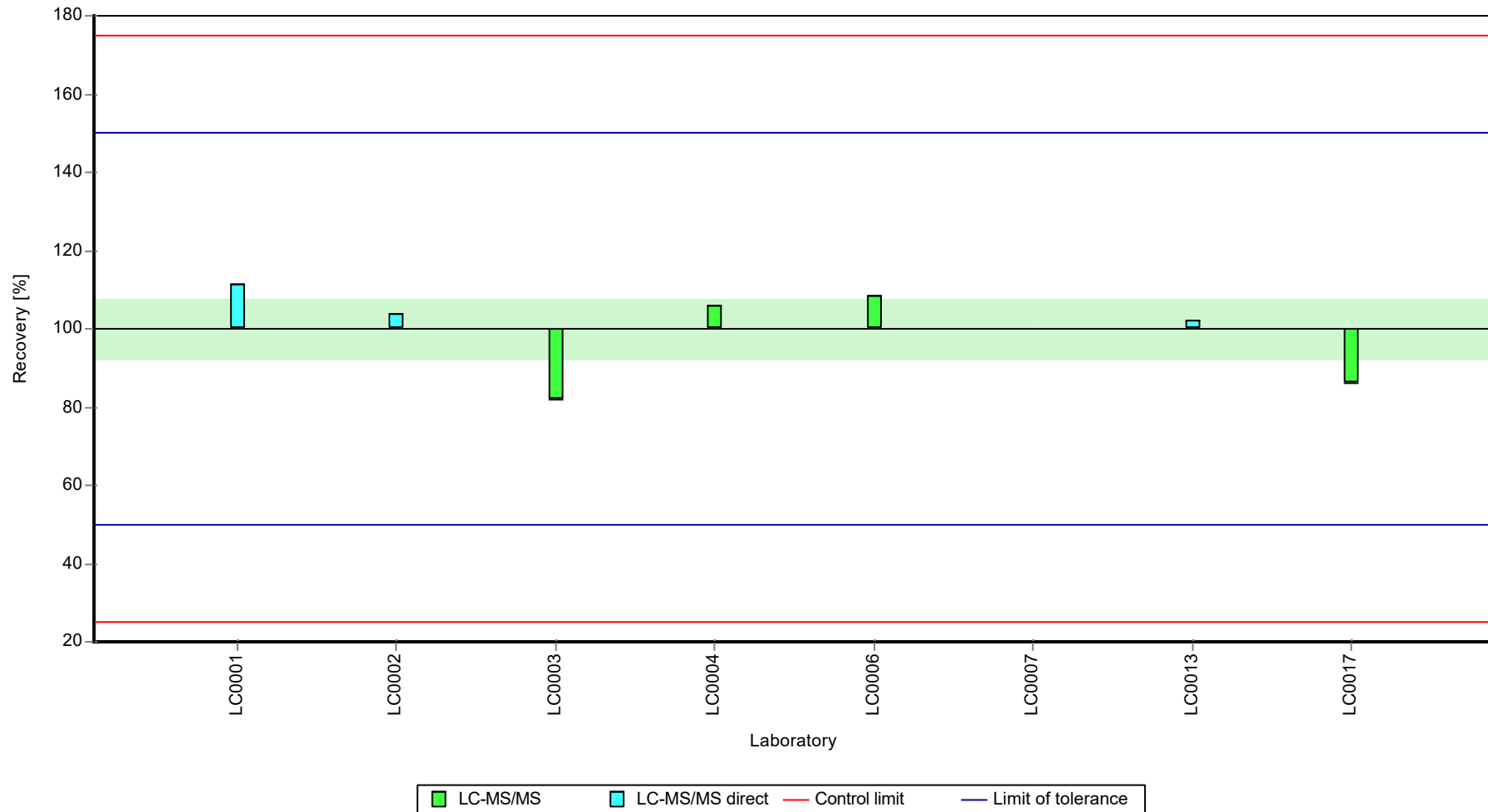
Results



Parameter oriented report Pesticides H112

Sample: H112A, Parameter: Clopyralid

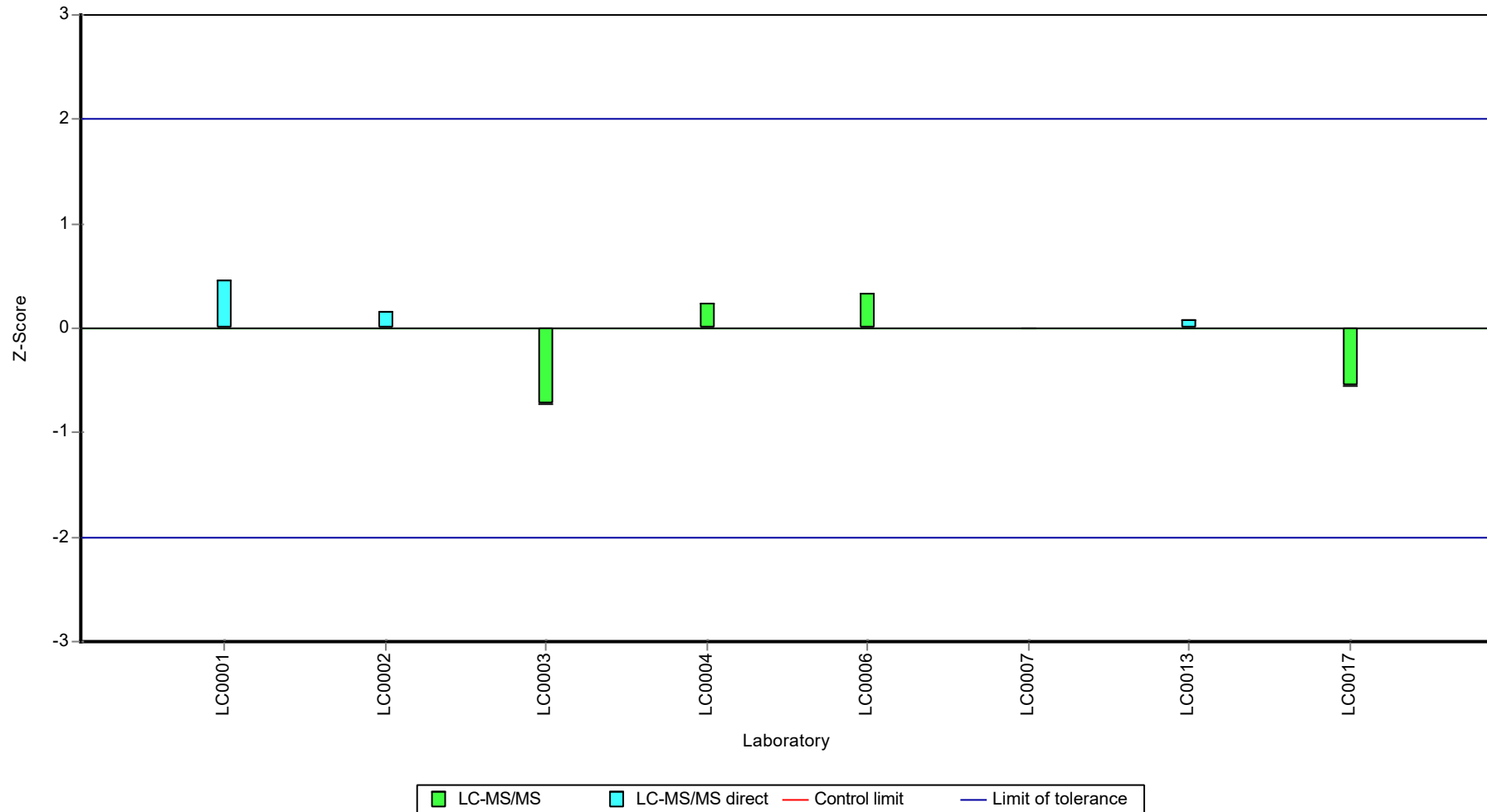
Recovery rate



Parameter oriented report Pesticides H112

Sample: H112A, Parameter: Clopyralid

Z-score



Parameter oriented report Pesticides H112

Sample: H112B, Parameter: Clopyralid

Parameter oriented report

H112 B

Clopyralid

Unit	µg/l
Assigned value ± U (k=2)	0.532 ± 0.0371
Criterion	0.133 (25 %)
Minimum - Maximum	0.466 - 0.602
Control test value ± U (k=2)	0.4960 ± 0.0991

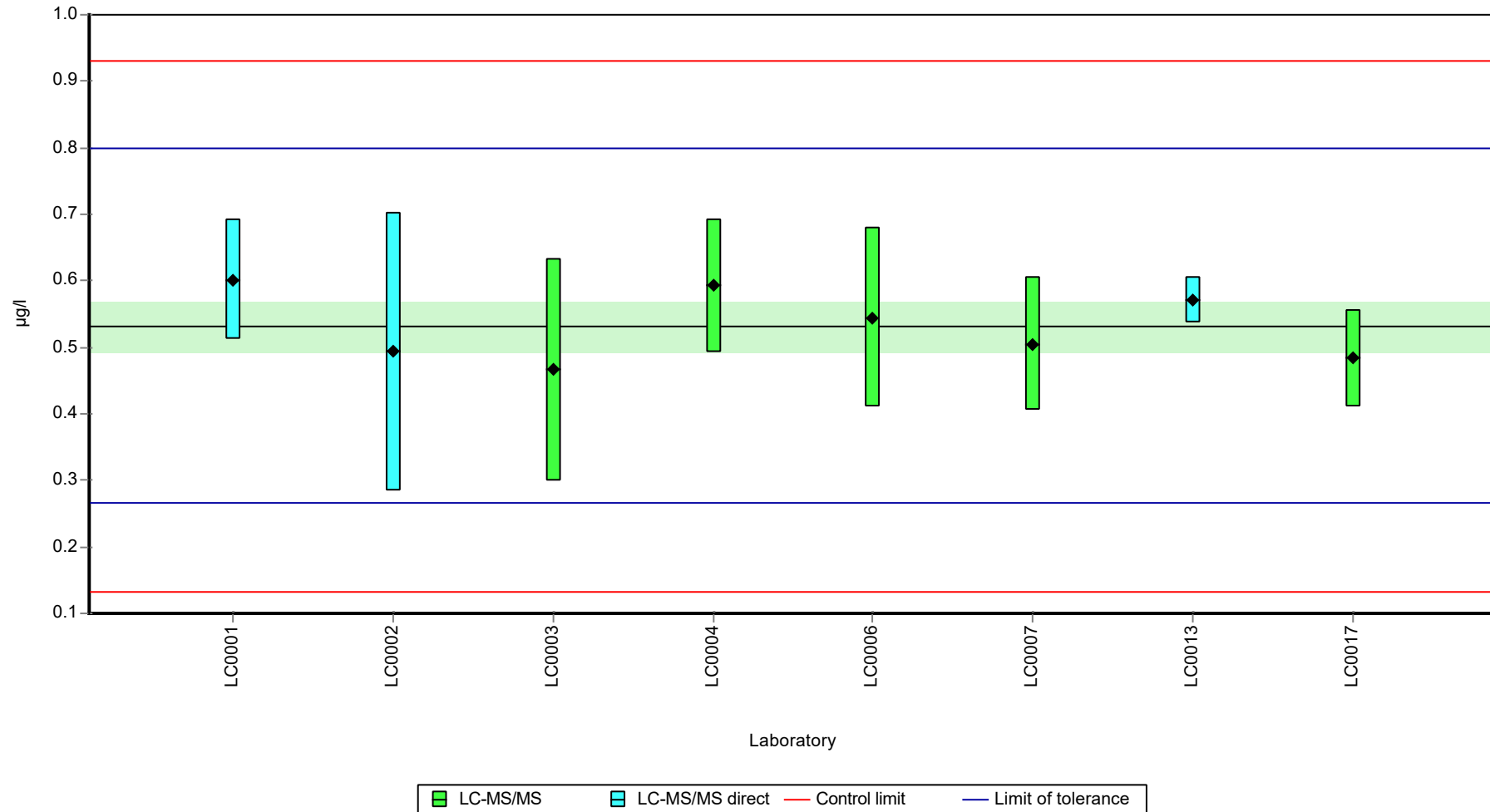
Labcode	Result	± U	Recovery [%]	z-score	Comments
LC0001	0.602	0.09	113	0.52	
LC0002	0.493	0.21	92.6	-0.3	
LC0003	0.466	0.1676	87.5	-0.5	
LC0004	0.593	0.1001	111	0.46	
LC0005	-	-	-	-	
LC0006	0.545	0.1363	102	0.09	
LC0007	0.505	0.101	94.9	-0.21	
LC0008	-	-	-	-	
LC0009	-	-	-	-	
LC0010	-	-	-	-	
LC0011	-	-	-	-	
LC0012	-	-	-	-	
LC0013	0.571	0.034	107	0.29	
LC0014	-	-	-	-	
LC0015	-	-	-	-	
LC0016	-	-	-	-	
LC0017	0.484	0.073	90.9	-0.36	
LC0018	-	-	-	-	
LC0019	-	-	-	-	
LC0020	-	-	-	-	
LC0021	-	-	-	-	
LC0022	-	-	-	-	
LC0023	-	-	-	-	
LC0024	-	-	-	-	

Characteristics of parameter

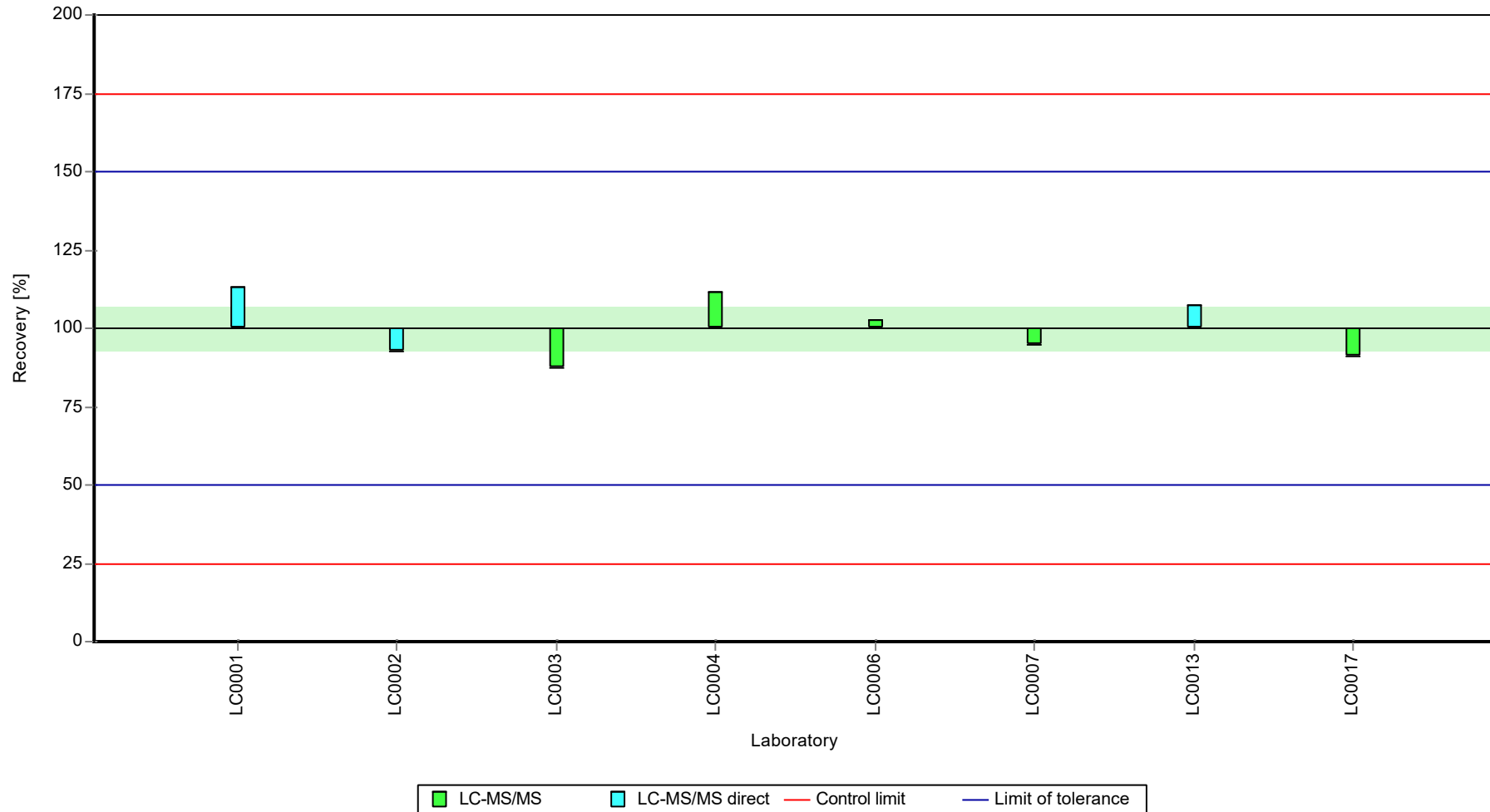
	all results	without outliers	Unit
Mean ± CI (99%)	0.532 ± 0.0556	0.532 ± 0.0556	µg/l
Minimum	0.466	0.466	µg/l
Maximum	0.602	0.602	µg/l
Standard deviation	0.0524	0.0524	µg/l
rel. standard deviation	9.84	9.84	%
n	8	8	-

Graphical presentation of results

Results



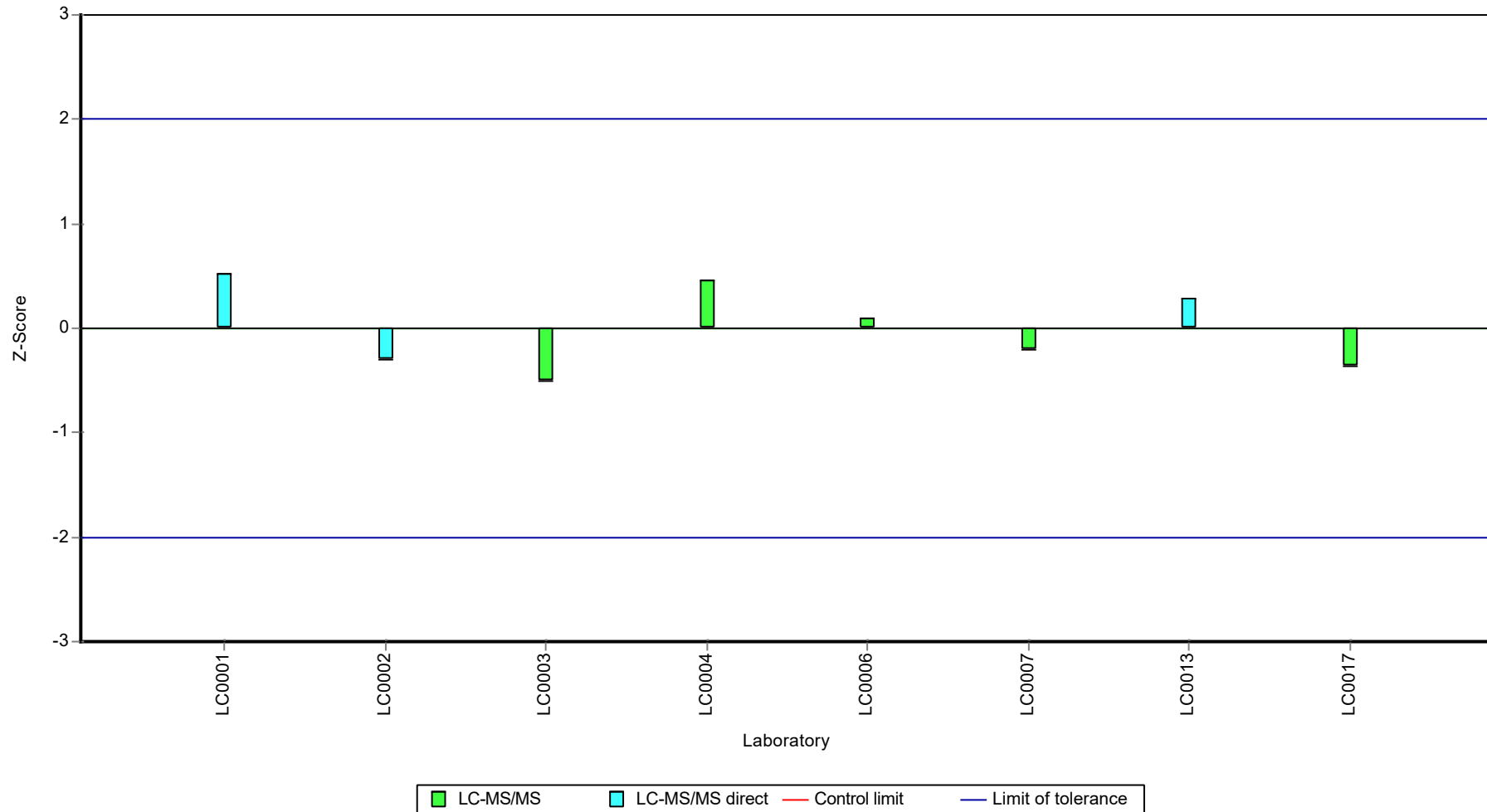
Recovery rate



Parameter oriented report Pesticides H112

Sample: H112B, Parameter: Clopyralid

Z-score



Parameter oriented report Pesticides H112

Sample: H112A, Parameter: Cyanazine

Parameter oriented report

H112 A

Cyanazine

Unit	µg/l
Assigned value ± U (k=2)	0.355 ± 0.0315
Criterion	0.0497 (14 %)
Minimum - Maximum	0.237 - 0.476
Control test value ± U (k=2)	0.2780 ± 0.0417

Labcode	Result	± U	Recovery [%]	z-score	Comments
LC0001	0.294	0.044	82.9	-1.22	
LC0002	0.379	0.16	107	0.49	
LC0003	0.374	0.0487	105	0.39	
LC0004	0.334	0.0004	94.2	-0.42	
LC0005	0.401	0.12	113	0.93	
LC0006	0.299	0.06	84.3	-1.12	
LC0007	0.319	0.064	89.9	-0.72	
LC0008	-	-	-	-	
LC0009	-	-	-	-	
LC0010	0.343	0.062	96.7	-0.23	
LC0011	-	-	-	-	
LC0012	-	-	-	-	
LC0013	0.308	0.007	86.8	-0.94	
LC0014	0.237	0.024	66.8	-2.37	
LC0015	-	-	-	-	
LC0016	0.335	0.082	94.5	-0.4	
LC0017	0.43	0.065	121	1.52	
LC0018	-	-	-	-	
LC0019	0.476	0.0181	134	2.44	
LC0020	0.408	0.082	115	1.07	
LC0021	-	-	-	-	
LC0022	-	-	-	-	
LC0023	-	-	-	-	
LC0024	0.383	0.096	108	0.57	

Characteristics of parameter

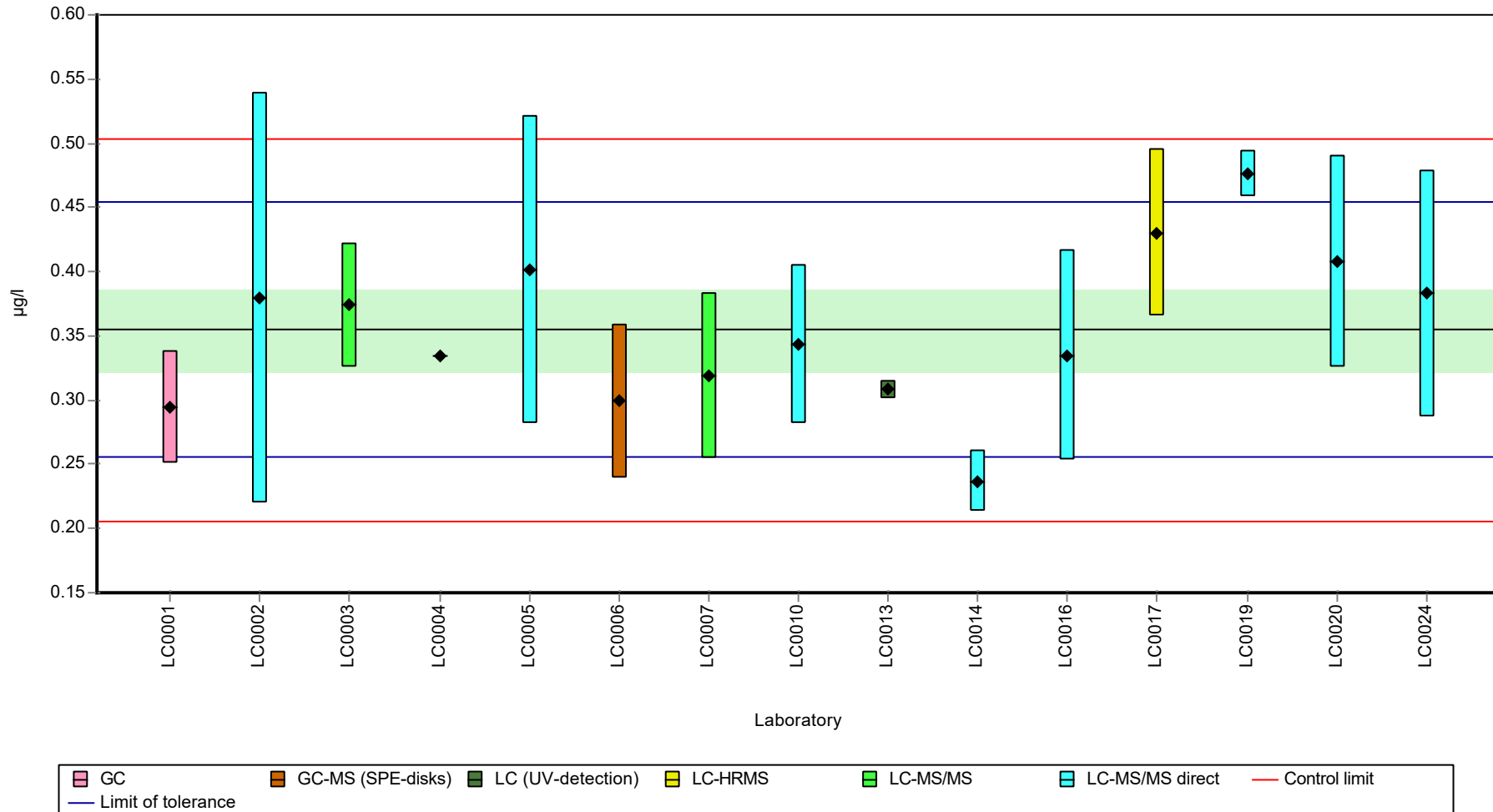
	all results	without outliers	Unit
Mean ± CI (99%)	0.355 ± 0.0473	0.355 ± 0.0473	µg/l
Minimum	0.237	0.237	µg/l
Maximum	0.476	0.476	µg/l
Standard deviation	0.0611	0.0611	µg/l
rel. standard deviation	17.2	17.2	%
n	15	15	-

Parameter oriented report Pesticides H112

Sample: H112A, Parameter: Cyanazine

Graphical presentation of results

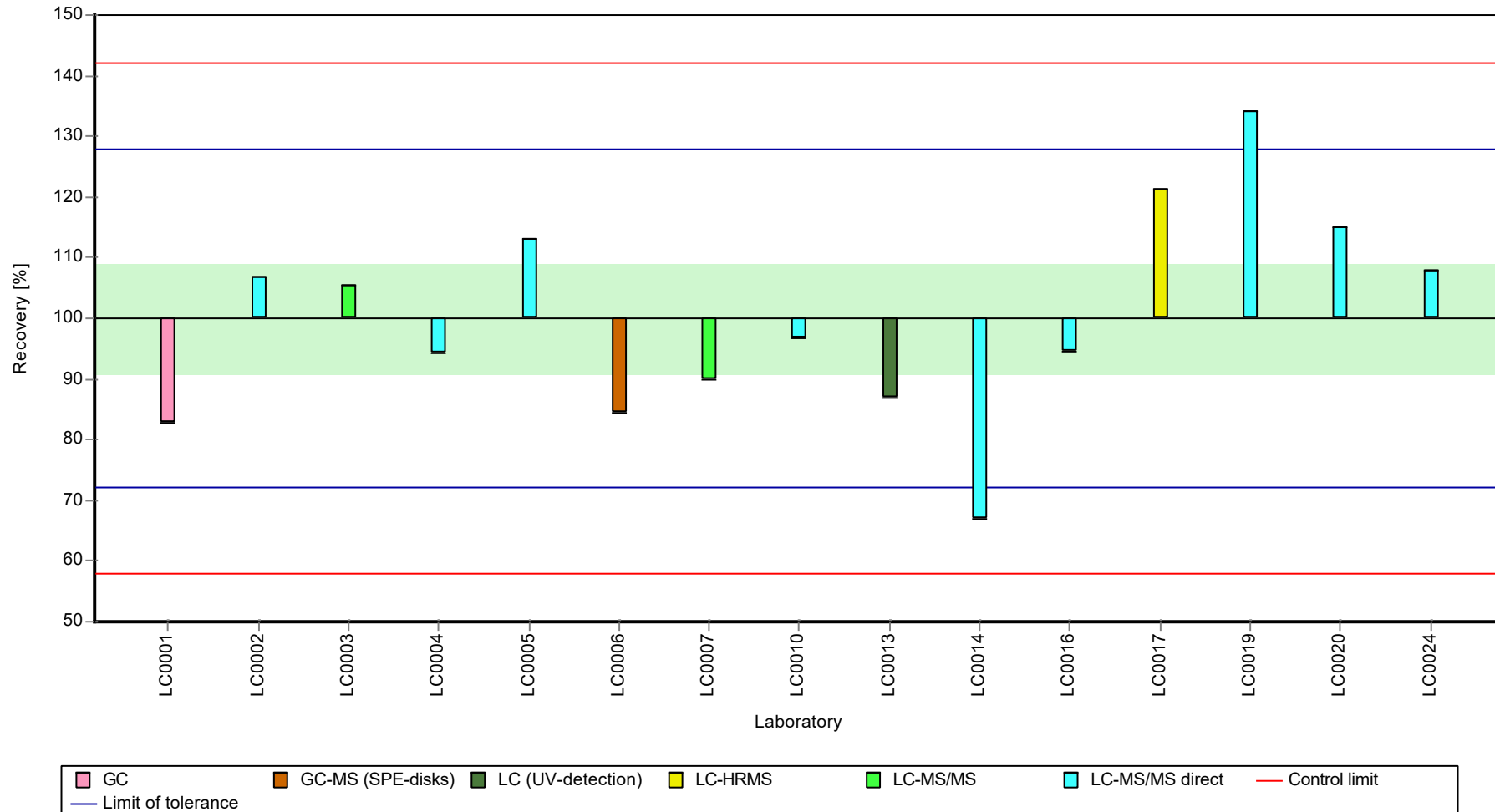
Results



Parameter oriented report Pesticides H112

Sample: H112A, Parameter: Cyanazine

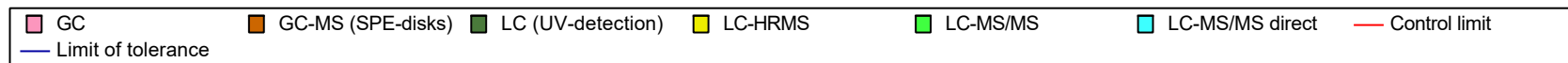
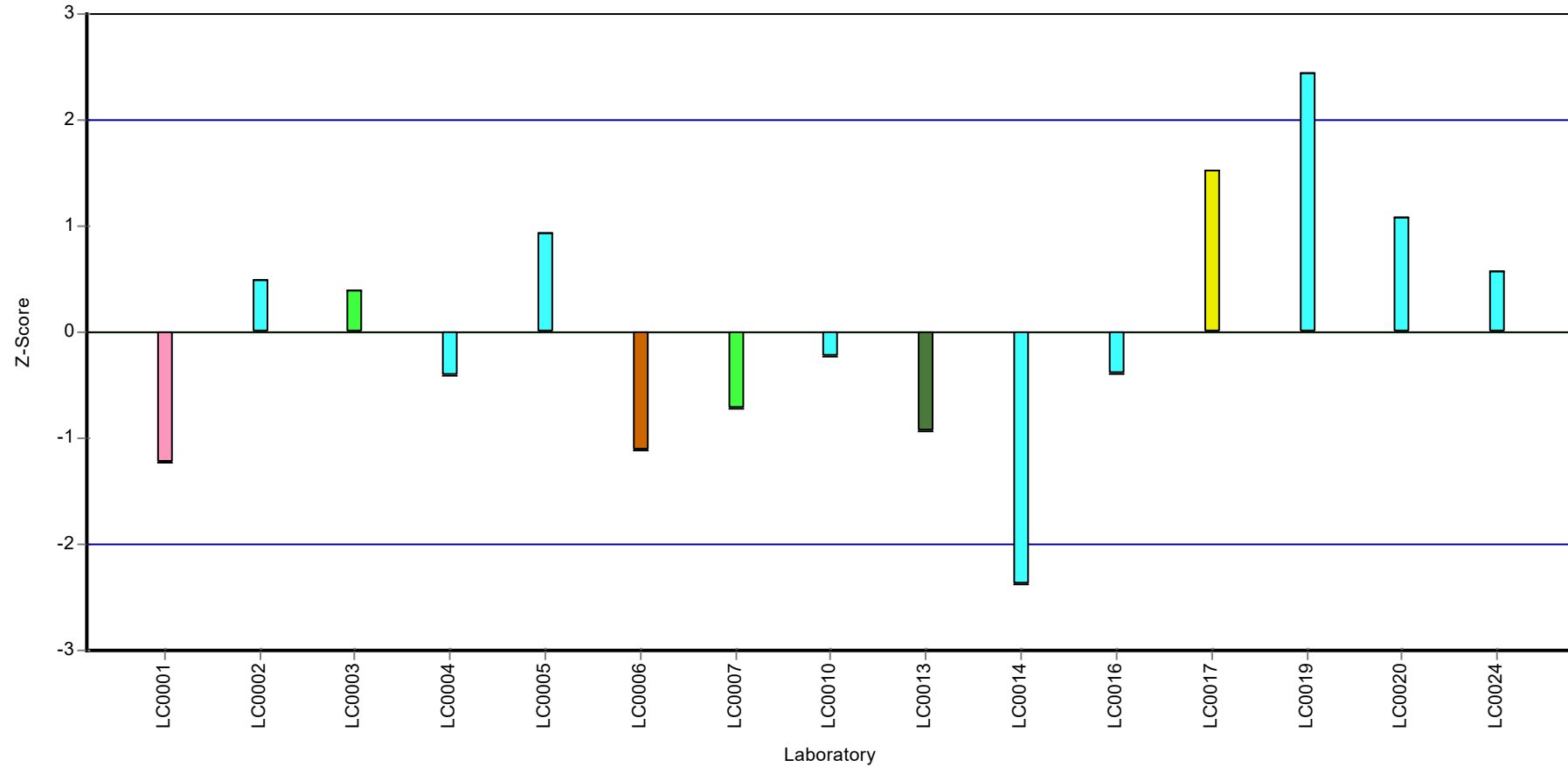
Recovery rate



Parameter oriented report Pesticides H112

Sample: H112A, Parameter: Cyanazine

Z-score



Parameter oriented report Pesticides H112

Sample: H112B, Parameter: Cyanazine

Parameter oriented report

H112 B

Cyanazine

Unit	µg/l
Assigned value ± U (k=2)	0.587 ± 0.0503
Criterion	0.0822 (14 %)
Minimum - Maximum	0.379 - 0.775
Control test value ± U (k=2)	0.4570 ± 0.0685

Labcode	Result	± U	Recovery [%]	z-score	Comments
LC0001	0.472	0.071	80.4	-1.4	
LC0002	0.634	0.27	108	0.57	
LC0003	0.612	0.104	104	0.3	
LC0004	0.545	0.0007	92.8	-0.52	
LC0005	0.651	0.195	111	0.77	
LC0006	0.495	0.099	84.3	-1.12	
LC0007	0.561	0.112	95.5	-0.32	
LC0008	-	-	-	-	
LC0009	-	-	-	-	
LC0010	0.574	0.103	97.7	-0.16	
LC0011	-	-	-	-	
LC0012	-	-	-	-	
LC0013	0.57	0.008	97	-0.21	
LC0014	0.379	0.038	64.5	-2.53	
LC0015	-	-	-	-	
LC0016	0.551	0.134	93.8	-0.44	
LC0017	0.687	0.103	117	1.21	
LC0018	-	-	-	-	
LC0019	0.775	0.0588	132	2.28	
LC0020	0.691	0.14	118	1.26	
LC0021	-	-	-	-	
LC0022	-	-	-	-	
LC0023	-	-	-	-	
LC0024	0.614	0.153	105	0.32	

Characteristics of parameter

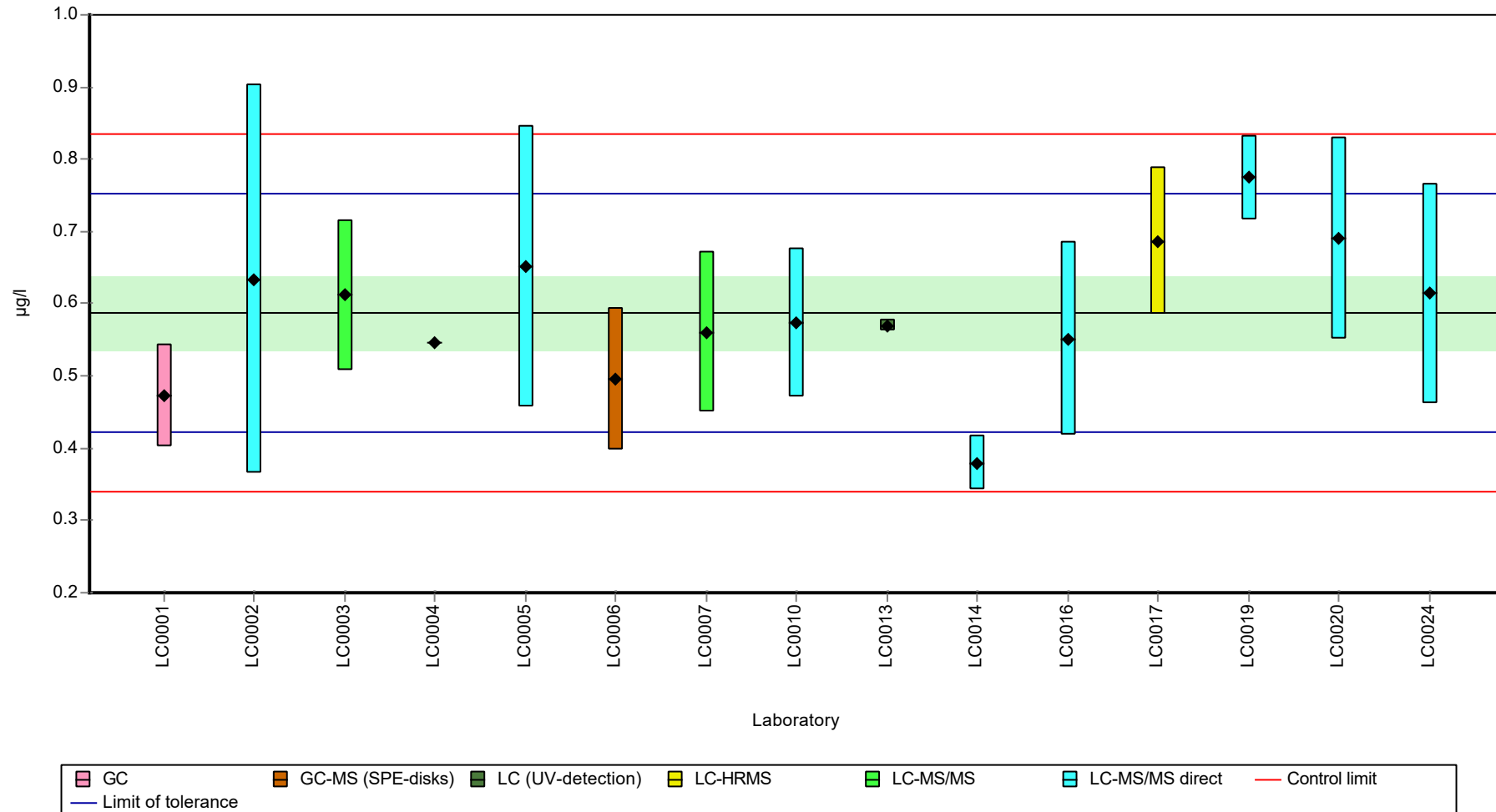
	all results	without outliers	Unit
Mean ± CI (99%)	0.587 ± 0.0755	0.587 ± 0.0755	µg/l
Minimum	0.379	0.379	µg/l
Maximum	0.775	0.775	µg/l
Standard deviation	0.0975	0.0975	µg/l
rel. standard deviation	16.6	16.6	%
n	15	15	-

Parameter oriented report Pesticides H112

Sample: H112B, Parameter: Cyanazine

Graphical presentation of results

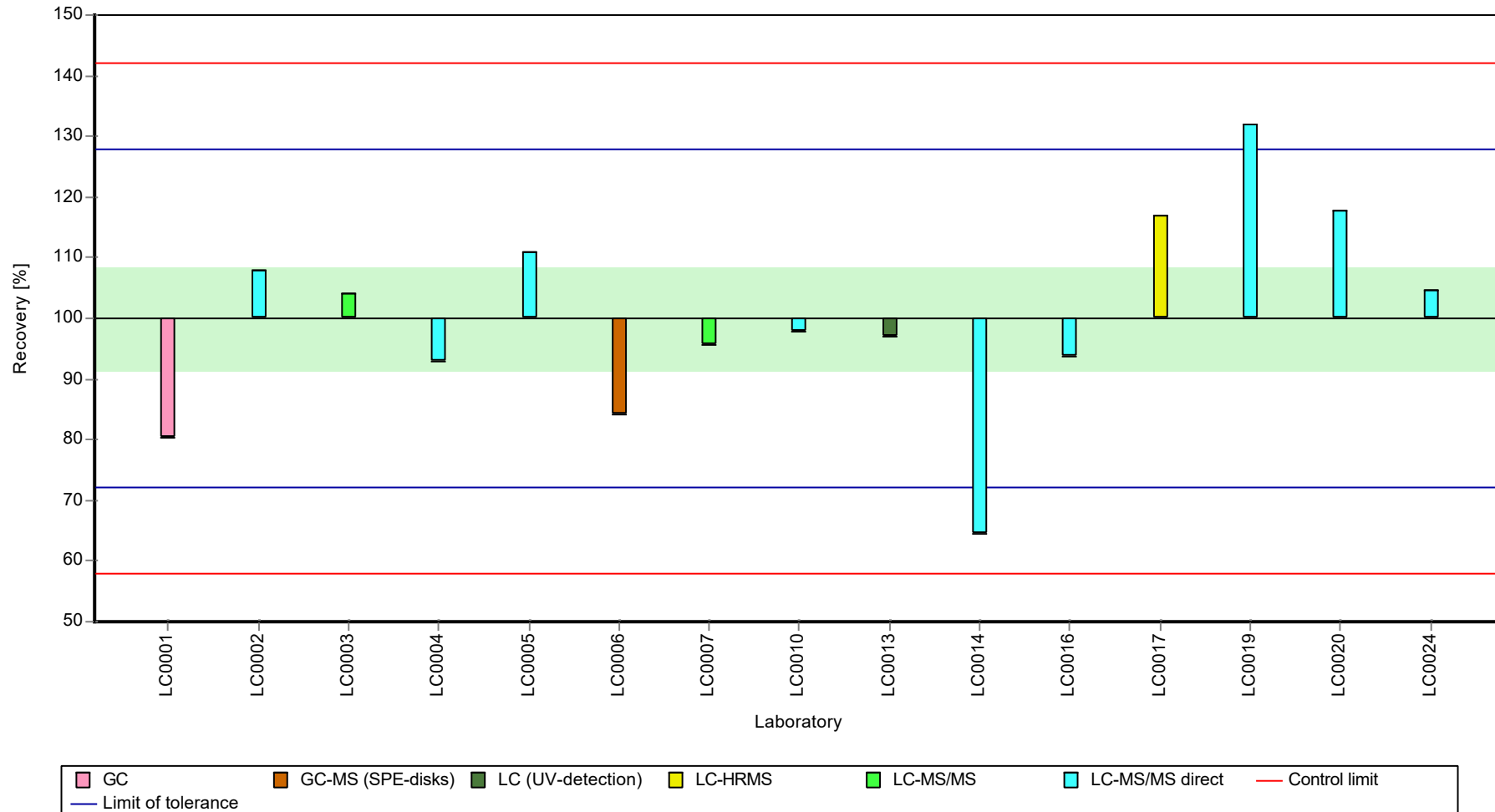
Results



Parameter oriented report Pesticides H112

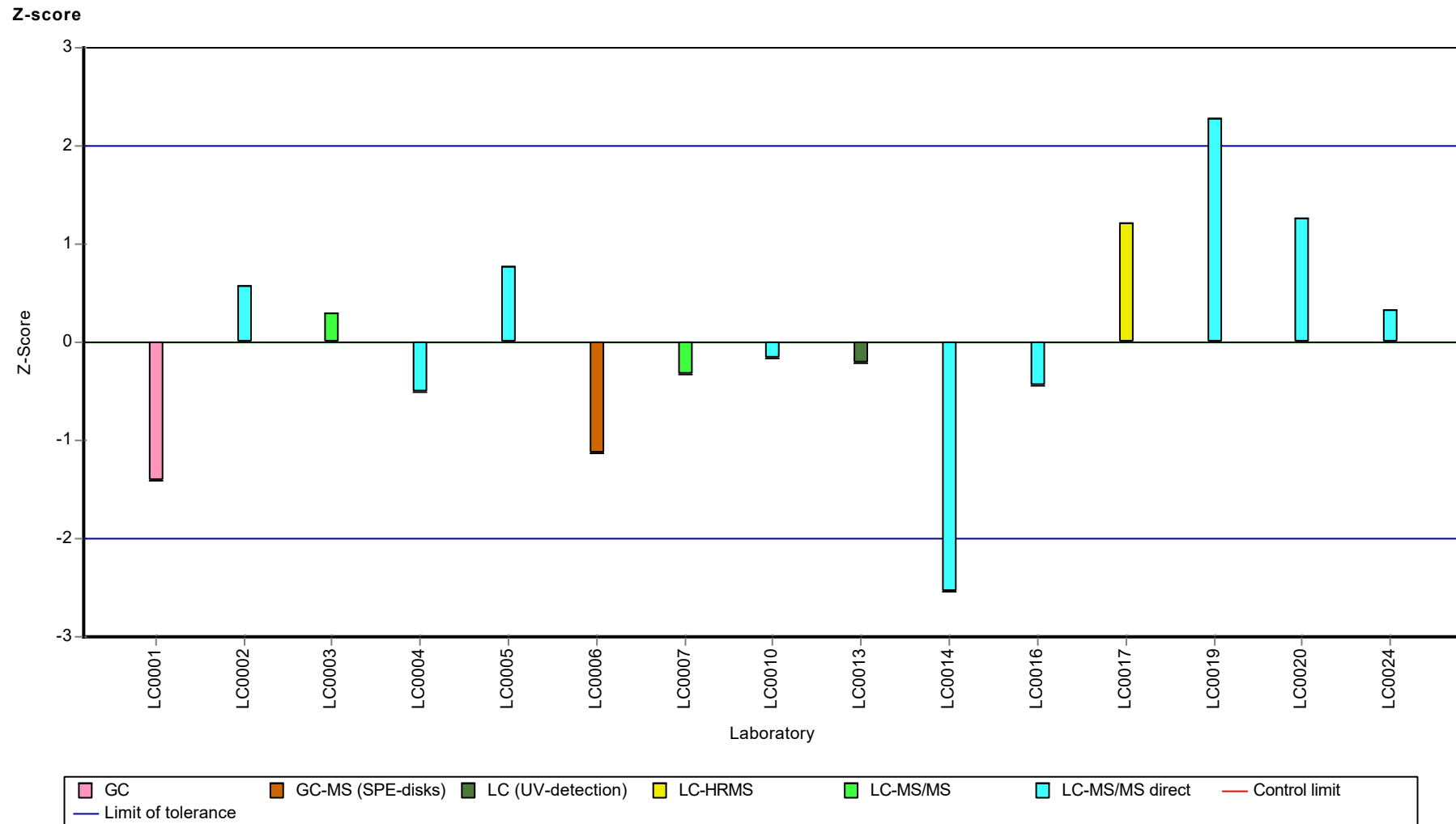
Sample: H112B, Parameter: Cyanazine

Recovery rate



Parameter oriented report Pesticides H112

Sample: H112B, Parameter: Cyanazine



Parameter oriented report

H112 A

Dimethenamide

Unit	µg/l
Assigned value ± U (k=2)	0.395 ± 0.0235
Criterion	0.0395 (10 %)
Minimum - Maximum	0.337 - 0.471
Control test value ± U (k=2)	0.2890 ± 0.0433

Labcode	Result	± U	Recovery [%]	z-score	Comments
LC0001	0.402	0.06	102	0.19	
LC0002	0.395	0.17	100	0.01	
LC0003	0.397	0.0635	101	0.06	
LC0004	0.368	0.0005	93.3	-0.67	
LC0005	0.337	0.101	85.4	-1.46	
LC0006	0.338	0.068	85.7	-1.43	
LC0007	0.247	0.049	62.6	-3.74	H
LC0008	-	-	-	-	
LC0009	0.427	0.128	108	0.82	
LC0010	-	-	-	-	
LC0011	-	-	-	-	
LC0012	0.444	0.13	113	1.25	
LC0013	0.382	0.009	96.8	-0.32	
LC0014	0.371	0.037	94	-0.6	
LC0015	-	-	-	-	
LC0016	0.369	0.074	93.5	-0.65	
LC0017	0.412	0.062	104	0.44	
LC0018	-	-	-	-	
LC0019	0.471	0.0159	119	1.94	
LC0020	0.399	0.08	101	0.11	
LC0021	-	-	-	-	
LC0022	-	-	-	-	
LC0023	-	-	-	-	
LC0024	-	-	-	-	

Characteristics of parameter

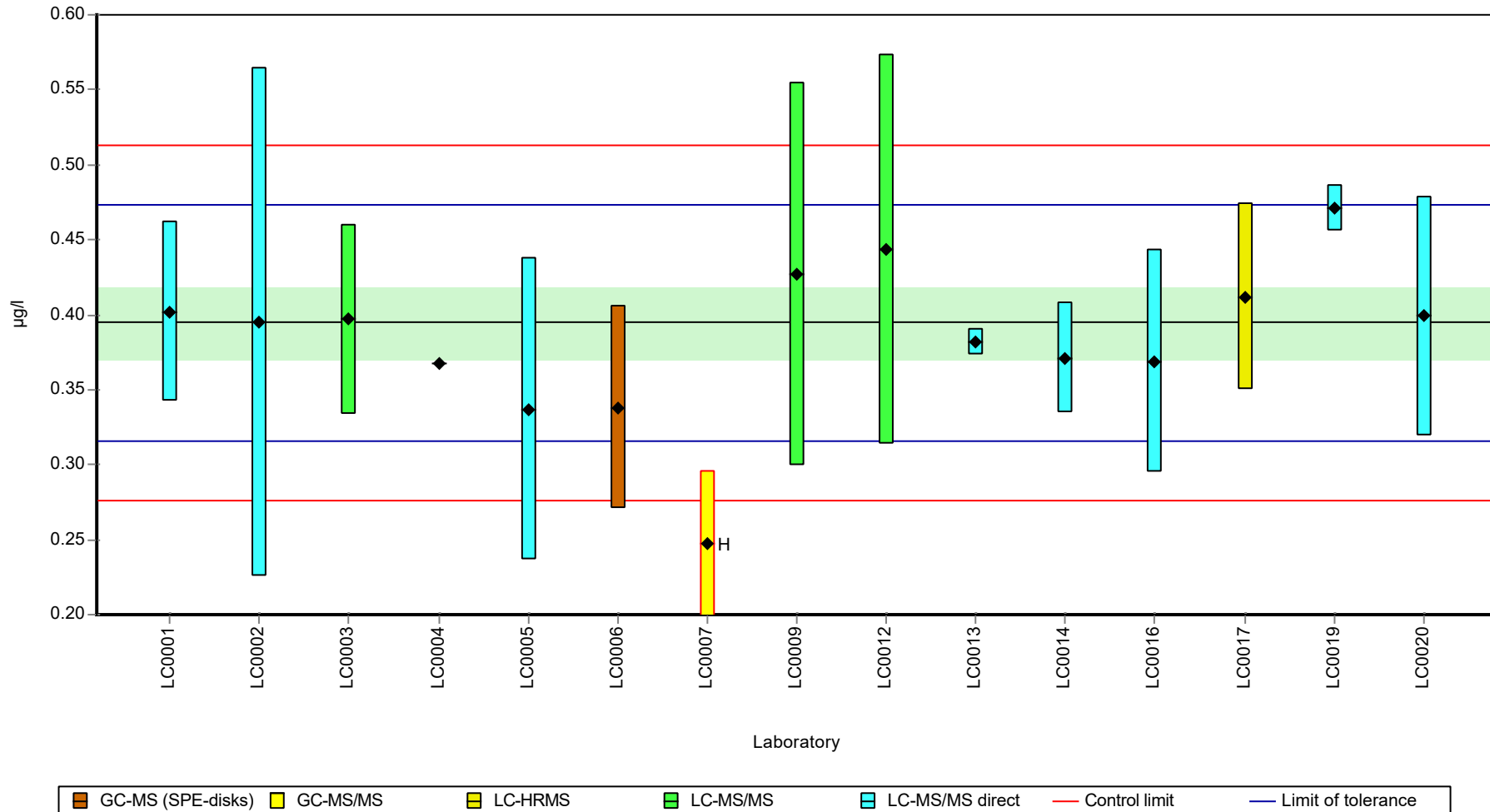
	all results	without outliers	Unit
Mean ± CI (99%)	0.384 ± 0.0406	0.394 ± 0.0301	µg/l
Minimum	0.247	0.337	µg/l
Maximum	0.471	0.471	µg/l
Standard deviation	0.0524	0.0375	µg/l
rel. standard deviation	13.6	9.53	%
n	15	14	-

Parameter oriented report Pesticides H112

Sample: H112A, Parameter: Dimethenamide

Graphical presentation of results

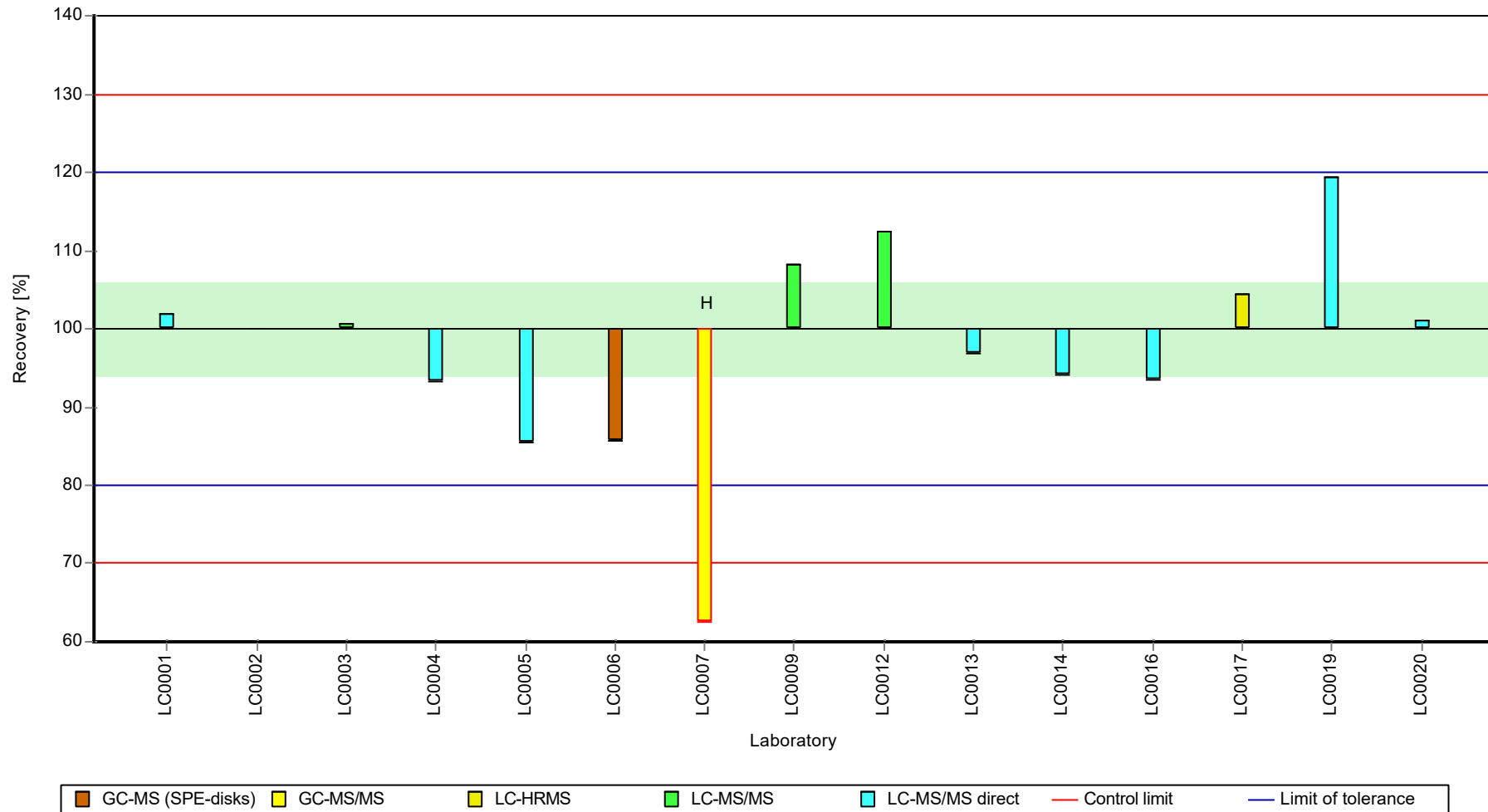
Results



Parameter oriented report Pesticides H112

Sample: H112A, Parameter: Dimethenamide

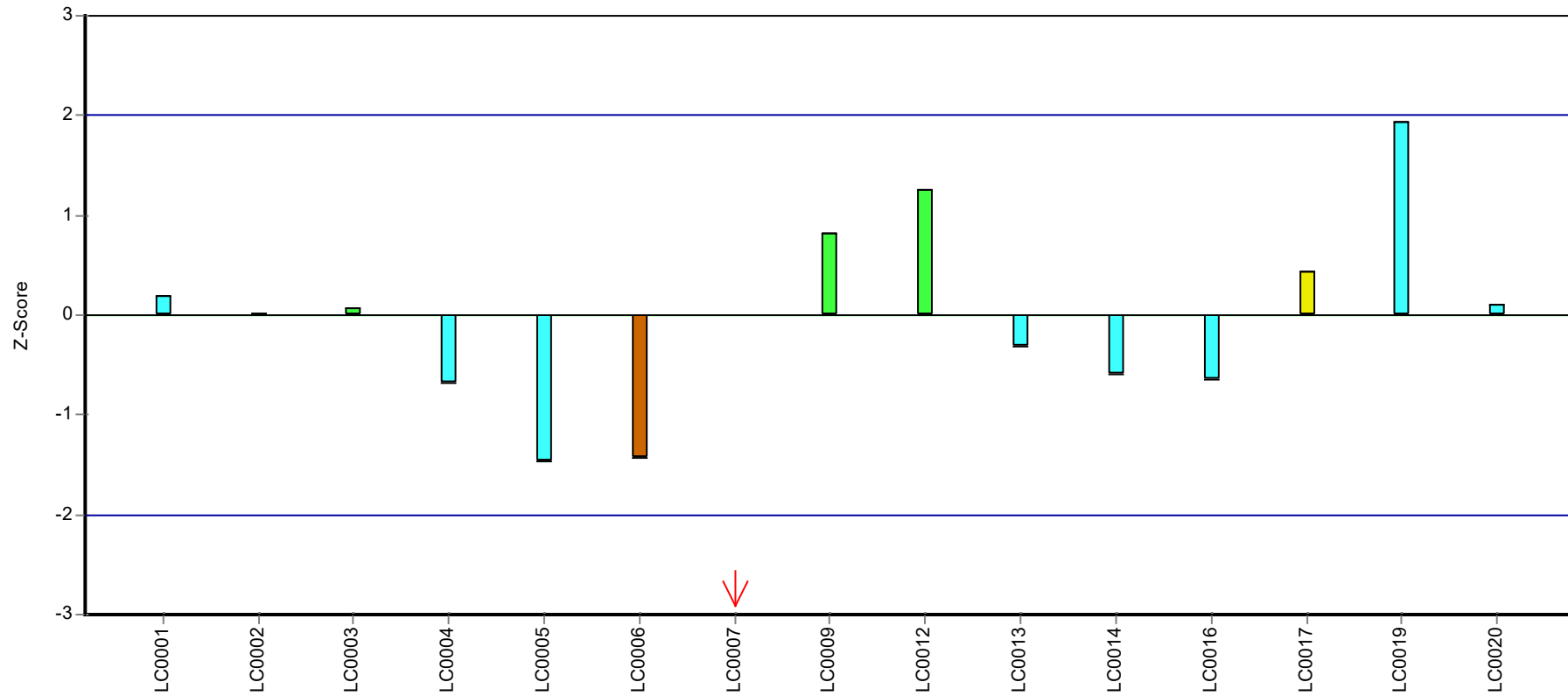
Recovery rate




Parameter oriented report Pesticides H112

Sample: H112A, Parameter: Dimethenamide

Z-score



Laboratory



Parameter oriented report Pesticides H112

Sample: H112B, Parameter: Dimethenamide

Parameter oriented report

H112 B

Dimethenamide

Unit	µg/l
Assigned value ± U (k=2)	0.324 ± 0.0279
Criterion	0.0324 (10 %)
Minimum - Maximum	0.213 - 0.396
Control test value ± U (k=2)	0.2440 ± 0.0366

Labcode	Result	± U	Recovery [%]	z-score	Comments
LC0001	0.314	0.047	97	-0.3	
LC0002	0.339	0.14	105	0.47	
LC0003	0.338	0.0709	104	0.44	
LC0004	0.31	0.0004	95.7	-0.43	
LC0005	0.266	0.08	82.1	-1.79	
LC0006	0.294	0.059	90.8	-0.92	
LC0007	0.213	0.043	65.8	-3.42	
LC0008	-	-	-	-	
LC0009	0.369	0.111	114	1.39	
LC0010	-	-	-	-	
LC0011	-	-	-	-	
LC0012	0.389	0.12	120	2.01	
LC0013	0.319	0.009	98.5	-0.15	
LC0014	0.303	0.03	93.6	-0.64	
LC0015	-	-	-	-	
LC0016	0.317	0.063	97.9	-0.21	
LC0017	0.356	0.053	110	0.99	
LC0018	-	-	-	-	
LC0019	0.396	0.0171	122	2.23	
LC0020	0.345	0.069	107	0.65	
LC0021	-	-	-	-	
LC0022	-	-	-	-	
LC0023	-	-	-	-	
LC0024	-	-	-	-	

Characteristics of parameter

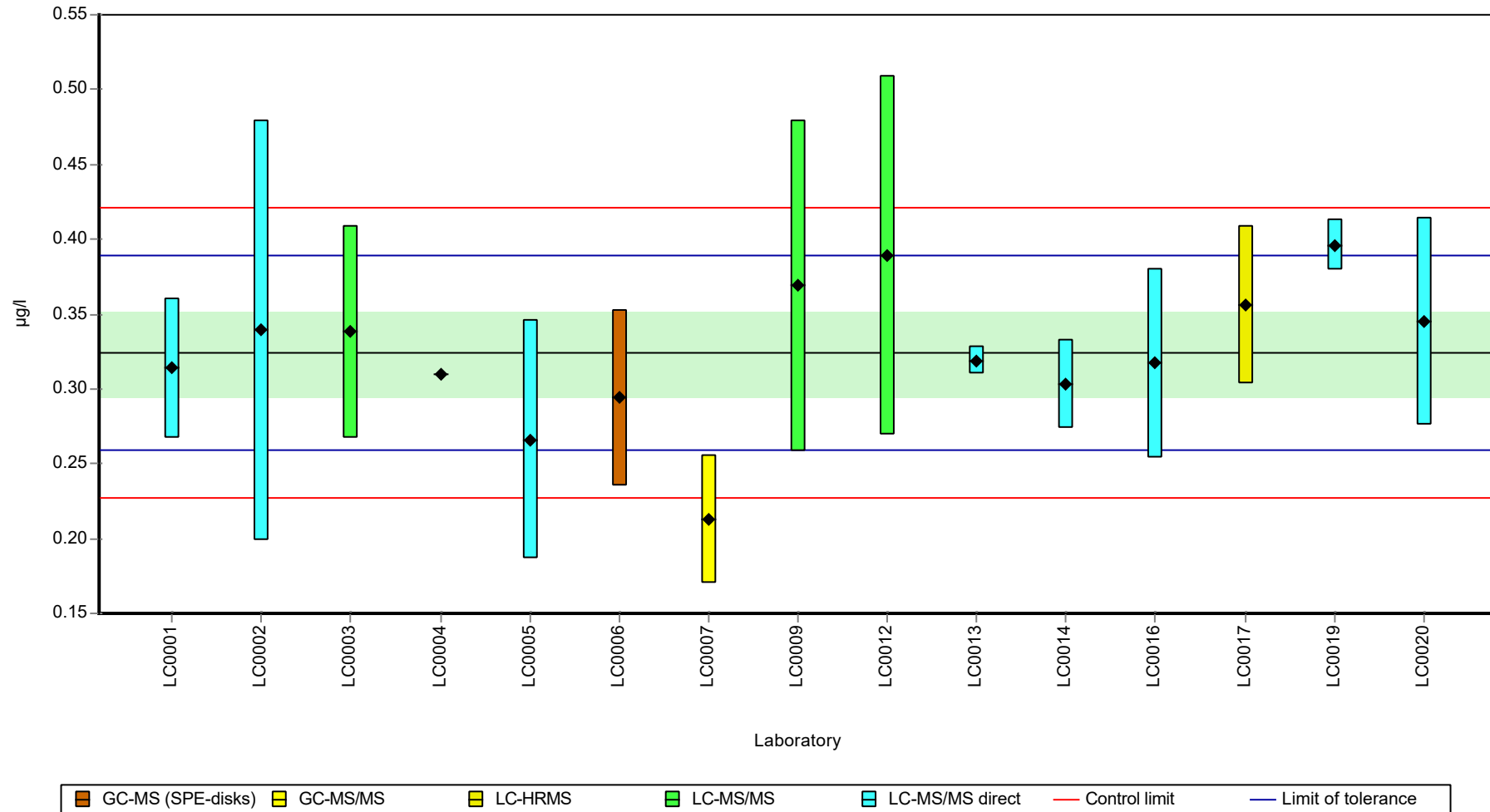
	all results	without outliers	Unit
Mean ± CI (99%)	0.325 ± 0.0363	0.325 ± 0.0363	µg/l
Minimum	0.213	0.213	µg/l
Maximum	0.396	0.396	µg/l
Standard deviation	0.0468	0.0468	µg/l
rel. standard deviation	14.4	14.4	%
n	15	15	-

Parameter oriented report Pesticides H112

Sample: H112B, Parameter: Dimethenamide

Graphical presentation of results

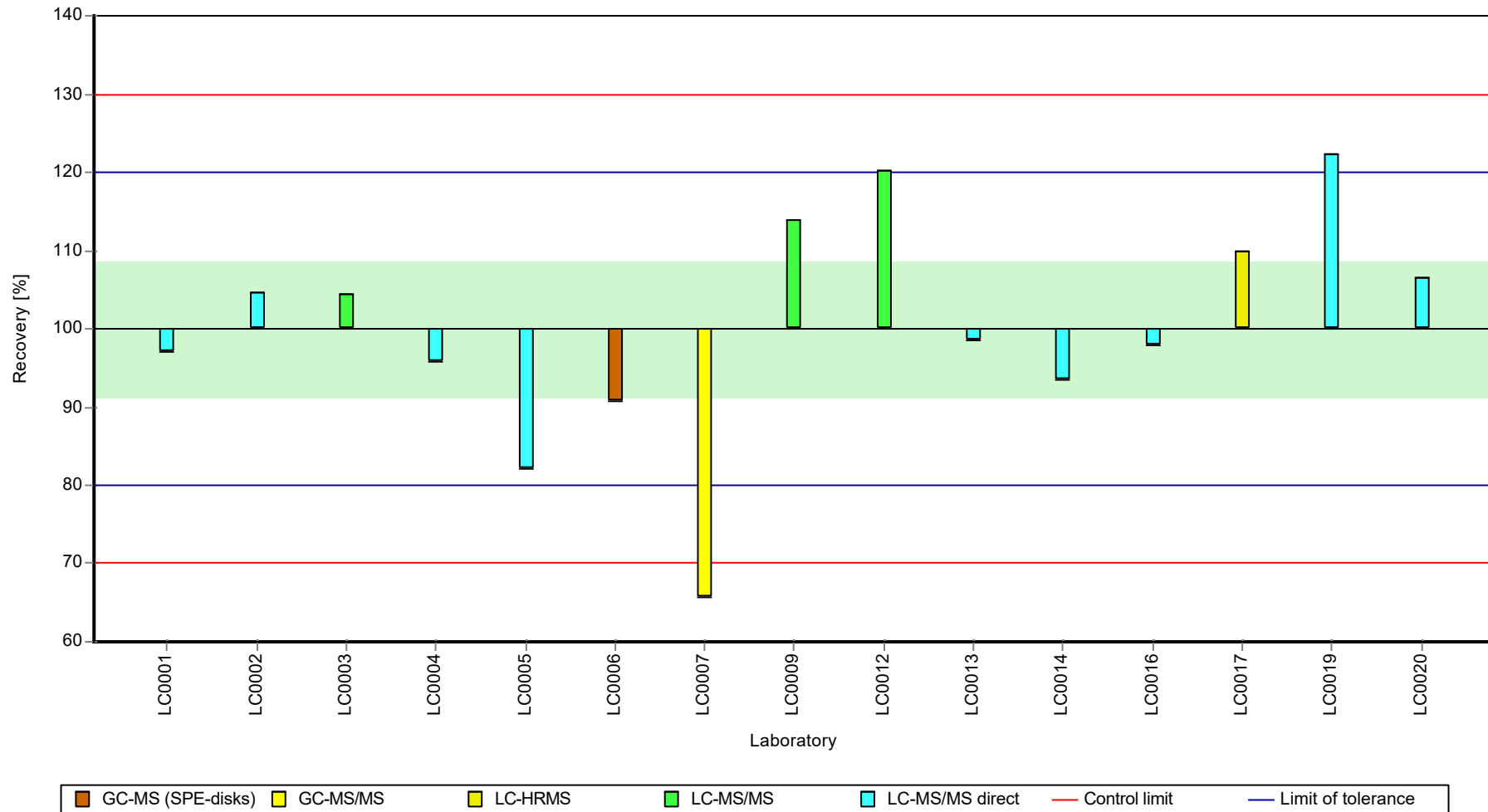
Results



Parameter oriented report Pesticides H112

Sample: H112B, Parameter: Dimethenamide

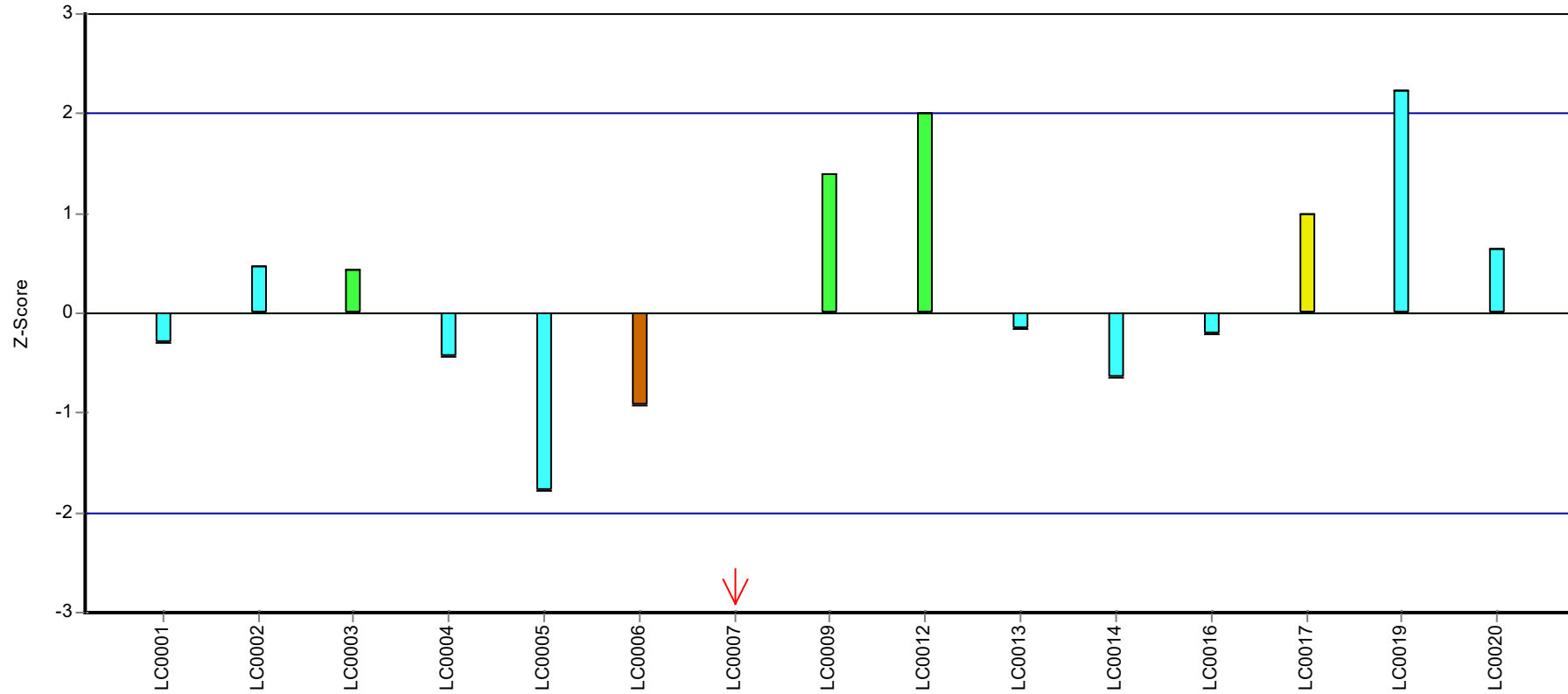
Recovery rate




Parameter oriented report Pesticides H112

Sample: H112B, Parameter: Dimethenamide

Z-score



Laboratory



Parameter oriented report

H112 A

Diuron

Unit	µg/l
Assigned value ± U (k=2)	0.403 ± 0.0233
Criterion	0.0524 (13 %)
Minimum - Maximum	0.329 - 0.503
Control test value ± U (k=2)	0.3260 ± 0.0489

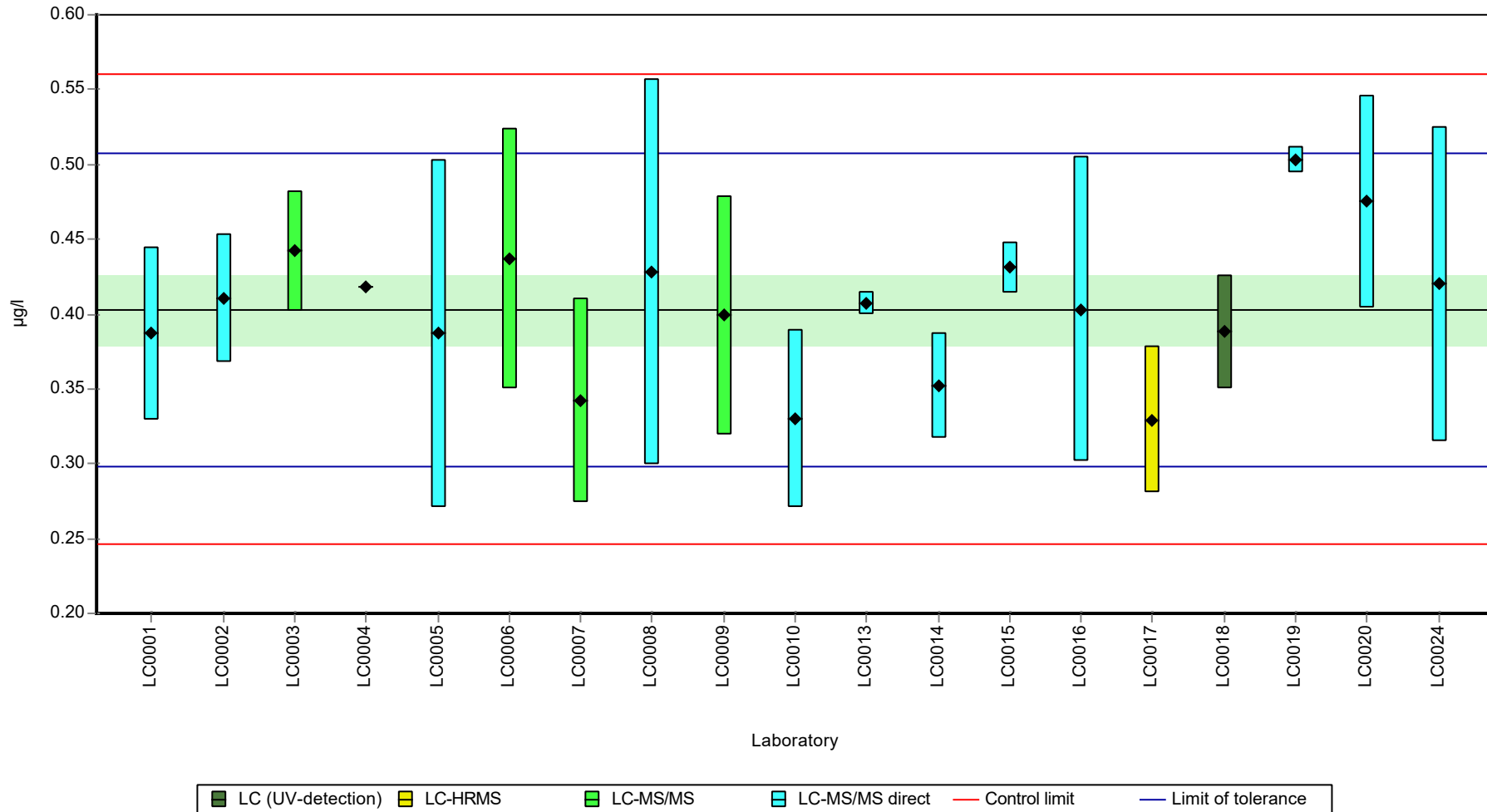
Labcode	Result	± U	Recovery [%]	z-score	Comments
LC0001	0.387	0.058	96	-0.3	
LC0002	0.41	0.043	102	0.14	
LC0003	0.442	0.0398	110	0.75	
LC0004	0.418	0.0007	104	0.29	
LC0005	0.387	0.116	96	-0.3	
LC0006	0.437	0.087	108	0.65	
LC0007	0.342	0.068	84.9	-1.16	
LC0008	0.428	0.129	106	0.48	
LC0009	0.399	0.08	99	-0.08	
LC0010	0.33	0.059	81.9	-1.39	
LC0011	-	-	-	-	
LC0012	-	-	-	-	
LC0013	0.407	0.008	101	0.08	
LC0014	0.352	0.035	87.4	-0.97	
LC0015	0.431	0.017	107	0.54	
LC0016	0.403	0.102	100	0.00	
LC0017	0.329	0.049	81.6	-1.41	
LC0018	0.388	0.038	96.3	-0.28	
LC0019	0.503	0.0085	125	1.91	
LC0020	0.475	0.071	118	1.38	
LC0021	-	-	-	-	
LC0022	-	-	-	-	
LC0023	-	-	-	-	
LC0024	0.42	0.105	104	0.33	

Characteristics of parameter

	all results	without outliers	Unit
Mean ± CI (99%)	0.405 ± 0.0315	0.405 ± 0.0315	µg/l
Minimum	0.329	0.329	µg/l
Maximum	0.503	0.503	µg/l
Standard deviation	0.0458	0.0458	µg/l
rel. standard deviation	11.3	11.3	%
n	19	19	-

Graphical presentation of results

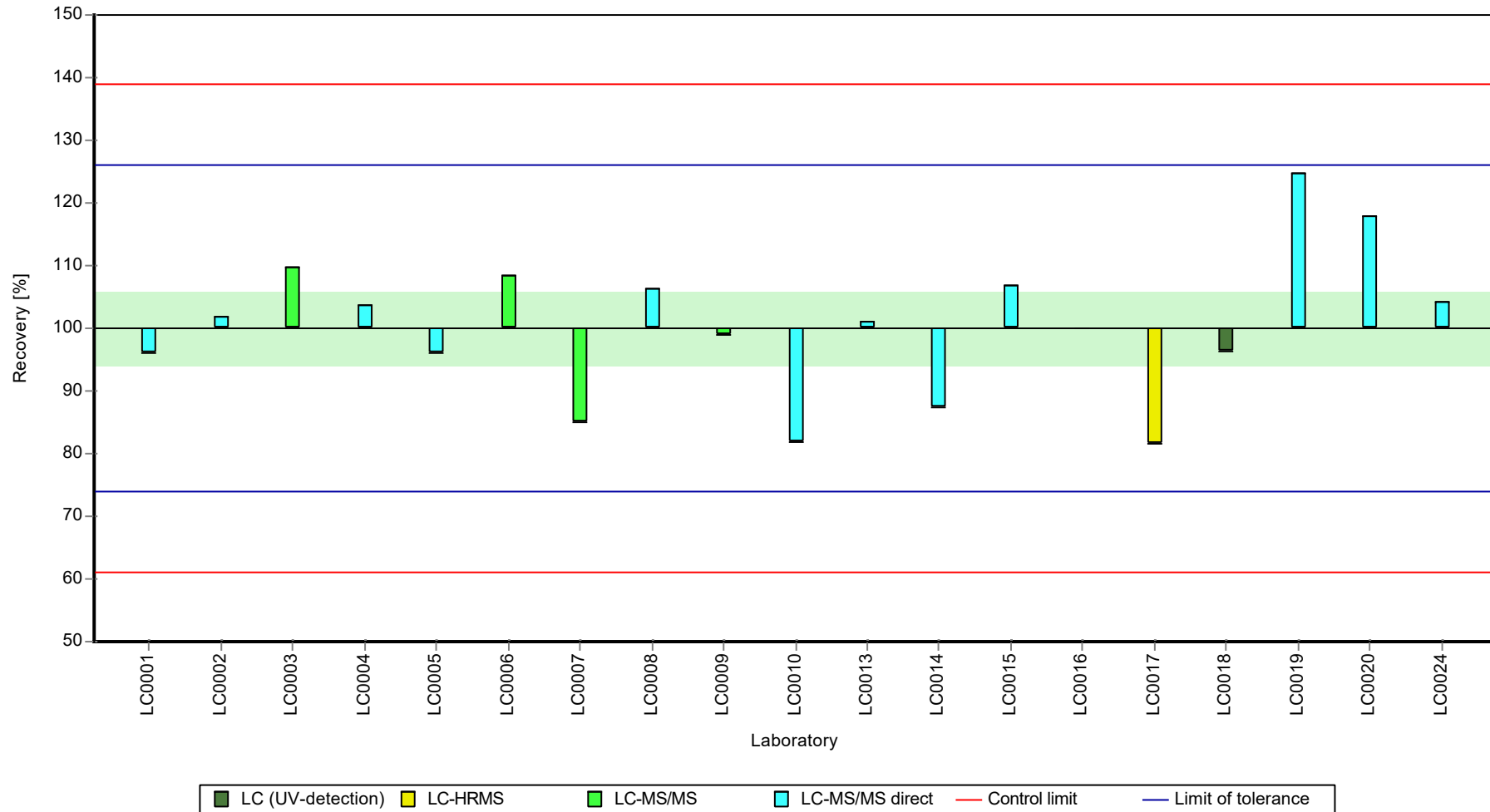
Results



Parameter oriented report Pesticides H112

Sample: H112A, Parameter: Diuron

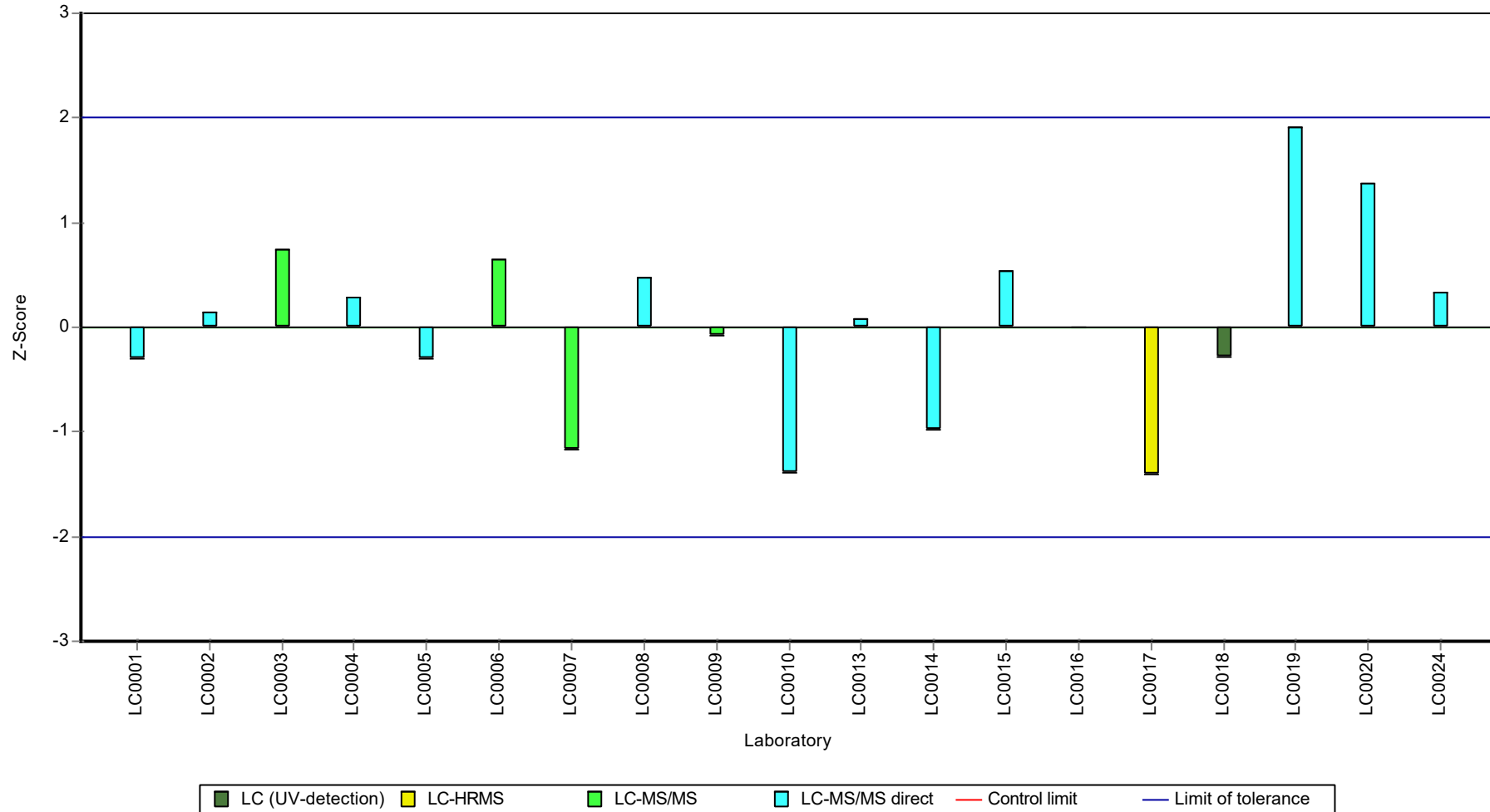
Recovery rate



Parameter oriented report Pesticides H112

Sample: H112A, Parameter: Diuron

Z-score



Parameter oriented report Pesticides H112

Sample: H112B, Parameter: Diuron

Parameter oriented report

H112 B

Diuron

Unit	µg/l
Assigned value ± U (k=2)	0.85 ± 0.0429
Criterion	0.11 (13 %)
Minimum - Maximum	0.694 - 1.01
Control test value ± U (k=2)	0.6870 ± 0.103

Labcode	Result	± U	Recovery [%]	z-score	Comments
LC0001	0.759	0.114	89.3	-0.82	
LC0002	0.878	0.1	103	0.26	
LC0003	0.894	0.0984	105	0.4	
LC0004	0.864	0.0014	102	0.13	
LC0005	0.763	0.229	89.8	-0.79	
LC0006	0.876	0.175	103	0.24	
LC0007	0.906	0.181	107	0.51	
LC0008	0.957	0.287	113	0.97	
LC0009	0.839	0.168	98.7	-0.1	
LC0010	0.694	0.125	81.7	-1.41	
LC0011	-	-	-	-	
LC0012	-	-	-	-	
LC0013	0.832	0.03	97.9	-0.16	
LC0014	0.739	0.074	87	-1	
LC0015	0.897	0.077	106	0.43	
LC0016	0.807	0.204	95	-0.39	
LC0017	0.784	0.118	92.3	-0.59	
LC0018	0.817	0.08	96.1	-0.3	
LC0019	1.01	0.0901	119	1.45	
LC0020	0.995	0.15	117	1.31	
LC0021	-	-	-	-	
LC0022	-	-	-	-	
LC0023	-	-	-	-	
LC0024	0.864	0.216	102	0.13	

Characteristics of parameter

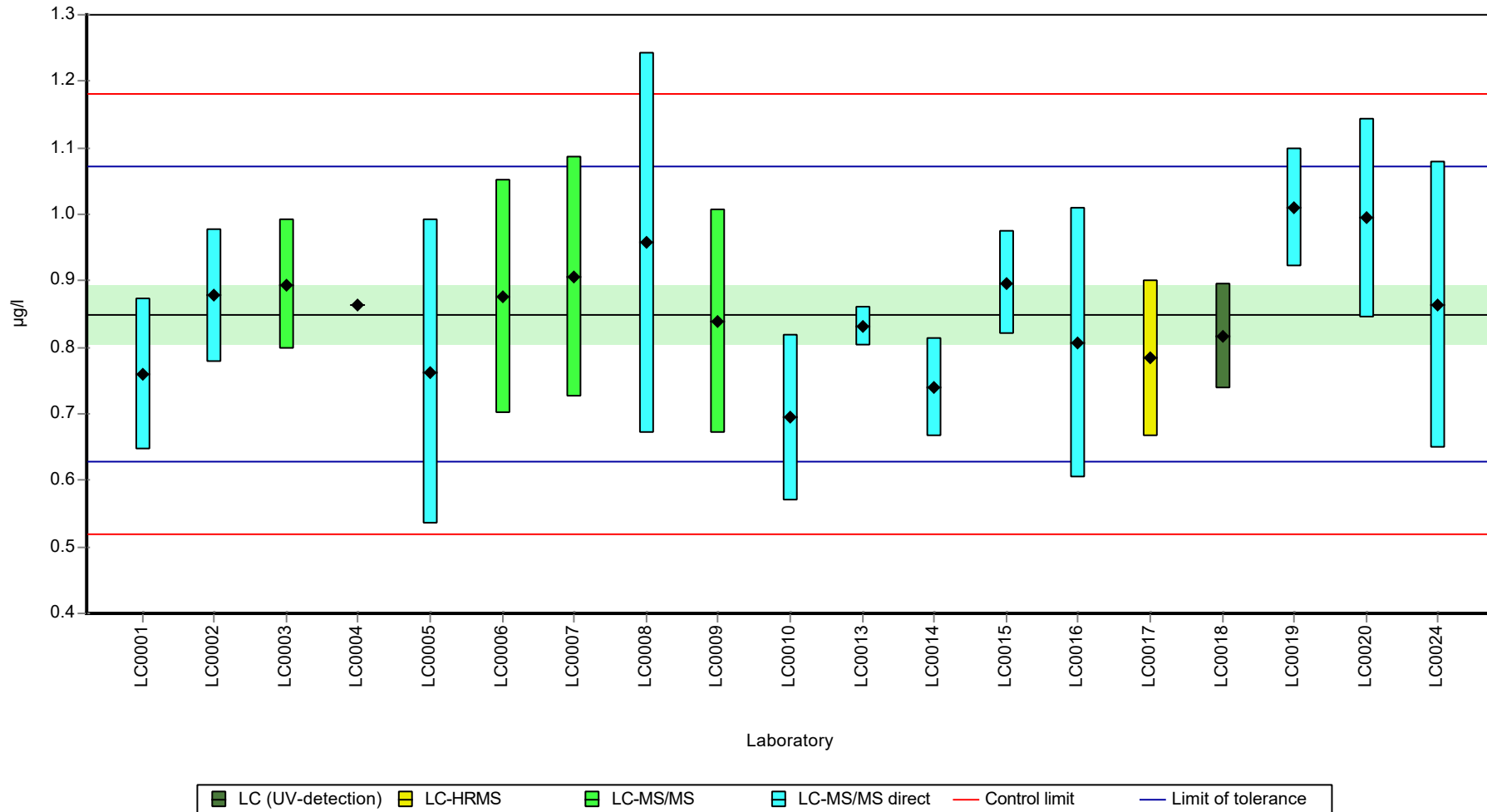
	all results	without outliers	Unit
Mean ± CI (99%)	0.851 ± 0.0579	0.851 ± 0.0579	µg/l
Minimum	0.694	0.694	µg/l
Maximum	1.01	1.01	µg/l
Standard deviation	0.0841	0.0841	µg/l
rel. standard deviation	9.88	9.88	%
n	19	19	-

Parameter oriented report Pesticides H112

Sample: H112B, Parameter: Diuron

Graphical presentation of results

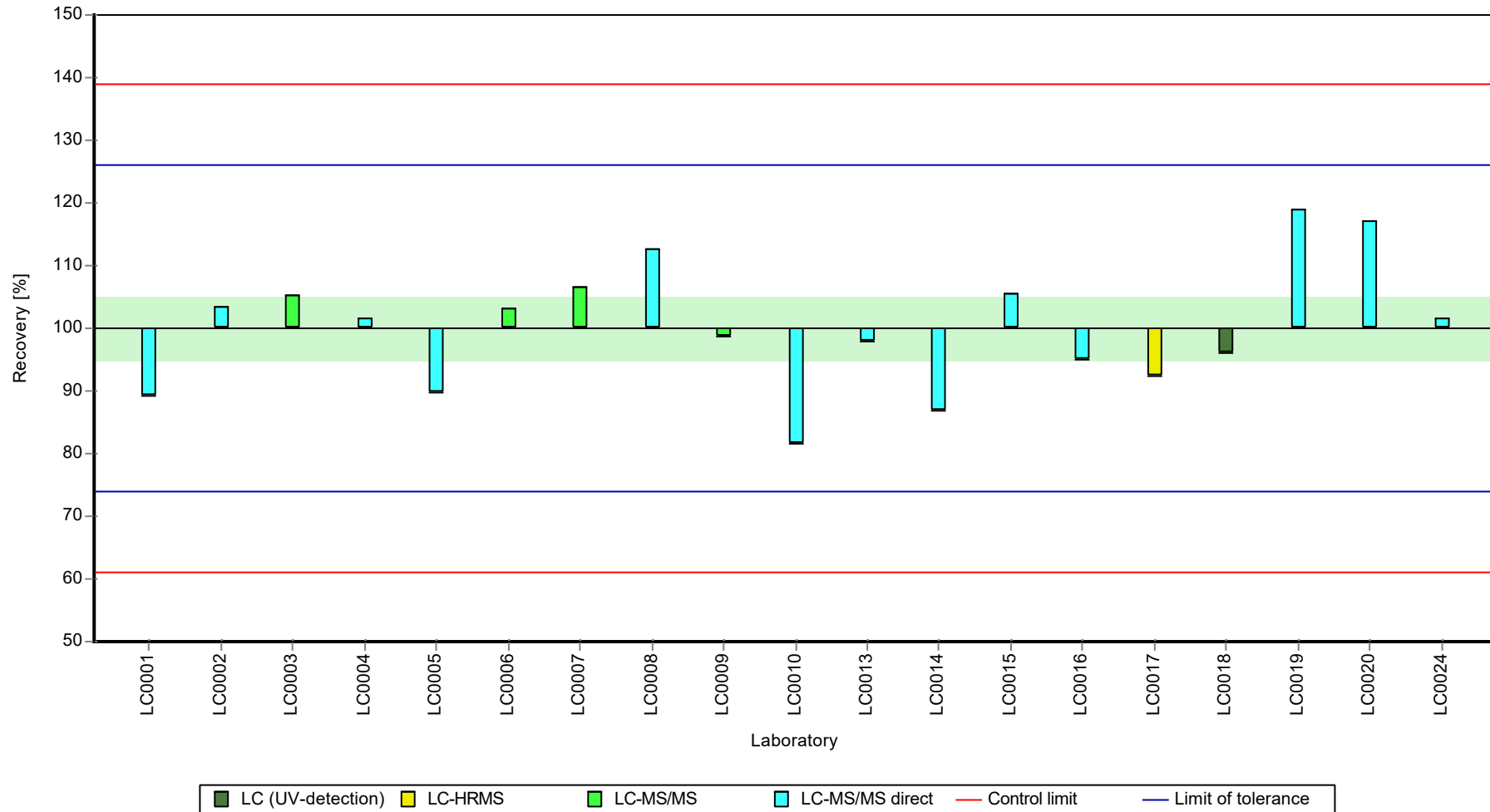
Results



Parameter oriented report Pesticides H112

Sample: H112B, Parameter: Diuron

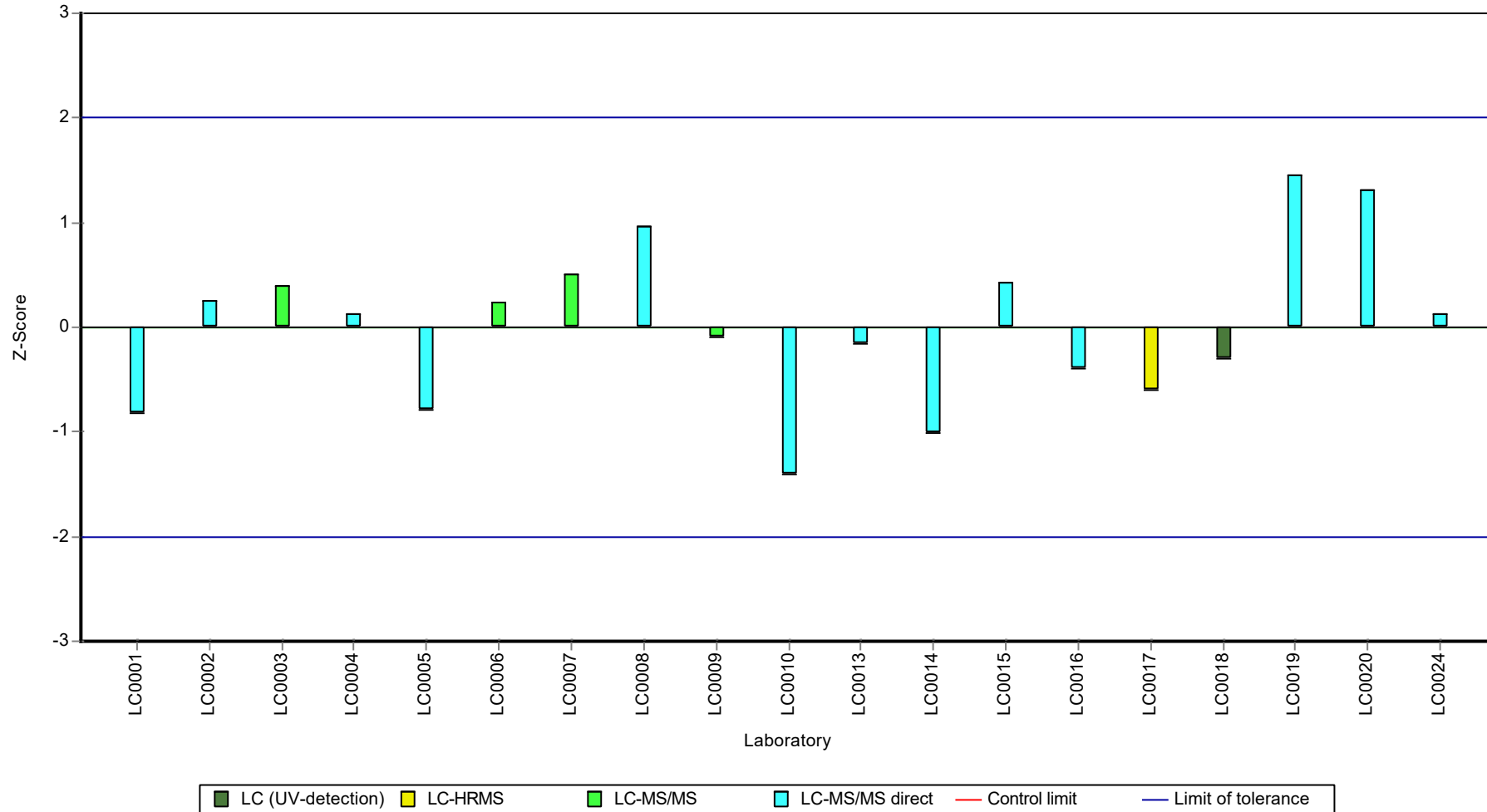
Recovery rate



Parameter oriented report Pesticides H112

Sample: H112B, Parameter: Diuron

Z-score



Parameter oriented report Pesticides H112

Sample: H112A, Parameter: Metolachlor

Parameter oriented report

H112 A

Metolachlor

Unit	µg/l
Assigned value ± U (k=2)	0.538 ± 0.0212
Criterion	0.0807 (15 %)
Minimum - Maximum	0.445 - 0.617
Control test value ± U (k=2)	0.3860 ± 0.0579

Labcode	Result	± U	Recovery [%]	z-score	Comments
LC0001	0.501	0.075	93.2	-0.46	
LC0002	0.518	0.054	96.3	-0.25	
LC0003	0.544	0.0653	101	0.08	
LC0004	0.546	0.0009	102	0.1	
LC0005	0.511	0.153	95	-0.33	
LC0006	0.52	0.104	96.7	-0.22	
LC0007	0.513	0.103	95.4	-0.31	
LC0008	0.577	0.173	107	0.48	
LC0009	0.603	0.121	112	0.81	
LC0010	0.449	0.081	83.5	-1.1	
LC0011	0.617	0.047	115	0.98	
LC0012	0.575	0.17	107	0.46	
LC0013	0.544	0.008	101	0.08	
LC0014	0.445	0.045	82.7	-1.15	
LC0015	0.559	0.005	104	0.26	
LC0016	0.515	0.171	95.8	-0.28	
LC0017	0.586	0.088	109	0.6	
LC0018	0.534	0.057	99.3	-0.05	
LC0019	0.689	0.0118	128	1.87	H
LC0020	0.543	0.081	101	0.06	
LC0021	-	-	-	-	
LC0022	0.585	0.099	109	0.58	
LC0023	-	-	-	-	
LC0024	0.537	0.134	99.8	-0.01	

Characteristics of parameter

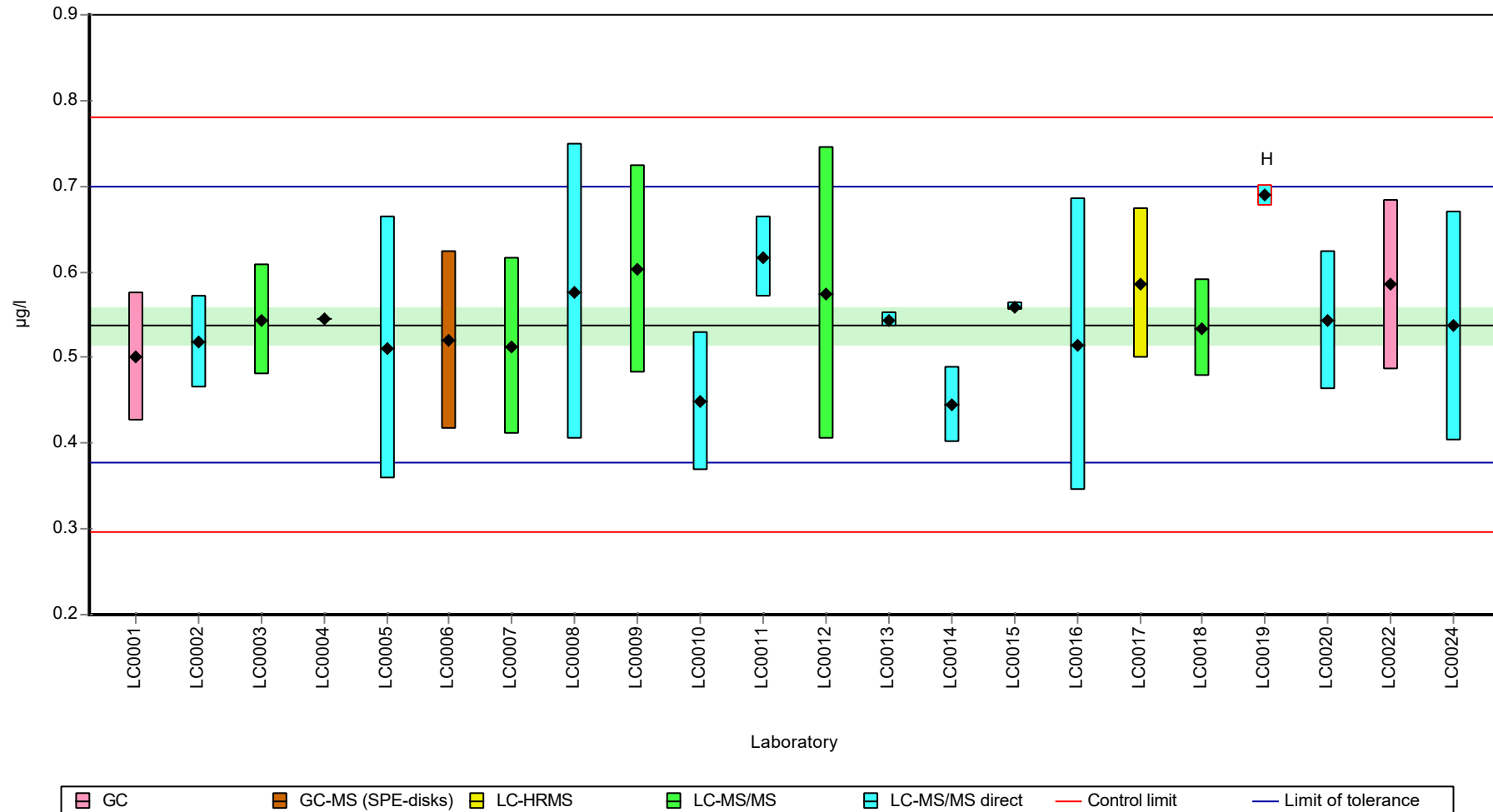
	all results	without outliers	Unit
Mean ± CI (99%)	0.546 ± 0.0343	0.539 ± 0.0289	µg/l
Minimum	0.445	0.445	µg/l
Maximum	0.689	0.617	µg/l
Standard deviation	0.0536	0.0442	µg/l
rel. standard deviation	9.83	8.19	%
n	22	21	-

Parameter oriented report Pesticides H112

Sample: H112A, Parameter: Metolachlor

Graphical presentation of results

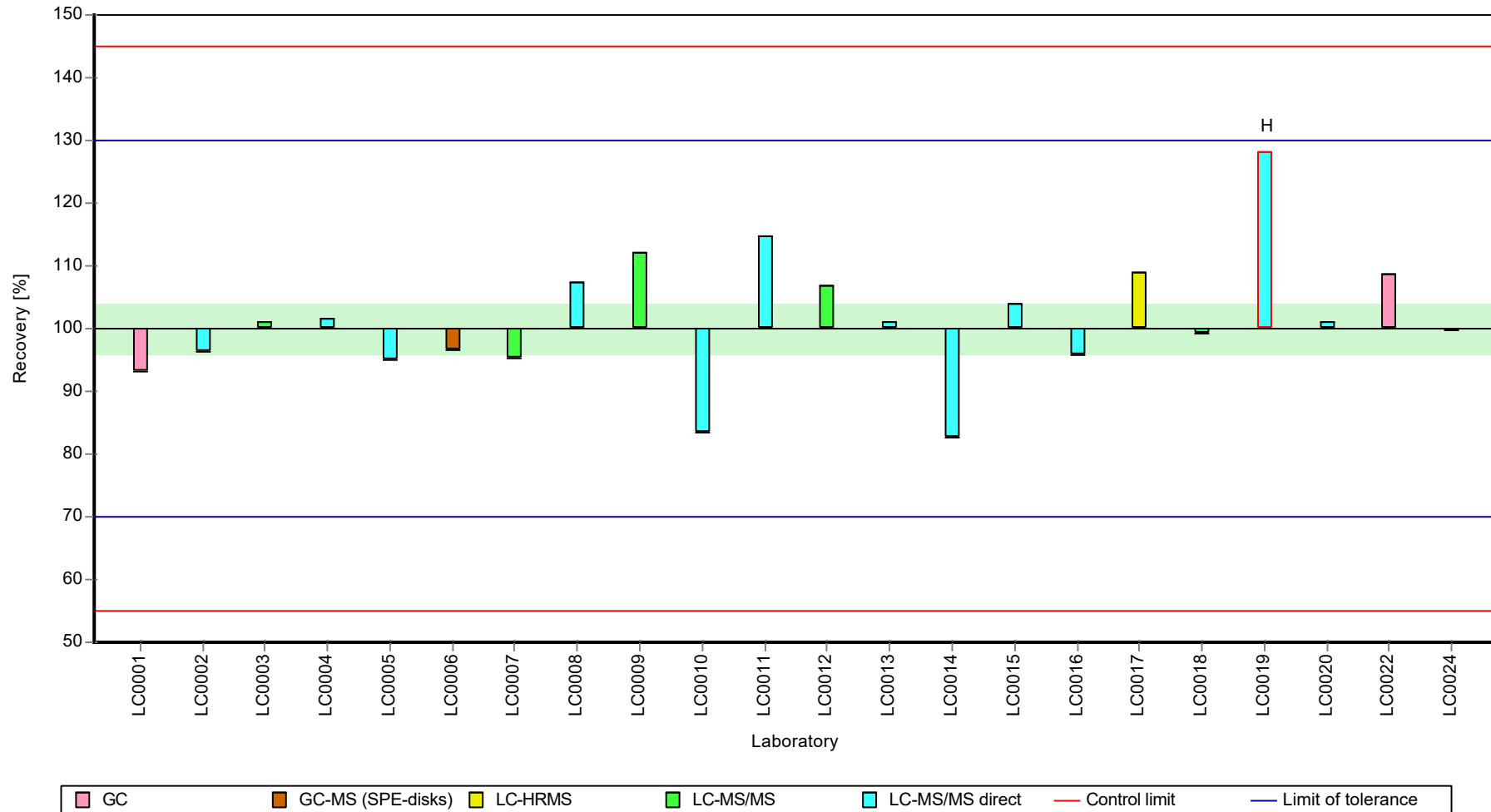
Results



Parameter oriented report Pesticides H112

Sample: H112A, Parameter: Metolachlor

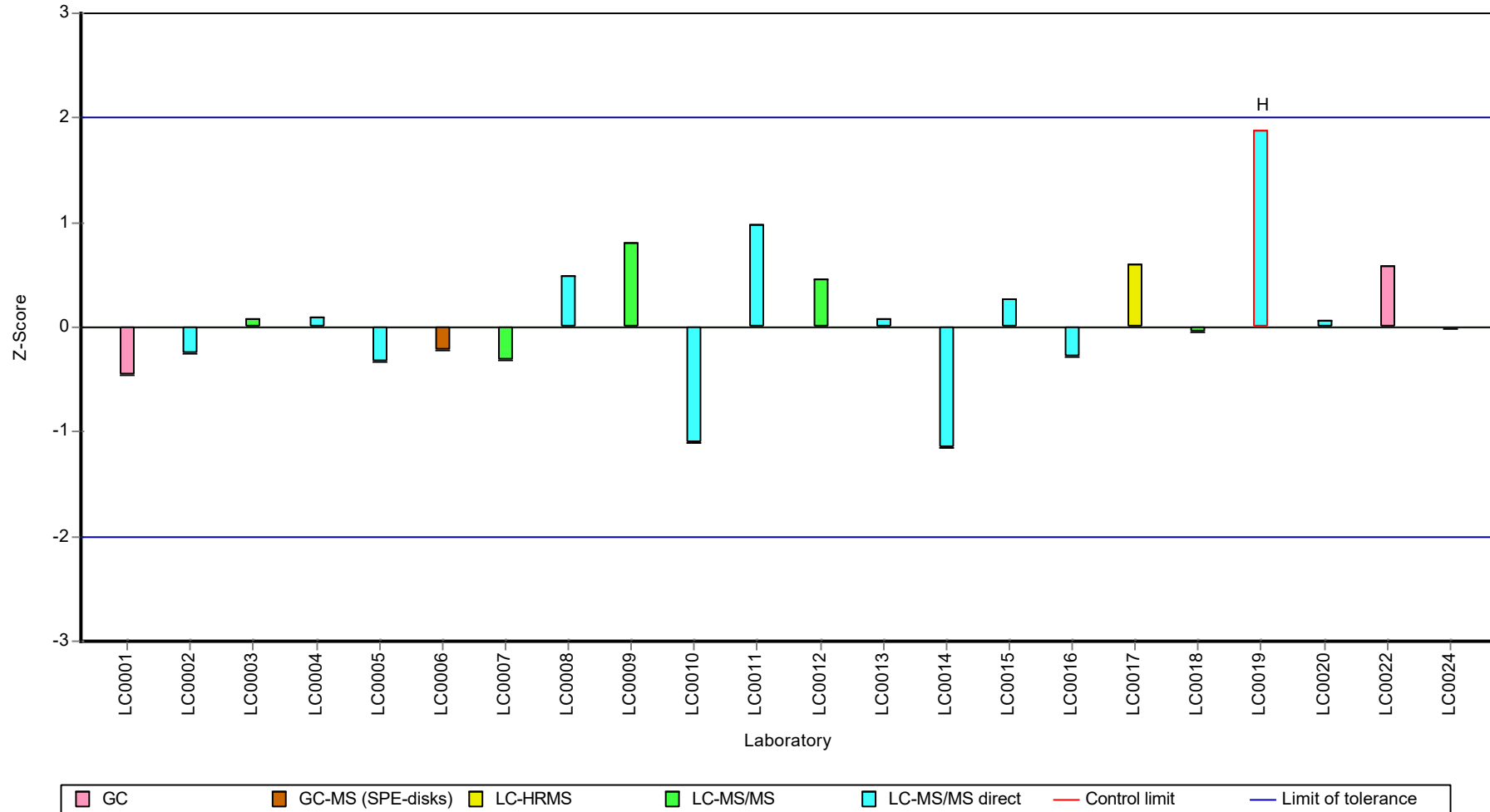
Recovery rate



Parameter oriented report Pesticides H112

Sample: H112A, Parameter: Metolachlor

Z-score



Parameter oriented report Pesticides H112

Sample: H112B, Parameter: Metolachlor

Parameter oriented report

H112 B

Metolachlor

Unit	µg/l
Assigned value ± U (k=2)	0.264 ± 0.0101
Criterion	0.0397 (15 %)
Minimum - Maximum	0.213 - 0.302
Control test value ± U (k=2)	0.1960 ± 0.0294

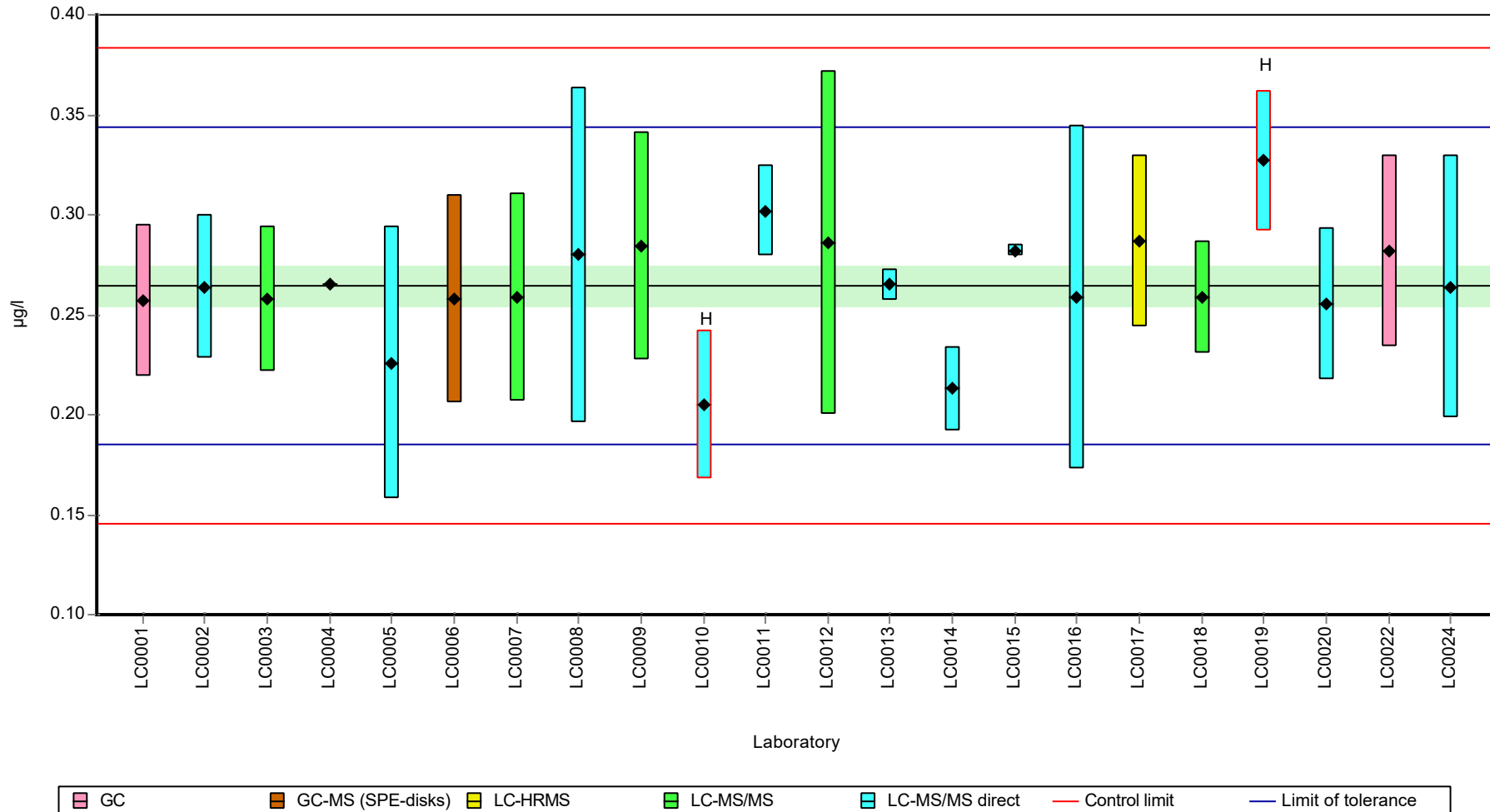
Labcode	Result	± U	Recovery [%]	z-score	Comments
LC0001	0.257	0.038	97.2	-0.18	
LC0002	0.264	0.036	99.9	-0.01	
LC0003	0.258	0.0362	97.6	-0.16	
LC0004	0.265	0.0004	100	0.02	
LC0005	0.226	0.068	85.5	-0.97	
LC0006	0.258	0.052	97.6	-0.16	
LC0007	0.259	0.052	98	-0.14	
LC0008	0.28	0.084	106	0.4	
LC0009	0.284	0.057	107	0.5	
LC0010	0.205	0.037	77.6	-1.5	H
LC0011	0.302	0.023	114	0.95	
LC0012	0.286	0.086	108	0.55	
LC0013	0.265	0.008	100	0.02	
LC0014	0.213	0.021	80.6	-1.29	
LC0015	0.282	0.003	107	0.45	
LC0016	0.259	0.086	98	-0.14	
LC0017	0.287	0.043	109	0.57	
LC0018	0.259	0.028	98	-0.14	
LC0019	0.327	0.0349	124	1.58	H
LC0020	0.255	0.038	96.5	-0.23	
LC0021	-	-	-	-	
LC0022	0.282	0.048	107	0.45	
LC0023	-	-	-	-	
LC0024	0.264	0.066	99.9	-0.01	

Characteristics of parameter

	all results	without outliers	Unit
Mean ± CI (99%)	0.265 ± 0.0174	0.265 ± 0.0138	µg/l
Minimum	0.205	0.213	µg/l
Maximum	0.327	0.302	µg/l
Standard deviation	0.0272	0.0206	µg/l
rel. standard deviation	10.2	7.76	%
n	22	20	-

Graphical presentation of results

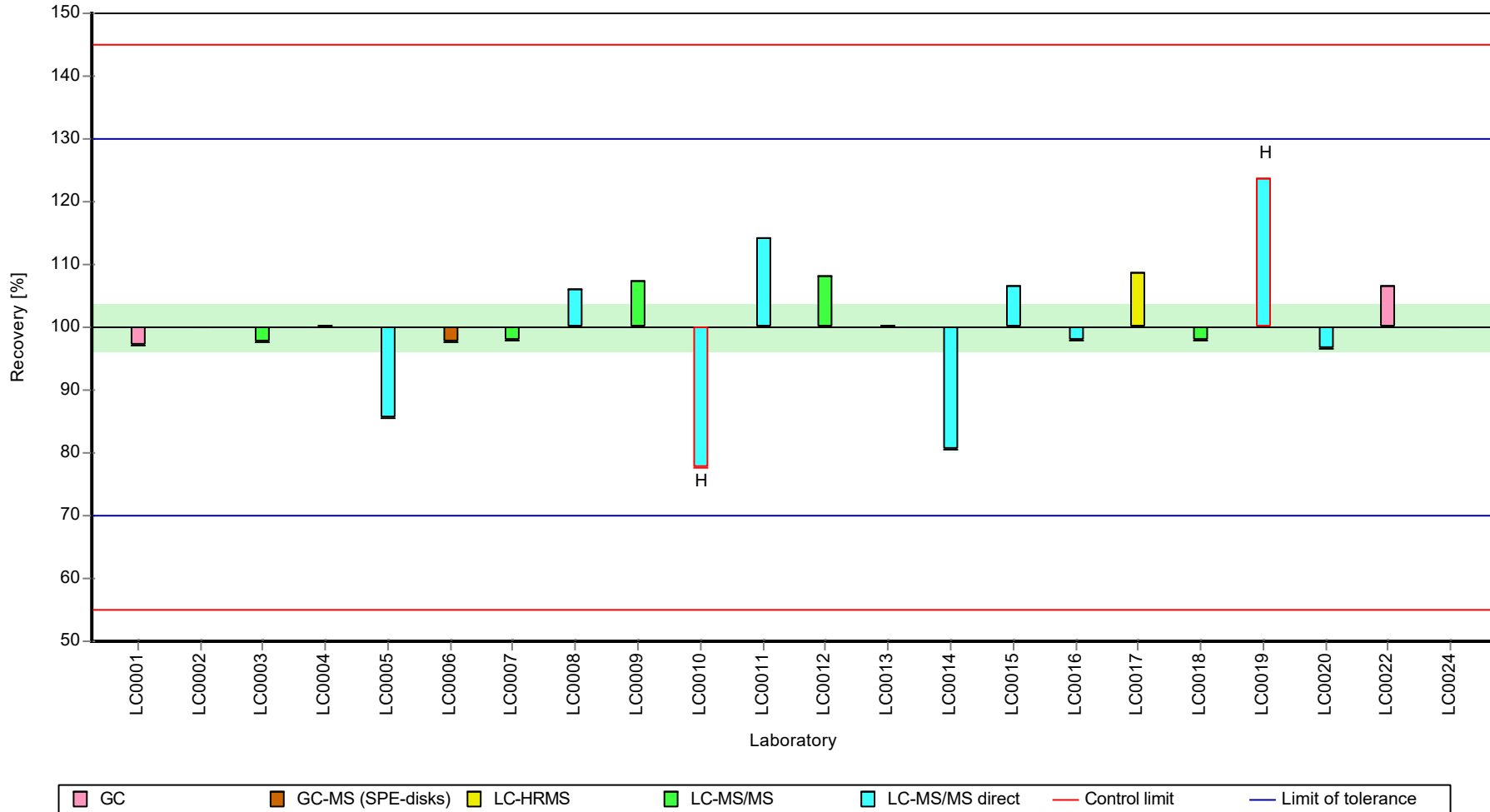
Results



Parameter oriented report Pesticides H112

Sample: H112B, Parameter: Metolachlor

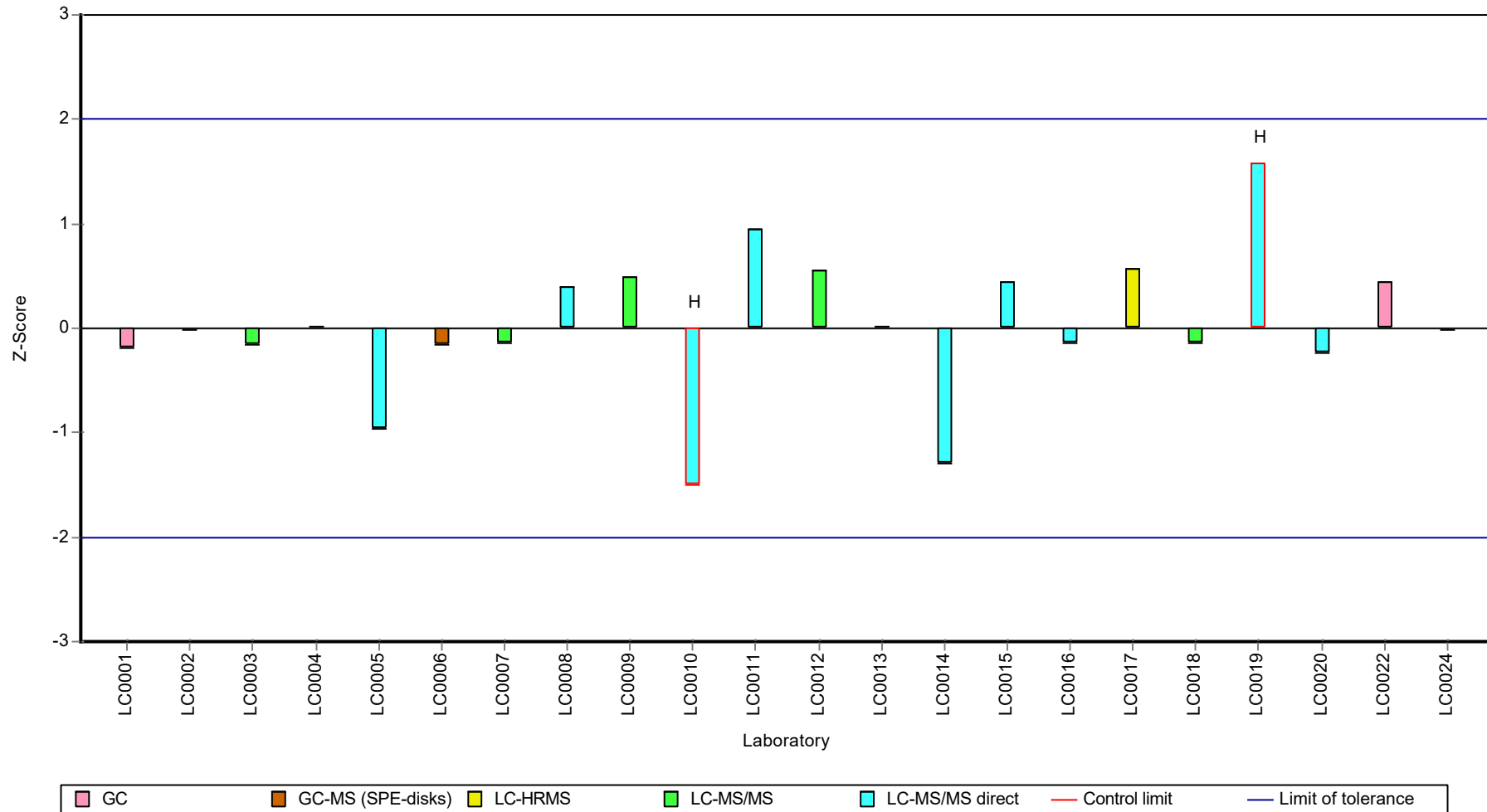
Recovery rate



Parameter oriented report Pesticides H112

Sample: H112B, Parameter: Metolachlor

Z-score



Parameter oriented report Pesticides H112

Sample: H112A, Parameter: N,N-Dimethylsulfamide
(DMS)

Parameter oriented report

H112 A

N,N-Dimethylsulfamide (DMS)

Unit	µg/l
Assigned value ± U (k=2)	0.234 ± 0.0187
Criterion	0.0351 (15 %)
Minimum - Maximum	0.204 - 0.288
Control test value ± U (k=2)	0.1660 ± 0.0331

Labcode	Result	± U	Recovery [%]	z-score	Comments
LC0001	-	-	-	-	
LC0002	-	-	-	-	
LC0003	0.218	0.0255	93.2	-0.45	
LC0004	0.288	0.0006	123	1.54	
LC0005	-	-	-	-	
LC0006	< 1 (LOQ)	-	-	-	
LC0007	0.204	0.041	87.2	-0.85	
LC0008	0.233	0.07	99.6	-0.02	
LC0009	0.238	0.059	102	0.12	
LC0010	-	-	-	-	
LC0011	-	-	-	-	
LC0012	0.206	0.062	88.1	-0.8	
LC0013	0.211	0.012	90.2	-0.65	
LC0014	0.107	0.011	45.8	-3.62	H
LC0015	0.137	0.002	58.6	-2.76	H
LC0016	0.247	0.057	106	0.37	
LC0017	0.223	0.033	95.4	-0.31	
LC0018	0.232	0.045	99.2	-0.05	
LC0019	-	-	-	-	
LC0020	-	-	-	-	
LC0021	-	-	-	-	
LC0022	-	-	-	-	
LC0023	-	-	-	-	
LC0024	-	-	-	-	

Characteristics of parameter

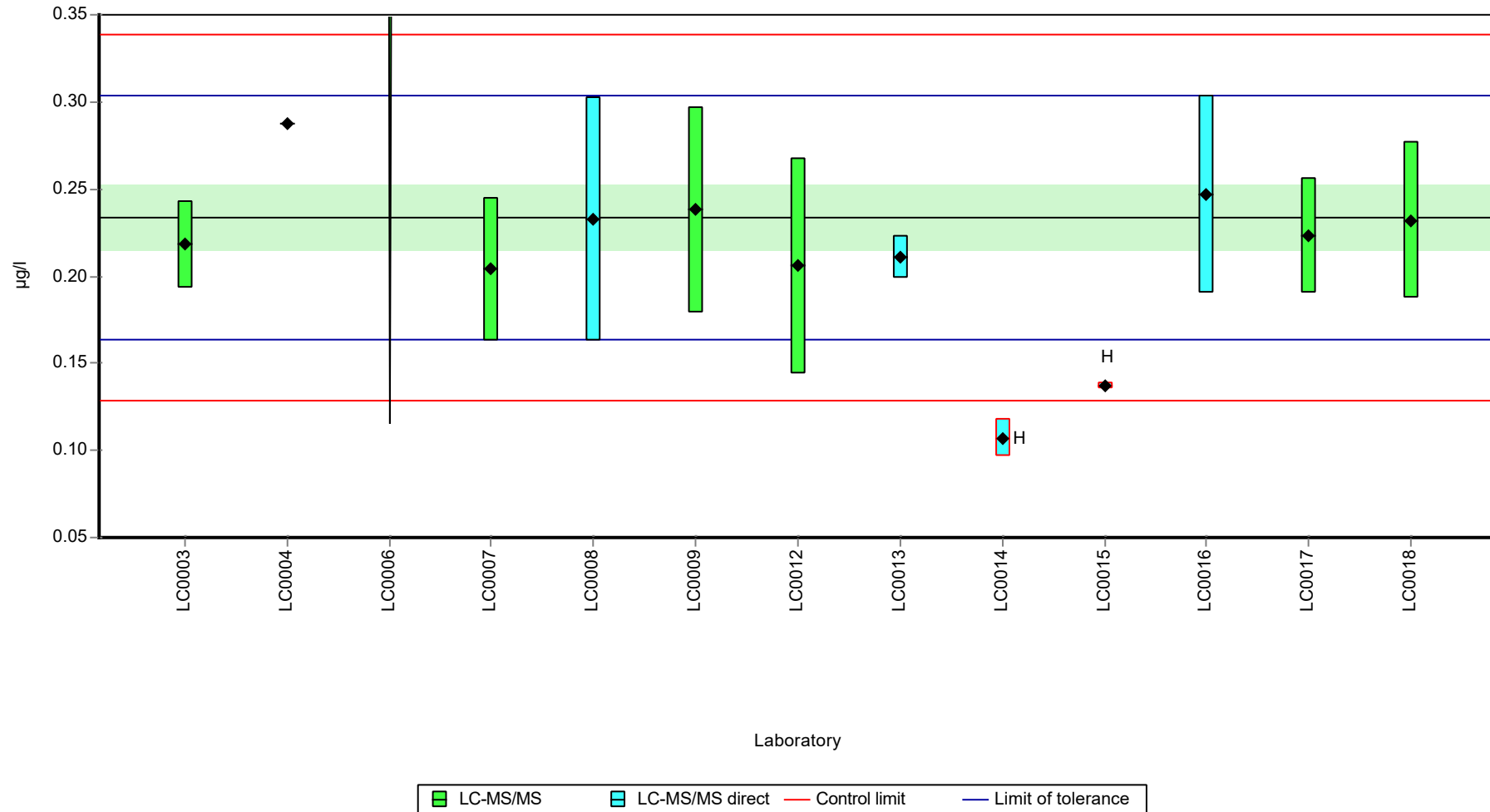
	all results	without outliers	Unit
Mean ± CI (99%)	0.212 ± 0.0416	0.23 ± 0.0235	µg/l
Minimum	0.107	0.204	µg/l
Maximum	0.288	0.288	µg/l
Standard deviation	0.0481	0.0248	µg/l
rel. standard deviation	22.7	10.8	%
n	12	10	-

Parameter oriented report Pesticides H112

Sample: H112A, Parameter: N,N-Dimethylsulfamide (DMS)

Graphical presentation of results

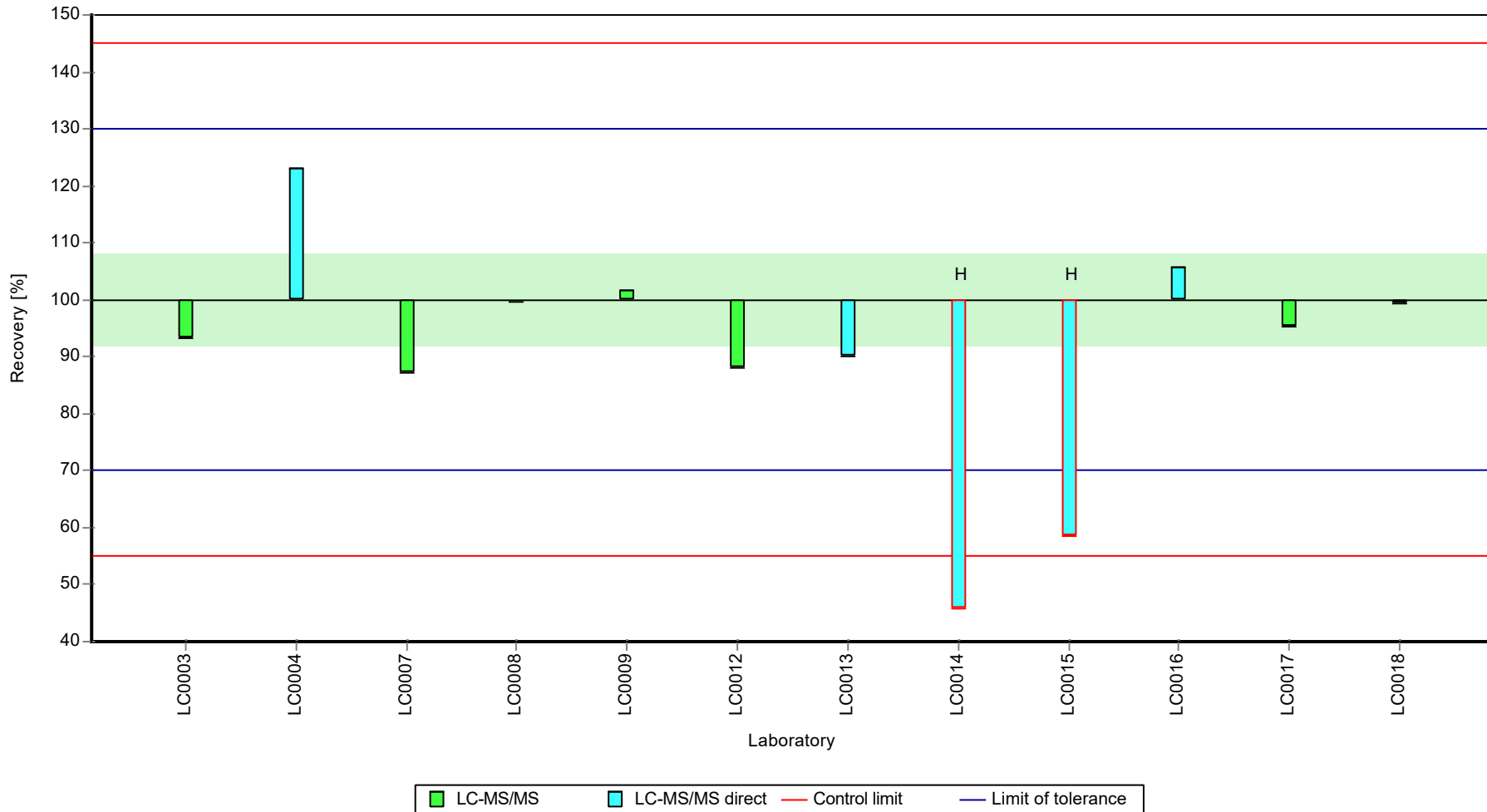
Results



Parameter oriented report Pesticides H112

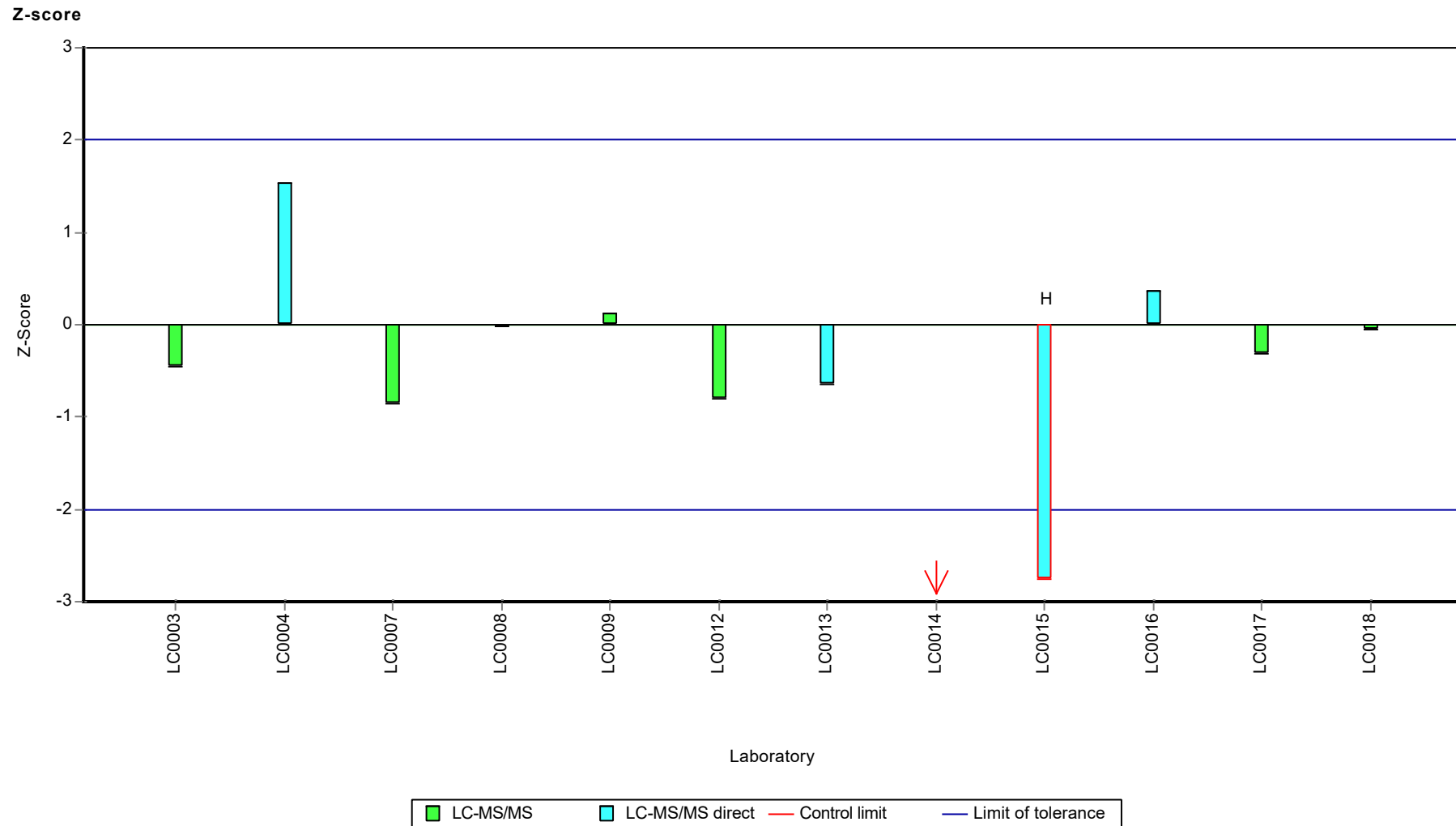
Sample: H112A, Parameter: N,N-Dimethylsulfamide (DMS)

Recovery rate



Parameter oriented report Pesticides H112

Sample: H112A, Parameter: N,N-Dimethylsulfamide (DMS)



Parameter oriented report Pesticides H112

Sample: H112B, Parameter: N,N-Dimethylsulfamide
(DMS)

Parameter oriented report

H112 B

N,N-Dimethylsulfamide (DMS)

Unit	µg/l
Assigned value ± U (k=2)	0.463 ± 0.035
Criterion	0.0695 (15 %)
Minimum - Maximum	0.385 - 0.578
Control test value ± U (k=2)	0.3220 ± 0.0643

Labcode	Result	± U	Recovery [%]	z-score	Comments
LC0001	-	-	-	-	
LC0002	-	-	-	-	
LC0003	0.404	0.1192	87.2	-0.85	
LC0004	0.578	0.0012	125	1.65	
LC0005	-	-	-	-	
LC0006	< 1 (LOQ)	-	-	-	
LC0007	0.414	0.083	89.4	-0.71	
LC0008	0.44	0.132	95	-0.34	
LC0009	0.471	0.118	102	0.11	
LC0010	-	-	-	-	
LC0011	-	-	-	-	
LC0012	0.459	0.14	99.1	-0.06	
LC0013	0.385	0.013	83.1	-1.13	
LC0014	0.23	0.023	49.6	-3.36	H
LC0015	0.259	0.011	55.9	-2.94	H
LC0016	0.459	0.106	99.1	-0.06	
LC0017	0.447	0.067	96.5	-0.23	
LC0018	0.438	0.084	94.5	-0.36	
LC0019	-	-	-	-	
LC0020	-	-	-	-	
LC0021	-	-	-	-	
LC0022	-	-	-	-	
LC0023	-	-	-	-	
LC0024	-	-	-	-	

Characteristics of parameter

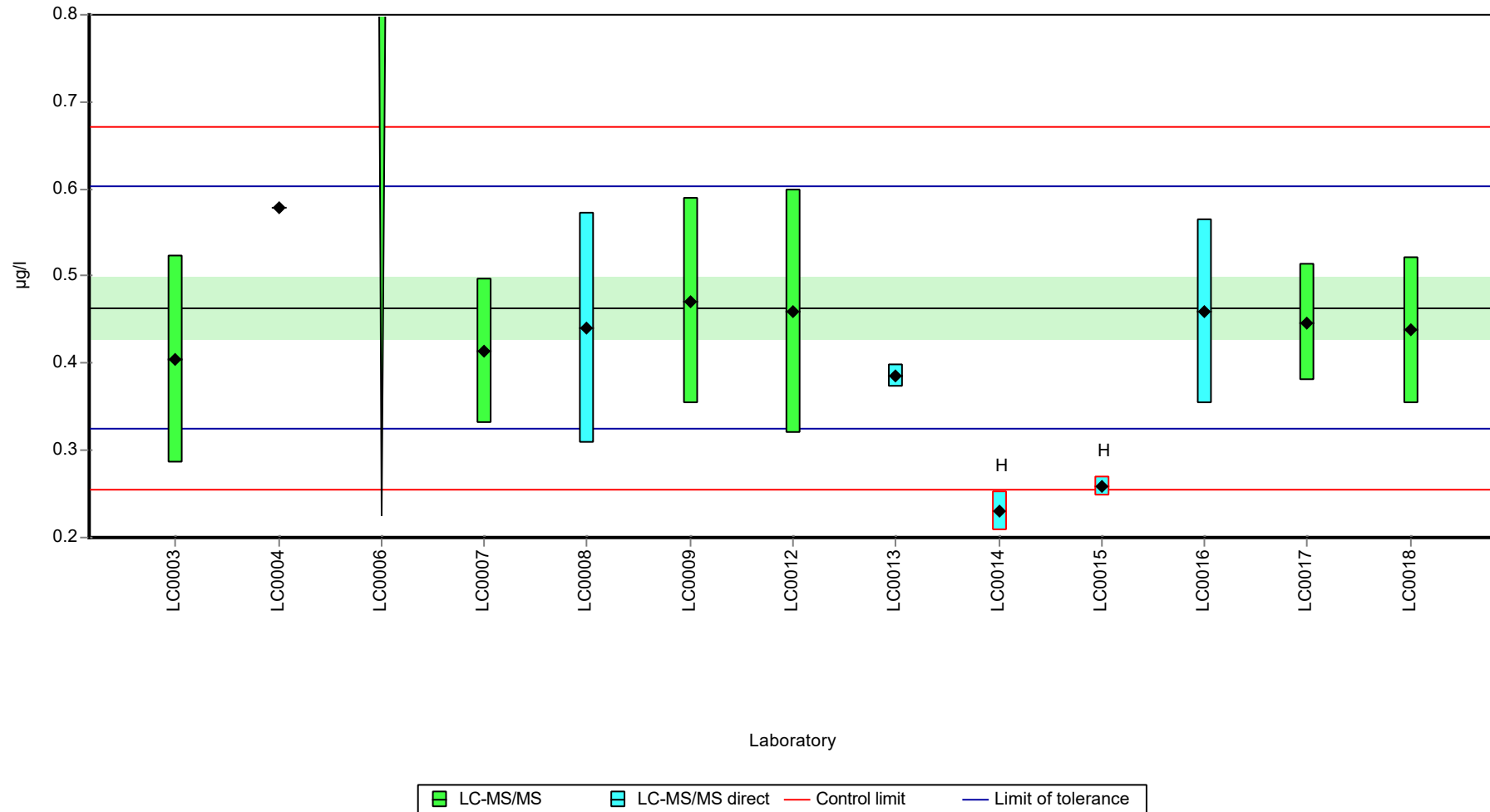
	all results	without outliers	Unit
Mean ± CI (99%)	0.415 ± 0.0806	0.45 ± 0.0499	µg/l
Minimum	0.23	0.385	µg/l
Maximum	0.578	0.578	µg/l
Standard deviation	0.0931	0.0526	µg/l
rel. standard deviation	22.4	11.7	%
n	12	10	-

Parameter oriented report Pesticides H112

Sample: H112B, Parameter: N,N-Dimethylsulfamide (DMS)

Graphical presentation of results

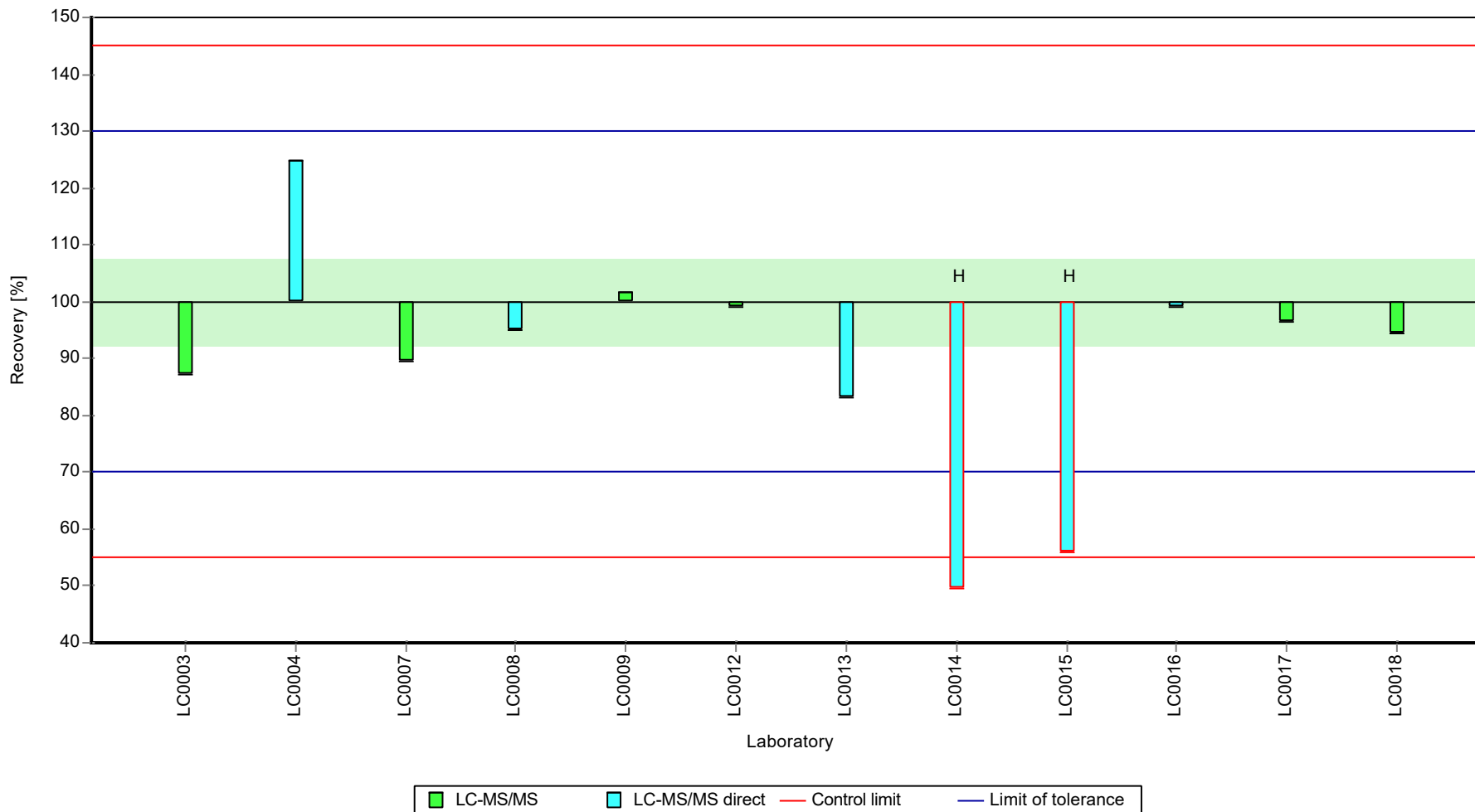
Results



Parameter oriented report Pesticides H112

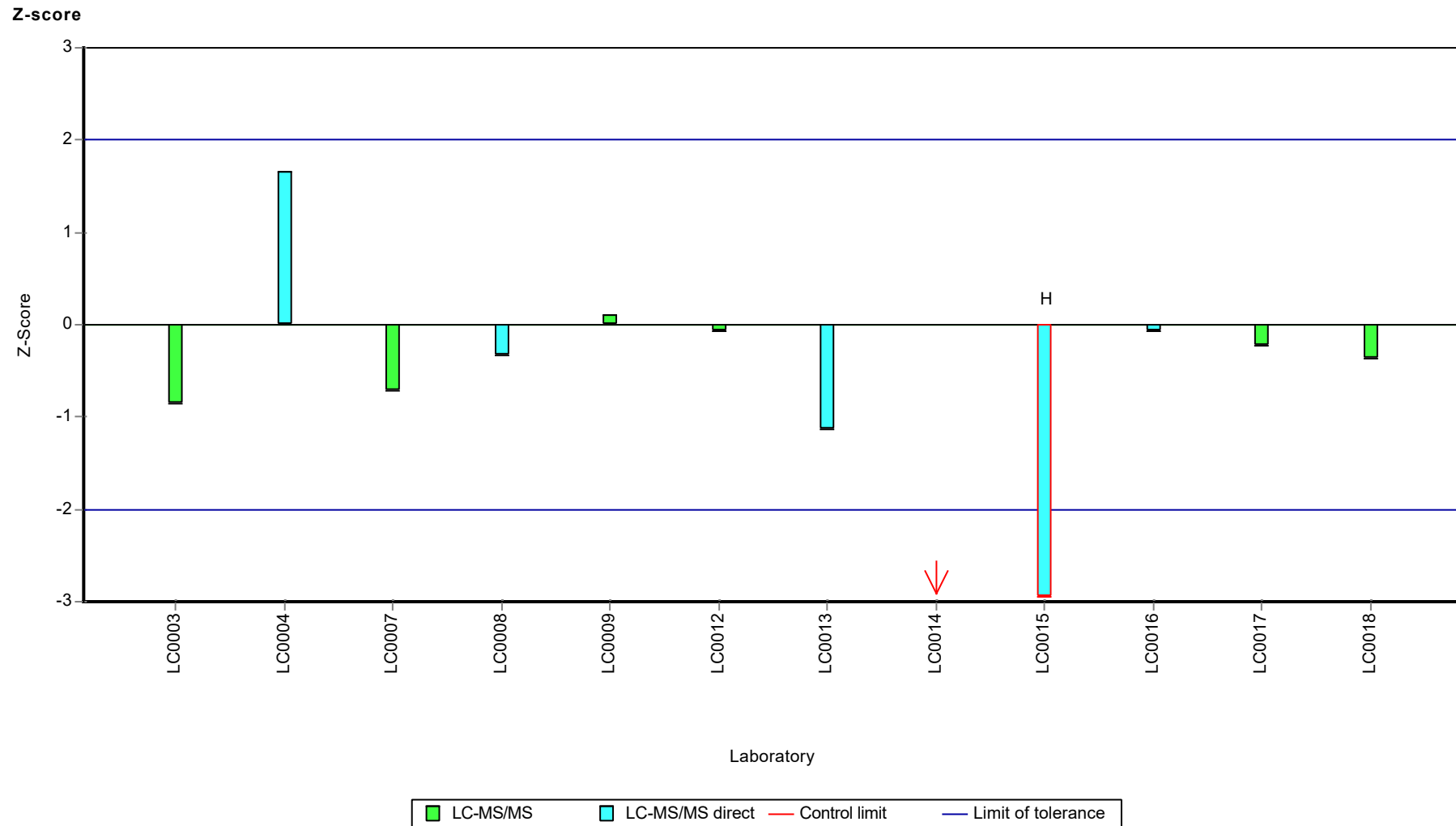
Sample: H112B, Parameter: N,N-Dimethylsulfamide (DMS)

Recovery rate



Parameter oriented report Pesticides H112

Sample: H112B, Parameter: N,N-Dimethylsulfamide (DMS)



Parameter oriented report

H112 A

Nicosulfurone

Unit	µg/l
Assigned value ± U (k=2)	0.55 ± 0.0821
Criterion	0.138 (25 %)
Minimum - Maximum	0.361 - 0.77
Control test value ± U (k=2)	0.3670 ± 0.0551

Labcode	Result	± U	Recovery [%]	z-score	Comments
LC0001	0.539	0.081	97.9	-0.08	
LC0002	0.536	0.23	97.4	-0.1	
LC0003	1.417	0.496	257	6.3	H
LC0004	0.594	0.0008	108	0.32	
LC0005	0.406	0.122	73.8	-1.05	
LC0006	-	-	-	-	
LC0007	0.361	0.072	65.6	-1.38	
LC0008	-	-	-	-	
LC0009	0.539	0.108	97.9	-0.08	
LC0010	-	-	-	-	
LC0011	-	-	-	-	
LC0012	0.483	0.14	87.8	-0.49	
LC0013	-	-	-	-	
LC0014	0.748	0.075	136	1.44	
LC0015	-	-	-	-	
LC0016	-	-	-	-	
LC0017	0.542	0.081	98.5	-0.06	
LC0018	-	-	-	-	
LC0019	-	-	-	-	
LC0020	0.522	0.1	94.8	-0.21	
LC0021	-	-	-	-	
LC0022	-	-	-	-	
LC0023	-	-	-	-	
LC0024	0.77	0.192	140	1.6	

Characteristics of parameter

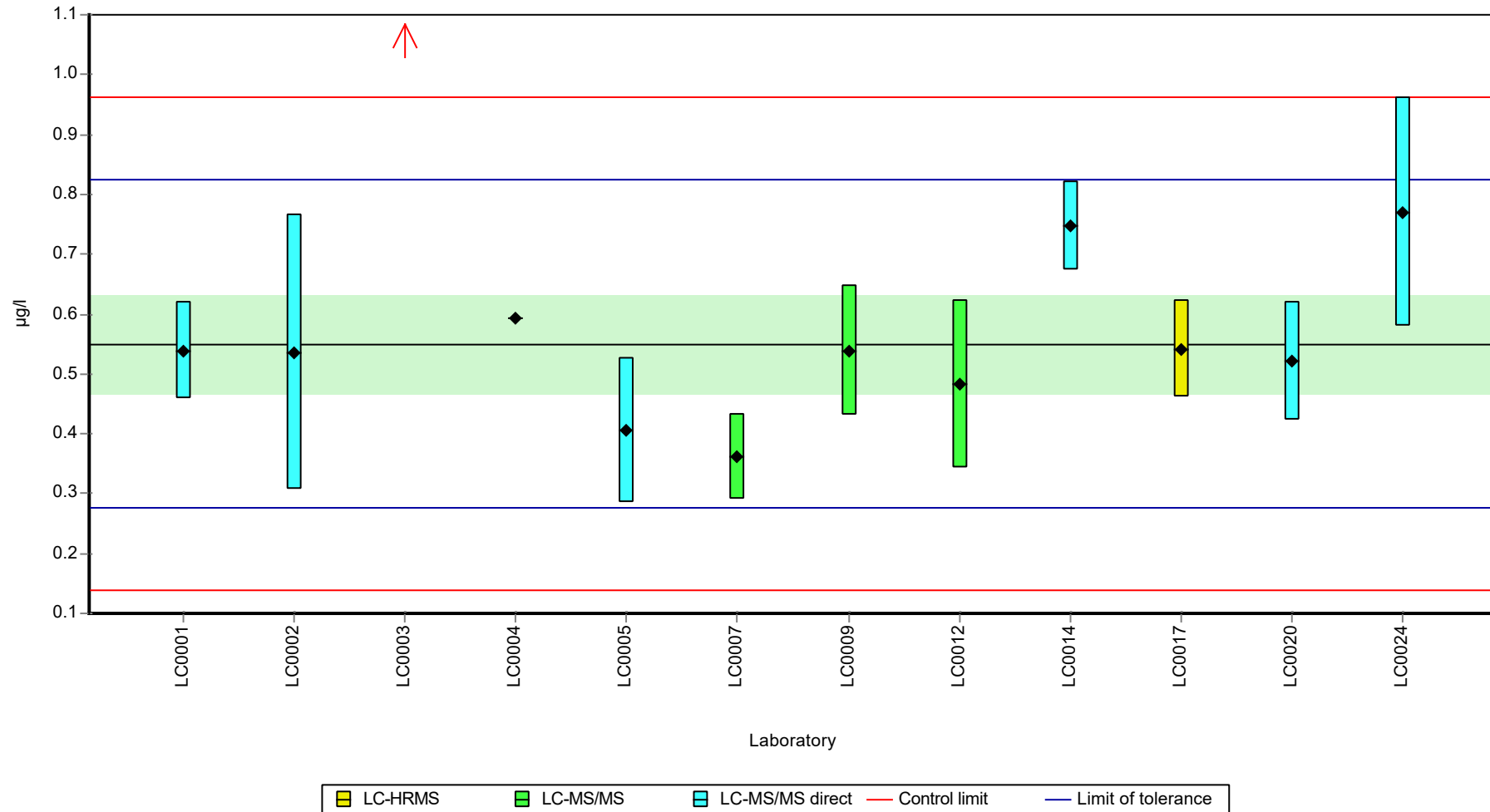
	all results	without outliers	Unit
Mean ± CI (99%)	0.621 ± 0.24	0.549 ± 0.111	µg/l
Minimum	0.361	0.361	µg/l
Maximum	1.42	0.77	µg/l
Standard deviation	0.277	0.123	µg/l
rel. standard deviation	44.5	22.4	%
n	12	11	-

Parameter oriented report Pesticides H112

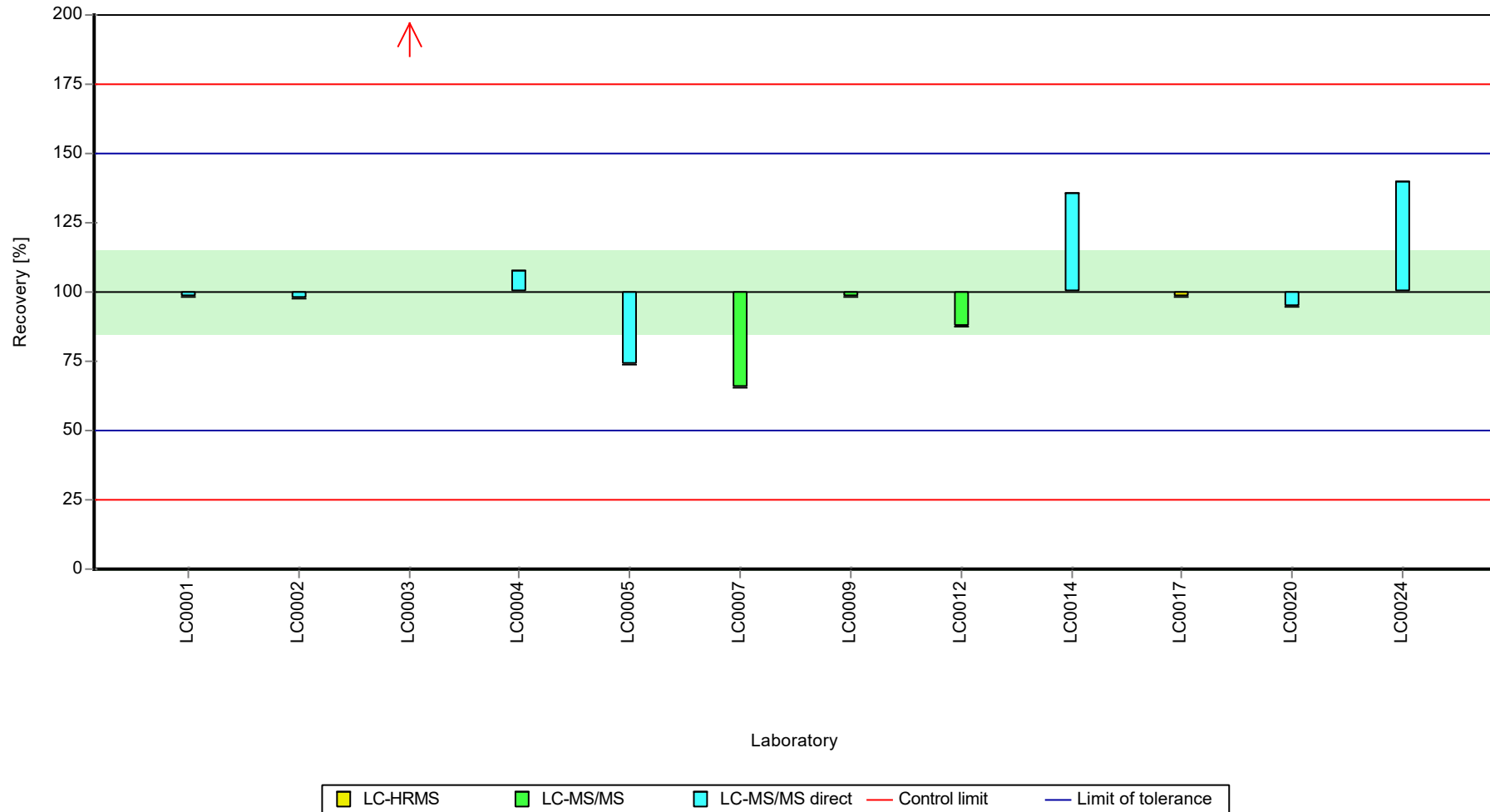
Sample: H112A, Parameter: Nicosulfurone

Graphical presentation of results

Results



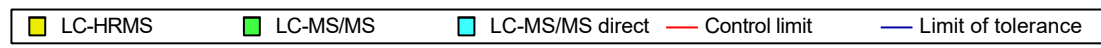
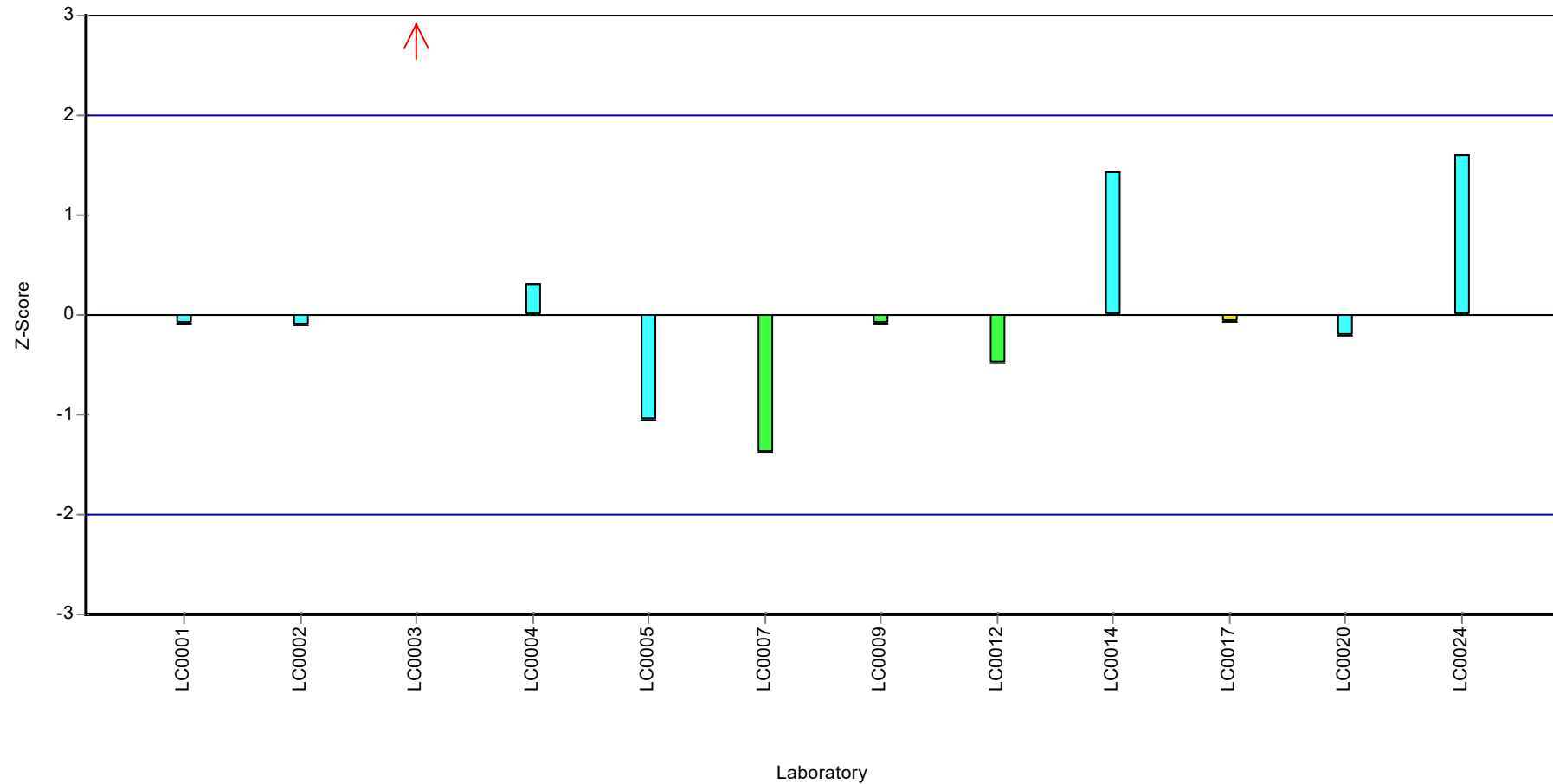
Recovery rate



Parameter oriented report Pesticides H112

Sample: H112A, Parameter: Nicosulfurone

Z-score



Parameter oriented report

H112 B

Nicosulfurone

Unit	µg/l
Assigned value ± U (k=2)	0.286 ± 0.0164
Criterion	0.0715 (25 %)
Minimum - Maximum	0.246 - 0.306
Control test value ± U (k=2)	0.2340 ± 0.0352

Labcode	Result	± U	Recovery [%]	z-score	Comments
LC0001	0.279	0.042	97.6	-0.1	
LC0002	0.286	0.12	100	0	
LC0003	0.702	0.1613	245	5.82	H
LC0004	0.306	0.0004	107	0.28	
LC0005	0.202	0.061	70.6	-1.17	H
LC0006	-	-	-	-	
LC0007	0.246	0.049	86	-0.56	
LC0008	-	-	-	-	
LC0009	0.306	0.061	107	0.28	
LC0010	-	-	-	-	
LC0011	-	-	-	-	
LC0012	0.28	0.084	97.9	-0.08	
LC0013	-	-	-	-	
LC0014	0.462	0.046	162	2.46	H
LC0015	-	-	-	-	
LC0016	-	-	-	-	
LC0017	0.304	0.046	106	0.25	
LC0018	-	-	-	-	
LC0019	-	-	-	-	
LC0020	0.281	0.056	98.3	-0.07	
LC0021	-	-	-	-	
LC0022	-	-	-	-	
LC0023	-	-	-	-	
LC0024	0.422	0.106	148	1.9	H

Characteristics of parameter

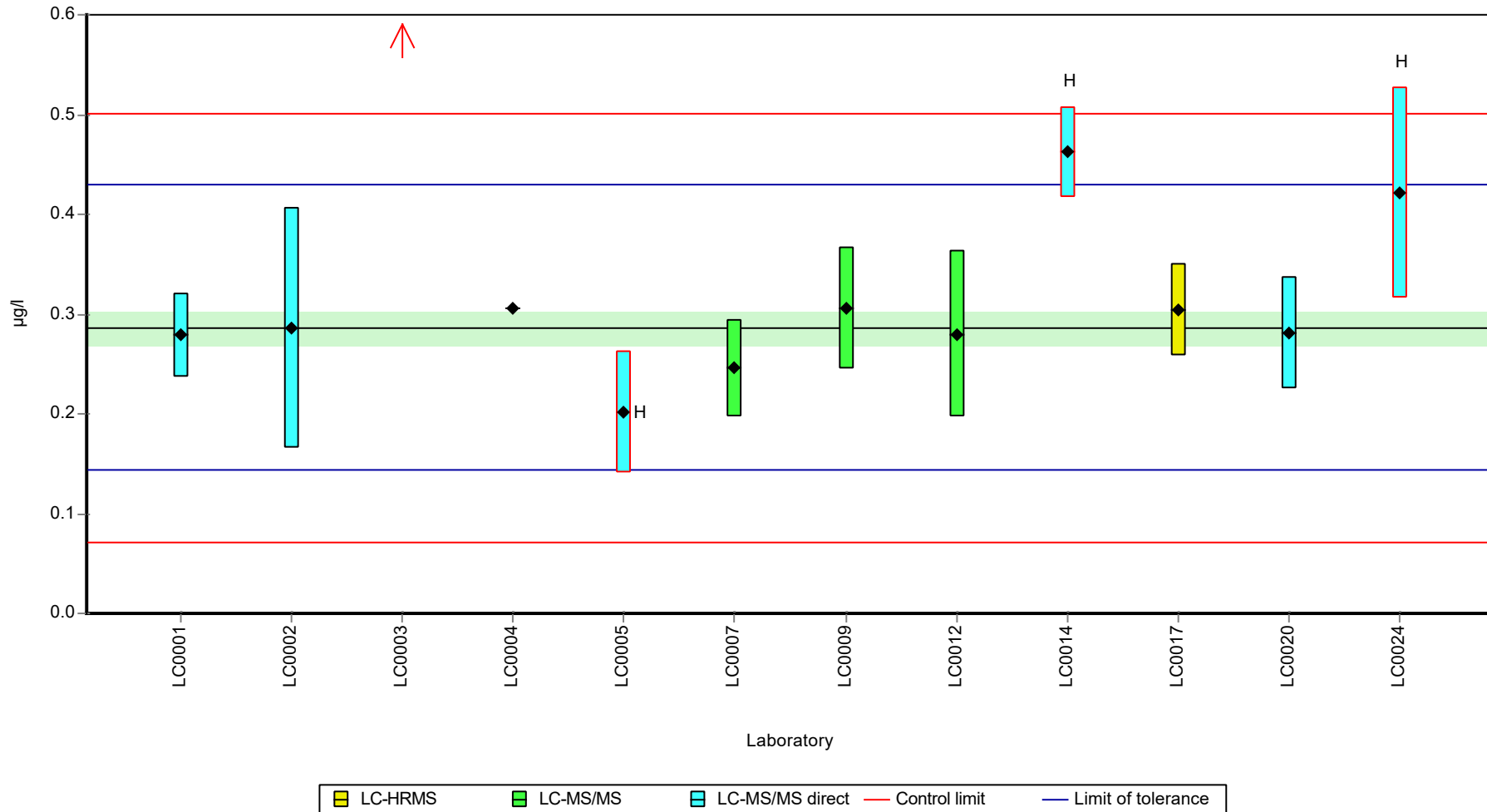
	all results	without outliers	Unit
Mean ± CI (99%)	0.34 ± 0.116	0.286 ± 0.0213	µg/l
Minimum	0.202	0.246	µg/l
Maximum	0.702	0.306	µg/l
Standard deviation	0.134	0.0201	µg/l
rel. standard deviation	39.5	7.04	%
n	12	8	-

Parameter oriented report Pesticides H112

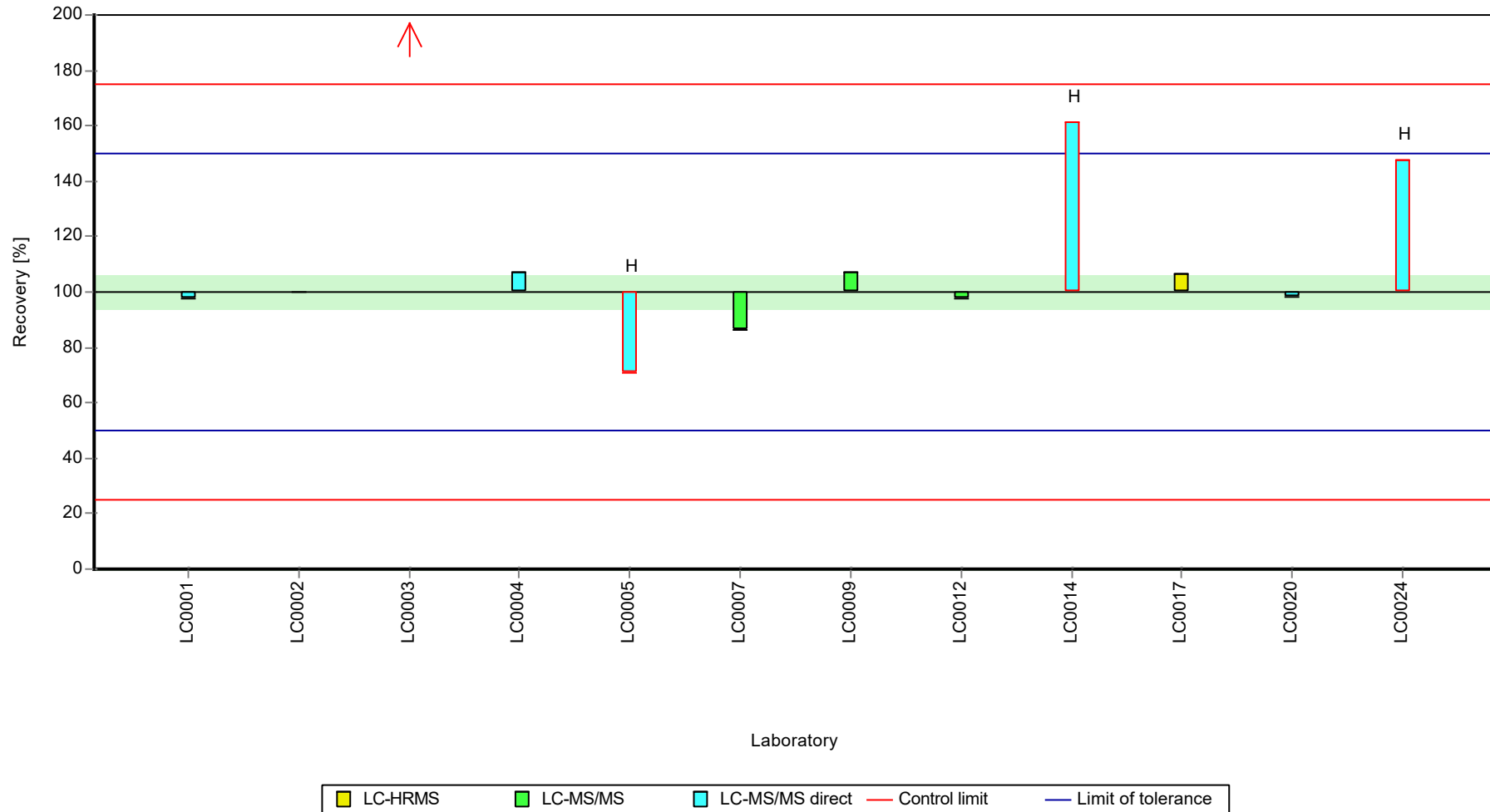
Sample: H112B, Parameter: Nicosulfurone

Graphical presentation of results

Results



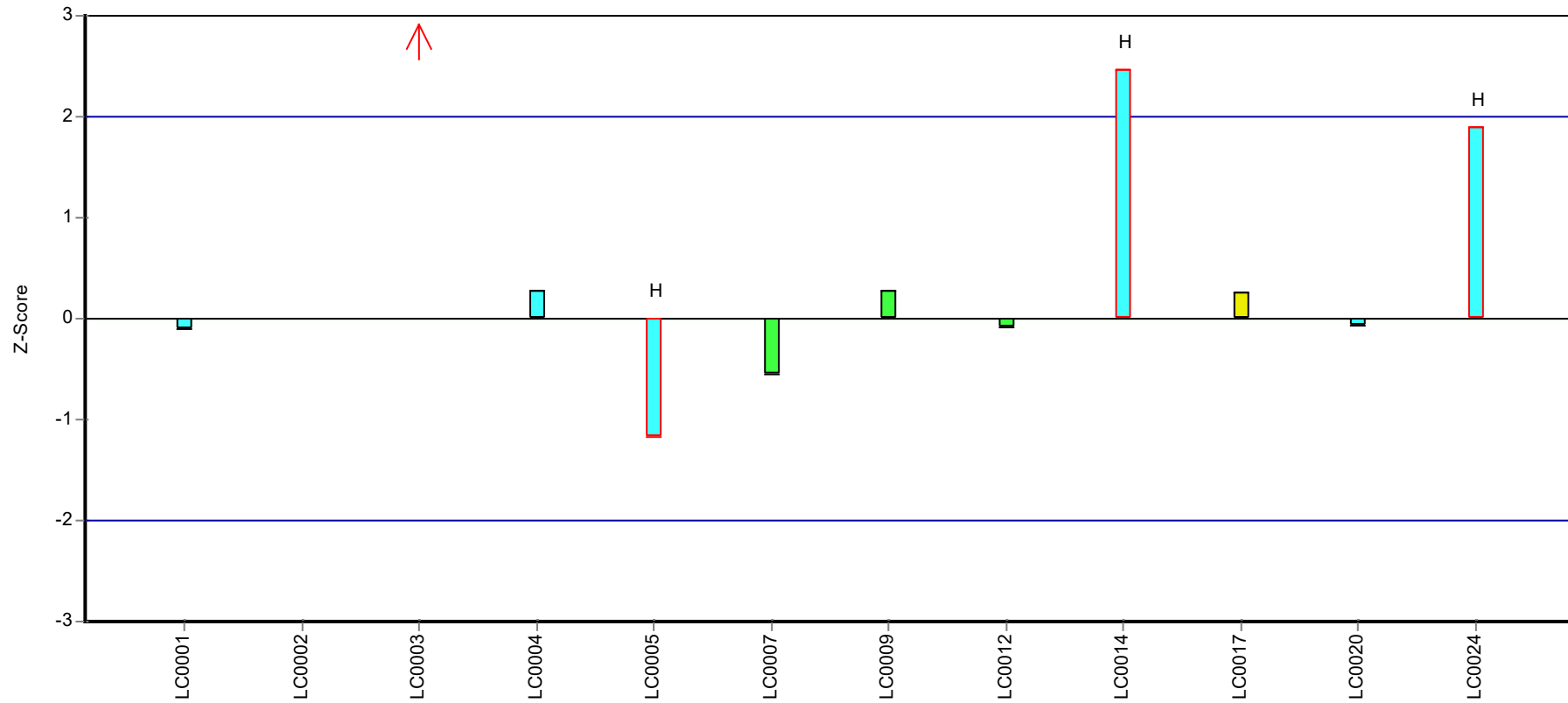
Recovery rate



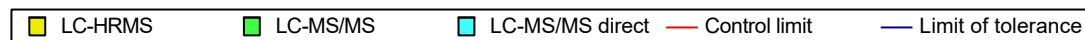
Parameter oriented report Pesticides H112

Sample: H112B, Parameter: Nicosulfurone

Z-score



Laboratory



Parameter oriented report

H112 A

Prometryn

Unit	µg/l
Assigned value ± U (k=2)	0.786 ± 0.0212
Criterion	0.102 (13 %)
Minimum - Maximum	0.729 - 0.839
Control test value ± U (k=2)	0.5480 ± 0.0822

Labcode	Result	± U	Recovery [%]	z-score	Comments
LC0001	0.788	0.118	100	0.02	
LC0002	0.789	0.33	100	0.03	
LC0003	0.822	0.0986	105	0.36	
LC0004	0.736	0.0006	93.7	-0.48	
LC0005	0.831	0.249	106	0.45	
LC0006	0.729	0.146	92.8	-0.55	
LC0007	0.428	0.086	54.5	-3.5	H
LC0008	1.039	0.312	132	2.48	H
LC0009	-	-	-	-	
LC0010	0.77	0.139	98	-0.15	
LC0011	-	-	-	-	
LC0012	-	-	-	-	
LC0013	0.783	0.011	99.7	-0.02	
LC0014	1.651	0.165	210	8.48	H
LC0015	-	-	-	-	
LC0016	0.746	0.149	95	-0.39	
LC0017	0.776	0.116	98.8	-0.09	
LC0018	-	-	-	-	
LC0019	1.03	0.034	131	2.39	H
LC0020	0.817	0.16	104	0.31	
LC0021	-	-	-	-	
LC0022	-	-	-	-	
LC0023	-	-	-	-	
LC0024	0.839	0.21	107	0.52	

Characteristics of parameter

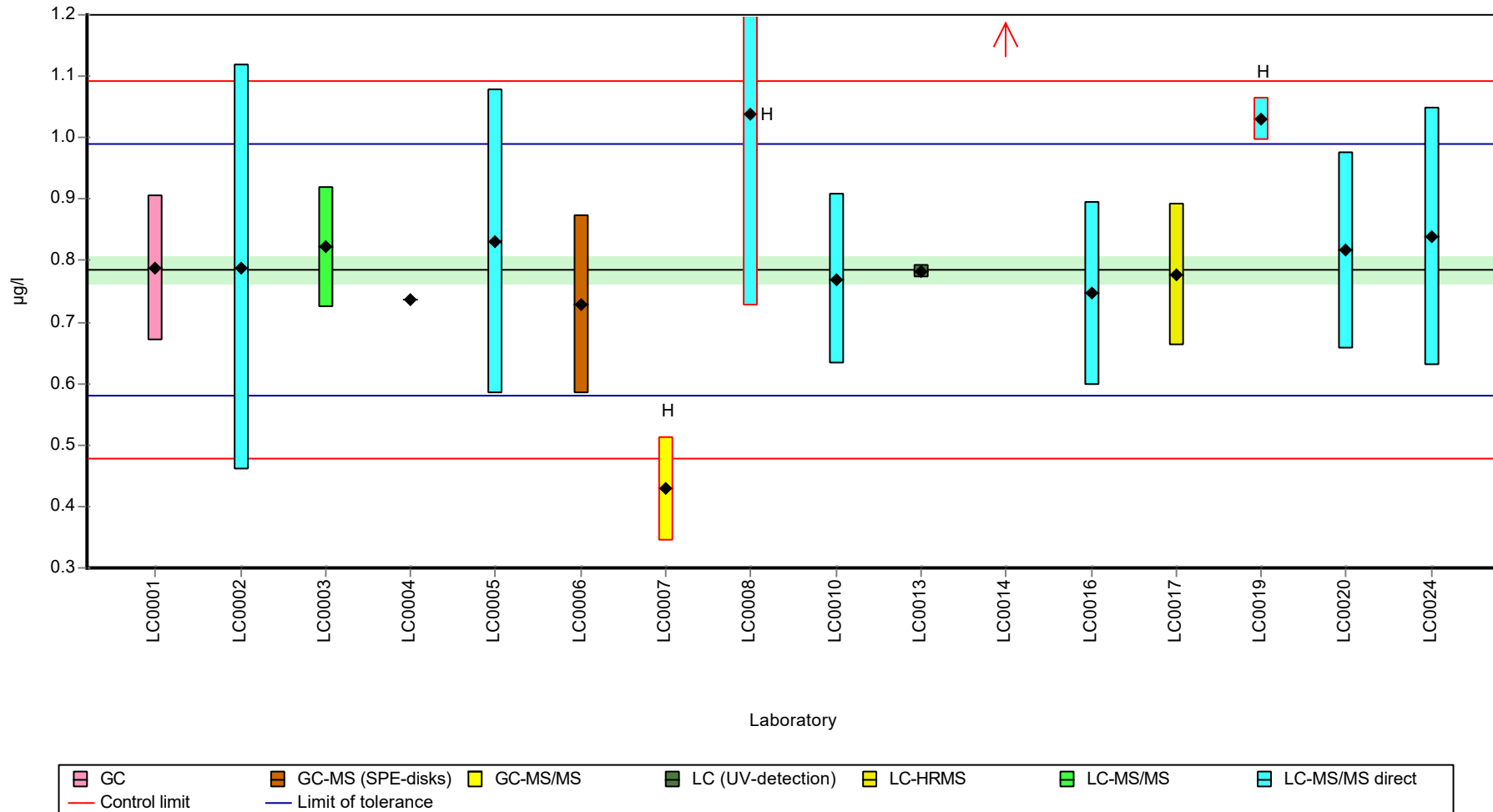
	all results	without outliers	Unit
Mean ± CI (99%)	0.848 ± 0.189	0.786 ± 0.0318	µg/l
Minimum	0.428	0.729	µg/l
Maximum	1.65	0.839	µg/l
Standard deviation	0.252	0.0367	µg/l
rel. standard deviation	29.7	4.67	%
n	16	12	-

Parameter oriented report Pesticides H112

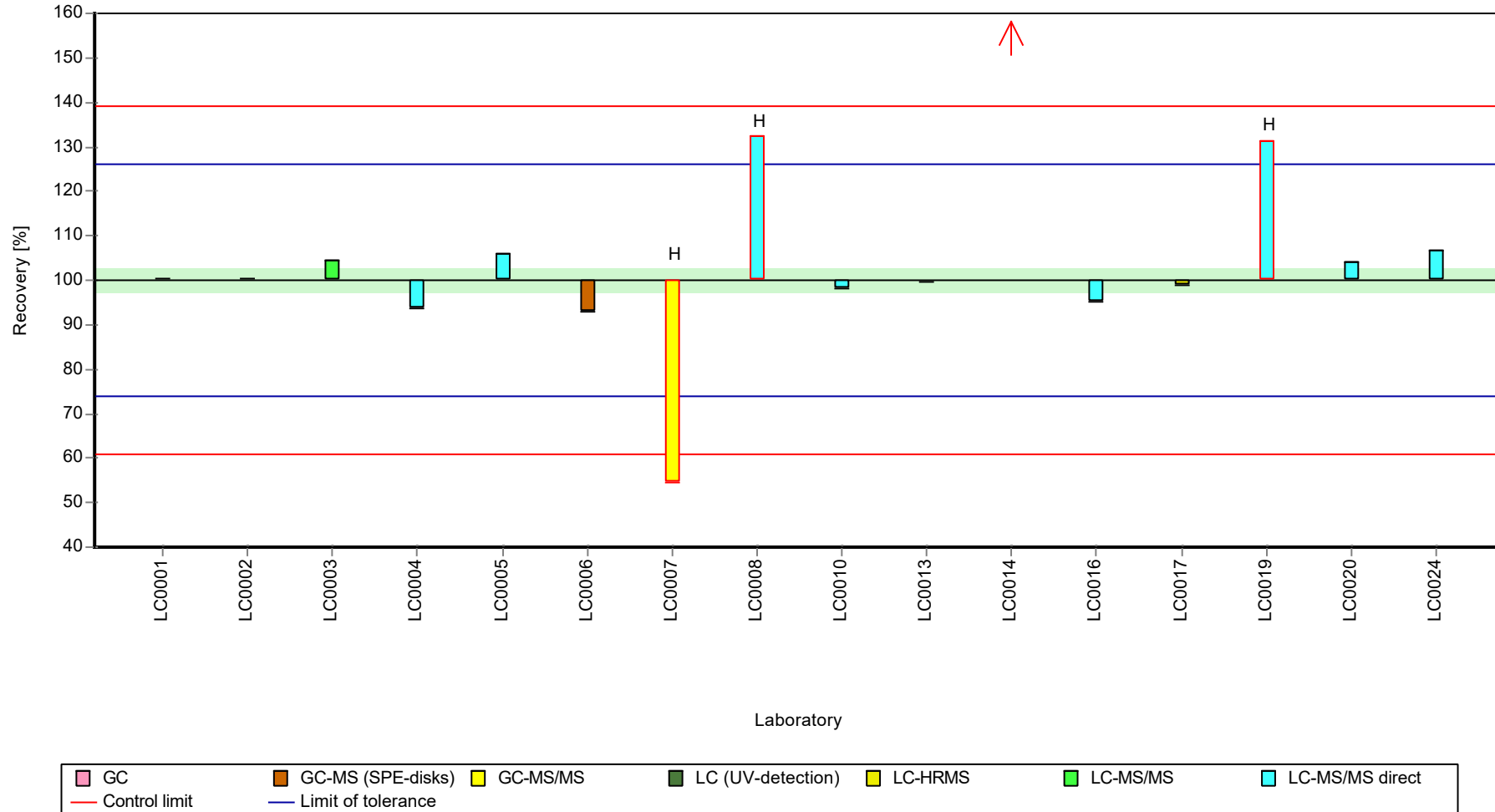
Sample: H112A, Parameter: Prometryn

Graphical presentation of results

Results



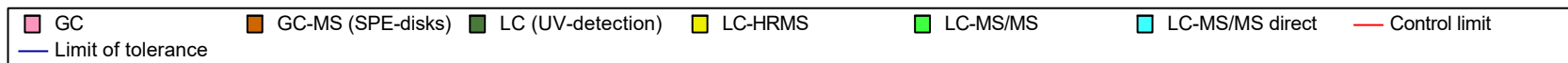
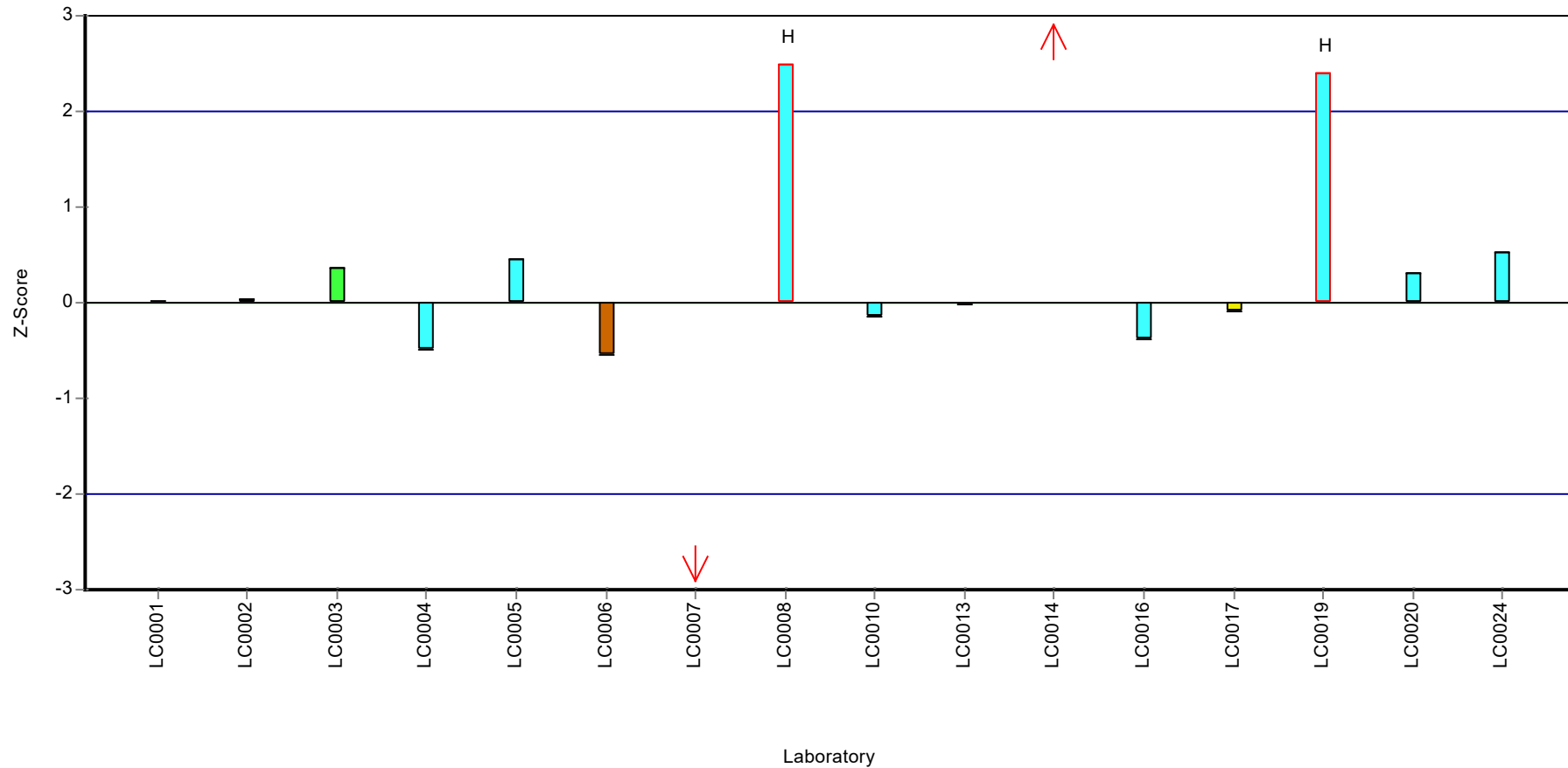
Recovery rate



Parameter oriented report Pesticides H112

Sample: H112A, Parameter: Prometryn

Z-score



Parameter oriented report Pesticides H112

Sample: H112B, Parameter: Prometryn

Parameter oriented report

H112 B

Prometryn

Unit	µg/l
Assigned value ± U (k=2)	0.623 ± 0.0317
Criterion	0.081 (13 %)
Minimum - Maximum	0.55 - 0.778
Control test value ± U (k=2)	0.5390 ± 0.0809

Labcode	Result	± U	Recovery [%]	z-score	Comments
LC0001	0.55	0.083	88.3	-0.9	
LC0002	0.632	0.27	101	0.12	
LC0003	0.647	0.1035	104	0.3	
LC0004	0.564	0.0005	90.6	-0.72	
LC0005	0.661	0.198	106	0.47	
LC0006	0.567	0.113	91.1	-0.69	
LC0007	0.339	0.068	54.4	-3.5	H
LC0008	0.856	0.257	137	2.88	H
LC0009	-	-	-	-	
LC0010	0.614	0.11	98.6	-0.11	
LC0011	-	-	-	-	
LC0012	-	-	-	-	
LC0013	0.618	0.011	99.2	-0.06	
LC0014	1.481	0.148	238	10.6	H
LC0015	-	-	-	-	
LC0016	0.591	0.118	94.9	-0.39	
LC0017	0.622	0.093	99.9	-0.01	
LC0018	-	-	-	-	
LC0019	0.778	0.125	125	1.92	
LC0020	0.619	0.12	99.4	-0.05	
LC0021	-	-	-	-	
LC0022	-	-	-	-	
LC0023	-	-	-	-	
LC0024	0.632	0.158	101	0.12	

Characteristics of parameter

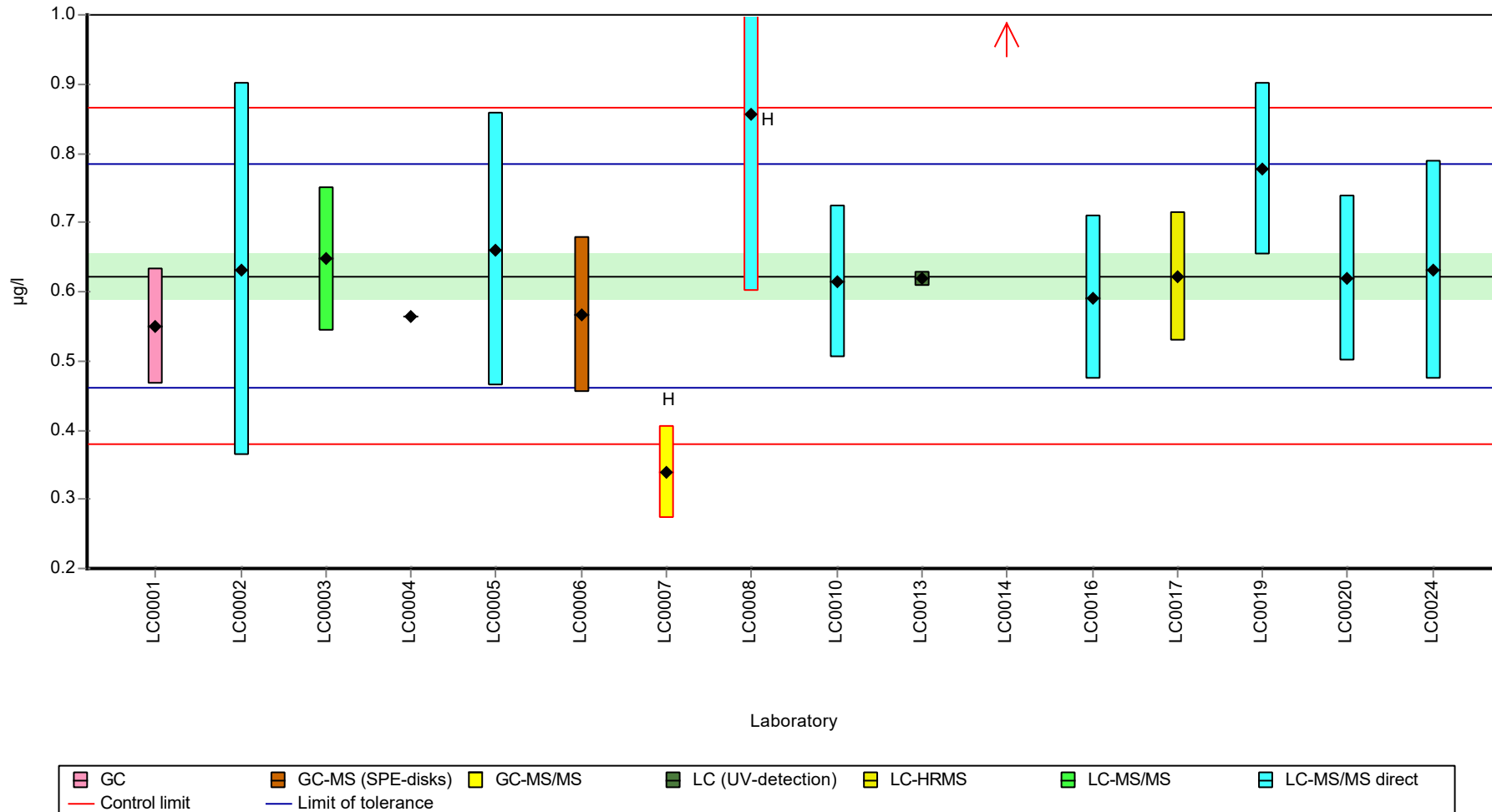
	all results	without outliers	Unit
Mean ± CI (99%)	0.673 ± 0.181	0.623 ± 0.0476	µg/l
Minimum	0.339	0.55	µg/l
Maximum	1.48	0.778	µg/l
Standard deviation	0.241	0.0572	µg/l
rel. standard deviation	35.8	9.19	%
n	16	13	-

Parameter oriented report Pesticides H112

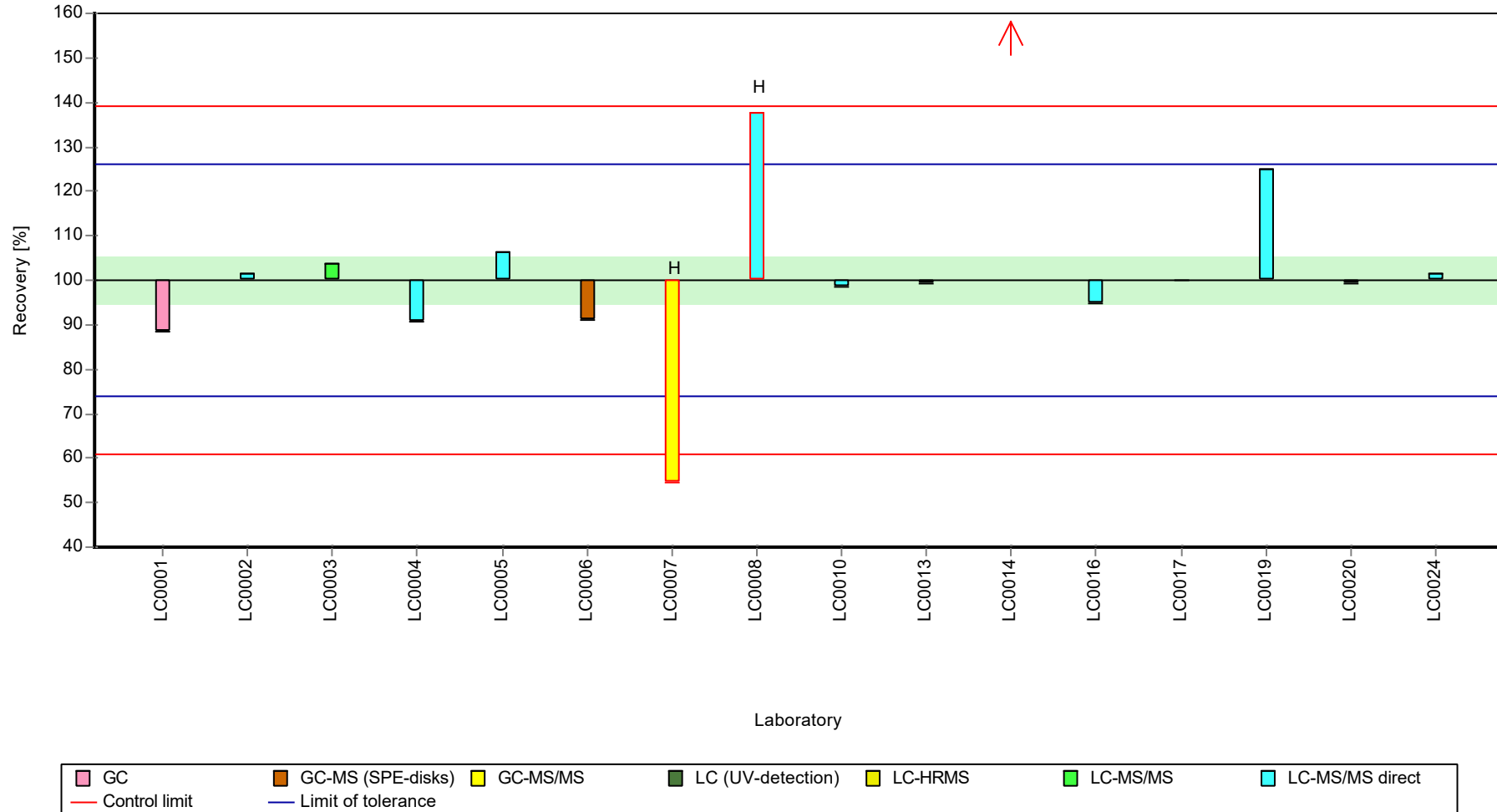
Sample: H112B, Parameter: Prometryn

Graphical presentation of results

Results



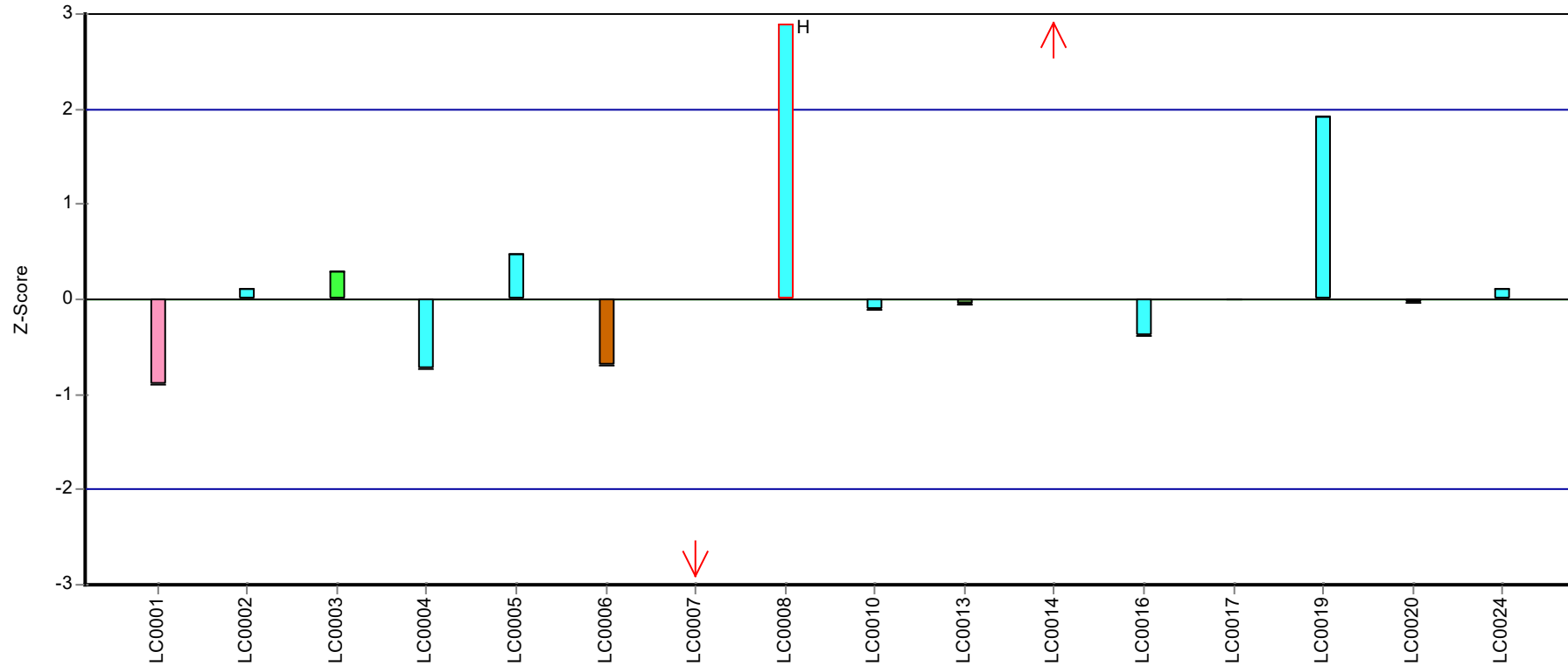
Recovery rate



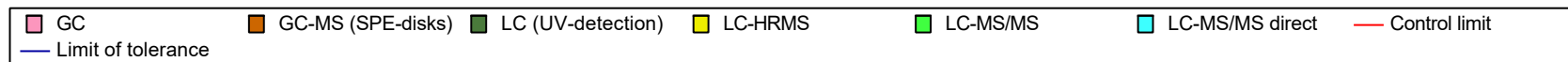
Parameter oriented report Pesticides H112

Sample: H112B, Parameter: Prometryn

Z-score



Laboratory



Parameter oriented report Pesticides H112

Sample: H112A, Parameter: Propazine

Parameter oriented report

H112 A

Propazine

Unit	µg/l
Assigned value ± U (k=2)	0.151 ± 0.00723
Criterion	0.0196 (13 %)
Minimum - Maximum	0.122 - 0.178
Control test value ± U (k=2)	0.1240 ± 0.0187

Labcode	Result	± U	Recovery [%]	z-score	Comments
LC0001	0.162	0.024	107	0.56	
LC0002	0.232	0.098	154	4.13	H
LC0003	0.152	0.0183	101	0.05	
LC0004	0.142	0.0001	94	-0.46	
LC0005	0.166	0.05	110	0.76	
LC0006	0.149	0.03	98.7	-0.1	
LC0007	0.144	0.029	95.4	-0.36	
LC0008	-	-	-	-	
LC0009	0.266	0.053	176	5.86	H
LC0010	0.152	0.027	101	0.05	
LC0011	-	-	-	-	
LC0012	-	-	-	-	
LC0013	0.178	0.007	118	1.38	
LC0014	0.122	0.012	80.8	-1.48	
LC0015	-	-	-	-	
LC0016	0.145	0.029	96	-0.31	
LC0017	0.153	0.023	101	0.1	
LC0018	0.136	0.017	90.1	-0.76	
LC0019	0.276	0.0204	183	6.37	H
LC0020	0.156	0.031	103	0.26	
LC0021	-	-	-	-	
LC0022	-	-	-	-	
LC0023	206	45	136000	10500	H
LC0024	0.157	0.039	104	0.31	

Characteristics of parameter

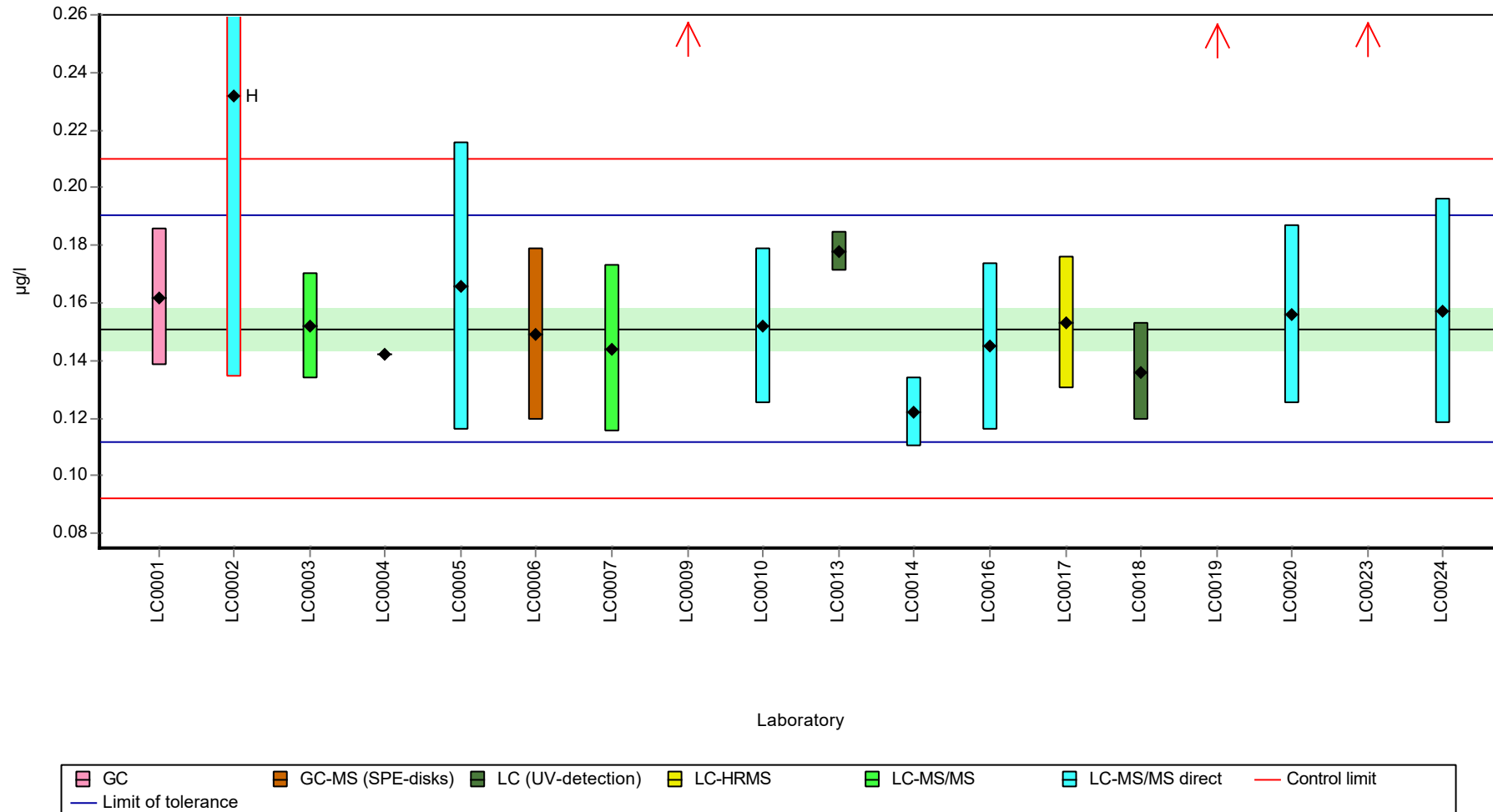
	all results	without outliers	Unit
Mean ± CI (99%)	11.6 ± 34.3	0.151 ± 0.0108	µg/l
Minimum	0.122	0.122	µg/l
Maximum	206	0.178	µg/l
Standard deviation	48.5	0.0135	µg/l
rel. standard deviation	418	8.96	%
n	18	14	-

Parameter oriented report Pesticides H112

Sample: H112A, Parameter: Propazine

Graphical presentation of results

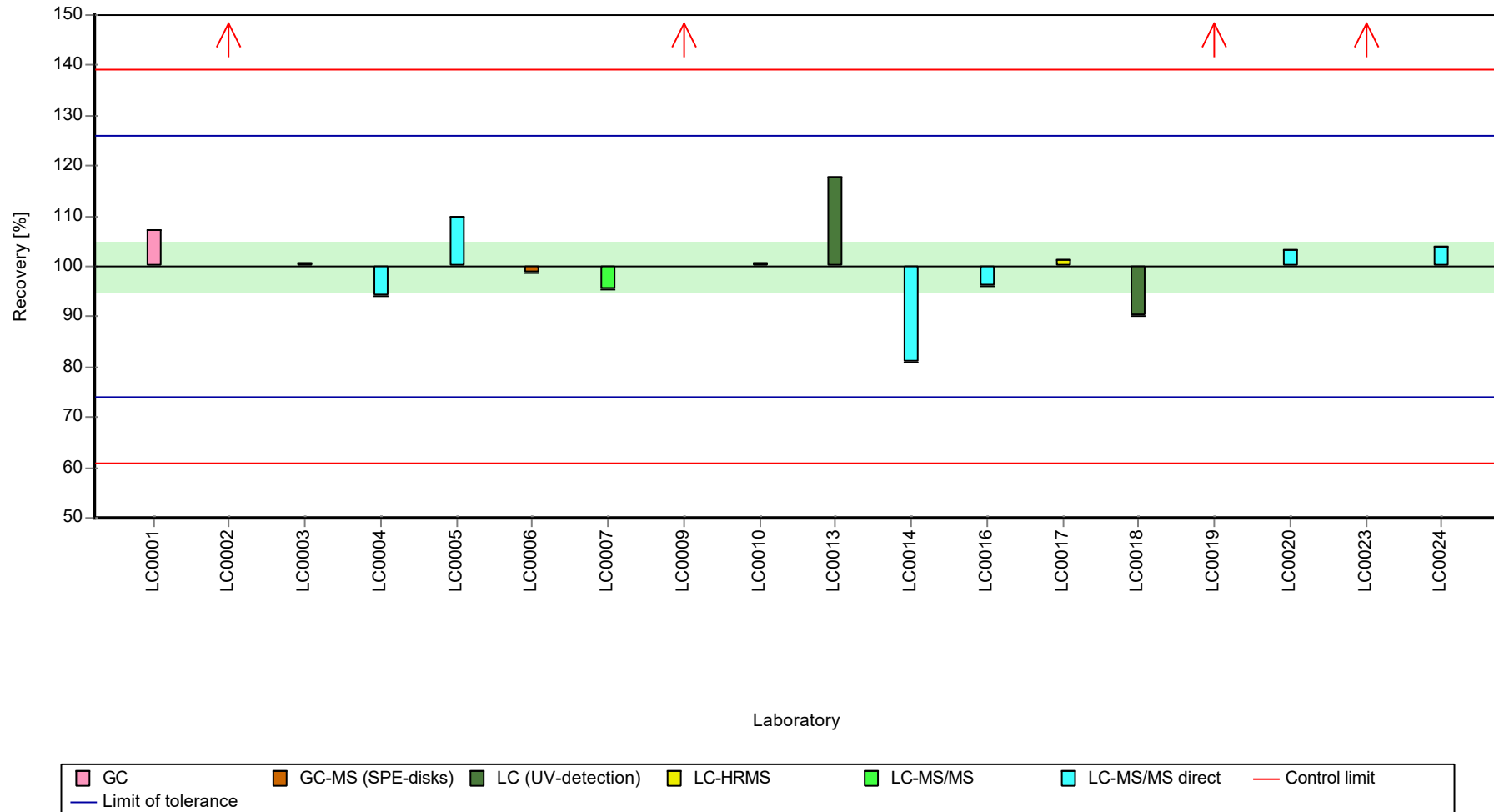
Results



Parameter oriented report Pesticides H112

Sample: H112A, Parameter: Propazine

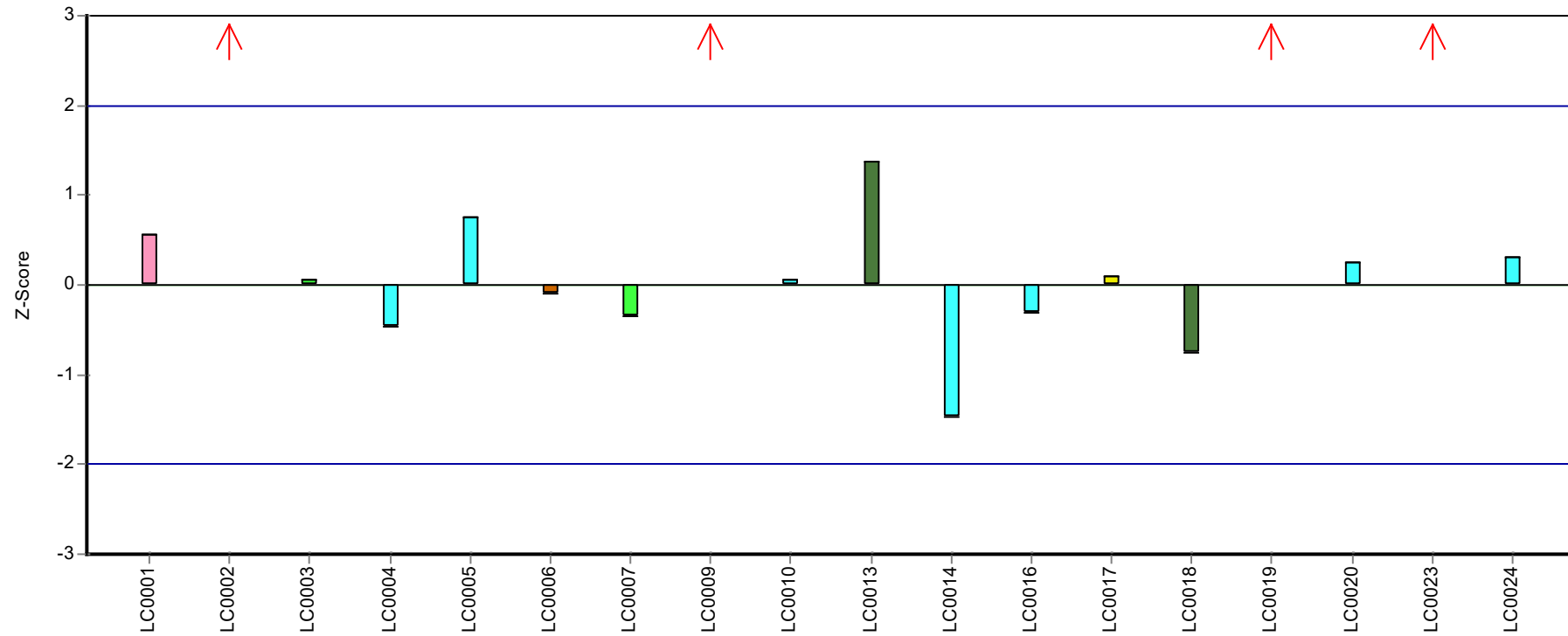
Recovery rate



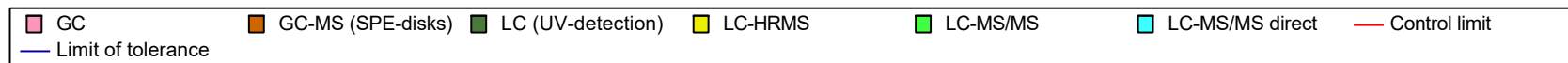
Parameter oriented report Pesticides H112

Sample: H112A, Parameter: Propazine

Z-score



Laboratory



Parameter oriented report Pesticides H112

Sample: H112B, Parameter: Propazine

Parameter oriented report

H112 B

Propazine

Unit	µg/l
Assigned value ± U (k=2)	0.693 ± 0.0295
Criterion	0.0901 (13 %)
Minimum - Maximum	0.545 - 0.793
Control test value ± U (k=2)	0.6400 ± 0.0961

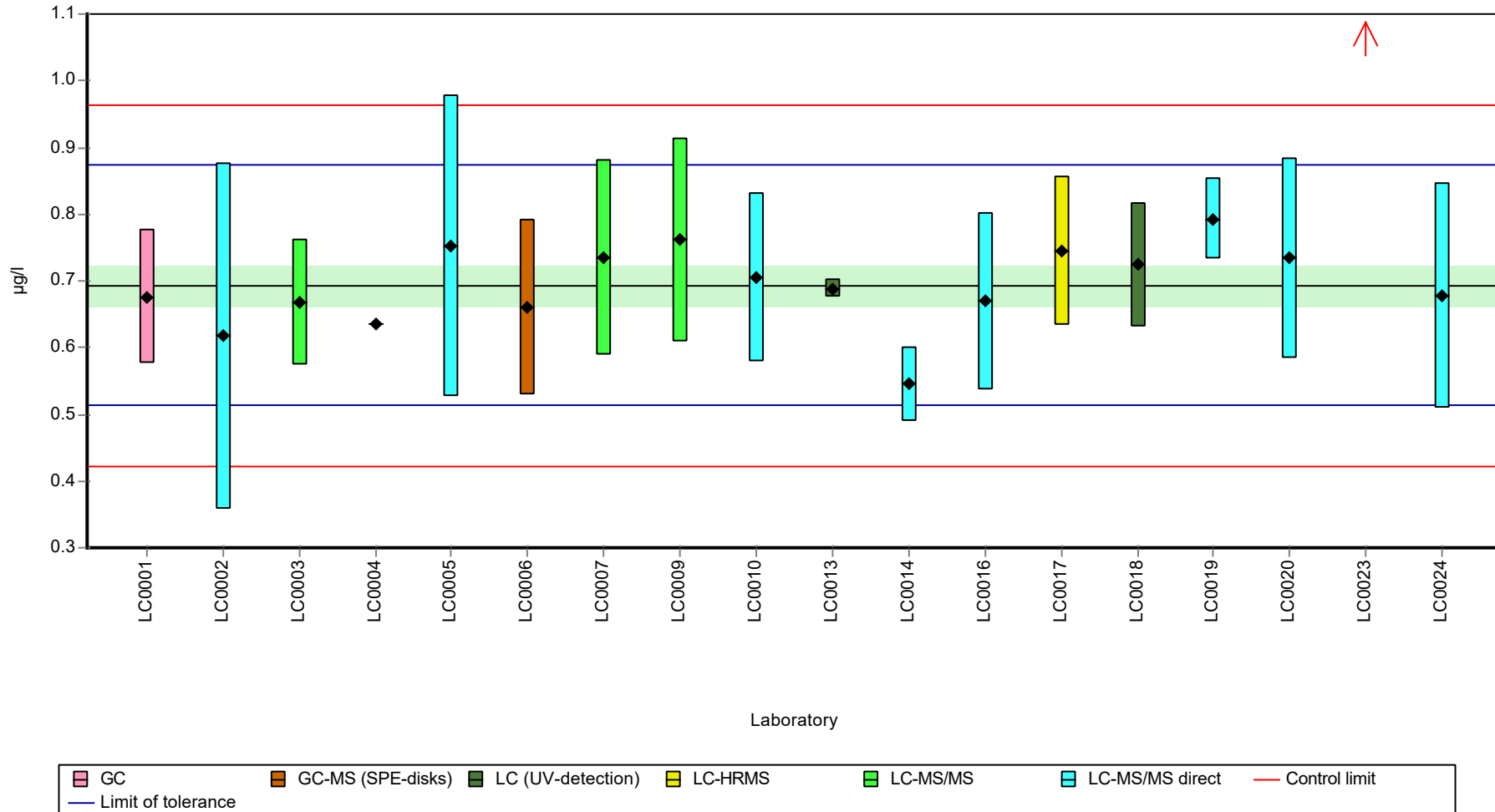
Labcode	Result	± U	Recovery [%]	z-score	Comments
LC0001	0.676	0.101	97.5	-0.19	
LC0002	0.617	0.26	89	-0.84	
LC0003	0.668	0.0935	96.4	-0.28	
LC0004	0.635	0.0003	91.6	-0.64	
LC0005	0.752	0.226	109	0.65	
LC0006	0.66	0.132	95.2	-0.37	
LC0007	0.734	0.147	106	0.45	
LC0008	-	-	-	-	
LC0009	0.761	0.152	110	0.75	
LC0010	0.705	0.127	102	0.13	
LC0011	-	-	-	-	
LC0012	-	-	-	-	
LC0013	0.688	0.014	99.3	-0.06	
LC0014	0.545	0.055	78.6	-1.64	
LC0015	-	-	-	-	
LC0016	0.669	0.134	96.5	-0.27	
LC0017	0.744	0.112	107	0.56	
LC0018	0.724	0.093	104	0.34	
LC0019	0.793	0.0609	114	1.11	
LC0020	0.734	0.15	106	0.45	
LC0021	-	-	-	-	
LC0022	-	-	-	-	
LC0023	608	134	87700	6740	H
LC0024	0.677	0.169	97.7	-0.18	

Characteristics of parameter

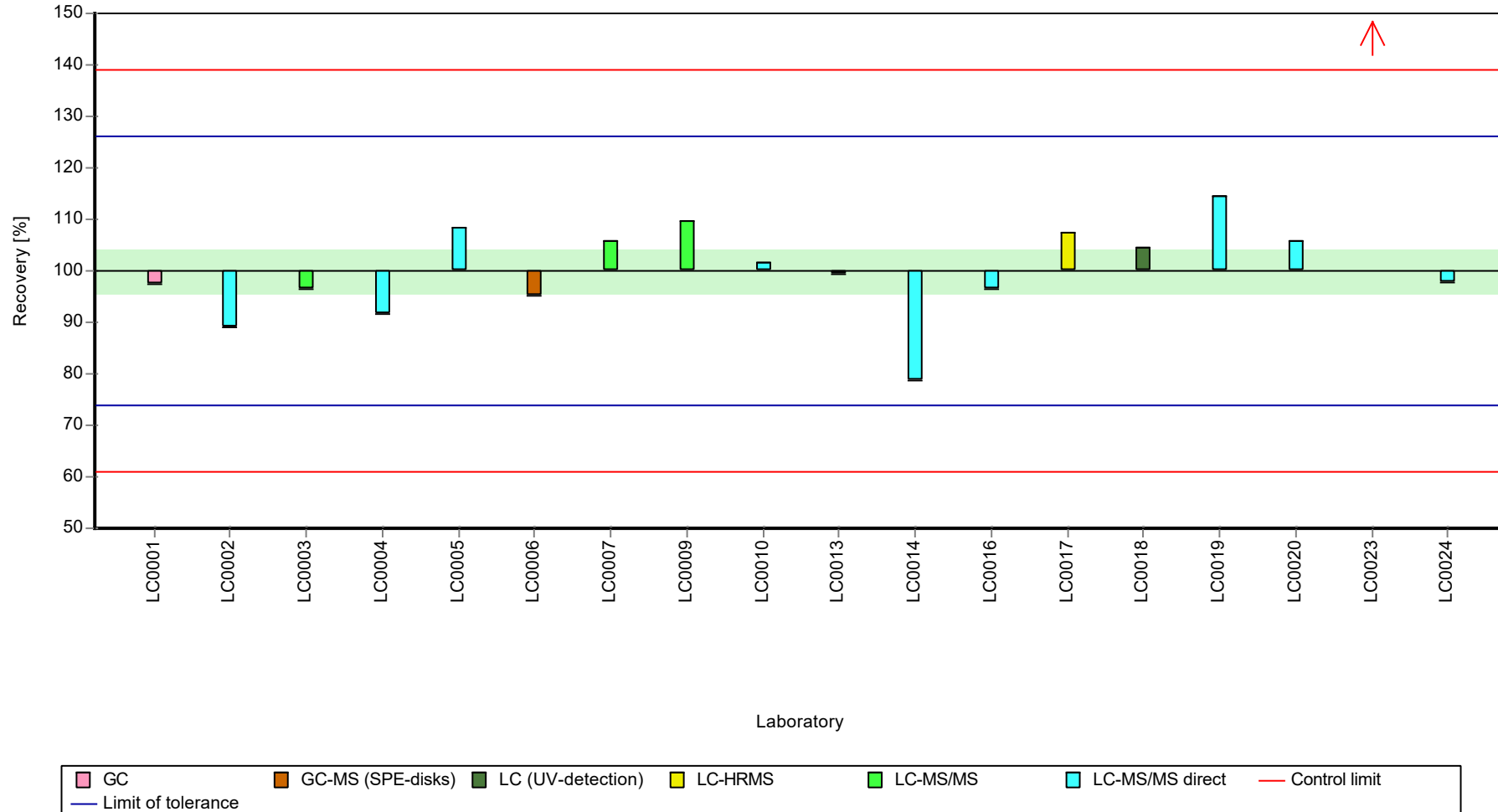
	all results	without outliers	Unit
Mean ± CI (99%)	34.4 ± 101	0.693 ± 0.0442	µg/l
Minimum	0.545	0.545	µg/l
Maximum	608	0.793	µg/l
Standard deviation	143	0.0608	µg/l
rel. standard deviation	416	8.77 %	
n	18	17	-

Graphical presentation of results

Results



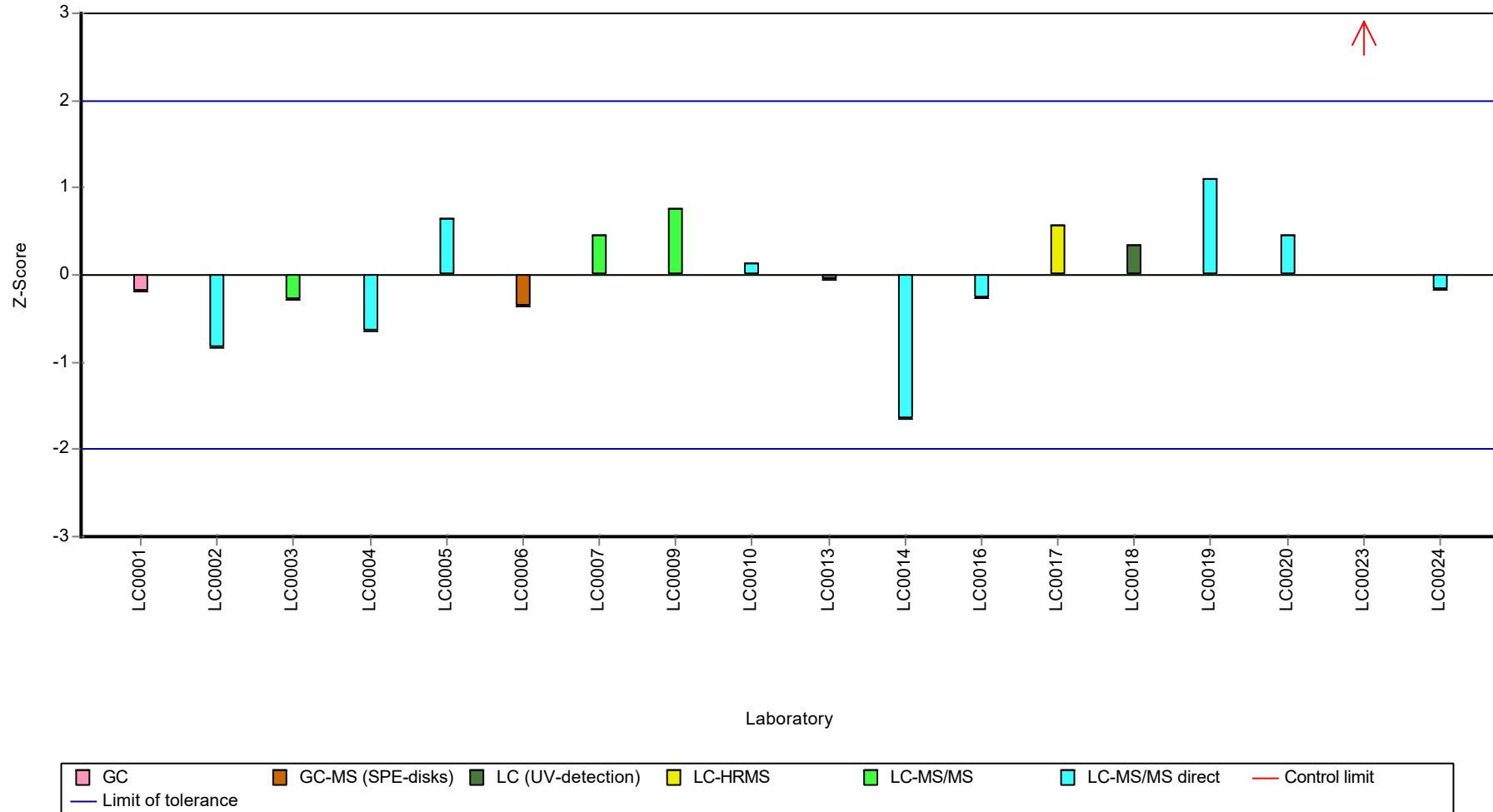
Recovery rate



Parameter oriented report Pesticides H112

Sample: H112B, Parameter: Propazine

Z-score



Parameter oriented report Pesticides H112

Sample: H112A, Parameter: Sebuthylazine

Parameter oriented report

H112 A

Sebuthylazine

Unit	µg/l
Assigned value ± U (k=2)	0.666 ± 0.0444
Criterion	0.062 (9.3 %)
Minimum - Maximum	0.446 - 0.761
Control test value ± U (k=2)	- ± -

Labcode	Result	± U	Recovery [%]	z-score	Comments
LC0001	0.627	0.094	94.1	-0.63	
LC0002	0.729	0.31	109	1.01	
LC0003	0.713	0.0713	107	0.76	
LC0004	0.446	0.0003	66.9	-3.55	
LC0005	0.745	0.223	112	1.27	
LC0006	0.647	0.129	97.1	-0.31	
LC0007	0.665	0.133	99.8	-0.02	
LC0008	-	-	-	-	
LC0009	-	-	-	-	
LC0010	-	-	-	-	
LC0011	-	-	-	-	
LC0012	-	-	-	-	
LC0013	0.632	0.013	94.9	-0.55	
LC0014	0.567	0.057	85.1	-1.6	
LC0015	-	-	-	-	
LC0016	0.682	0.136	102	0.26	
LC0017	0.737	0.111	111	1.14	
LC0018	0.67	0.091	101	0.06	
LC0019	0.924	0.0159	139	4.16	H
LC0020	0.706	0.14	106	0.64	
LC0021	-	-	-	-	
LC0022	-	-	-	-	
LC0023	-	-	-	-	
LC0024	0.761	0.19	114	1.53	

Characteristics of parameter

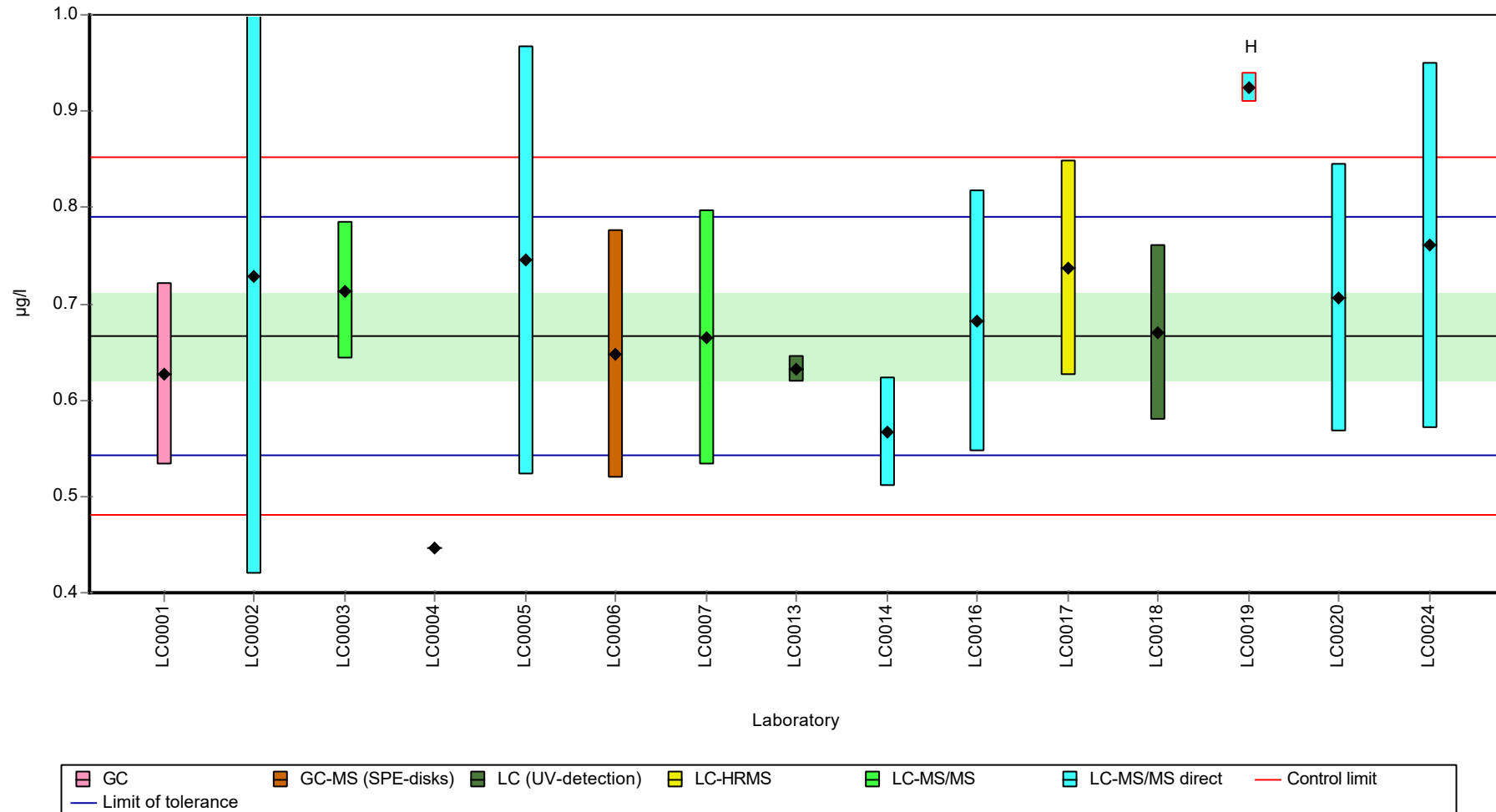
	all results	without outliers	Unit
Mean ± CI (99%)	0.683 ± 0.0806	0.666 ± 0.0666	µg/l
Minimum	0.446	0.446	µg/l
Maximum	0.924	0.761	µg/l
Standard deviation	0.104	0.083	µg/l
rel. standard deviation	15.2	12.5	%
n	15	14	-

Parameter oriented report Pesticides H112

Sample: H112A, Parameter: Sebuthylazine

Graphical presentation of results

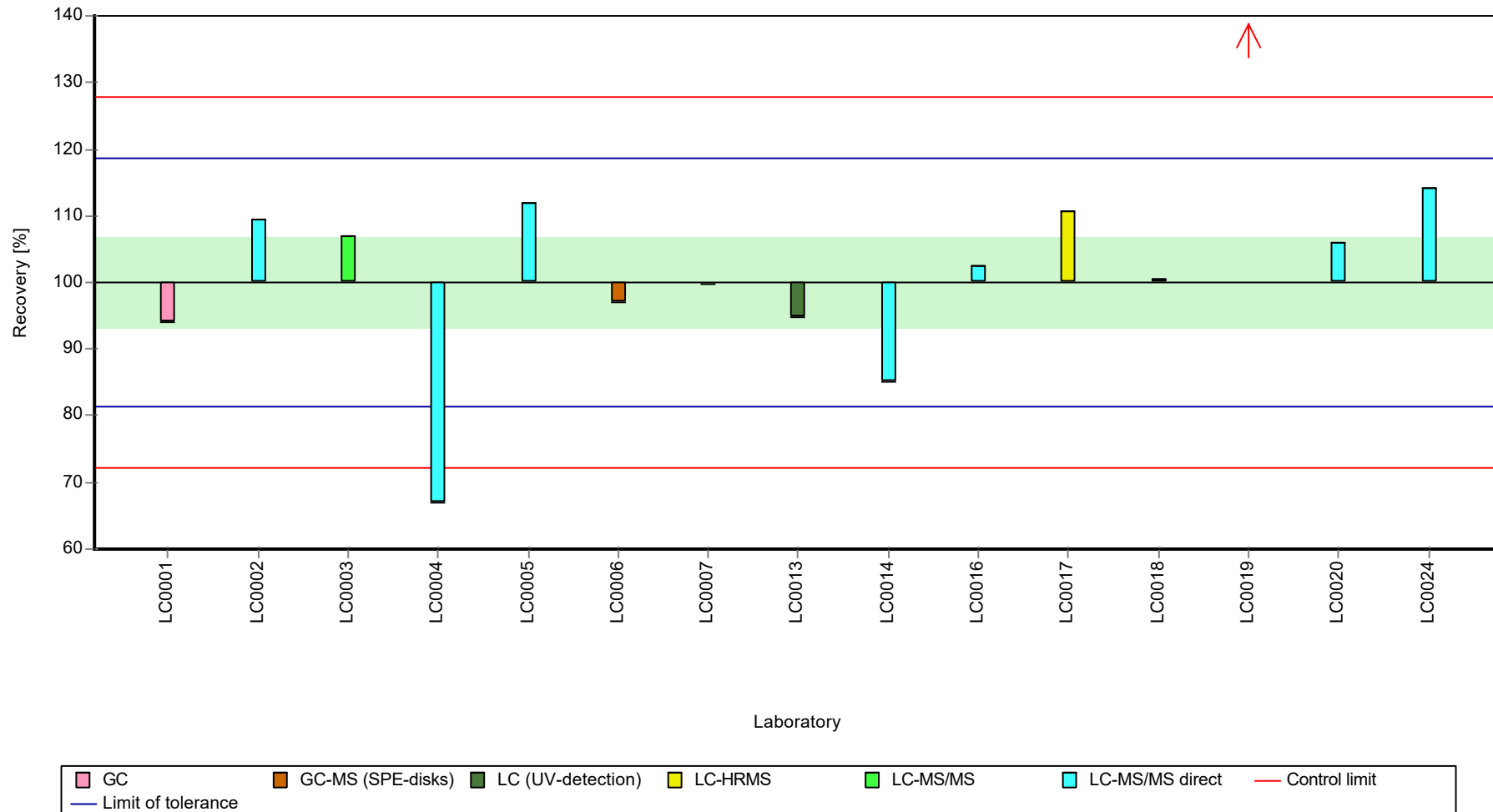
Results



Parameter oriented report Pesticides H112

Sample: H112A, Parameter: Sebuthylazine

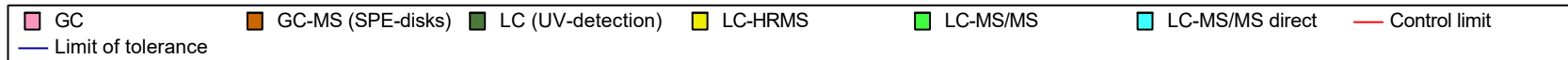
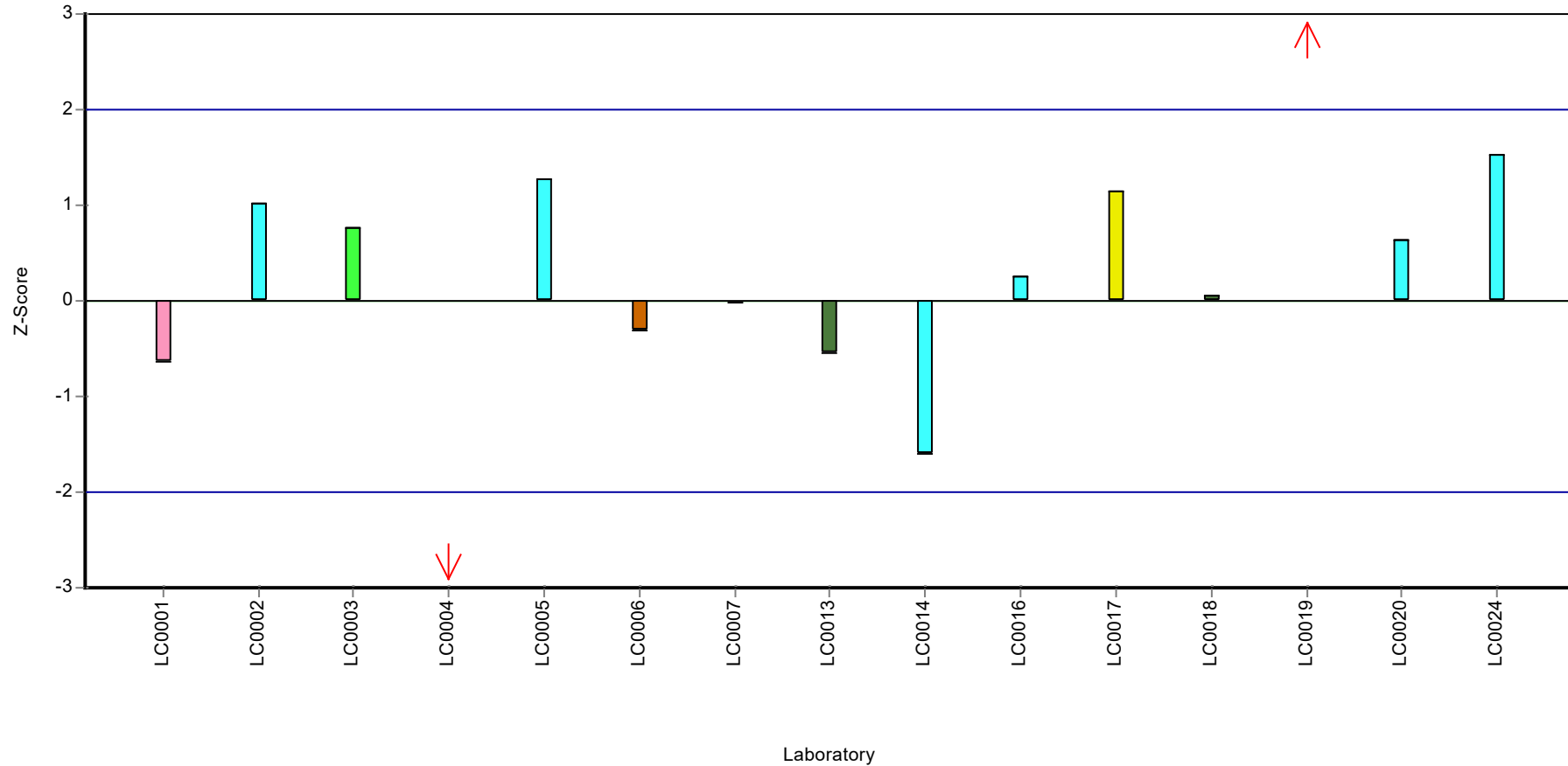
Recovery rate



Parameter oriented report Pesticides H112

Sample: H112A, Parameter: Sebuthylazine

Z-score



Parameter oriented report Pesticides H112

Sample: H112B, Parameter: Sebuthylazine

Parameter oriented report

H112 B

Sebuthylazine

Unit	µg/l
Assigned value ± U (k=2)	0.303 ± 0.0101
Criterion	0.0282 (9.3 %)
Minimum - Maximum	0.258 - 0.328
Control test value ± U (k=2)	0.3230 ± 0.0485

Labcode	Result	± U	Recovery [%]	z-score	Comments
LC0001	0.294	0.044	96.9	-0.34	
LC0002	0.317	0.13	104	0.48	
LC0003	0.306	0.0398	101	0.09	
LC0004	0.207	0.0001	68.2	-3.42	H
LC0005	0.328	0.098	108	0.87	
LC0006	0.292	0.058	96.2	-0.41	
LC0007	0.315	0.063	104	0.41	
LC0008	-	-	-	-	
LC0009	-	-	-	-	
LC0010	-	-	-	-	
LC0011	-	-	-	-	
LC0012	-	-	-	-	
LC0013	0.299	0.007	98.5	-0.16	
LC0014	0.258	0.026	85	-1.61	
LC0015	-	-	-	-	
LC0016	0.306	0.061	101	0.09	
LC0017	0.314	0.047	103	0.37	
LC0018	0.288	0.039	94.9	-0.55	
LC0019	0.381	0.0372	126	2.75	H
LC0020	0.304	0.061	100	0.02	
LC0021	-	-	-	-	
LC0022	-	-	-	-	
LC0023	-	-	-	-	
LC0024	0.324	0.081	107	0.73	

Characteristics of parameter

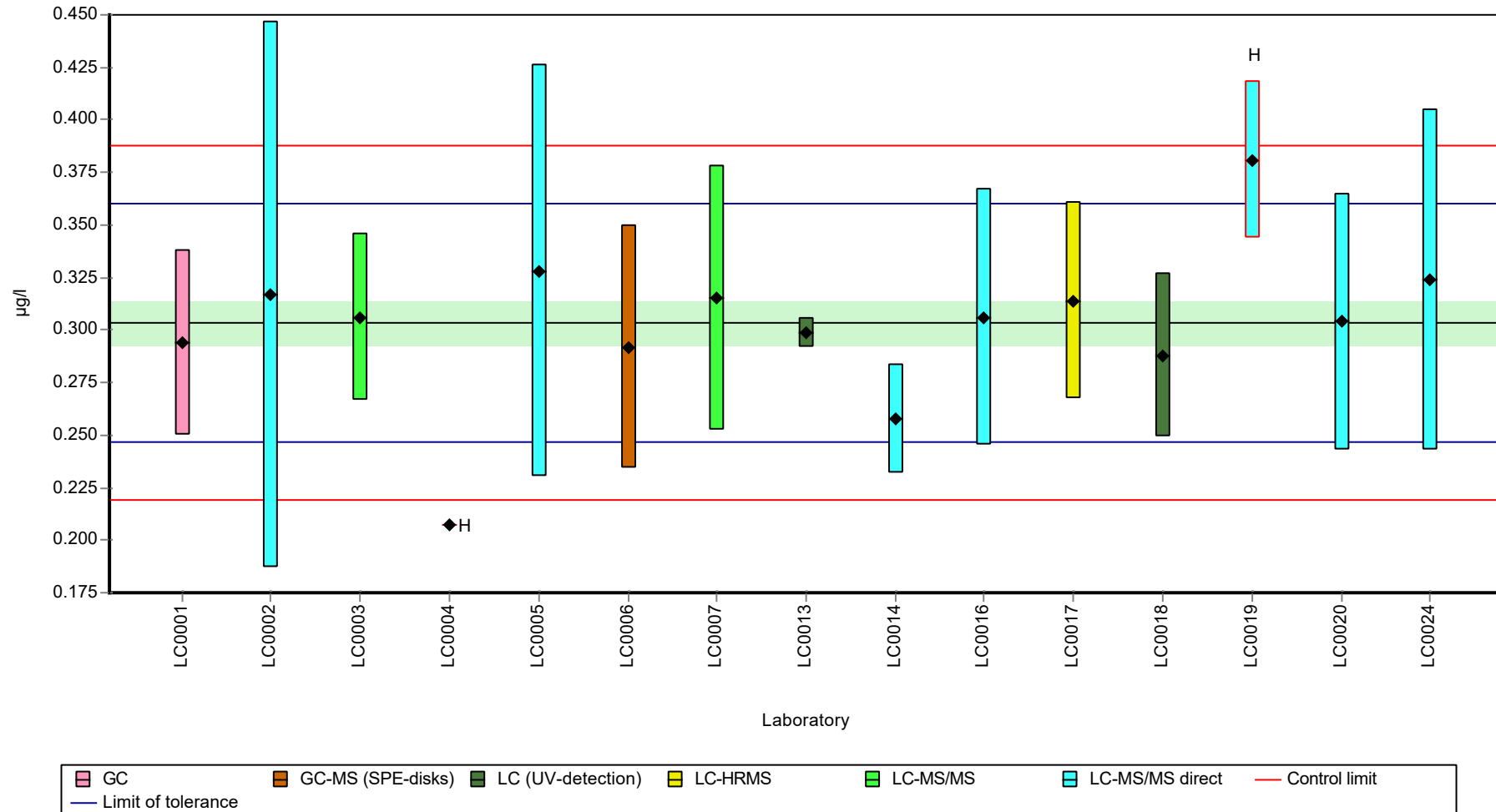
	all results	without outliers	Unit
Mean ± CI (99%)	0.302 ± 0.0288	0.303 ± 0.0152	µg/l
Minimum	0.207	0.258	µg/l
Maximum	0.381	0.328	µg/l
Standard deviation	0.0371	0.0183	µg/l
rel. standard deviation	12.3	6.02	%
n	15	13	-

Parameter oriented report Pesticides H112

Sample: H112B, Parameter: Sebuthylazine

Graphical presentation of results

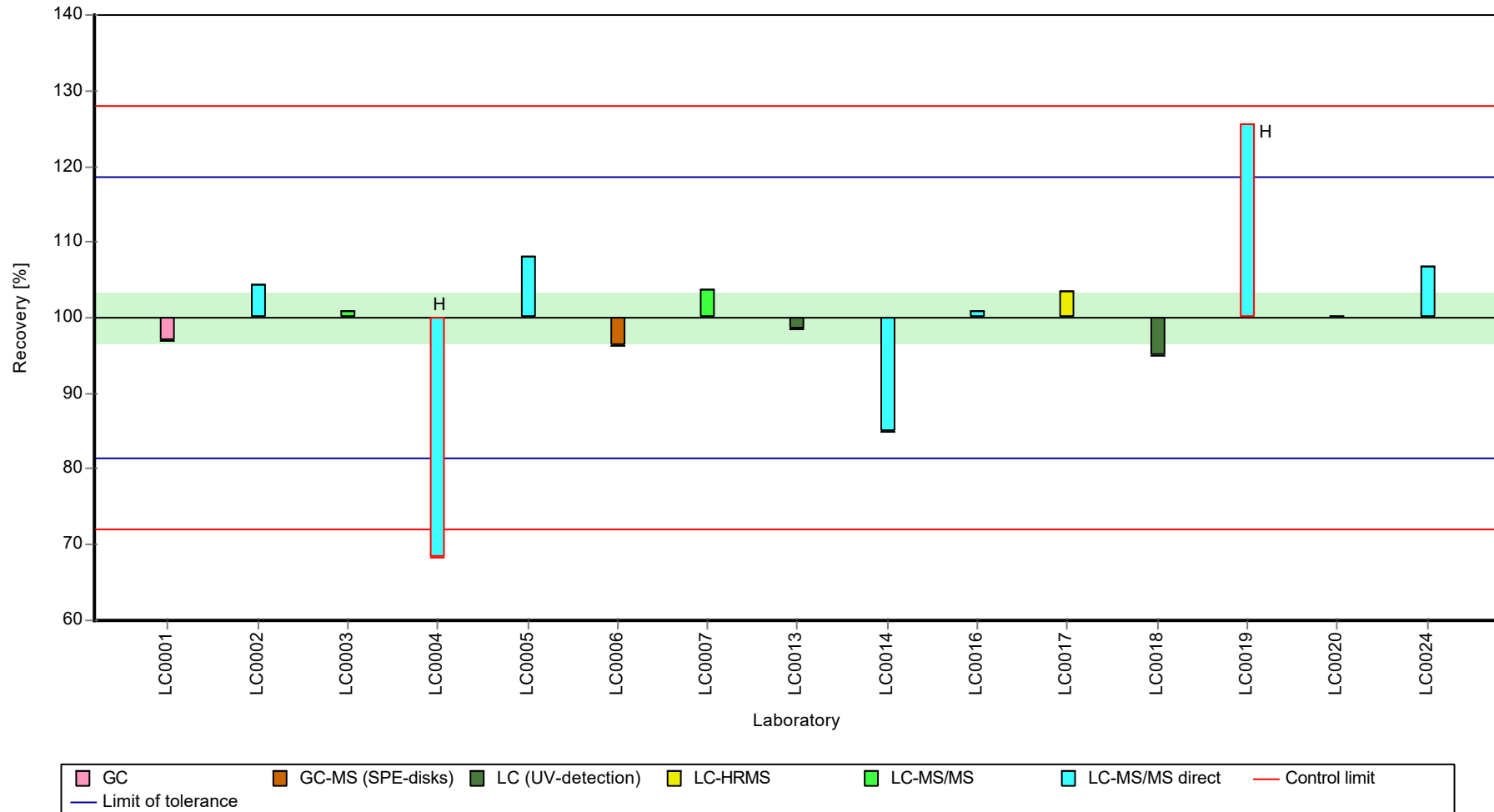
Results



Parameter oriented report Pesticides H112

Sample: H112B, Parameter: Sebuthylazine

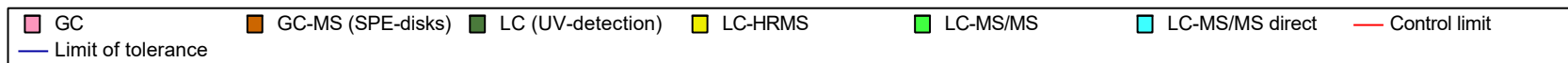
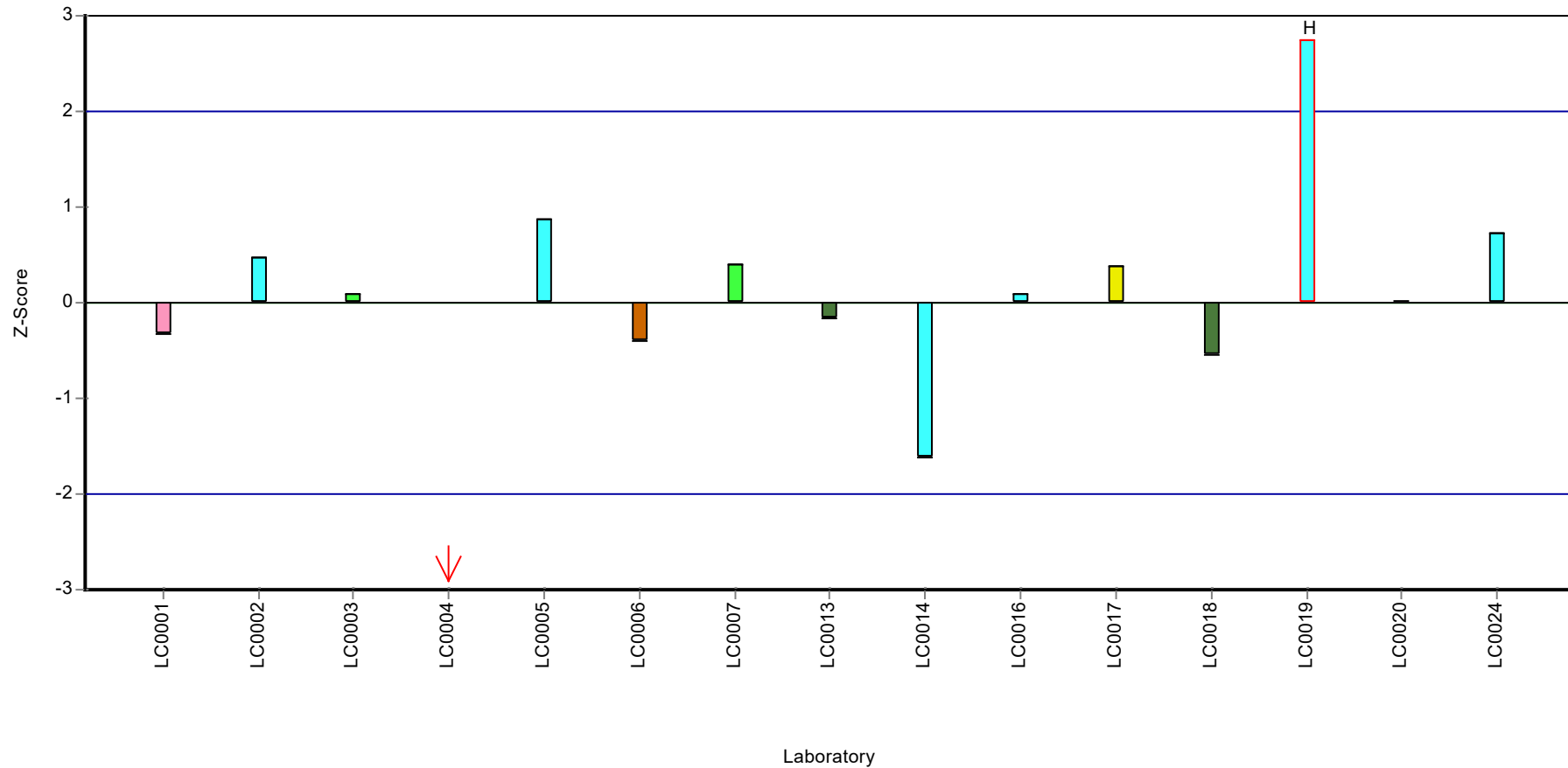
Recovery rate



Parameter oriented report Pesticides H112

Sample: H112B, Parameter: Sebuthylazine

Z-score



Parameter oriented report Pesticides H112

Sample: H112A, Parameter: Simazine

Parameter oriented report

H112 A

Simazine

Unit	µg/l
Assigned value ± U (k=2)	0.346 ± 0.0182
Criterion	0.038 (11 %)
Minimum - Maximum	0.245 - 0.412
Control test value ± U (k=2)	- ± -

Labcode	Result	± U	Recovery [%]	z-score	Comments
LC0001	0.343	0.052	99.2	-0.08	
LC0002	0.374	0.034	108	0.74	
LC0003	0.386	0.0579	112	1.05	
LC0004	0.337	0.0009	97.4	-0.23	
LC0005	0.388	0.116	112	1.11	
LC0006	0.323	0.065	93.4	-0.6	
LC0007	0.326	0.065	94.2	-0.52	
LC0008	0.369	0.111	107	0.61	
LC0009	0.365	0.073	106	0.5	
LC0010	0.339	0.061	98	-0.18	
LC0011	0.382	0.022	110	0.95	
LC0012	-	-	-	-	
LC0013	0.337	0.007	97.4	-0.23	
LC0014	0.245	0.025	70.8	-2.65	
LC0015	0.363	0.008	105	0.45	
LC0016	0.326	0.065	94.2	-0.52	
LC0017	0.138	0.021	39.9	-5.46	H
LC0018	0.277	0.038	80.1	-1.81	
LC0019	0.412	0.0137	119	1.74	
LC0020	0.346	0.069	100	0.00	
LC0021	-	-	-	-	
LC0022	0.325	0.055	94	-0.55	
LC0023	334	47	96600	8770	H
LC0024	0.372	0.093	108	0.69	

Characteristics of parameter

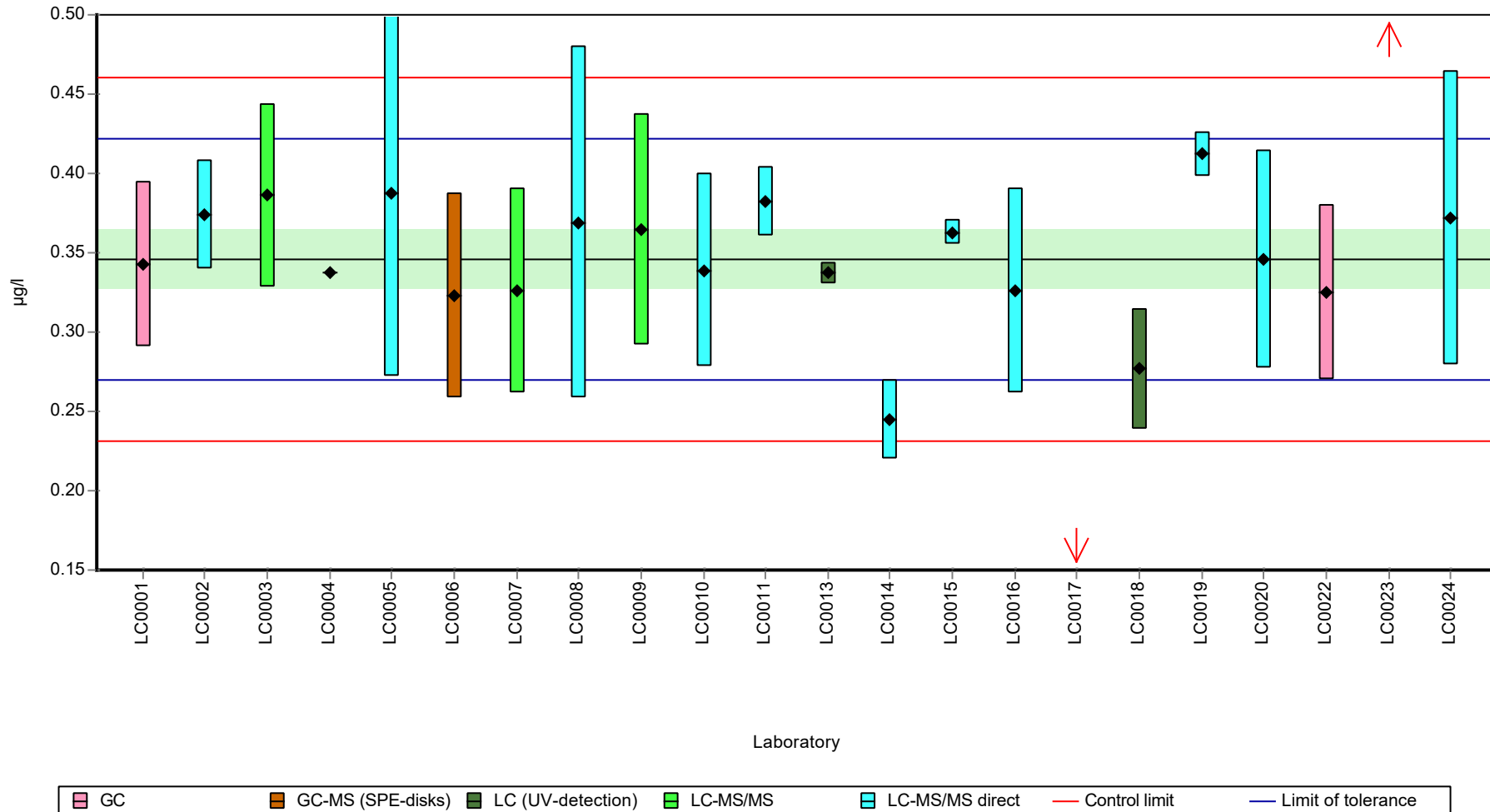
	all results	without outliers	Unit
Mean ± CI (99%)	15.5 ± 45.5	0.347 ± 0.026	µg/l
Minimum	0.138	0.245	µg/l
Maximum	334	0.412	µg/l
Standard deviation	71.1	0.0388	µg/l
rel. standard deviation	459	11.2 %	
n	22	20	-

Parameter oriented report Pesticides H112

Sample: H112A, Parameter: Simazine

Graphical presentation of results

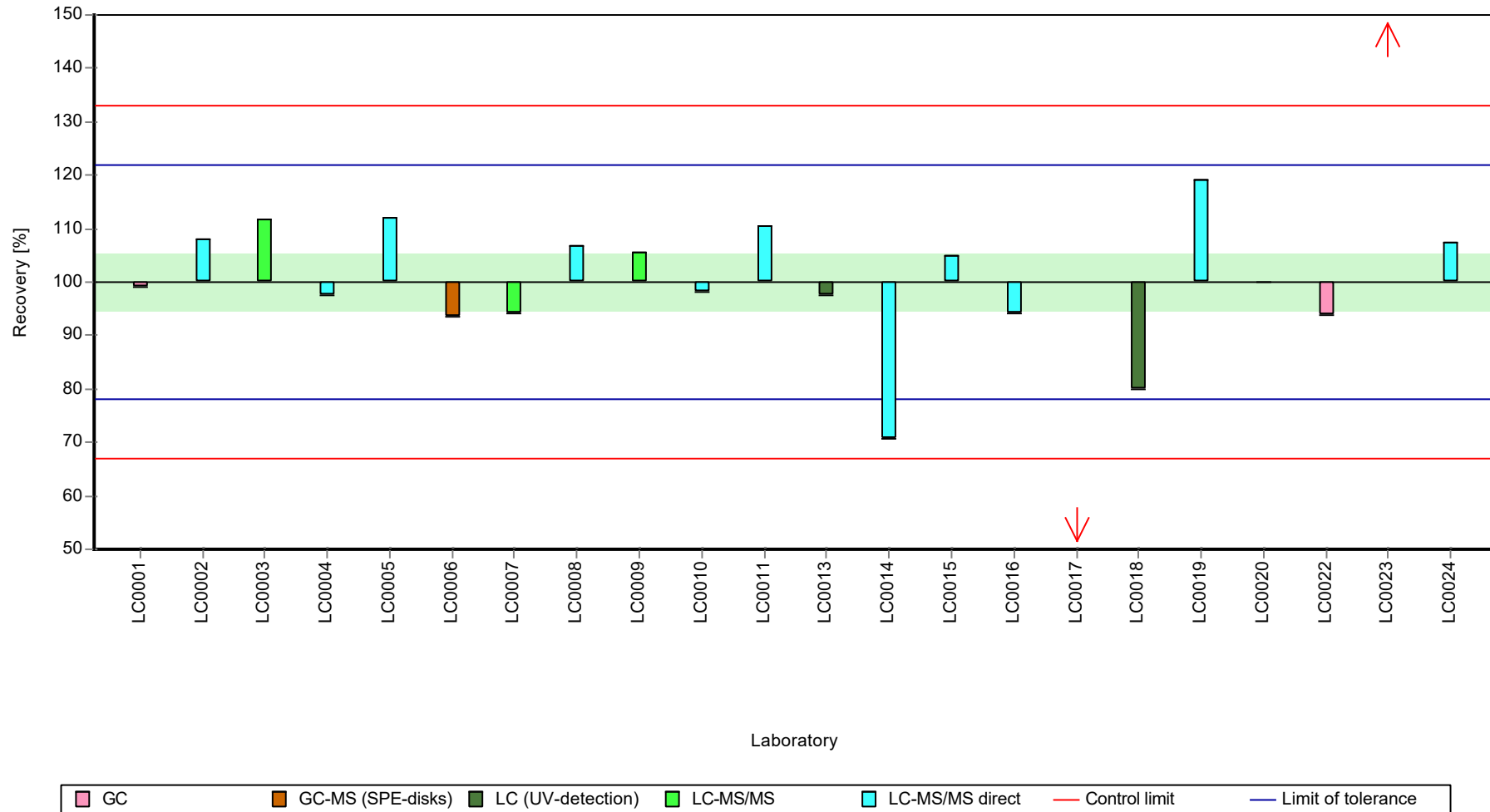
Results



Parameter oriented report Pesticides H112

Sample: H112A, Parameter: Simazine

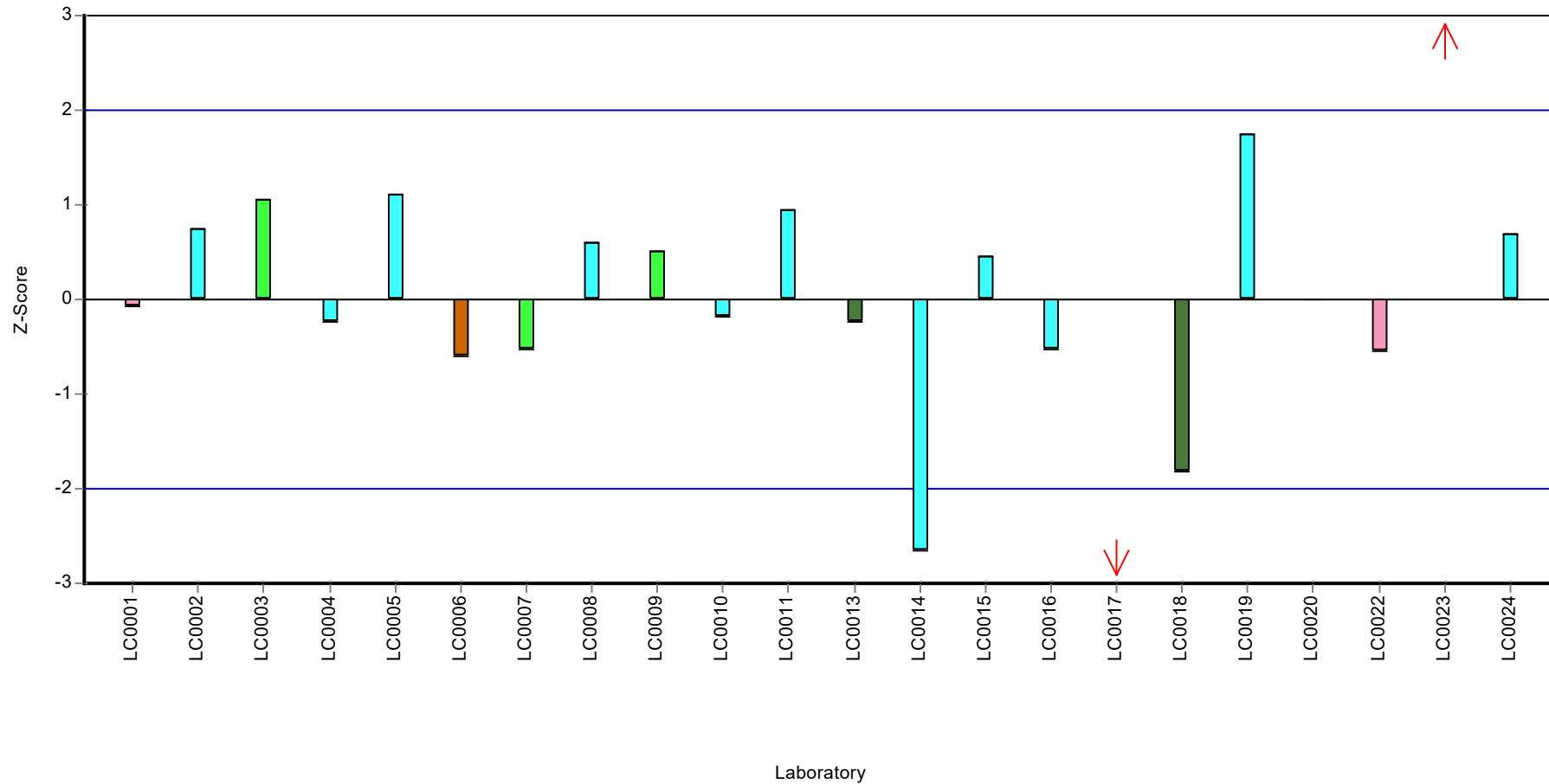
Recovery rate



Parameter oriented report Pesticides H112

Sample: H112A, Parameter: Simazine

Z-score



Parameter oriented report Pesticides H112

Sample: H112B, Parameter: Simazine

Parameter oriented report

H112 B

Simazine

Unit	µg/l
Assigned value ± U (k=2)	0.654 ± 0.0324
Criterion	0.0719 (11 %)
Minimum - Maximum	0.459 - 0.775
Control test value ± U (k=2)	- ± -

Labcode	Result	± U	Recovery [%]	z-score	Comments
LC0001	0.582	0.087	89	-1	
LC0002	0.712	0.089	109	0.81	
LC0003	0.72	0.1008	110	0.92	
LC0004	0.646	0.0017	98.8	-0.11	
LC0005	0.744	0.223	114	1.26	
LC0006	0.617	0.123	94.4	-0.51	
LC0007	0.675	0.135	103	0.3	
LC0008	0.666	0.2	102	0.17	
LC0009	0.685	0.137	105	0.44	
LC0010	0.633	0.114	96.8	-0.29	
LC0011	0.716	0.041	110	0.87	
LC0012	-	-	-	-	
LC0013	0.653	0.14	99.9	-0.01	
LC0014	0.459	0.046	70.2	-2.71	
LC0015	0.698	0.033	107	0.62	
LC0016	0.622	0.124	95.2	-0.44	
LC0017	0.69	0.104	106	0.51	
LC0018	0.534	0.073	81.7	-1.66	
LC0019	0.775	0.0673	119	1.69	
LC0020	0.664	0.13	102	0.14	
LC0021	-	-	-	-	
LC0022	0.61	0.104	93.3	-0.61	
LC0023	620	87	94900	8610	H
LC0024	0.67	0.168	103	0.23	

Characteristics of parameter

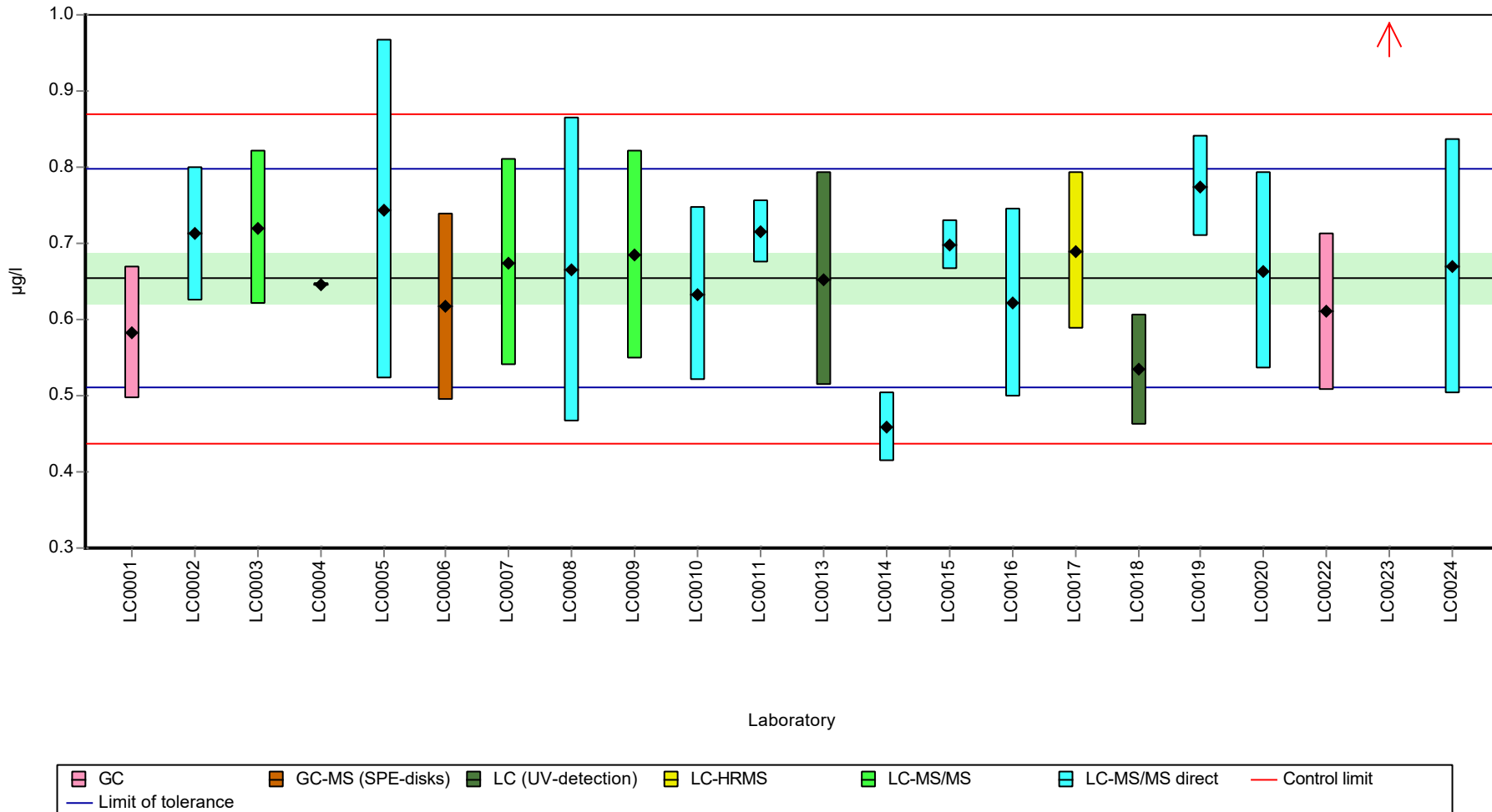
	all results	without outliers	Unit
Mean ± CI (99%)	28.8 ± 84.5	0.656 ± 0.0467	µg/l
Minimum	0.459	0.459	µg/l
Maximum	620	0.775	µg/l
Standard deviation	132	0.0714	µg/l
rel. standard deviation	458	10.9 %	
n	22	21	-

Parameter oriented report Pesticides H112

Sample: H112B, Parameter: Simazine

Graphical presentation of results

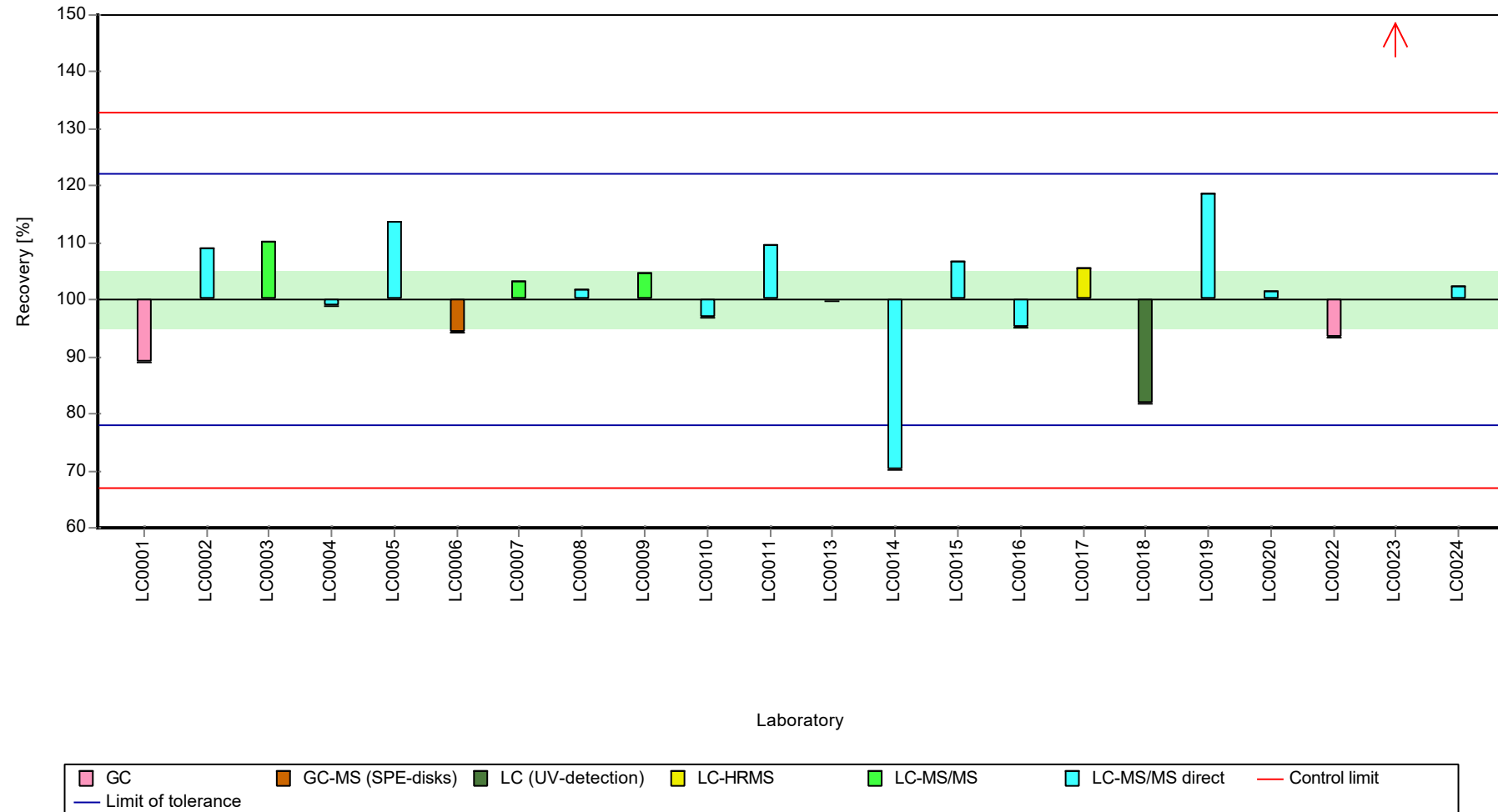
Results



Parameter oriented report Pesticides H112

Sample: H112B, Parameter: Simazine

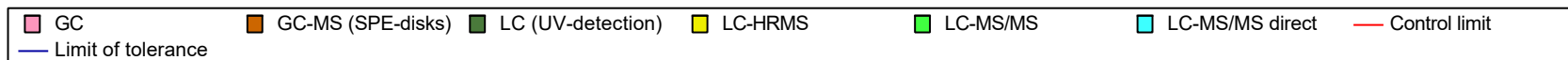
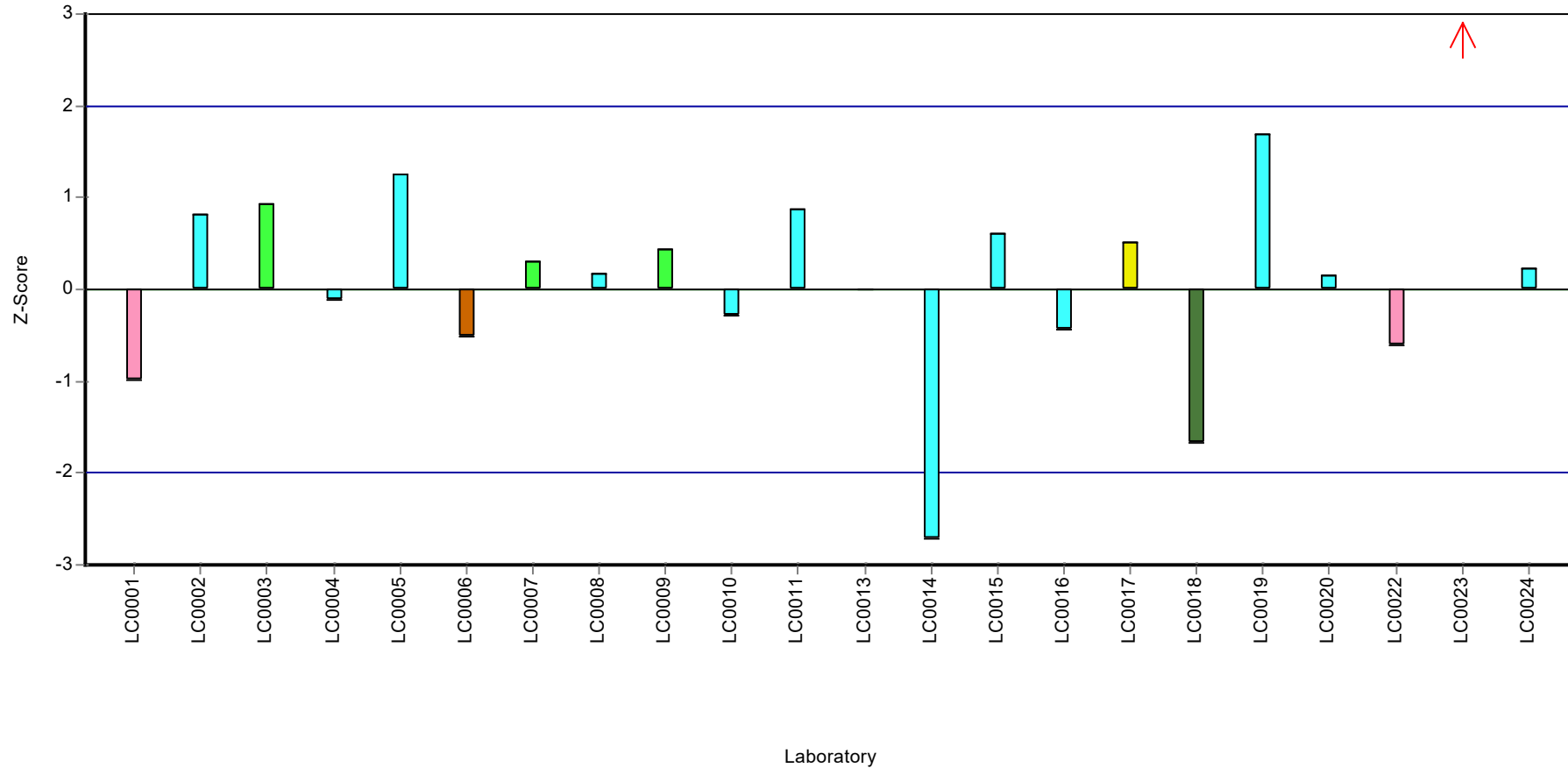
Recovery rate



Parameter oriented report Pesticides H112

Sample: H112B, Parameter: Simazine

Z-score



Parameter oriented report Pesticides H112

Sample: H112A, Parameter: Terbutylazine

Parameter oriented report

H112 A

Terbutylazine

Unit	µg/l
Assigned value ± U (k=2)	0.205 ± 0.00756
Criterion	0.0226 (11 %)
Minimum - Maximum	0.174 - 0.243
Control test value ± U (k=2)	- ± -

Labcode	Result	± U	Recovery [%]	z-score	Comments
LC0001	0.199	0.03	96.9	-0.28	
LC0002	0.219	0.023	107	0.6	
LC0003	0.225	0.0225	110	0.87	
LC0004	0.195	0.00001	94.9	-0.46	
LC0005	0.206	0.062	100	0.03	
LC0006	0.2	0.04	97.4	-0.24	
LC0007	0.179	0.036	87.1	-1.17	
LC0008	0.236	0.071	115	1.35	
LC0009	0.215	0.043	105	0.42	
LC0010	0.204	0.037	99.3	-0.06	
LC0011	0.206	0.027	100	0.03	
LC0012	0.827	0.25	403	27.5	H
LC0013	0.193	0.008	94	-0.55	
LC0014	0.174	0.017	84.7	-1.39	
LC0015	0.21	0.004	102	0.2	
LC0016	0.205	0.041	99.8	-0.02	
LC0017	0.191	0.029	93	-0.64	
LC0018	0.199	0.029	96.9	-0.28	
LC0019	0.243	0.0104	118	1.66	
LC0020	0.2	0.04	97.4	-0.24	
LC0021	-	-	-	-	
LC0022	0.203	0.035	98.8	-0.11	
LC0023	216	45	105000	9550	H
LC0024	0.216	0.054	105	0.47	

Characteristics of parameter

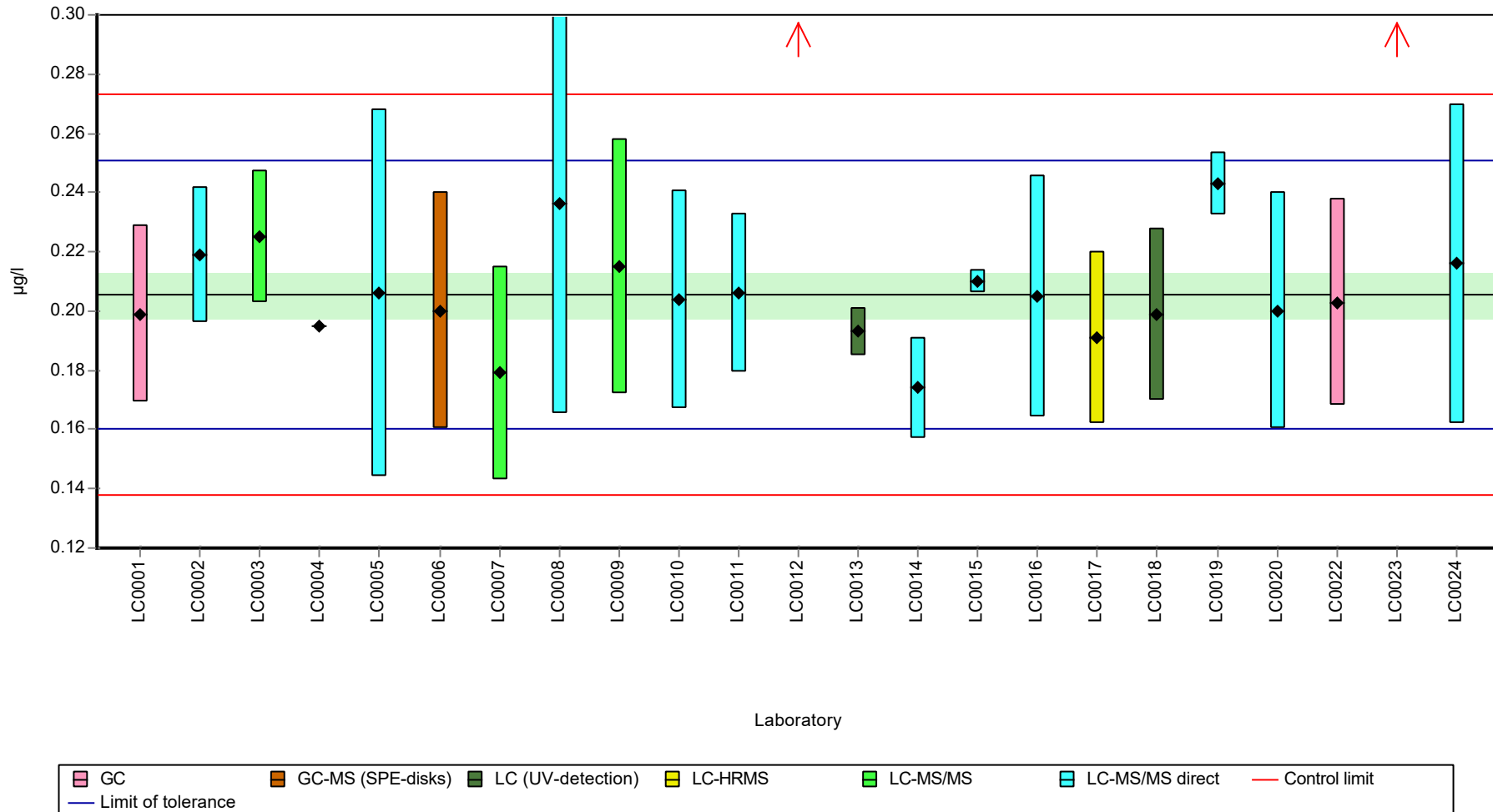
	all results	without outliers	Unit
Mean ± CI (99%)	9.62 ± 28.1	0.206 ± 0.0108	µg/l
Minimum	0.174	0.174	µg/l
Maximum	216	0.243	µg/l
Standard deviation	45	0.0165	µg/l
rel. standard deviation	468	8.02	%
n	23	21	-

Parameter oriented report Pesticides H112

Sample: H112A, Parameter: Terbutylazine

Graphical presentation of results

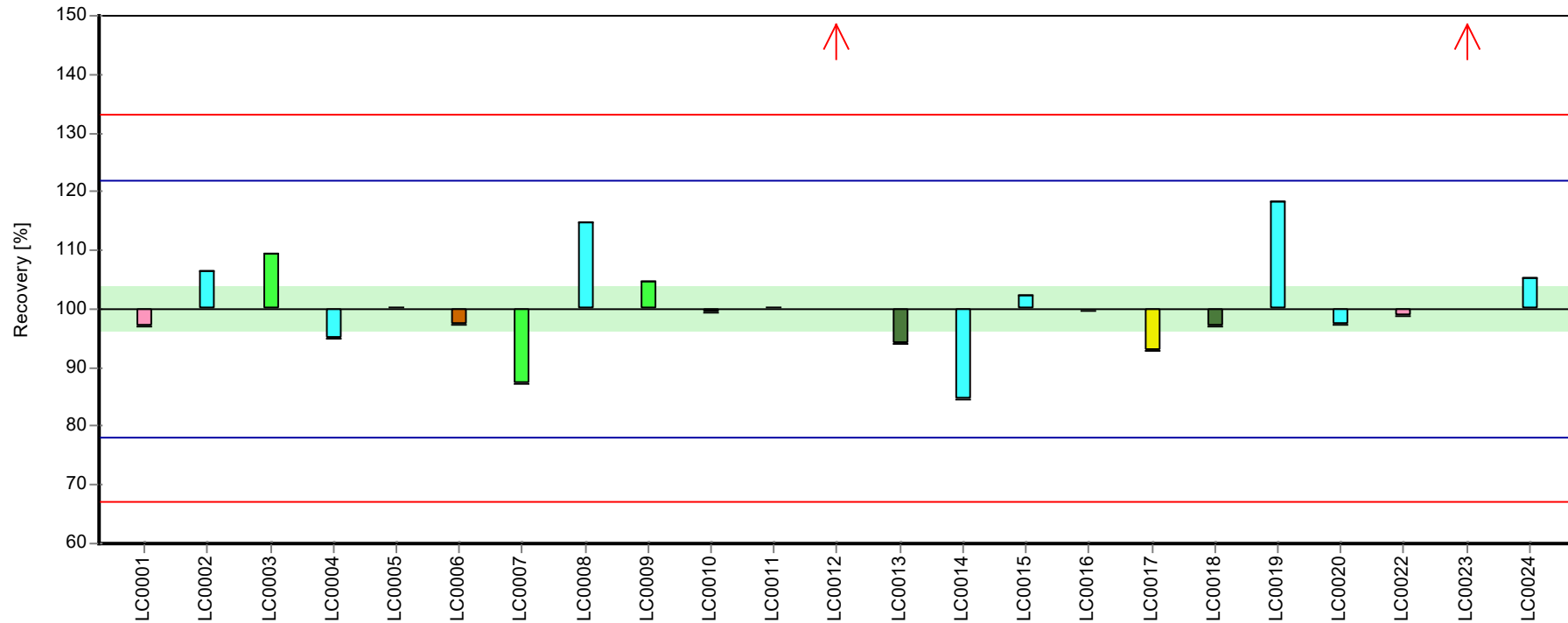
Results



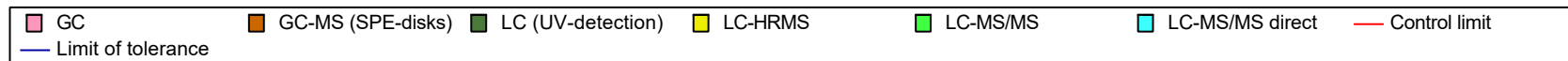
Parameter oriented report Pesticides H112

Sample: H112A, Parameter: Terbutylazine

Recovery rate



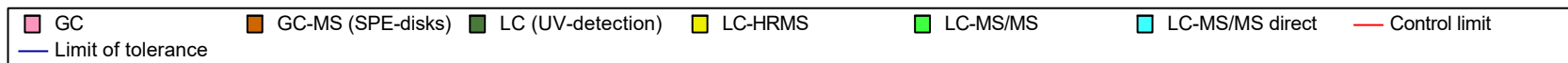
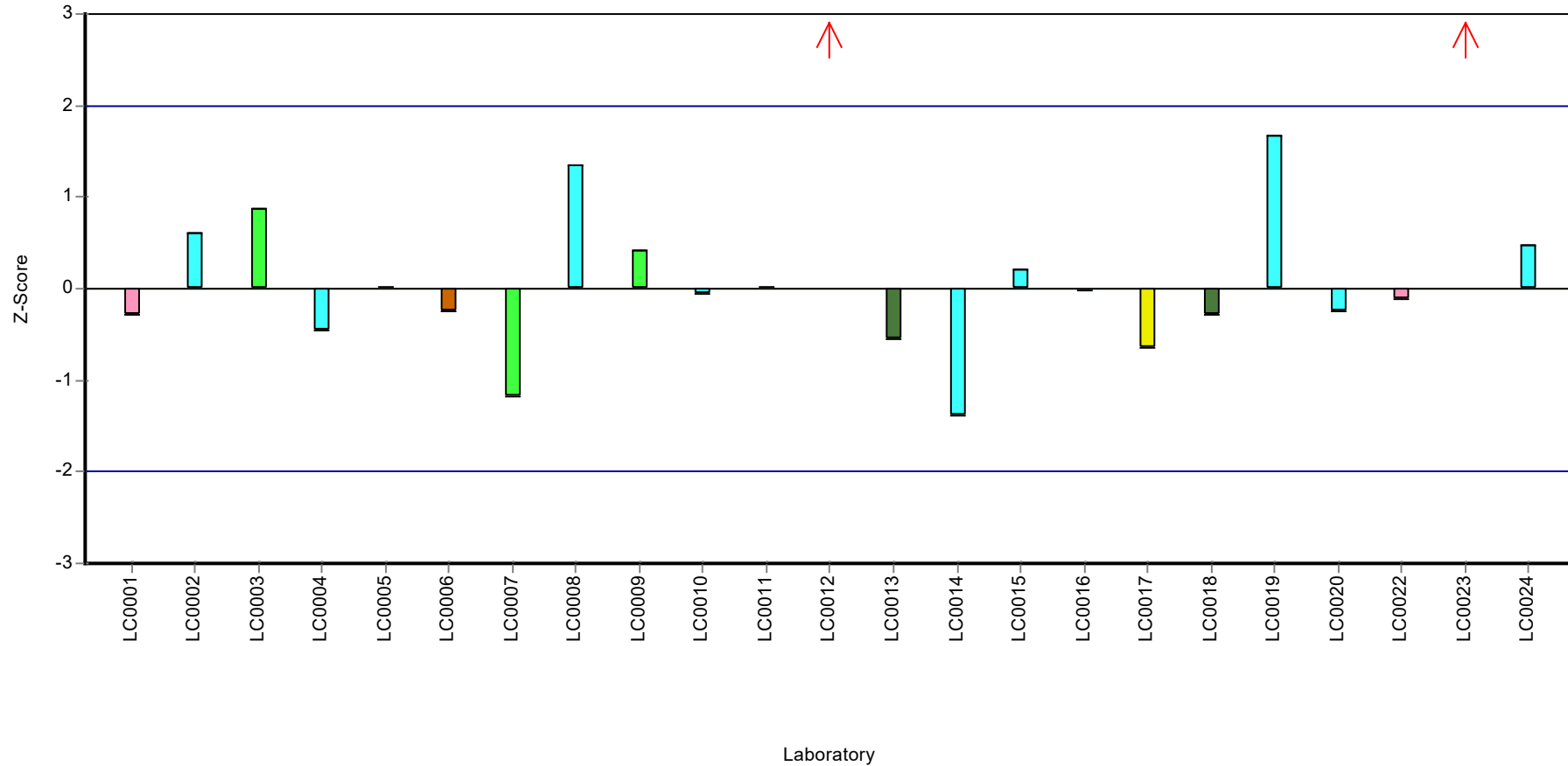
Laboratory



Parameter oriented report Pesticides H112

Sample: H112A, Parameter: Terbutylazine

Z-score



Parameter oriented report Pesticides H112

Sample: H112B, Parameter: Terbutylazine

Parameter oriented report

H112 B

Terbutylazine

Unit	µg/l
Assigned value ± U (k=2)	0.422 ± 0.013
Criterion	0.0464 (11 %)
Minimum - Maximum	0.373 - 0.496
Control test value ± U (k=2)	0.2750 ± 0.0412

Labcode	Result	± U	Recovery [%]	z-score	Comments
LC0001	0.39	0.059	92.4	-0.69	
LC0002	0.418	0.055	99.1	-0.09	
LC0003	0.44	0.066	104	0.39	
LC0004	0.397	0.0002	94.1	-0.54	
LC0005	0.423	0.127	100	0.02	
LC0006	0.403	0.081	95.5	-0.41	
LC0007	0.373	0.075	88.4	-1.06	
LC0008	0.52	0.156	123	2.11	H
LC0009	0.456	0.091	108	0.73	
LC0010	0.414	0.074	98.1	-0.17	
LC0011	0.426	0.056	101	0.09	
LC0012	0.746	0.22	177	6.98	H
LC0013	0.449	0.009	106	0.58	
LC0014	0.318	0.032	75.4	-2.24	H
LC0015	0.434	0.012	103	0.26	
LC0016	0.417	0.083	98.8	-0.11	
LC0017	0.436	0.065	103	0.3	
LC0018	0.409	0.06	96.9	-0.28	
LC0019	0.496	0.0495	118	1.59	
LC0020	0.405	0.081	96	-0.37	
LC0021	-	-	-	-	
LC0022	0.423	0.072	100	0.02	
LC0023	401	84	95000	8630	H
LC0024	0.421	0.105	99.8	-0.02	

Characteristics of parameter

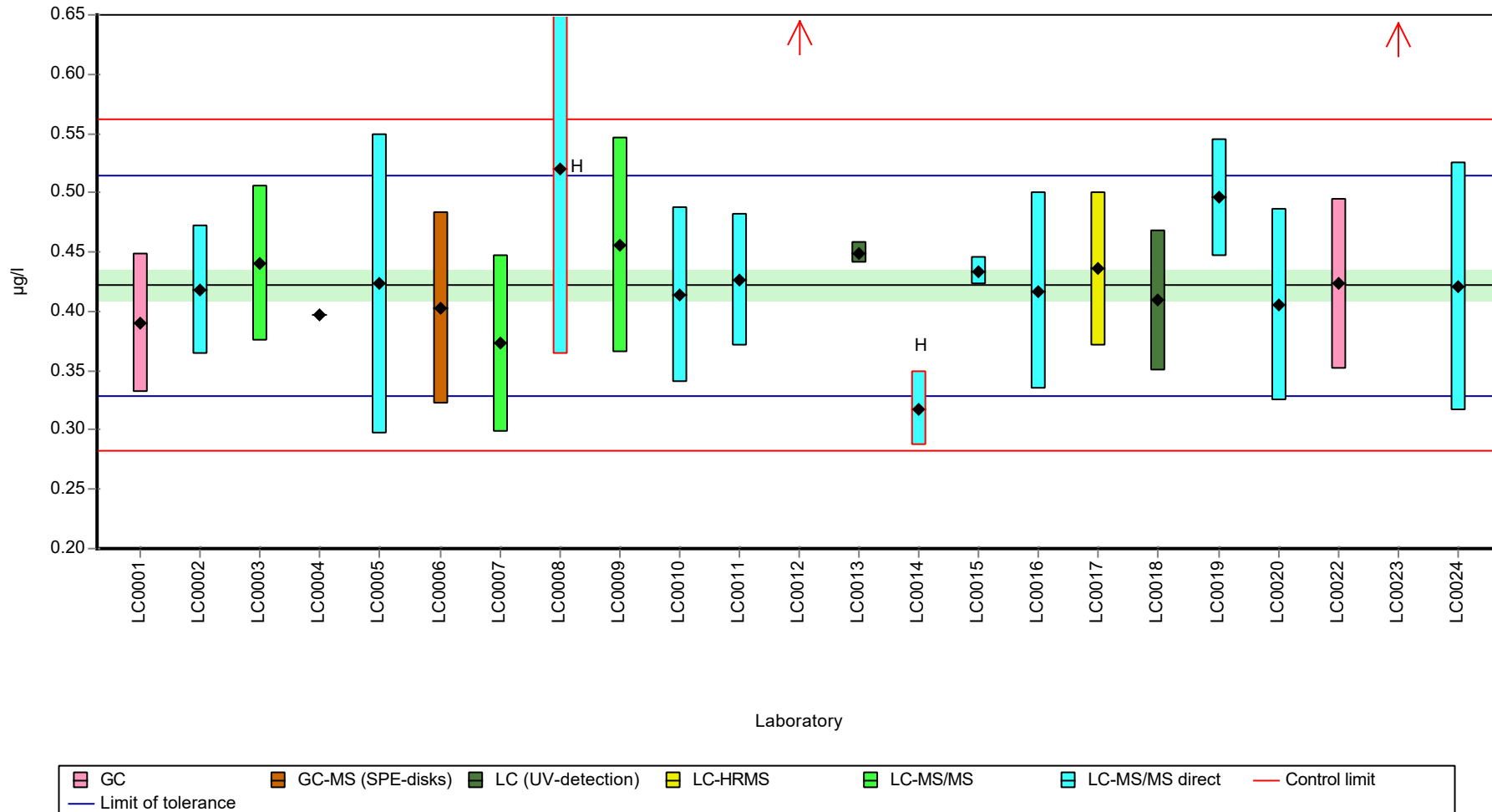
	all results	without outliers	Unit
Mean ± CI (99%)	17.9 ± 52.2	0.423 ± 0.0185	µg/l
Minimum	0.318	0.373	µg/l
Maximum	401	0.496	µg/l
Standard deviation	83.5	0.0269	µg/l
rel. standard deviation	468	6.36	%
n	23	19	-

Parameter oriented report Pesticides H112

Sample: H112B, Parameter: Terbutylazine

Graphical presentation of results

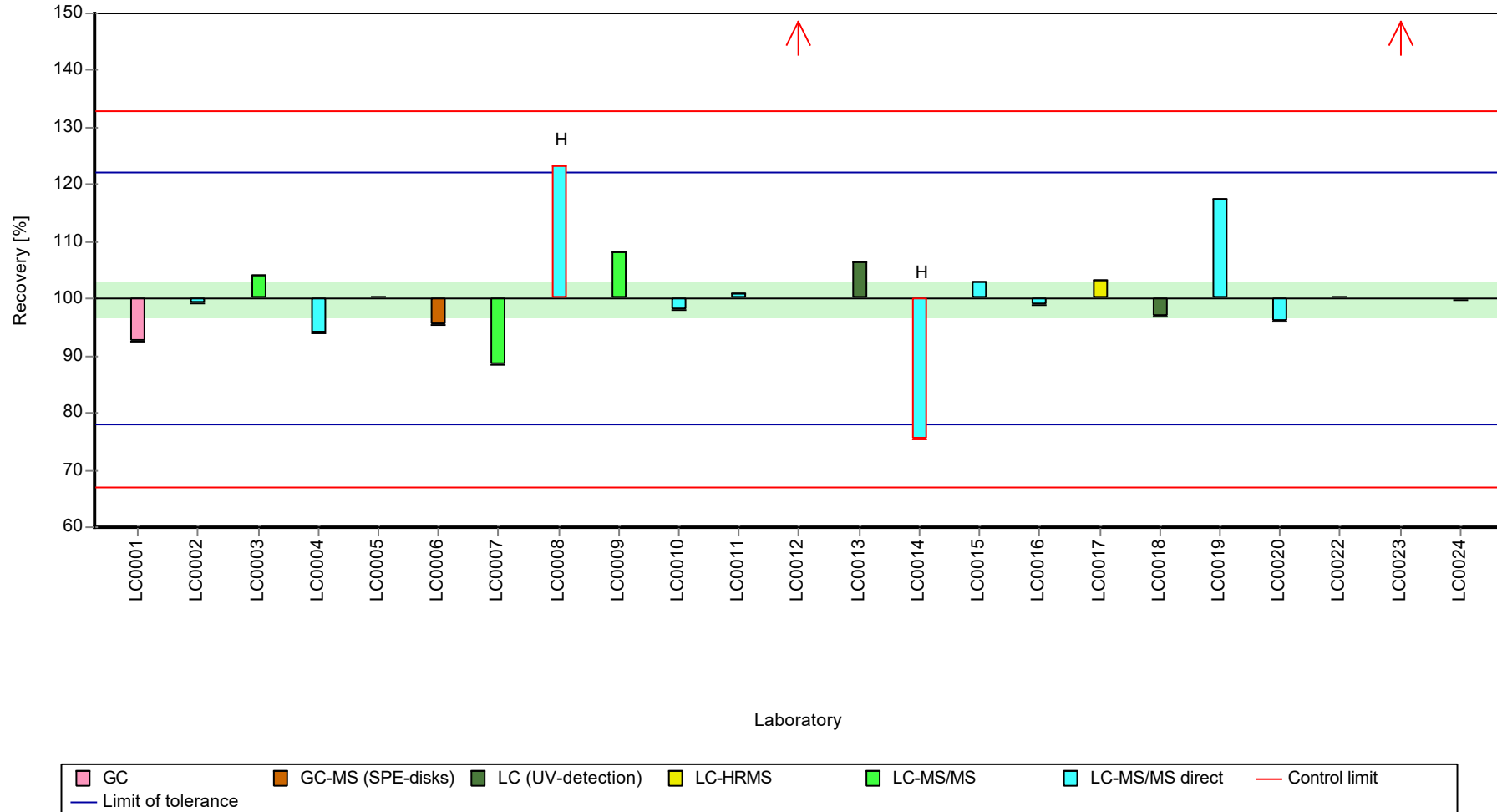
Results



Parameter oriented report Pesticides H112

Sample: H112B, Parameter: Terbutylazine

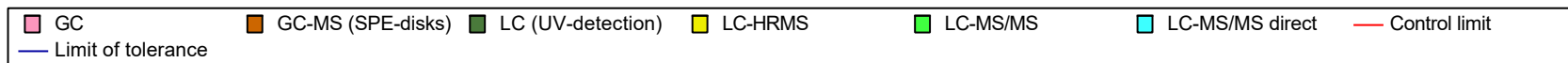
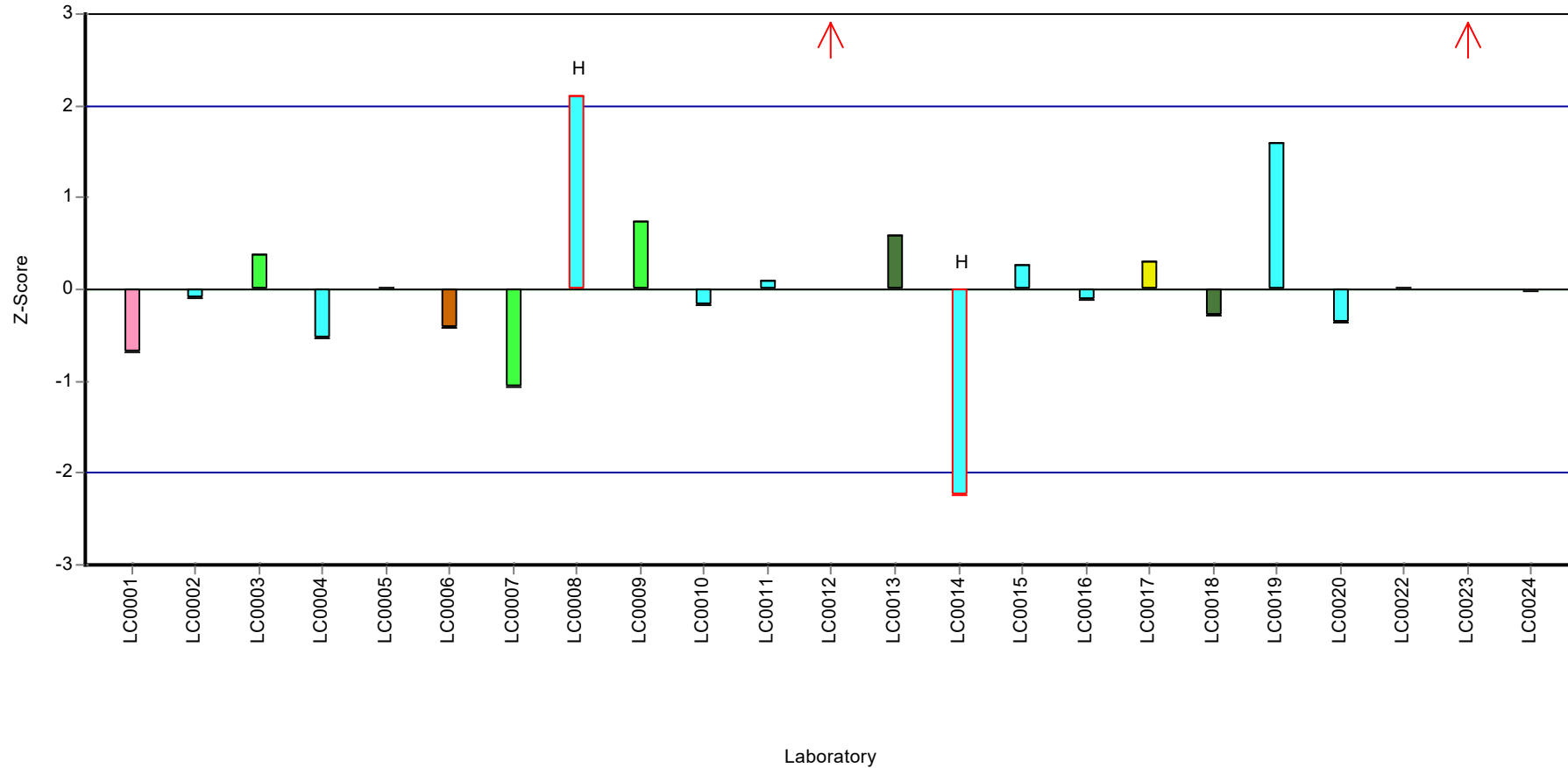
Recovery rate



Parameter oriented report Pesticides H112

Sample: H112B, Parameter: Terbutylazine

Z-score



Parameter oriented report Pesticides H112

Sample: H112A, Parameter: Terbutylazine-desethyl

Parameter oriented report

H112 A

Terbutylazine-desethyl

Unit	µg/l
Assigned value ± U (k=2)	0.907 ± 0.0454
Criterion	0.0998 (11 %)
Minimum - Maximum	0.748 - 1.12
Control test value ± U (k=2)	0.6210 ± 0.0932

Labcode	Result	± U	Recovery [%]	z-score	Comments
LC0001	0.876	0.131	96.6	-0.31	
LC0002	0.836	0.089	92.1	-0.71	
LC0003	0.967	0.1353	107	0.6	
LC0004	0.865	0.001	95.3	-0.42	
LC0005	0.954	0.286	105	0.47	
LC0006	0.952	0.19	105	0.45	
LC0007	0.893	0.179	98.4	-0.14	
LC0008	0.947	0.284	104	0.4	
LC0009	0.9	0.18	99.2	-0.07	
LC0010	0.774	0.139	85.3	-1.34	
LC0011	-	-	-	-	
LC0012	-	-	-	-	
LC0013	0.837	0.012	92.3	-0.7	
LC0014	0.804	0.08	88.6	-1.03	
LC0015	-	-	-	-	
LC0016	0.874	0.175	96.3	-0.33	
LC0017	1.012	0.152	112	1.05	
LC0018	0.748	0.093	82.4	-1.6	
LC0019	1.12	0.05	123	2.13	
LC0020	0.964	0.19	106	0.57	
LC0021	-	-	-	-	
LC0022	-	-	-	-	
LC0023	815	130	89800	8160	H
LC0024	0.974	0.243	107	0.67	

Characteristics of parameter

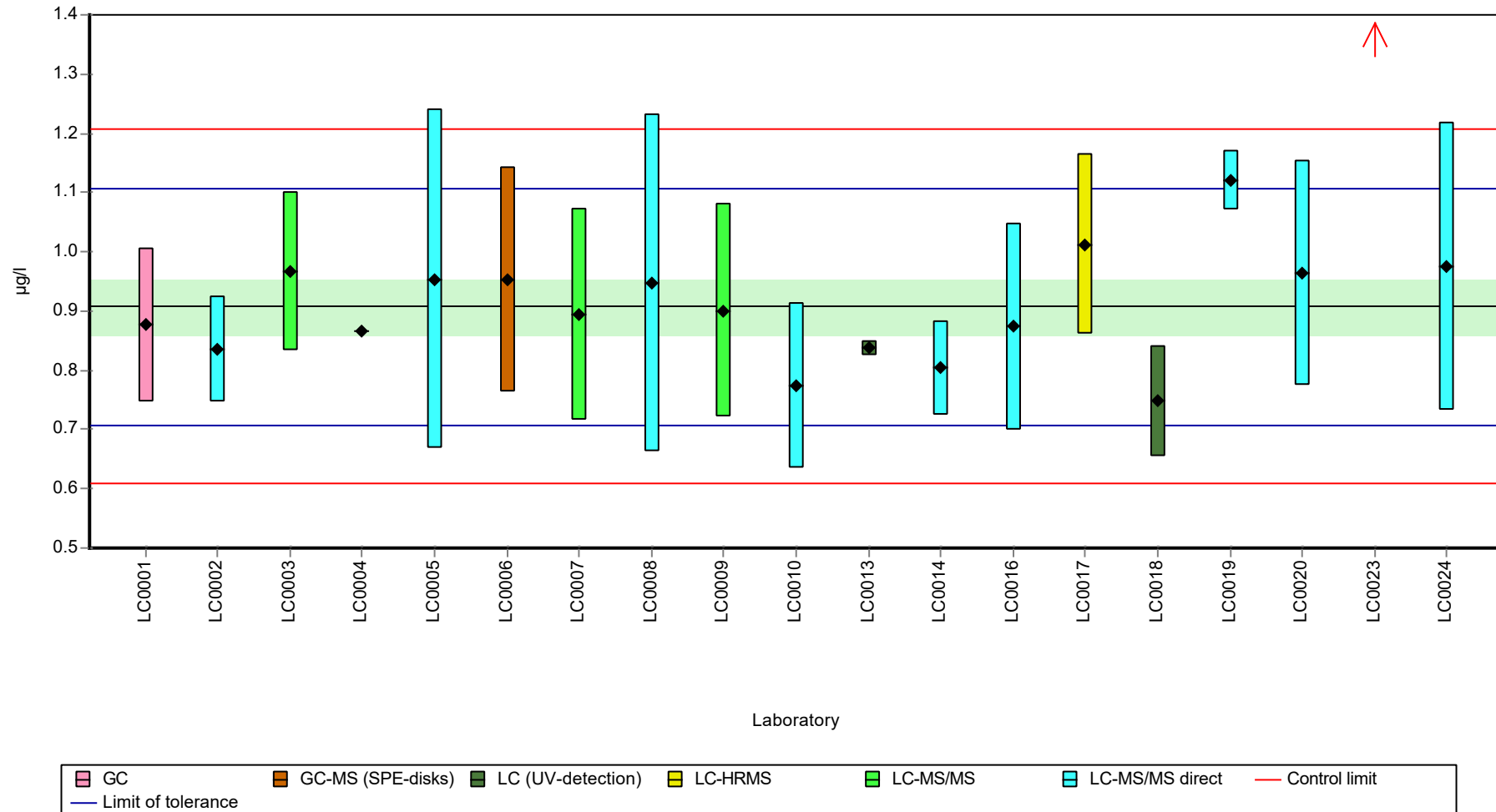
	all results	without outliers	Unit
Mean ± CI (99%)	43.8 ± 129	0.905 ± 0.0644	µg/l
Minimum	0.748	0.748	µg/l
Maximum	815	1.12	µg/l
Standard deviation	187	0.0911	µg/l
rel. standard deviation	427	10.1 %	
n	19	18	-

Parameter oriented report Pesticides H112

Sample: H112A, Parameter: Terbutylazine-desethyl

Graphical presentation of results

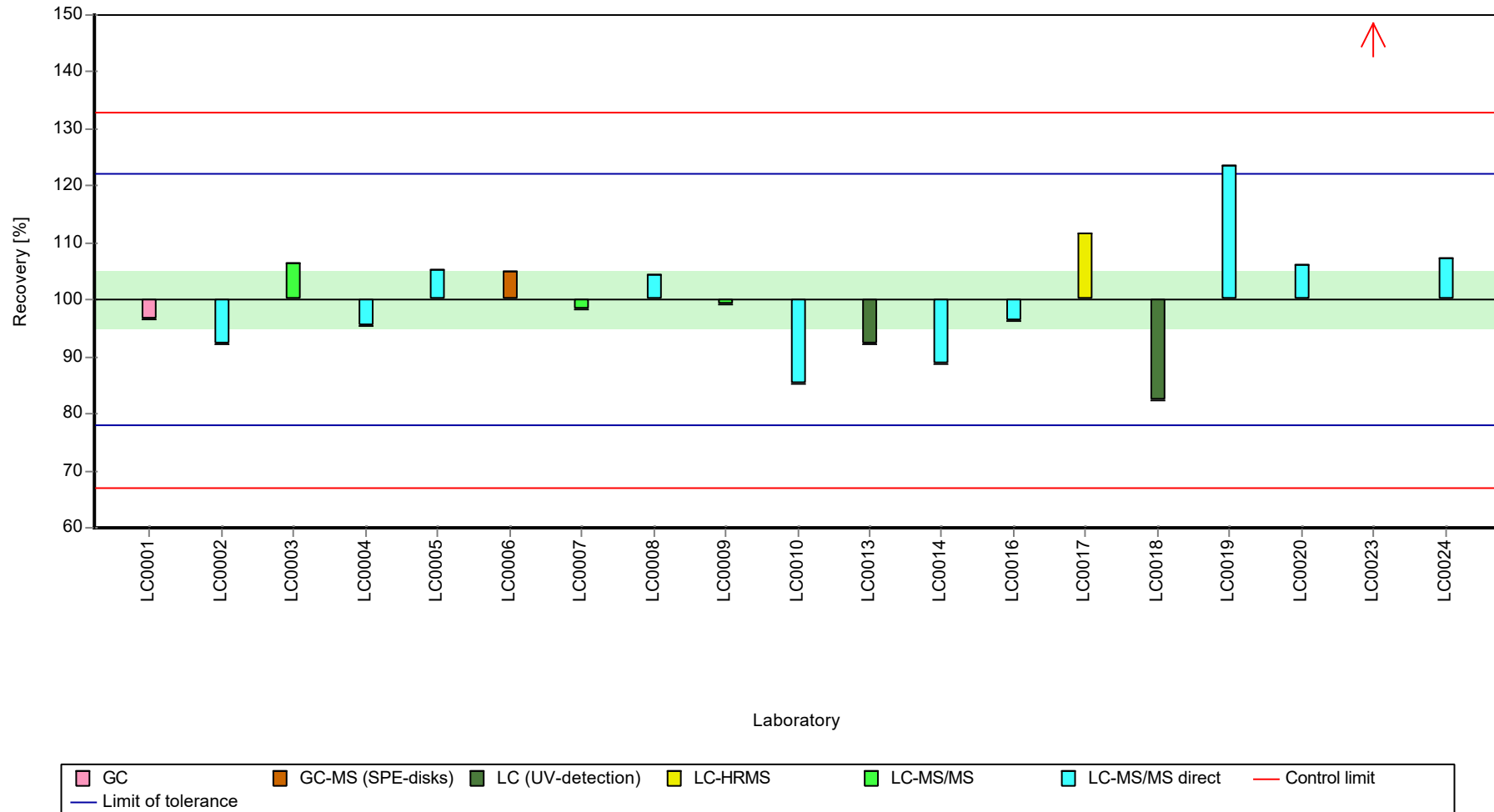
Results



Parameter oriented report Pesticides H112

Sample: H112A, Parameter: Terbutylazine-desethyl

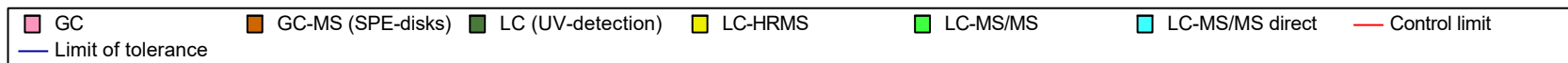
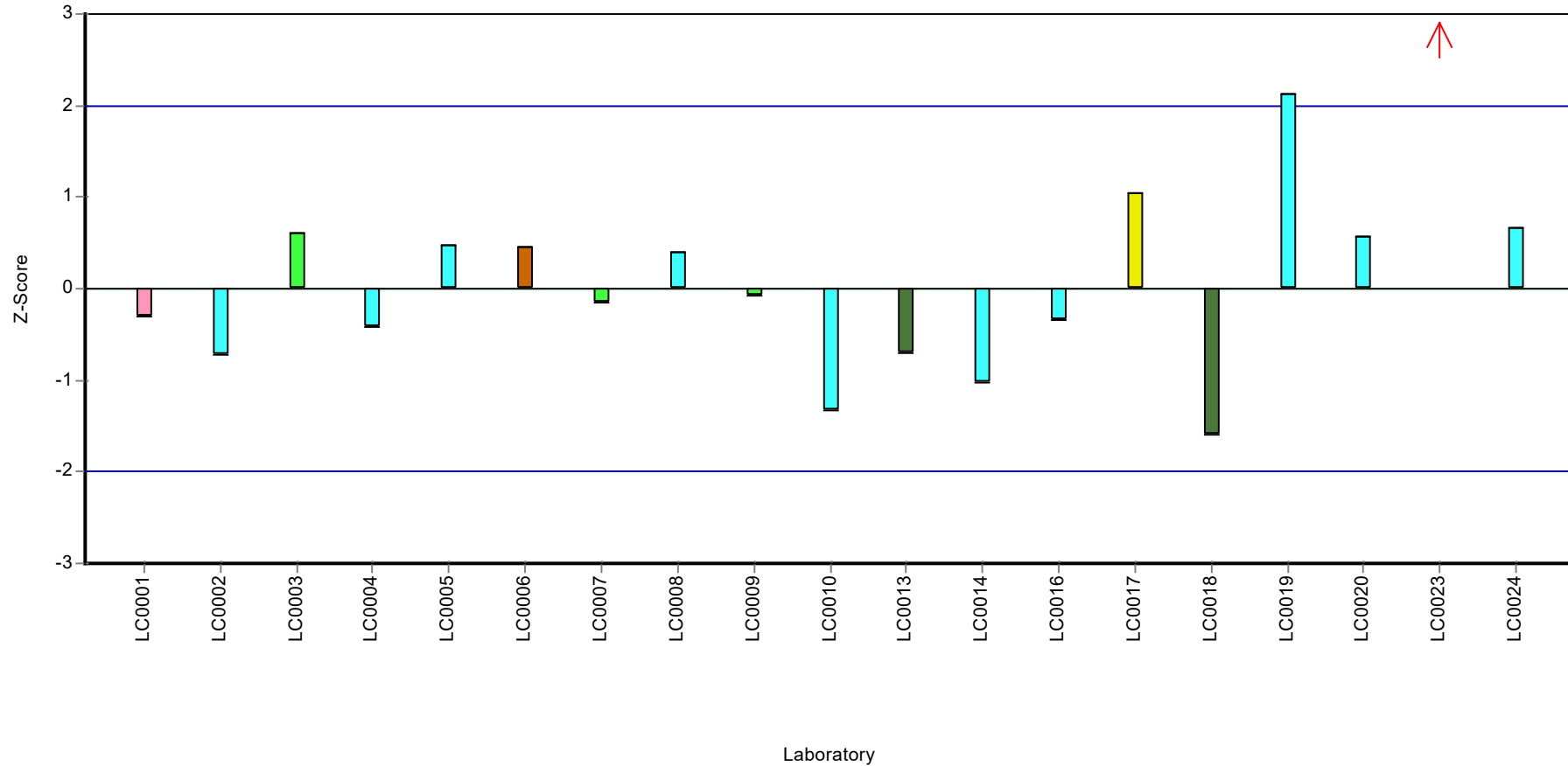
Recovery rate



Parameter oriented report Pesticides H112

Sample: H112A, Parameter: Terbutylazine-desethyl

Z-score



Parameter oriented report

H112 B

Terbutylazine-desethyl

Unit	µg/l
Assigned value ± U (k=2)	0.375 ± 0.0142
Criterion	0.0413 (11 %)
Minimum - Maximum	0.325 - 0.441
Control test value ± U (k=2)	0.2940 ± 0.0441

Labcode	Result	± U	Recovery [%]	z-score	Comments
LC0001	0.384	0.058	102	0.21	
LC0002	0.358	0.048	95.4	-0.42	
LC0003	0.388	0.0543	103	0.31	
LC0004	0.362	0.0004	96.5	-0.32	
LC0005	0.397	0.119	106	0.53	
LC0006	0.393	0.079	105	0.43	
LC0007	0.366	0.073	97.5	-0.22	
LC0008	0.387	0.116	103	0.28	
LC0009	0.366	0.073	97.5	-0.22	
LC0010	0.325	0.058	86.6	-1.22	
LC0011	-	-	-	-	
LC0012	-	-	-	-	
LC0013	0.38	0.006	101	0.12	
LC0014	0.331	0.033	88.2	-1.07	
LC0015	-	-	-	-	
LC0016	0.381	0.076	102	0.14	
LC0017	0.46	0.069	123	2.05	H
LC0018	0.239	0.03	63.7	-3.3	H
LC0019	0.441	0.0309	118	1.59	
LC0020	0.378	0.076	101	0.07	
LC0021	-	-	-	-	
LC0022	-	-	-	-	
LC0023	343	55	91400	8300	H
LC0024	0.373	0.093	99.4	-0.05	

Characteristics of parameter

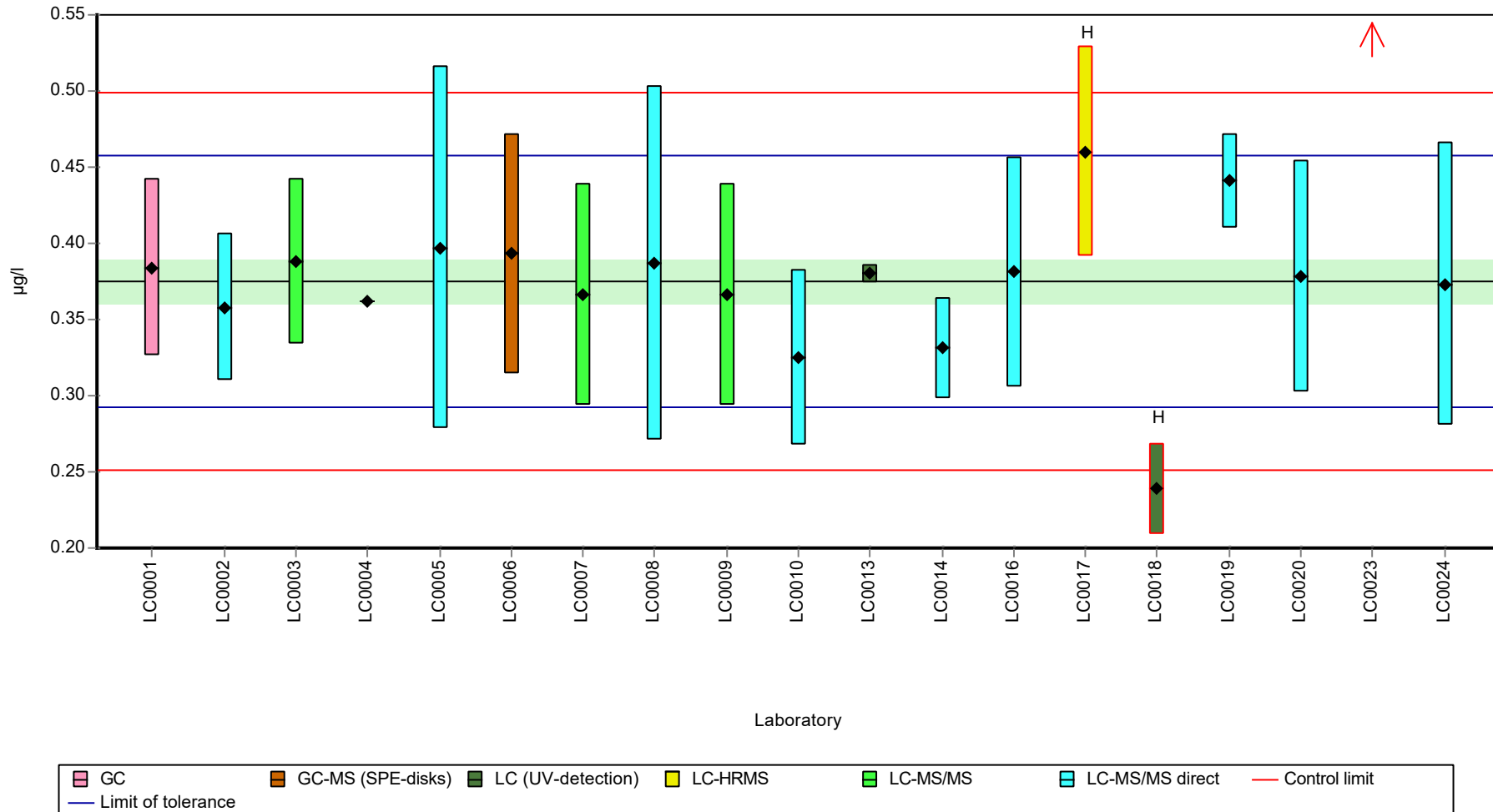
	all results	without outliers	Unit
Mean ± CI (99%)	18.4 ± 54.1	0.376 ± 0.02	µg/l
Minimum	0.239	0.325	µg/l
Maximum	343	0.441	µg/l
Standard deviation	78.6	0.0267	µg/l
rel. standard deviation	427	7.1	%
n	19	16	-

Parameter oriented report Pesticides H112

Sample: H112B, Parameter: Terbutylazine-desethyl

Graphical presentation of results

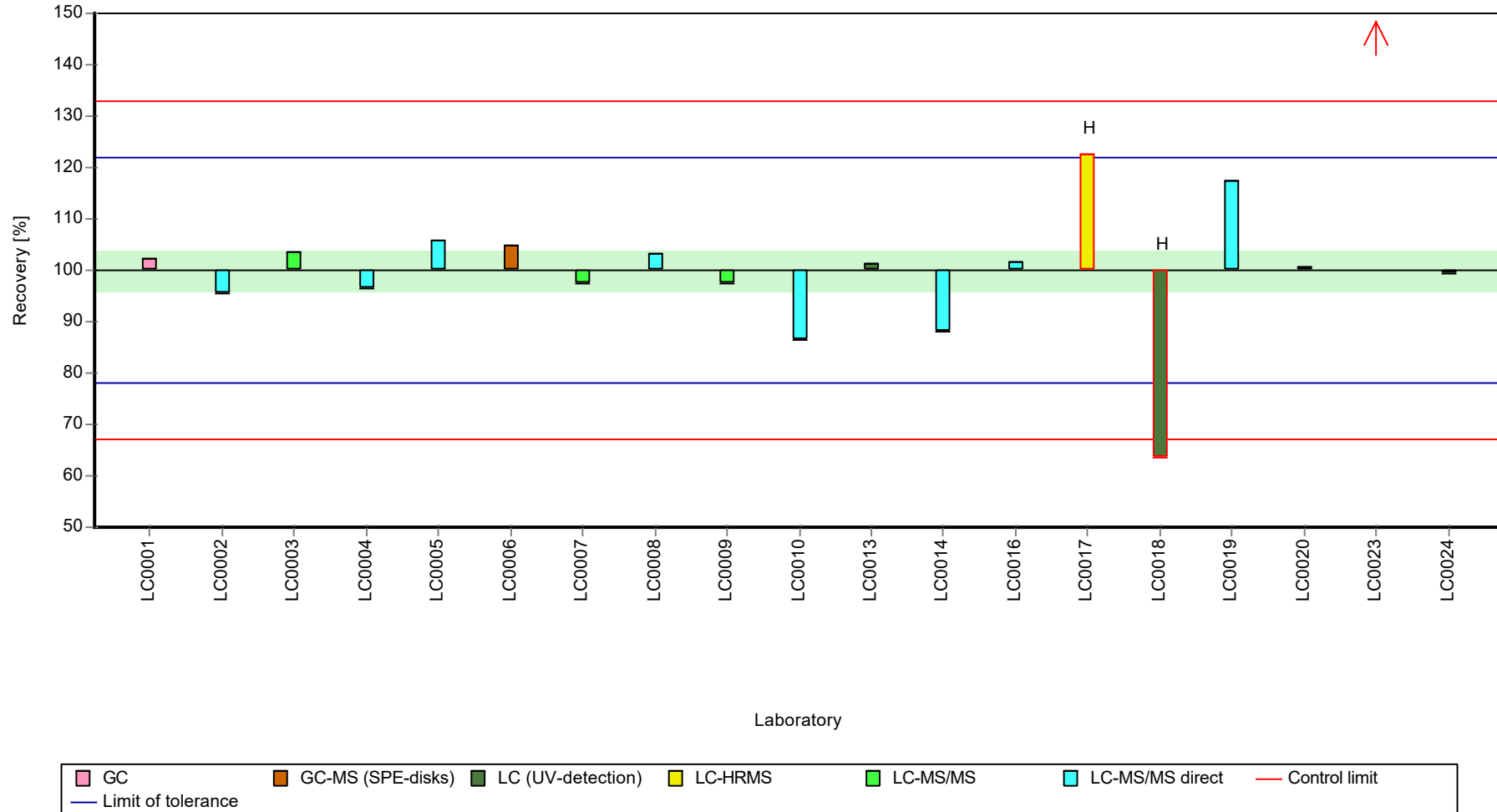
Results



Parameter oriented report Pesticides H112

Sample: H112B, Parameter: Terbutylazine-desethyl

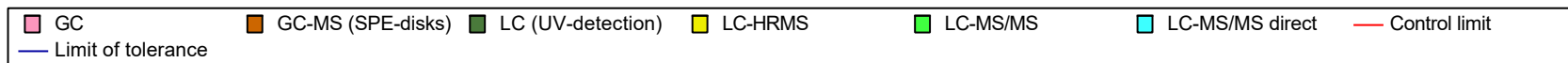
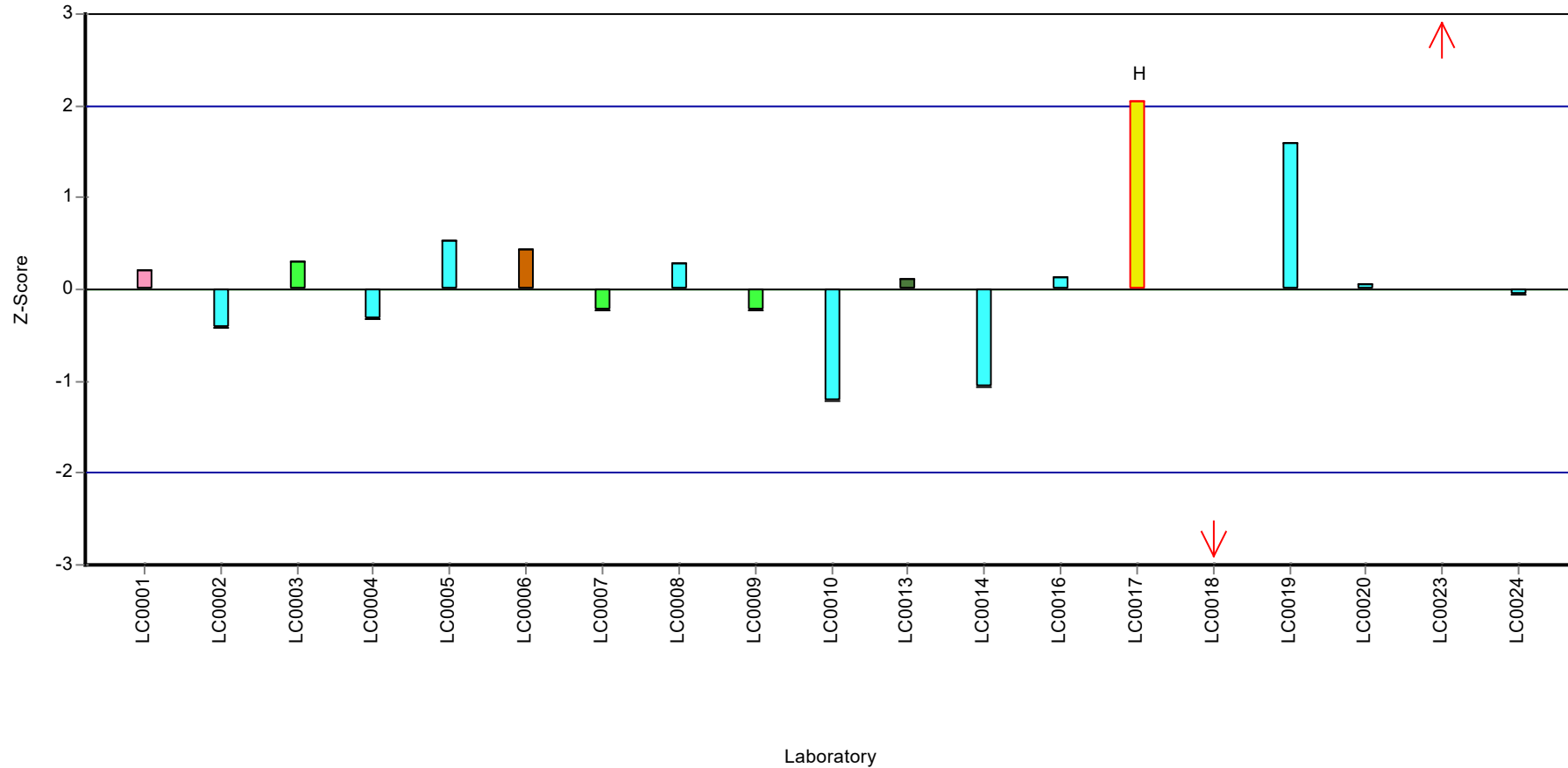
Recovery rate



Parameter oriented report Pesticides H112

Sample: H112B, Parameter: Terbutylazine-desethyl

Z-score



Parameter oriented report Pesticides H112

Sample: H112A, Parameter: Terbutryn

Parameter oriented report

H112 A

Terbutryn

Unit	µg/l
Assigned value ± U (k=2)	0.945 ± 0.0336
Criterion	0.0945 (10 %)
Minimum - Maximum	0.839 - 1.08
Control test value ± U (k=2)	0.6900 ± 0.103

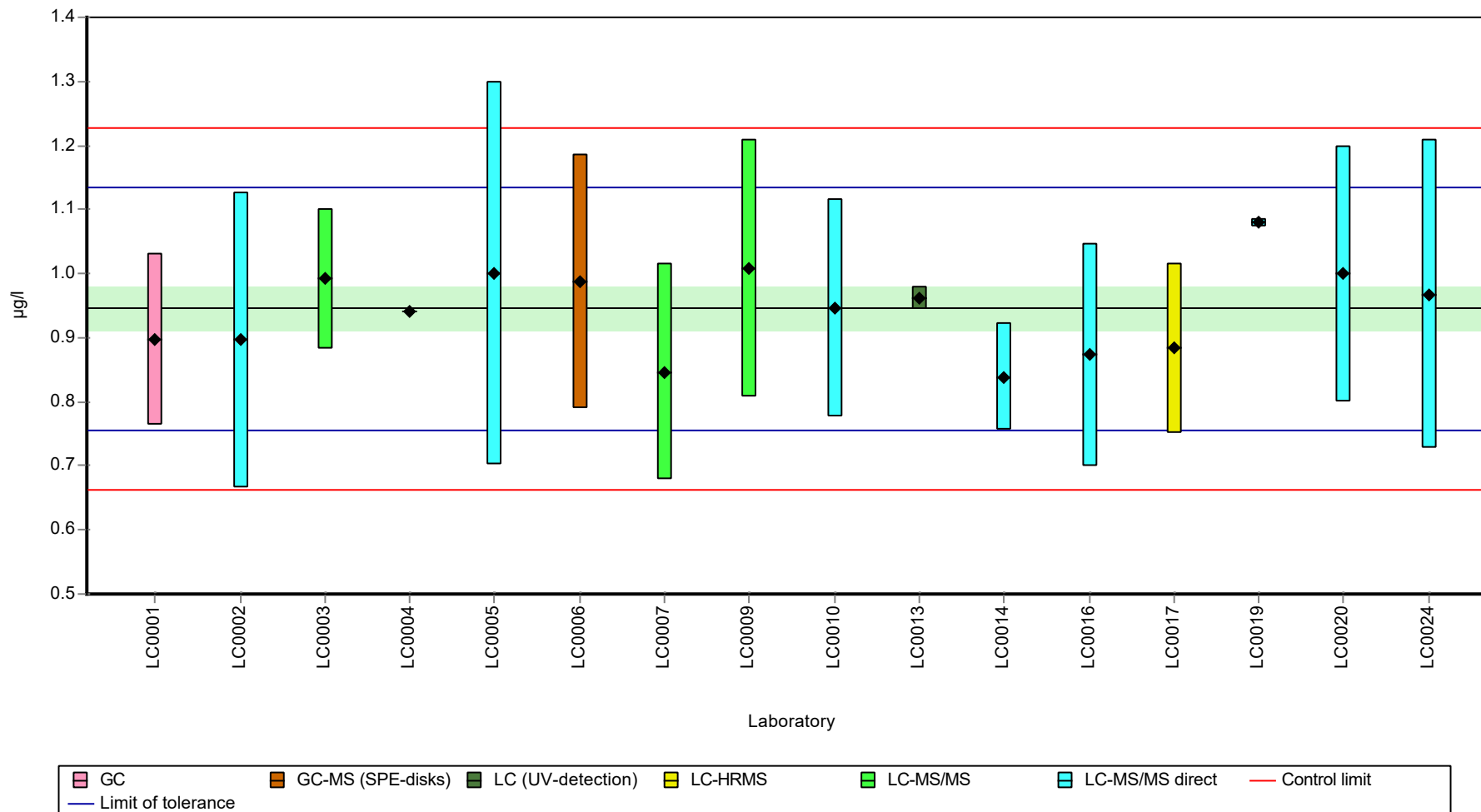
Labcode	Result	± U	Recovery [%]	z-score	Comments
LC0001	0.897	0.134	94.9	-0.51	
LC0002	0.896	0.23	94.8	-0.52	
LC0003	0.992	0.1091	105	0.5	
LC0004	0.941	0.0009	99.6	-0.04	
LC0005	1	0.3	106	0.58	
LC0006	0.988	0.198	105	0.46	
LC0007	0.846	0.169	89.5	-1.05	
LC0008	-	-	-	-	
LC0009	1.008	0.202	107	0.67	
LC0010	0.947	0.17	100	0.02	
LC0011	-	-	-	-	
LC0012	-	-	-	-	
LC0013	0.962	0.018	102	0.18	
LC0014	0.839	0.084	88.8	-1.12	
LC0015	-	-	-	-	
LC0016	0.873	0.175	92.4	-0.76	
LC0017	0.883	0.132	93.4	-0.66	
LC0018	-	-	-	-	
LC0019	1.08	0.0065	114	1.43	
LC0020	1	0.2	106	0.58	
LC0021	-	-	-	-	
LC0022	-	-	-	-	
LC0023	-	-	-	-	
LC0024	0.968	0.242	102	0.24	

Characteristics of parameter

	all results	without outliers	Unit
Mean ± CI (99%)	0.945 ± 0.0505	0.945 ± 0.0505	µg/l
Minimum	0.839	0.839	µg/l
Maximum	1.08	1.08	µg/l
Standard deviation	0.0673	0.0673	µg/l
rel. standard deviation	7.12	7.12	%
n	16	16	-

Graphical presentation of results

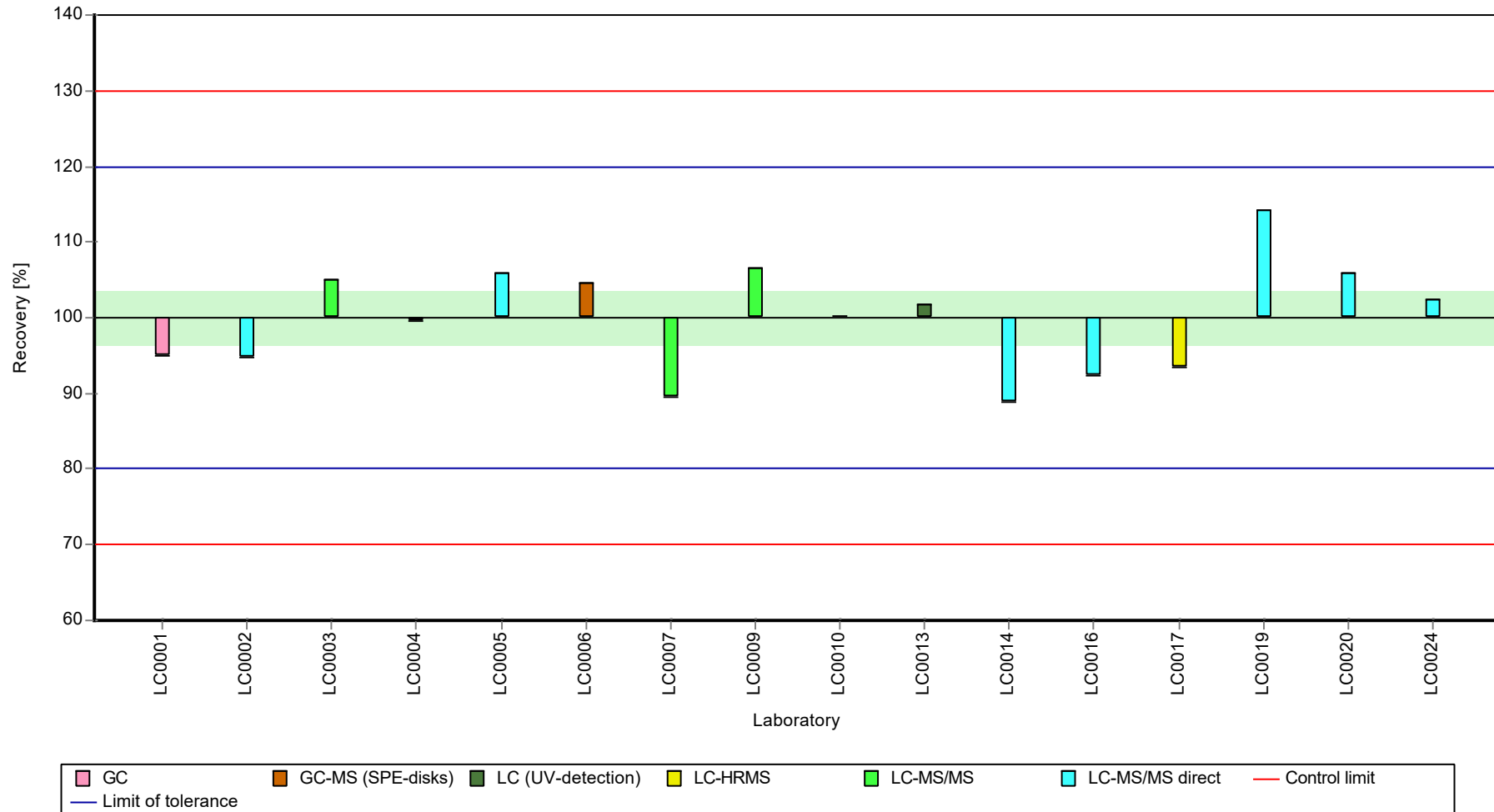
Results



Parameter oriented report Pesticides H112

Sample: H112A, Parameter: Terbutryn

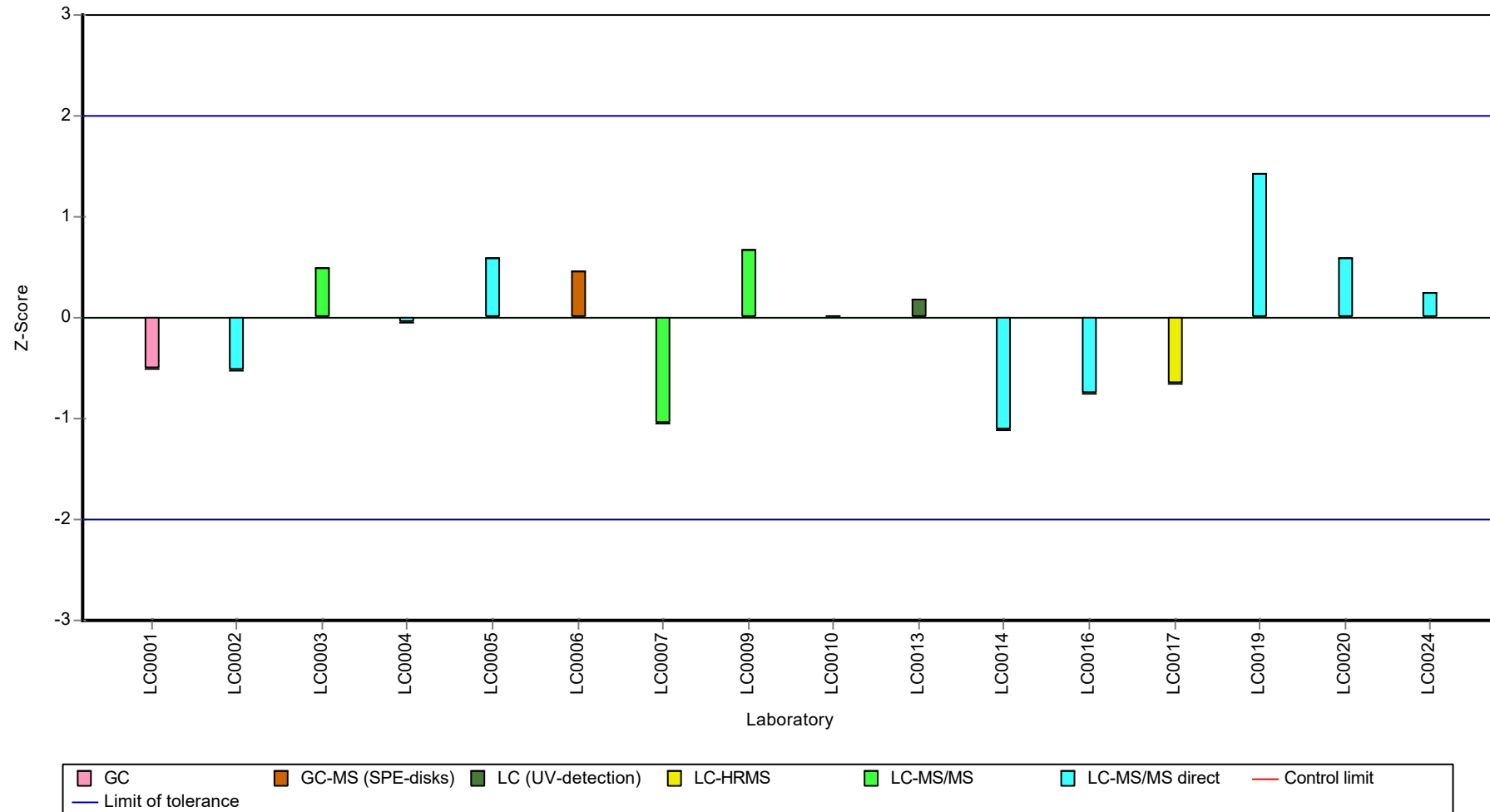
Recovery rate



Parameter oriented report Pesticides H112

Sample: H112A, Parameter: Terbutryn

Z-score



Parameter oriented report Pesticides H112

Sample: H112B, Parameter: Terbutryn

Parameter oriented report

H112 B

Terbutryn

Unit	µg/l
Assigned value ± U (k=2)	0.925 ± 0.0309
Criterion	0.0925 (10 %)
Minimum - Maximum	0.828 - 1.04
Control test value ± U (k=2)	0.6900 ± 0.104

Labcode	Result	± U	Recovery [%]	z-score	Comments
LC0001	0.83	0.124	89.7	-1.03	
LC0002	0.933	0.39	101	0.09	
LC0003	0.951	0.1237	103	0.28	
LC0004	0.919	0.0009	99.4	-0.06	
LC0005	0.993	0.298	107	0.74	
LC0006	0.948	0.19	102	0.25	
LC0007	0.89	0.178	96.2	-0.38	
LC0008	-	-	-	-	
LC0009	1.008	0.202	109	0.9	
LC0010	0.921	0.166	99.6	-0.04	
LC0011	-	-	-	-	
LC0012	-	-	-	-	
LC0013	0.952	0.018	103	0.29	
LC0014	0.828	0.083	89.5	-1.05	
LC0015	-	-	-	-	
LC0016	0.848	0.17	91.7	-0.83	
LC0017	0.894	0.134	96.7	-0.33	
LC0018	-	-	-	-	
LC0019	1.04	0.0562	112	1.24	
LC0020	0.966	0.19	104	0.44	
LC0021	-	-	-	-	
LC0022	-	-	-	-	
LC0023	-	-	-	-	
LC0024	0.878	0.22	94.9	-0.51	

Characteristics of parameter

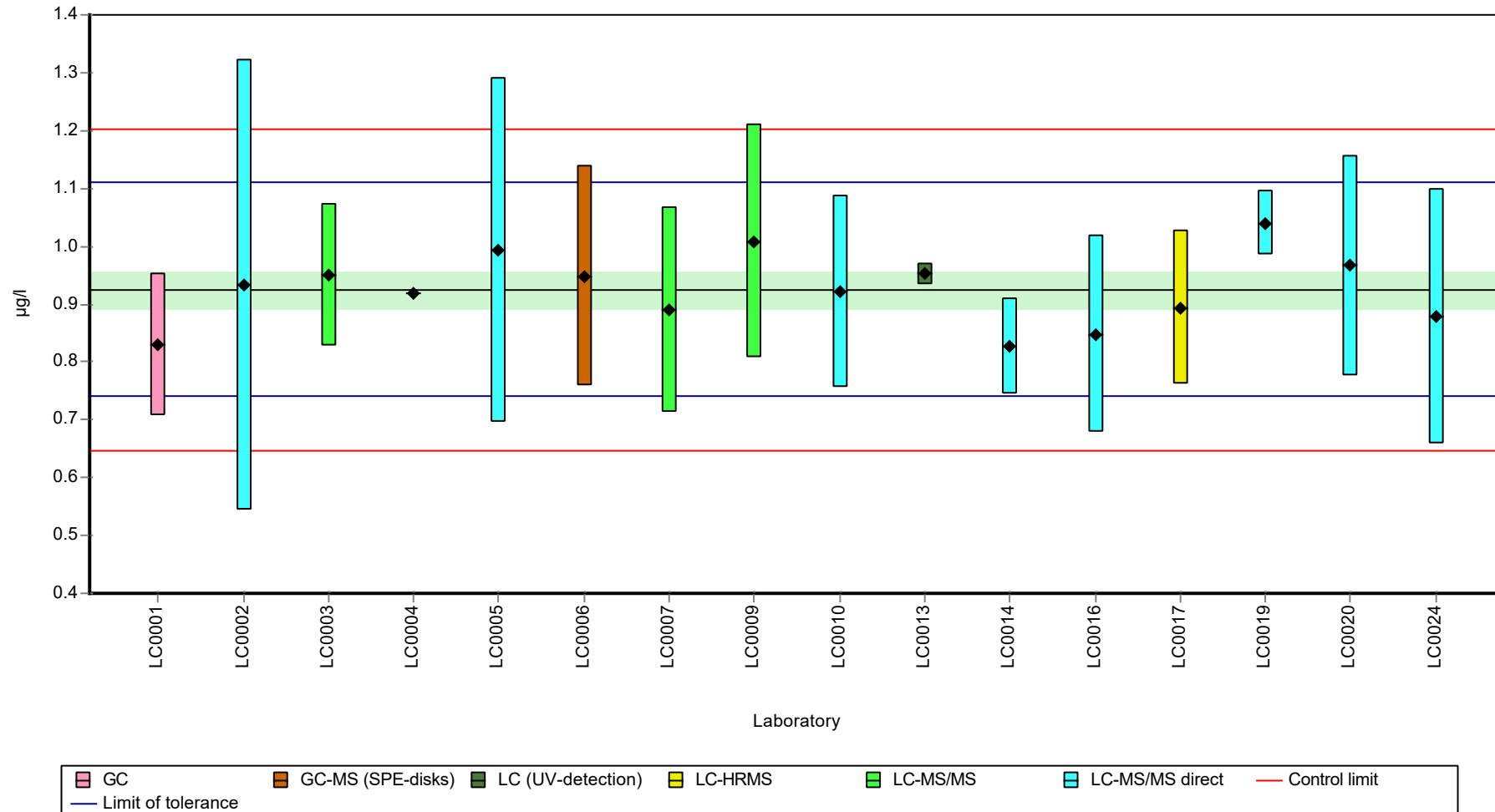
	all results	without outliers	Unit
Mean ± CI (99%)	0.925 ± 0.0463	0.925 ± 0.0463	µg/l
Minimum	0.828	0.828	µg/l
Maximum	1.04	1.04	µg/l
Standard deviation	0.0618	0.0618	µg/l
rel. standard deviation	6.68	6.68	%
n	16	16	-

Parameter oriented report Pesticides H112

Sample: H112B, Parameter: Terbutryn

Graphical presentation of results

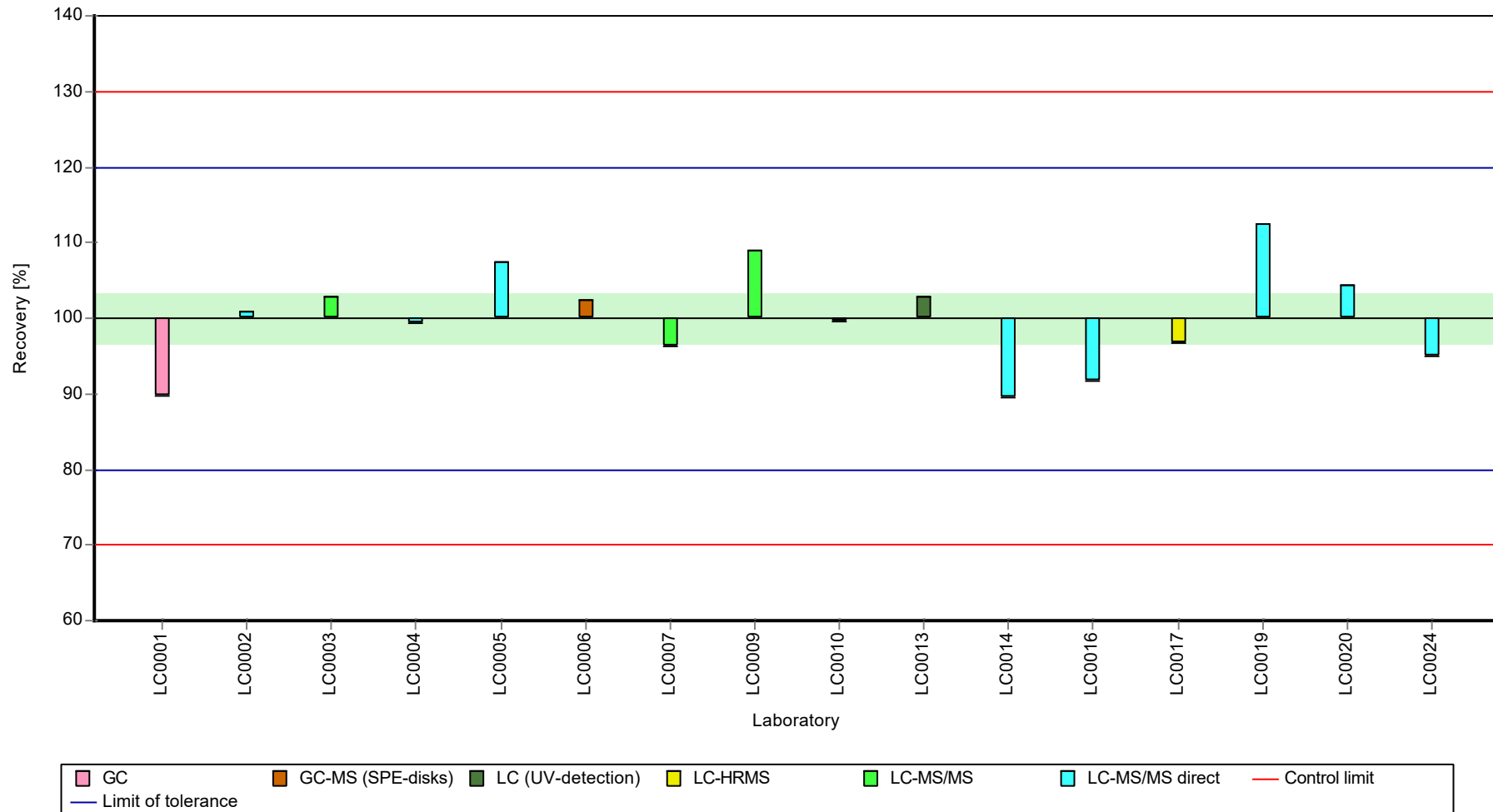
Results



Parameter oriented report Pesticides H112

Sample: H112B, Parameter: Terbutryn

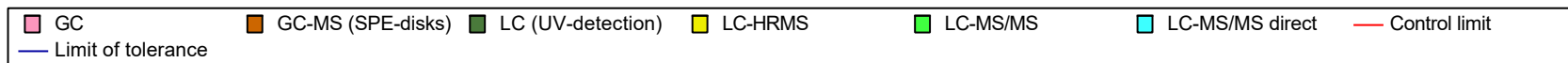
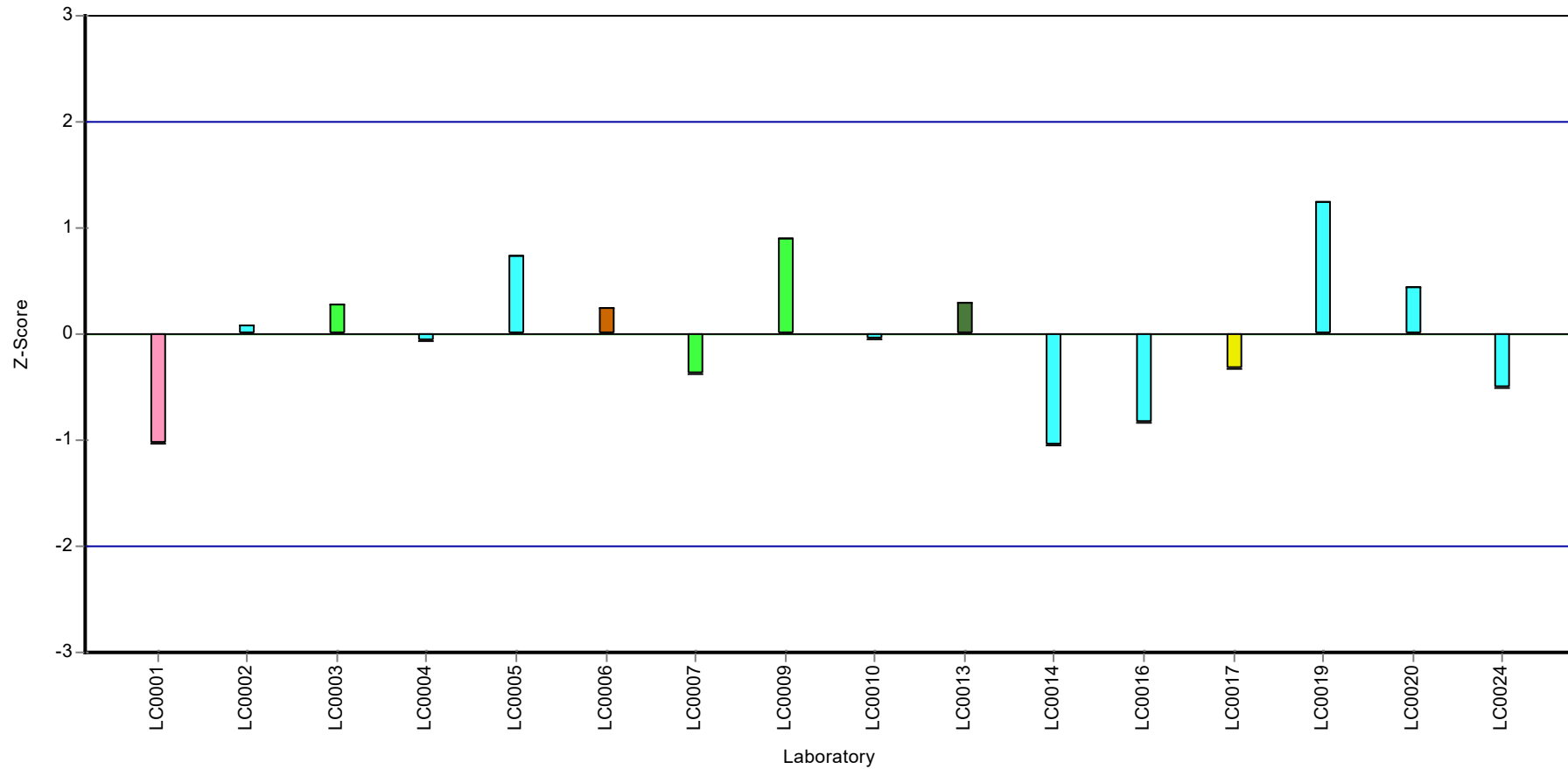
Recovery rate



Parameter oriented report Pesticides H112

Sample: H112B, Parameter: Terbutryn

Z-score



E8. Labororientierte Auswertung / Laboratory oriented report

Die Labororientierte Auswertung ist nach dem Laborcode sortiert.

The laboratory oriented report is sorted by laboratory code.

Summary of results Pesticides H112

Labcode: LC0001

Sample: H112A

Parameter	Unit	Assigned value ± U (k=2)	Result ± U	Criterion	Recovery [%]	z-Score
2,6-Dichlorobenzamide	µg/l	0.556 ± 0.022	0.599 ± 0.09	0.0835	108	0.51
Alachlor	µg/l	0.791 ± 0.0409	0.784 ± 0.117	0.095	99.1	-0.08
Atrazine	µg/l	0.622 ± 0.0167	0.604 ± 0.091	0.0684	97.1	-0.26
Atrazine-desethyl	µg/l	1 ± 0.0338	0.949 ± 0.142	0.12	94.9	-0.42
Atrazine-desethyl-desisopropyl	µg/l	- ± -	0.281 ± 0.042	-	-	-
Atrazine-desisopropyl	µg/l	0.39 ± 0.0172	0.367 ± 0.055	0.0546	94	-0.43
Bromacil	µg/l	0.182 ± 0.00763	0.177 ± 0.027	0.0255	97.3	-0.20
Chloridazon	µg/l	0.599 ± 0.0137	0.596 ± 0.089	0.0778	99.5	-0.04
Chloridazon-desphenyl	µg/l	0.184 ± 0.00905	0.193 ± 0.029	0.0202	105	0.44
Chloridazon-methyl-desphenyl	µg/l	0.192 ± 0.0131	0.19 ± 0.029	0.0249	99.2	-0.06
Clopyralid	µg/l	0.328 ± 0.0242	0.365 ± 0.055	0.082	111	0.45
Cyanazine	µg/l	0.355 ± 0.0315	0.294 ± 0.044	0.0497	82.9	-1.22
Dimethenamide	µg/l	0.395 ± 0.0235	0.402 ± 0.06	0.0395	102	0.19
Diuron	µg/l	0.403 ± 0.0233	0.387 ± 0.058	0.0524	96	-0.30
Metolachlor	µg/l	0.538 ± 0.0212	0.501 ± 0.075	0.0807	93.2	-0.46
N,N-Dimethylsulfamide (DMS)	µg/l	0.234 ± 0.0187	- ± -	0.0351	-	-
Nicosulfurone	µg/l	0.55 ± 0.0821	0.539 ± 0.081	0.138	97.9	-0.08
Prometryn	µg/l	0.786 ± 0.0212	0.788 ± 0.118	0.102	100	0.02
Propazine	µg/l	0.151 ± 0.00723	0.162 ± 0.024	0.0196	107	0.56
Sebuthylazine	µg/l	0.666 ± 0.0444	0.627 ± 0.094	0.062	94.1	-0.63
Simazine	µg/l	0.346 ± 0.0182	0.343 ± 0.052	0.038	99.2	-0.08
Terbuthylazine	µg/l	0.205 ± 0.00756	0.199 ± 0.03	0.0226	96.9	-0.28
Terbuthylazine-desethyl	µg/l	0.907 ± 0.0454	0.876 ± 0.131	0.0998	96.6	-0.31
Terbutryn	µg/l	0.945 ± 0.0336	0.897 ± 0.134	0.0945	94.9	-0.51

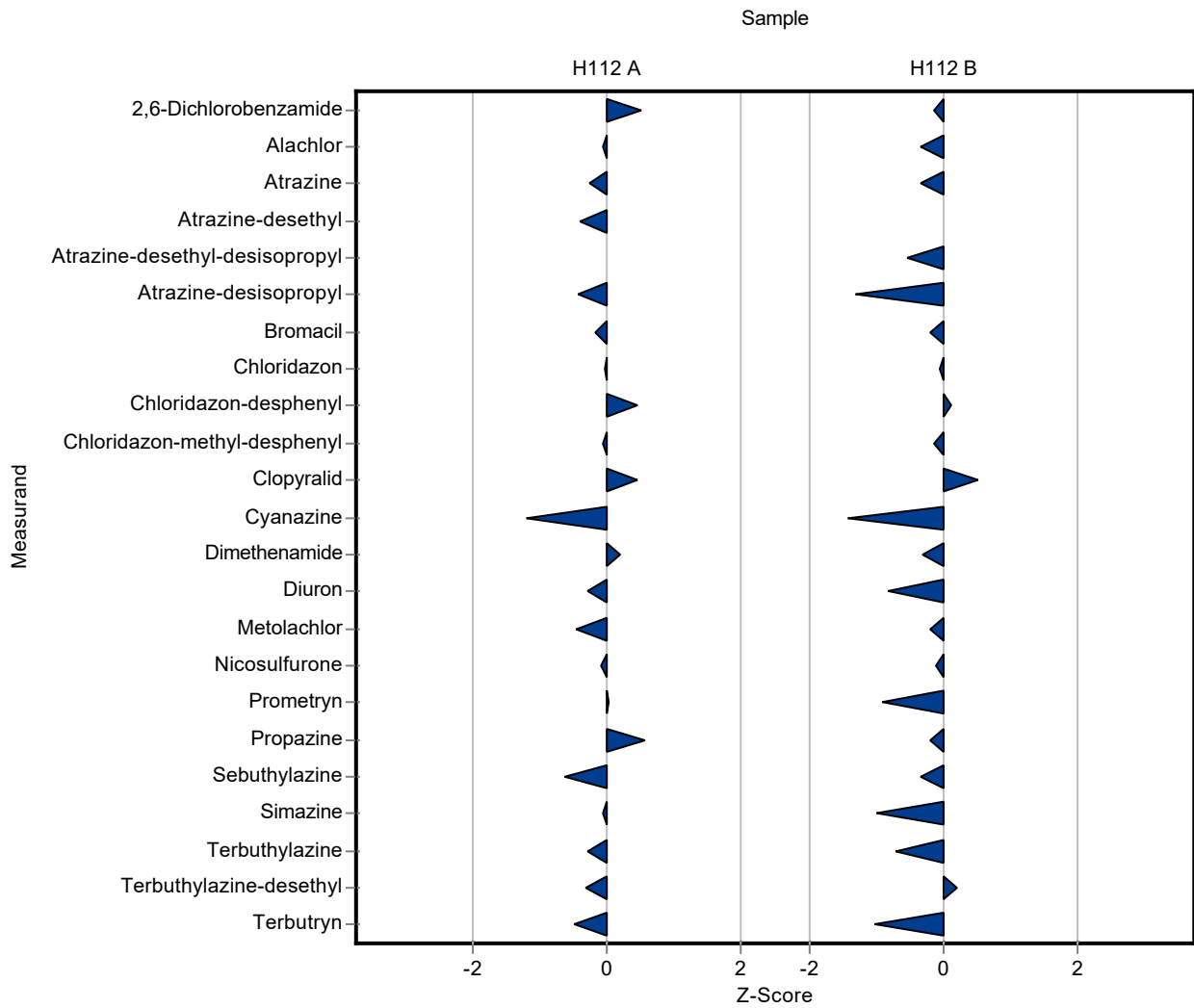
Sample: H112B

Parameter	Unit	Assigned value ± U (k=2)	Result ± U	Criterion	Recovery [%]	z-Score
2,6-Dichlorobenzamide	µg/l	0.688 ± 0.032	0.673 ± 0.1	0.103	97.8	-0.14
Alachlor	µg/l	0.758 ± 0.0436	0.728 ± 0.109	0.091	96	-0.33

Summary of results Pesticides H112

Labcode: LC0001

Parameter	Unit	Assigned value ± U (k=2)	Result ± U	Criterion	Recovery [%]	z-Score
Atrazine	µg/l	0.454 ± 0.0112	0.438 ± 0.066	0.05	96.4	-0.32
Atrazine-desethyl	µg/l	0.378 ± 0.0112	0.378 ± 0.057	0.0454	100	0.00
Atrazine-desethyl-desisopropyl	µg/l	0.462 ± 0.0744	0.384 ± 0.058	0.143	83.1	-0.55
Atrazine-desisopropyl	µg/l	0.814 ± 0.0348	0.665 ± 0.1	0.114	81.7	-1.31
Bromacil	µg/l	0.368 ± 0.0277	0.358 ± 0.054	0.0515	97.3	-0.19
Chloridazon	µg/l	0.645 ± 0.0188	0.64 ± 0.096	0.0838	99.3	-0.06
Chloridazon-desphenyl	µg/l	0.373 ± 0.0223	0.378 ± 0.057	0.0411	101	0.11
Chloridazon-methyl-desphenyl	µg/l	0.231 ± 0.0163	0.227 ± 0.034	0.03	98.2	-0.14
Clopyralid	µg/l	0.532 ± 0.0371	0.602 ± 0.09	0.133	113	0.52
Cyanazine	µg/l	0.587 ± 0.0503	0.472 ± 0.071	0.0822	80.4	-1.40
Dimethenamide	µg/l	0.324 ± 0.0279	0.314 ± 0.047	0.0324	97	-0.30
Diuron	µg/l	0.85 ± 0.0429	0.759 ± 0.114	0.11	89.3	-0.82
Metolachlor	µg/l	0.264 ± 0.0101	0.257 ± 0.038	0.0397	97.2	-0.18
N,N-Dimethylsulfamide (DMS)	µg/l	0.463 ± 0.035	- ± -	0.0695	-	-
Nicosulfurone	µg/l	0.286 ± 0.0164	0.279 ± 0.042	0.0715	97.6	-0.10
Prometryn	µg/l	0.623 ± 0.0317	0.55 ± 0.083	0.081	88.3	-0.90
Propazine	µg/l	0.693 ± 0.0295	0.676 ± 0.101	0.0901	97.5	-0.19
Sebuthylazine	µg/l	0.303 ± 0.0101	0.294 ± 0.044	0.0282	96.9	-0.34
Simazine	µg/l	0.654 ± 0.0324	0.582 ± 0.087	0.0719	89	-1.00
Terbuthylazine	µg/l	0.422 ± 0.013	0.39 ± 0.059	0.0464	92.4	-0.69
Terbuthylazine-desethyl	µg/l	0.375 ± 0.0142	0.384 ± 0.058	0.0413	102	0.21
Terbutryn	µg/l	0.925 ± 0.0309	0.83 ± 0.124	0.0925	89.7	-1.03



Summary of results Pesticides H112 - En-Score

Labcode: LC0001

Sample: H112A

Parameter	Unit	Assigned value ± U (k=2)	Result ± U	Criterion	Recovery [%]	En-Score
2,6-Dichlorobenzamide	µg/l	0.556 ± 0.022	0.599 ± 0.09	0.0835	108	0.23
Alachlor	µg/l	0.791 ± 0.0409	0.784 ± 0.117	0.095	99.1	-0.03
Atrazine	µg/l	0.622 ± 0.0167	0.604 ± 0.091	0.0684	97.1	-0.10
Atrazine-desethyl	µg/l	1 ± 0.0338	0.949 ± 0.142	0.12	94.9	-0.18
Atrazine-desethyl-desisopropyl	µg/l	- ± -	0.281 ± 0.042	-	-	-
Atrazine-desisopropyl	µg/l	0.39 ± 0.0172	0.367 ± 0.055	0.0546	94	-0.21
Bromacil	µg/l	0.182 ± 0.00763	0.177 ± 0.027	0.0255	97.3	-0.09
Chloridazon	µg/l	0.599 ± 0.0137	0.596 ± 0.089	0.0778	99.5	-0.02
Chloridazon-desphenyl	µg/l	0.184 ± 0.00905	0.193 ± 0.029	0.0202	105	0.15
Chloridazon-methyl-desphenyl	µg/l	0.192 ± 0.0131	0.19 ± 0.029	0.0249	99.2	-0.03
Clopyralid	µg/l	0.328 ± 0.0242	0.365 ± 0.055	0.082	111	0.33
Cyanazine	µg/l	0.355 ± 0.0315	0.294 ± 0.044	0.0497	82.9	-0.65
Dimethenamide	µg/l	0.395 ± 0.0235	0.402 ± 0.06	0.0395	102	0.06
Diuron	µg/l	0.403 ± 0.0233	0.387 ± 0.058	0.0524	96	-0.14
Metolachlor	µg/l	0.538 ± 0.0212	0.501 ± 0.075	0.0807	93.2	-0.24
N,N-Dimethylsulfamide (DMS)	µg/l	0.234 ± 0.0187	- ± -	0.0351	-	-
Nicosulfurone	µg/l	0.55 ± 0.0821	0.539 ± 0.081	0.138	97.9	-0.06
Prometryn	µg/l	0.786 ± 0.0212	0.788 ± 0.118	0.102	100	0.01
Propazine	µg/l	0.151 ± 0.00723	0.162 ± 0.024	0.0196	107	0.23
Sebuthylazine	µg/l	0.666 ± 0.0444	0.627 ± 0.094	0.062	94.1	-0.20
Simazine	µg/l	0.346 ± 0.0182	0.343 ± 0.052	0.038	99.2	-0.03
Terbuthylazine	µg/l	0.205 ± 0.00756	0.199 ± 0.03	0.0226	96.9	-0.11
Terbuthylazine-desethyl	µg/l	0.907 ± 0.0454	0.876 ± 0.131	0.0998	96.6	-0.12
Terbutryn	µg/l	0.945 ± 0.0336	0.897 ± 0.134	0.0945	94.9	-0.18

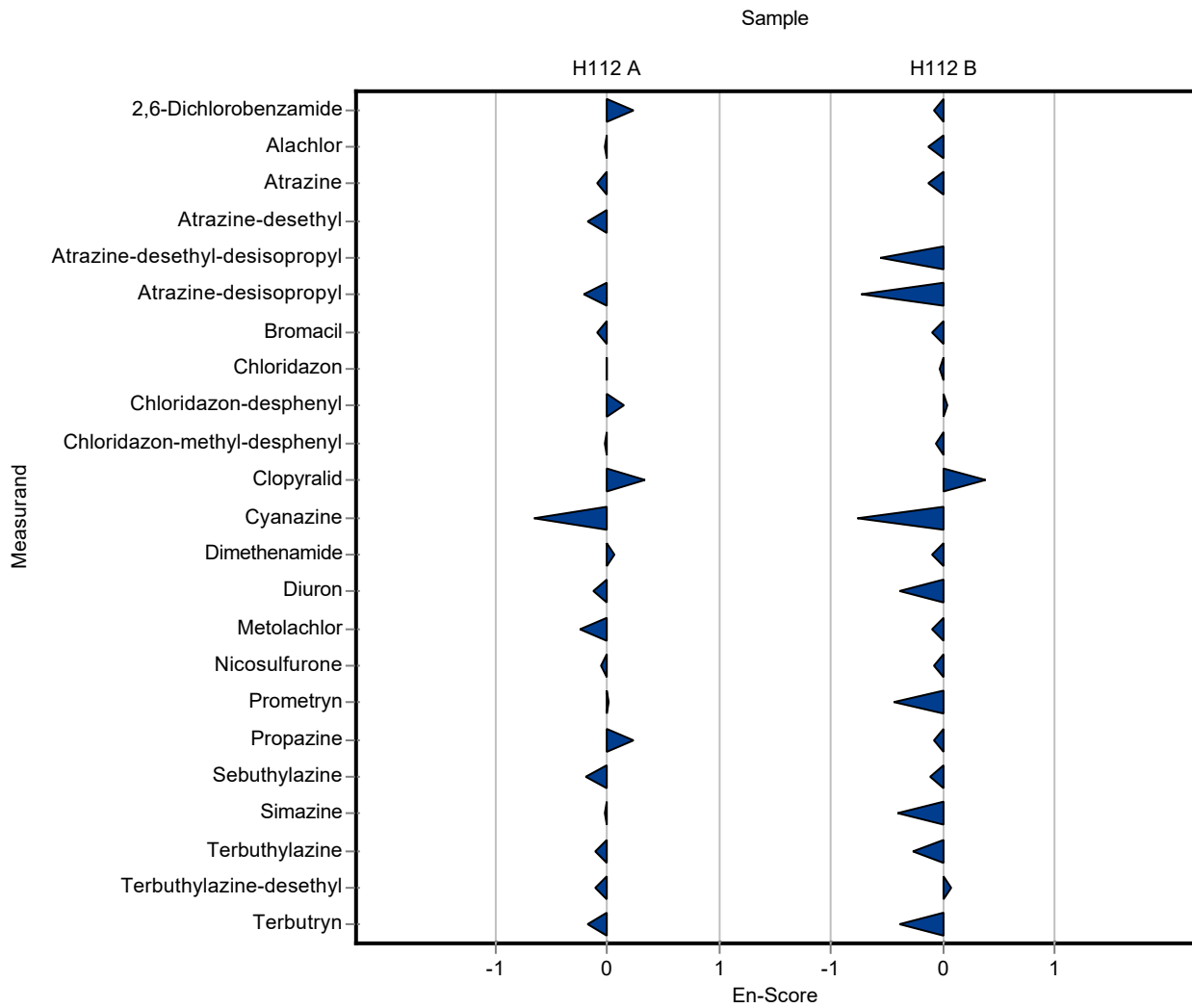
Sample: H112B

Parameter	Unit	Assigned value ± U (k=2)	Result ± U	Criterion	Recovery [%]	En-Score
2,6-Dichlorobenzamide	µg/l	0.688 ± 0.032	0.673 ± 0.1	0.103	97.8	-0.07
Alachlor	µg/l	0.758 ± 0.0436	0.728 ± 0.109	0.091	96	-0.14

Summary of results Pesticides H112 - En-Score

Labcode: LC0001

Parameter	Unit	Assigned value ± U (k=2)	Result ± U	Criterion	Recovery [%]	En-Score
Atrazine	µg/l	0.454 ± 0.0112	0.438 ± 0.066	0.05	96.4	-0.12
Atrazine-desethyl	µg/l	0.378 ± 0.0112	0.378 ± 0.057	0.0454	100	0.00
Atrazine-desethyl-desisopropyl	µg/l	0.462 ± 0.0744	0.384 ± 0.058	0.143	83.1	-0.57
Atrazine-desisopropyl	µg/l	0.814 ± 0.0348	0.665 ± 0.1	0.114	81.7	-0.73
Bromacil	µg/l	0.368 ± 0.0277	0.358 ± 0.054	0.0515	97.3	-0.09
Chloridazon	µg/l	0.645 ± 0.0188	0.64 ± 0.096	0.0838	99.3	-0.02
Chloridazon-desphenyl	µg/l	0.373 ± 0.0223	0.378 ± 0.057	0.0411	101	0.04
Chloridazon-methyl-desphenyl	µg/l	0.231 ± 0.0163	0.227 ± 0.034	0.03	98.2	-0.06
Clopyralid	µg/l	0.532 ± 0.0371	0.602 ± 0.09	0.133	113	0.38
Cyanazine	µg/l	0.587 ± 0.0503	0.472 ± 0.071	0.0822	80.4	-0.77
Dimethenamide	µg/l	0.324 ± 0.0279	0.314 ± 0.047	0.0324	97	-0.10
Diuron	µg/l	0.85 ± 0.0429	0.759 ± 0.114	0.11	89.3	-0.39
Metolachlor	µg/l	0.264 ± 0.0101	0.257 ± 0.038	0.0397	97.2	-0.10
N,N-Dimethylsulfamide (DMS)	µg/l	0.463 ± 0.035	- ± -	0.0695	-	-
Nicosulfurone	µg/l	0.286 ± 0.0164	0.279 ± 0.042	0.0715	97.6	-0.08
Prometryn	µg/l	0.623 ± 0.0317	0.55 ± 0.083	0.081	88.3	-0.43
Propazine	µg/l	0.693 ± 0.0295	0.676 ± 0.101	0.0901	97.5	-0.08
Sebuthylazine	µg/l	0.303 ± 0.0101	0.294 ± 0.044	0.0282	96.9	-0.11
Simazine	µg/l	0.654 ± 0.0324	0.582 ± 0.087	0.0719	89	-0.41
Terbuthylazine	µg/l	0.422 ± 0.013	0.39 ± 0.059	0.0464	92.4	-0.27
Terbuthylazine-desethyl	µg/l	0.375 ± 0.0142	0.384 ± 0.058	0.0413	102	0.07
Terbutryn	µg/l	0.925 ± 0.0309	0.83 ± 0.124	0.0925	89.7	-0.38



Summary of results Pesticides H112

Labcode: LC0002

Sample: H112A

Parameter	Unit	Assigned value ± U (k=2)	Result ± U	Criterion	Recovery [%]	z-Score
2,6-Dichlorobenzamide	µg/l	0.556 ± 0.022	0.504 ± 0.045	0.0835	90.6	-0.63
Alachlor	µg/l	0.791 ± 0.0409	0.836 ± 0.13	0.095	106	0.47
Atrazine	µg/l	0.622 ± 0.0167	0.631 ± 0.056	0.0684	101	0.13
Atrazine-desethyl	µg/l	1 ± 0.0338	0.947 ± 0.1	0.12	94.7	-0.44
Atrazine-desethyl-desisopropyl	µg/l	- ± -	- ± -	-	-	-
Atrazine-desisopropyl	µg/l	0.39 ± 0.0172	0.391 ± 0.052	0.0546	100	0.01
Bromacil	µg/l	0.182 ± 0.00763	0.201 ± 0.085	0.0255	110	0.75
Chloridazon	µg/l	0.599 ± 0.0137	0.584 ± 0.25	0.0778	97.5	-0.19
Chloridazon-desphenyl	µg/l	0.184 ± 0.00905	- ± -	0.0202	-	-
Chloridazon-methyl-desphenyl	µg/l	0.192 ± 0.0131	- ± -	0.0249	-	-
Clopyralid	µg/l	0.328 ± 0.0242	0.341 ± 0.14	0.082	104	0.16
Cyanazine	µg/l	0.355 ± 0.0315	0.379 ± 0.16	0.0497	107	0.49
Dimethenamide	µg/l	0.395 ± 0.0235	0.395 ± 0.17	0.0395	100	0.01
Diuron	µg/l	0.403 ± 0.0233	0.41 ± 0.043	0.0524	102	0.14
Metolachlor	µg/l	0.538 ± 0.0212	0.518 ± 0.054	0.0807	96.3	-0.25
N,N-Dimethylsulfamide (DMS)	µg/l	0.234 ± 0.0187	- ± -	0.0351	-	-
Nicosulfurone	µg/l	0.55 ± 0.0821	0.536 ± 0.23	0.138	97.4	-0.10
Prometryn	µg/l	0.786 ± 0.0212	0.789 ± 0.33	0.102	100	0.03
Propazine	µg/l	0.151 ± 0.00723	0.232 ± 0.098	0.0196	154	4.13
Sebuthylazine	µg/l	0.666 ± 0.0444	0.729 ± 0.31	0.062	109	1.01
Simazine	µg/l	0.346 ± 0.0182	0.374 ± 0.034	0.038	108	0.74
Terbuthylazine	µg/l	0.205 ± 0.00756	0.219 ± 0.023	0.0226	107	0.60
Terbuthylazine-desethyl	µg/l	0.907 ± 0.0454	0.836 ± 0.089	0.0998	92.1	-0.71
Terbutryn	µg/l	0.945 ± 0.0336	0.896 ± 0.23	0.0945	94.8	-0.52

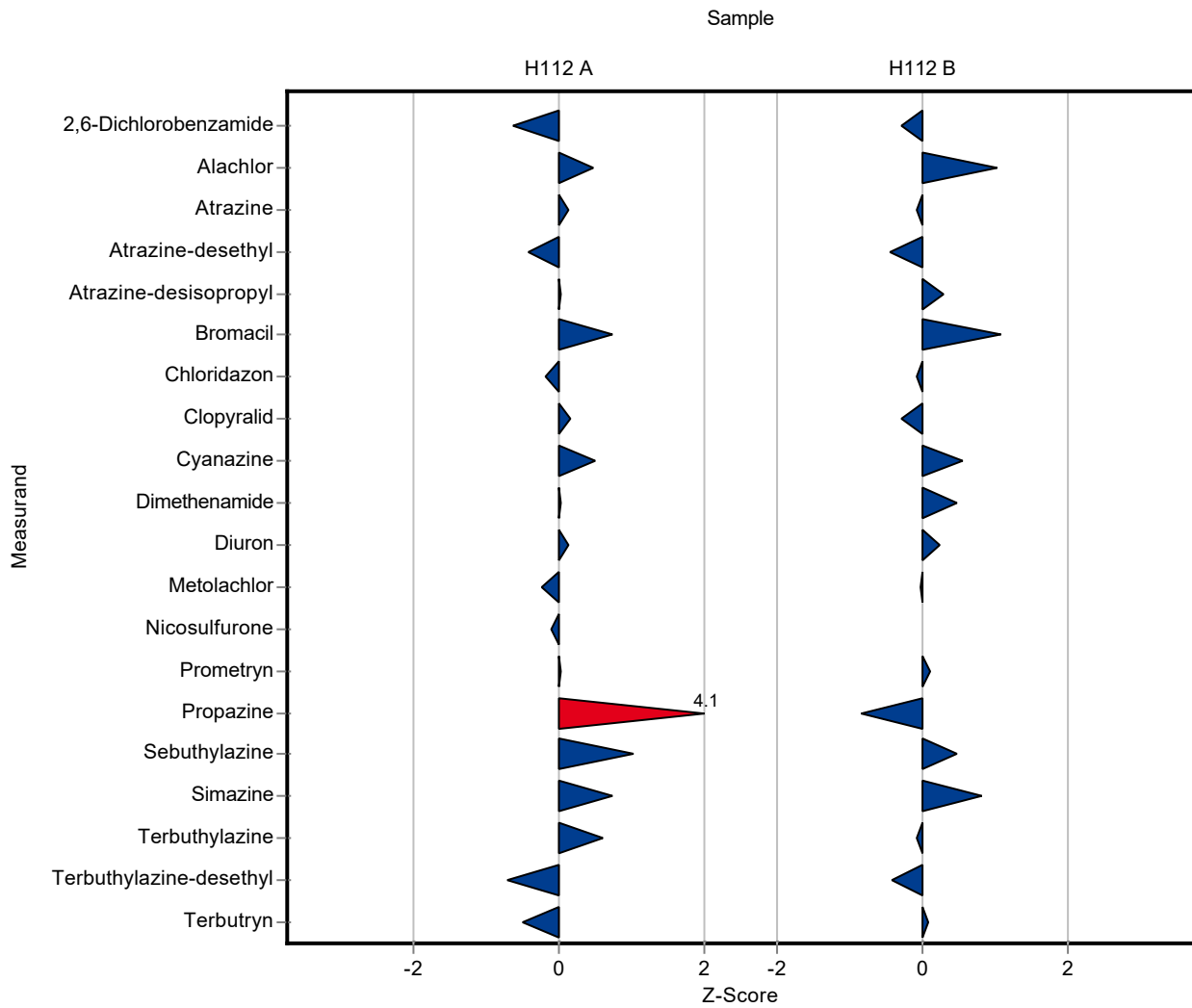
Sample: H112B

Parameter	Unit	Assigned value ± U (k=2)	Result ± U	Criterion	Recovery [%]	z-Score
2,6-Dichlorobenzamide	µg/l	0.688 ± 0.032	0.658 ± 0.089	0.103	95.6	-0.29
Alachlor	µg/l	0.758 ± 0.0436	0.852 ± 0.11	0.091	112	1.03

Summary of results Pesticides H112

Labcode: LC0002

Parameter	Unit	Assigned value ± U (k=2)	Result ± U	Criterion	Recovery [%]	z-Score
Atrazine	µg/l	0.454 ± 0.0112	0.45 ± 0.052	0.05	99.1	-0.08
Atrazine-desethyl	µg/l	0.378 ± 0.0112	0.358 ± 0.05	0.0454	94.7	-0.44
Atrazine-desethyl-desisopropyl	µg/l	0.462 ± 0.0744	- ± -	0.143	-	-
Atrazine-desisopropyl	µg/l	0.814 ± 0.0348	0.847 ± 0.16	0.114	104	0.29
Bromacil	µg/l	0.368 ± 0.0277	0.424 ± 0.18	0.0515	115	1.09
Chloridazon	µg/l	0.645 ± 0.0188	0.639 ± 0.27	0.0838	99.1	-0.07
Chloridazon-desphenyl	µg/l	0.373 ± 0.0223	- ± -	0.0411	-	-
Chloridazon-methyl-desphenyl	µg/l	0.231 ± 0.0163	- ± -	0.03	-	-
Clopyralid	µg/l	0.532 ± 0.0371	0.493 ± 0.21	0.133	92.6	-0.30
Cyanazine	µg/l	0.587 ± 0.0503	0.634 ± 0.27	0.0822	108	0.57
Dimethenamide	µg/l	0.324 ± 0.0279	0.339 ± 0.14	0.0324	105	0.47
Diuron	µg/l	0.85 ± 0.0429	0.878 ± 0.1	0.11	103	0.26
Metolachlor	µg/l	0.264 ± 0.0101	0.264 ± 0.036	0.0397	99.9	-0.01
N,N-Dimethylsulfamide (DMS)	µg/l	0.463 ± 0.035	- ± -	0.0695	-	-
Nicosulfurone	µg/l	0.286 ± 0.0164	0.286 ± 0.12	0.0715	100	0.00
Prometryn	µg/l	0.623 ± 0.0317	0.632 ± 0.27	0.081	101	0.12
Propazine	µg/l	0.693 ± 0.0295	0.617 ± 0.26	0.0901	89	-0.84
Sebuthylazine	µg/l	0.303 ± 0.0101	0.317 ± 0.13	0.0282	104	0.48
Simazine	µg/l	0.654 ± 0.0324	0.712 ± 0.089	0.0719	109	0.81
Terbuthylazine	µg/l	0.422 ± 0.013	0.418 ± 0.055	0.0464	99.1	-0.09
Terbuthylazine-desethyl	µg/l	0.375 ± 0.0142	0.358 ± 0.048	0.0413	95.4	-0.42
Terbutryn	µg/l	0.925 ± 0.0309	0.933 ± 0.39	0.0925	101	0.09



Sample: H112A

Parameter	Unit	Assigned value ± U (k=2)	Result ± U	Criterion	Recovery [%]	En-Score
2,6-Dichlorobenzamide	µg/l	0.556 ± 0.022	0.504 ± 0.045	0.0835	90.6	-0.56
Alachlor	µg/l	0.791 ± 0.0409	0.836 ± 0.13	0.095	106	0.17
Atrazine	µg/l	0.622 ± 0.0167	0.631 ± 0.056	0.0684	101	0.08
Atrazine-desethyl	µg/l	1 ± 0.0338	0.947 ± 0.1	0.12	94.7	-0.26
Atrazine-desethyl-desisopropyl	µg/l	- ± -	- ± -	-	-	-
Atrazine-desisopropyl	µg/l	0.39 ± 0.0172	0.391 ± 0.052	0.0546	100	0.01
Bromacil	µg/l	0.182 ± 0.00763	0.201 ± 0.085	0.0255	110	0.11
Chloridazon	µg/l	0.599 ± 0.0137	0.584 ± 0.25	0.0778	97.5	-0.03
Chloridazon-desphenyl	µg/l	0.184 ± 0.00905	- ± -	0.0202	-	-
Chloridazon-methyl-desphenyl	µg/l	0.192 ± 0.0131	- ± -	0.0249	-	-
Clopyralid	µg/l	0.328 ± 0.0242	0.341 ± 0.14	0.082	104	0.05
Cyanazine	µg/l	0.355 ± 0.0315	0.379 ± 0.16	0.0497	107	0.08
Dimethenamide	µg/l	0.395 ± 0.0235	0.395 ± 0.17	0.0395	100	0.00
Diuron	µg/l	0.403 ± 0.0233	0.41 ± 0.043	0.0524	102	0.08
Metolachlor	µg/l	0.538 ± 0.0212	0.518 ± 0.054	0.0807	96.3	-0.18
N,N-Dimethylsulfamide (DMS)	µg/l	0.234 ± 0.0187	- ± -	0.0351	-	-
Nicosulfurone	µg/l	0.55 ± 0.0821	0.536 ± 0.23	0.138	97.4	-0.03
Prometryn	µg/l	0.786 ± 0.0212	0.789 ± 0.33	0.102	100	0.01
Propazine	µg/l	0.151 ± 0.00723	0.232 ± 0.098	0.0196	154	0.41
Sebuthylazine	µg/l	0.666 ± 0.0444	0.729 ± 0.31	0.062	109	0.10
Simazine	µg/l	0.346 ± 0.0182	0.374 ± 0.034	0.038	108	0.40
Terbuthylazine	µg/l	0.205 ± 0.00756	0.219 ± 0.023	0.0226	107	0.29
Terbuthylazine-desethyl	µg/l	0.907 ± 0.0454	0.836 ± 0.089	0.0998	92.1	-0.39
Terbutryn	µg/l	0.945 ± 0.0336	0.896 ± 0.23	0.0945	94.8	-0.11

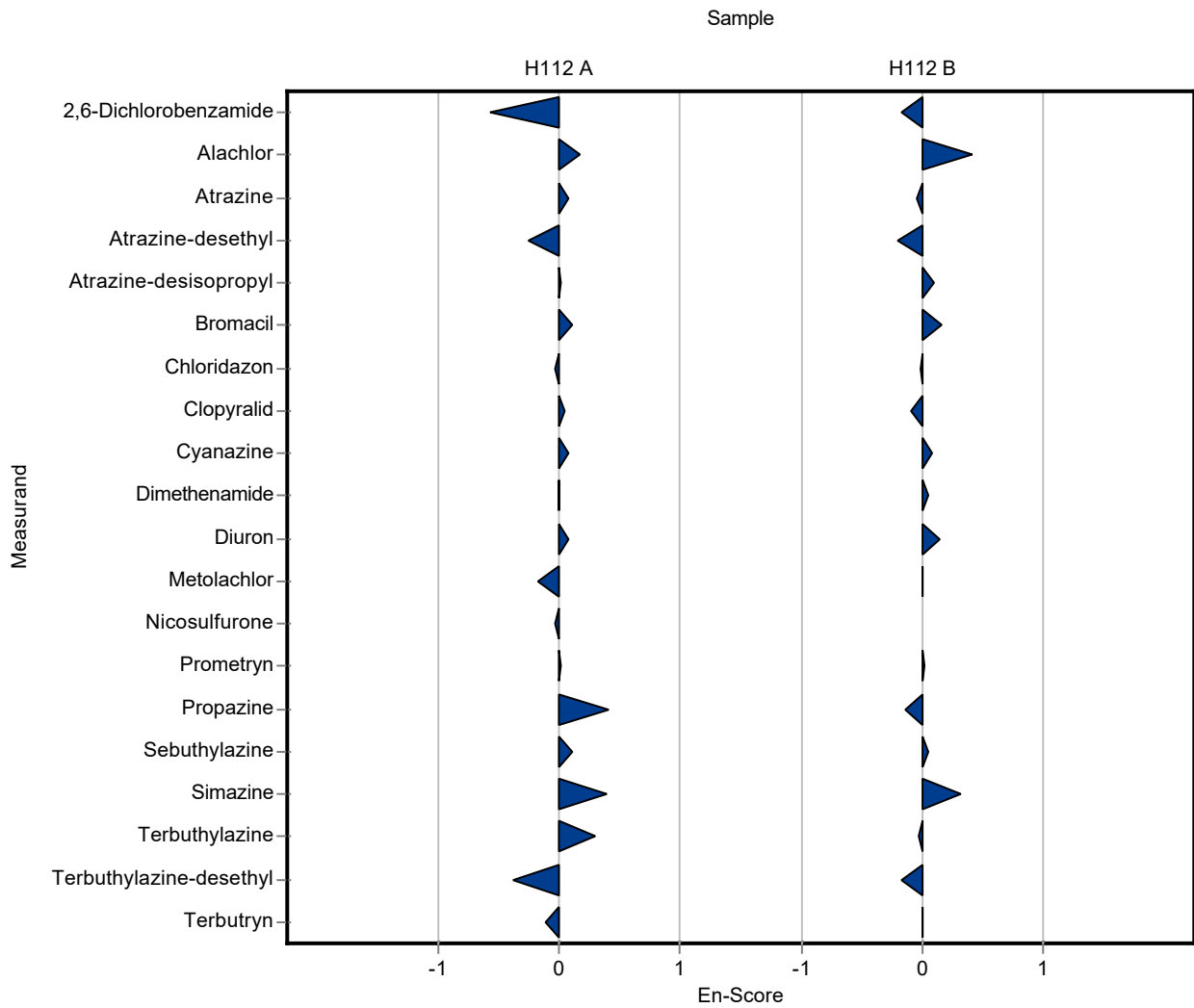
Sample: H112B

Parameter	Unit	Assigned value ± U (k=2)	Result ± U	Criterion	Recovery [%]	En-Score
2,6-Dichlorobenzamide	µg/l	0.688 ± 0.032	0.658 ± 0.089	0.103	95.6	-0.17
Alachlor	µg/l	0.758 ± 0.0436	0.852 ± 0.11	0.091	112	0.42

Summary of results Pesticides H112 - En-Score

Labcode: LC0002

Parameter	Unit	Assigned value ± U (k=2)	Result ± U	Criterion	Recovery [%]	En-Score
Atrazine	µg/l	0.454 ± 0.0112	0.45 ± 0.052	0.05	99.1	-0.04
Atrazine-desethyl	µg/l	0.378 ± 0.0112	0.358 ± 0.05	0.0454	94.7	-0.20
Atrazine-desethyl-desisopropyl	µg/l	0.462 ± 0.0744	- ± -	0.143	-	-
Atrazine-desisopropyl	µg/l	0.814 ± 0.0348	0.847 ± 0.16	0.114	104	0.10
Bromacil	µg/l	0.368 ± 0.0277	0.424 ± 0.18	0.0515	115	0.15
Chloridazon	µg/l	0.645 ± 0.0188	0.639 ± 0.27	0.0838	99.1	-0.01
Chloridazon-desphenyl	µg/l	0.373 ± 0.0223	- ± -	0.0411	-	-
Chloridazon-methyl-desphenyl	µg/l	0.231 ± 0.0163	- ± -	0.03	-	-
Clopyralid	µg/l	0.532 ± 0.0371	0.493 ± 0.21	0.133	92.6	-0.09
Cyanazine	µg/l	0.587 ± 0.0503	0.634 ± 0.27	0.0822	108	0.09
Dimethenamide	µg/l	0.324 ± 0.0279	0.339 ± 0.14	0.0324	105	0.05
Diuron	µg/l	0.85 ± 0.0429	0.878 ± 0.1	0.11	103	0.14
Metolachlor	µg/l	0.264 ± 0.0101	0.264 ± 0.036	0.0397	99.9	0.00
N,N-Dimethylsulfamide (DMS)	µg/l	0.463 ± 0.035	- ± -	0.0695	-	-
Nicosulfurone	µg/l	0.286 ± 0.0164	0.286 ± 0.12	0.0715	100	0.00
Prometryn	µg/l	0.623 ± 0.0317	0.632 ± 0.27	0.081	101	0.02
Propazine	µg/l	0.693 ± 0.0295	0.617 ± 0.26	0.0901	89	-0.15
Sebuthylazine	µg/l	0.303 ± 0.0101	0.317 ± 0.13	0.0282	104	0.05
Simazine	µg/l	0.654 ± 0.0324	0.712 ± 0.089	0.0719	109	0.32
Terbuthylazine	µg/l	0.422 ± 0.013	0.418 ± 0.055	0.0464	99.1	-0.04
Terbuthylazine-desethyl	µg/l	0.375 ± 0.0142	0.358 ± 0.048	0.0413	95.4	-0.18
Terbutryn	µg/l	0.925 ± 0.0309	0.933 ± 0.39	0.0925	101	0.01



Summary of results Pesticides H112

Labcode: LC0003

Sample: H112A

Parameter	Unit	Assigned value ± U (k=2)	Result ± U	Criterion	Recovery [%]	z-Score
2,6-Dichlorobenzamide	µg/l	0.556 ± 0.022	- ± -	0.0835	-	-
Alachlor	µg/l	0.791 ± 0.0409	0.91 ± 0.1456	0.095	115	1.25
Atrazine	µg/l	0.622 ± 0.0167	0.661 ± 0.0595	0.0684	106	0.57
Atrazine-desethyl	µg/l	1 ± 0.0338	1.075 ± 0.1398	0.12	108	0.63
Atrazine-desethyl-desisopropyl	µg/l	- ± -	- ± -	-	-	-
Atrazine-desisopropyl	µg/l	0.39 ± 0.0172	0.423 ± 0.0551	0.0546	108	0.60
Bromacil	µg/l	0.182 ± 0.00763	0.19 ± 0.0304	0.0255	104	0.31
Chloridazon	µg/l	0.599 ± 0.0137	0.624 ± 0.1372	0.0778	104	0.33
Chloridazon-desphenyl	µg/l	0.184 ± 0.00905	0.191 ± 0.0538	0.0202	104	0.34
Chloridazon-methyl-desphenyl	µg/l	0.192 ± 0.0131	0.183 ± 0.0269	0.0249	95.5	-0.34
Clopyralid	µg/l	0.328 ± 0.0242	0.269 ± 0.0673	0.082	82	-0.72
Cyanazine	µg/l	0.355 ± 0.0315	0.374 ± 0.0487	0.0497	105	0.39
Dimethenamide	µg/l	0.395 ± 0.0235	0.397 ± 0.0635	0.0395	101	0.06
Diuron	µg/l	0.403 ± 0.0233	0.442 ± 0.0398	0.0524	110	0.75
Metolachlor	µg/l	0.538 ± 0.0212	0.544 ± 0.0653	0.0807	101	0.08
N,N-Dimethylsulfamide (DMS)	µg/l	0.234 ± 0.0187	0.218 ± 0.0255	0.0351	93.2	-0.45
Nicosulfurone	µg/l	0.55 ± 0.0821	1.417 ± 0.496	0.138	257	6.30
Prometryn	µg/l	0.786 ± 0.0212	0.822 ± 0.0986	0.102	105	0.36
Propazine	µg/l	0.151 ± 0.00723	0.152 ± 0.0183	0.0196	101	0.05
Sebuthylazine	µg/l	0.666 ± 0.0444	0.713 ± 0.0713	0.062	107	0.76
Simazine	µg/l	0.346 ± 0.0182	0.386 ± 0.0579	0.038	112	1.05
Terbuthylazine	µg/l	0.205 ± 0.00756	0.225 ± 0.0225	0.0226	110	0.87
Terbuthylazine-desethyl	µg/l	0.907 ± 0.0454	0.967 ± 0.1353	0.0998	107	0.60
Terbutryn	µg/l	0.945 ± 0.0336	0.992 ± 0.1091	0.0945	105	0.50

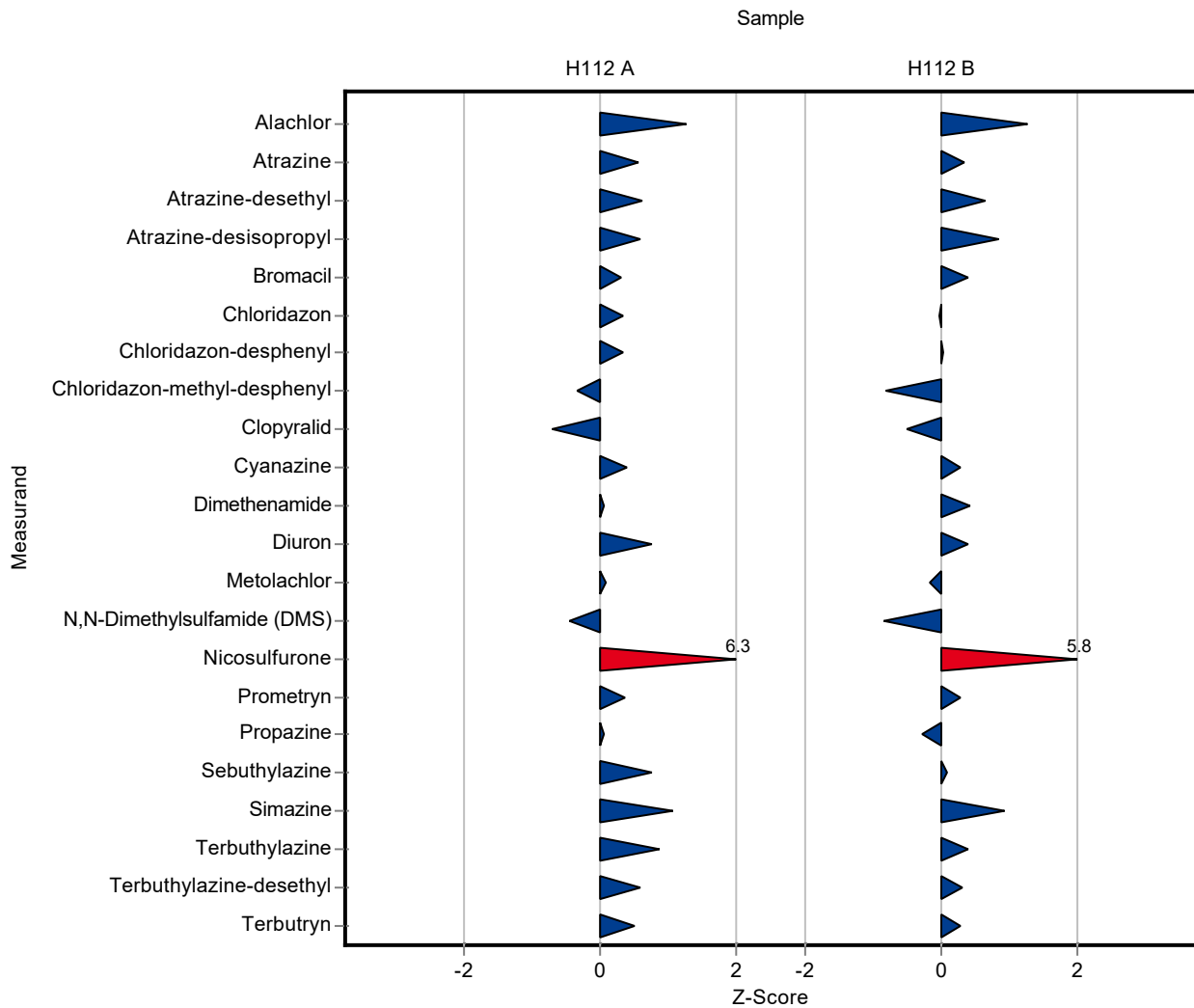
Sample: H112B

Parameter	Unit	Assigned value ± U (k=2)	Result ± U	Criterion	Recovery [%]	z-Score
2,6-Dichlorobenzamide	µg/l	0.688 ± 0.032	- ± -	0.103	-	-
Alachlor	µg/l	0.758 ± 0.0436	0.875 ± 0.1662	0.091	115	1.29

Summary of results Pesticides H112

Labcode: LC0003

Parameter	Unit	Assigned value ± U (k=2)	Result ± U	Criterion	Recovery [%]	z-Score
Atrazine	µg/l	0.454 ± 0.0112	0.471 ± 0.0754	0.05	104	0.34
Atrazine-desethyl	µg/l	0.378 ± 0.0112	0.407 ± 0.0489	0.0454	108	0.64
Atrazine-desethyl-desisopropyl	µg/l	0.462 ± 0.0744	- ± -	0.143	-	-
Atrazine-desisopropyl	µg/l	0.814 ± 0.0348	0.912 ± 0.2188	0.114	112	0.86
Bromacil	µg/l	0.368 ± 0.0277	0.388 ± 0.0776	0.0515	105	0.39
Chloridazon	µg/l	0.645 ± 0.0188	0.643 ± 0.1544	0.0838	99.7	-0.02
Chloridazon-desphenyl	µg/l	0.373 ± 0.0223	0.375 ± 0.097	0.0411	100	0.04
Chloridazon-methyl-desphenyl	µg/l	0.231 ± 0.0163	0.207 ± 0.0279	0.03	89.6	-0.80
Clopyralid	µg/l	0.532 ± 0.0371	0.466 ± 0.1676	0.133	87.5	-0.50
Cyanazine	µg/l	0.587 ± 0.0503	0.612 ± 0.104	0.0822	104	0.30
Dimethenamide	µg/l	0.324 ± 0.0279	0.338 ± 0.0709	0.0324	104	0.44
Diuron	µg/l	0.85 ± 0.0429	0.894 ± 0.0984	0.11	105	0.40
Metolachlor	µg/l	0.264 ± 0.0101	0.258 ± 0.0362	0.0397	97.6	-0.16
N,N-Dimethylsulfamide (DMS)	µg/l	0.463 ± 0.035	0.404 ± 0.1192	0.0695	87.2	-0.85
Nicosulfurone	µg/l	0.286 ± 0.0164	0.702 ± 0.1613	0.0715	245	5.82
Prometryn	µg/l	0.623 ± 0.0317	0.647 ± 0.1035	0.081	104	0.30
Propazine	µg/l	0.693 ± 0.0295	0.668 ± 0.0935	0.0901	96.4	-0.28
Sebuthylazine	µg/l	0.303 ± 0.0101	0.306 ± 0.0398	0.0282	101	0.09
Simazine	µg/l	0.654 ± 0.0324	0.72 ± 0.1008	0.0719	110	0.92
Terbuthylazine	µg/l	0.422 ± 0.013	0.44 ± 0.066	0.0464	104	0.39
Terbuthylazine-desethyl	µg/l	0.375 ± 0.0142	0.388 ± 0.0543	0.0413	103	0.31
Terbutryn	µg/l	0.925 ± 0.0309	0.951 ± 0.1237	0.0925	103	0.28



Sample: H112A

Parameter	Unit	Assigned value ± U (k=2)	Result ± U	Criterion	Recovery [%]	En-Score
2,6-Dichlorobenzamide	µg/l	0.556 ± 0.022	- ± -	0.0835	-	-
Alachlor	µg/l	0.791 ± 0.0409	0.91 ± 0.1456	0.095	115	0.40
Atrazine	µg/l	0.622 ± 0.0167	0.661 ± 0.0595	0.0684	106	0.33
Atrazine-desethyl	µg/l	1 ± 0.0338	1.075 ± 0.1398	0.12	108	0.27
Atrazine-desethyl-desisopropyl	µg/l	- ± -	- ± -	-	-	-
Atrazine-desisopropyl	µg/l	0.39 ± 0.0172	0.423 ± 0.0551	0.0546	108	0.29
Bromacil	µg/l	0.182 ± 0.00763	0.19 ± 0.0304	0.0255	104	0.13
Chloridazon	µg/l	0.599 ± 0.0137	0.624 ± 0.1372	0.0778	104	0.09
Chloridazon-desphenyl	µg/l	0.184 ± 0.00905	0.191 ± 0.0538	0.0202	104	0.06
Chloridazon-methyl-desphenyl	µg/l	0.192 ± 0.0131	0.183 ± 0.0269	0.0249	95.5	-0.15
Clopyralid	µg/l	0.328 ± 0.0242	0.269 ± 0.0673	0.082	82	-0.43
Cyanazine	µg/l	0.355 ± 0.0315	0.374 ± 0.0487	0.0497	105	0.19
Dimethenamide	µg/l	0.395 ± 0.0235	0.397 ± 0.0635	0.0395	101	0.02
Diuron	µg/l	0.403 ± 0.0233	0.442 ± 0.0398	0.0524	110	0.47
Metolachlor	µg/l	0.538 ± 0.0212	0.544 ± 0.0653	0.0807	101	0.05
N,N-Dimethylsulfamide (DMS)	µg/l	0.234 ± 0.0187	0.218 ± 0.0255	0.0351	93.2	-0.29
Nicosulfurone	µg/l	0.55 ± 0.0821	1.417 ± 0.496	0.138	257	0.87
Prometryn	µg/l	0.786 ± 0.0212	0.822 ± 0.0986	0.102	105	0.18
Propazine	µg/l	0.151 ± 0.00723	0.152 ± 0.0183	0.0196	101	0.03
Sebuthylazine	µg/l	0.666 ± 0.0444	0.713 ± 0.0713	0.062	107	0.31
Simazine	µg/l	0.346 ± 0.0182	0.386 ± 0.0579	0.038	112	0.34
Terbuthylazine	µg/l	0.205 ± 0.00756	0.225 ± 0.0225	0.0226	110	0.43
Terbuthylazine-desethyl	µg/l	0.907 ± 0.0454	0.967 ± 0.1353	0.0998	107	0.22
Terbutryn	µg/l	0.945 ± 0.0336	0.992 ± 0.1091	0.0945	105	0.21

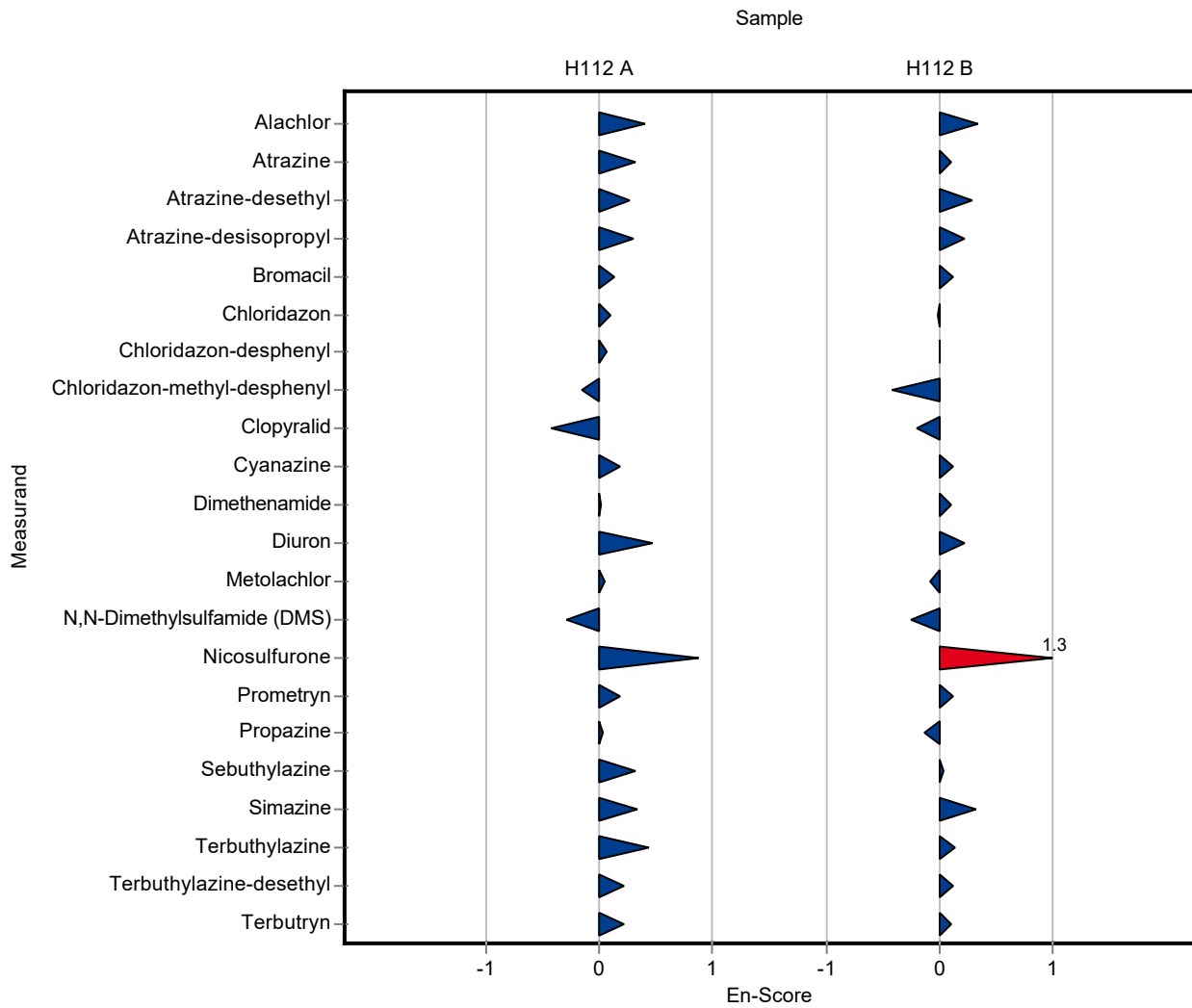
Sample: H112B

Parameter	Unit	Assigned value ± U (k=2)	Result ± U	Criterion	Recovery [%]	En-Score
2,6-Dichlorobenzamide	µg/l	0.688 ± 0.032	- ± -	0.103	-	-
Alachlor	µg/l	0.758 ± 0.0436	0.875 ± 0.1662	0.091	115	0.35

Summary of results Pesticides H112 - En-Score

Labcode: LC0003

Parameter	Unit	Assigned value ± U (k=2)	Result ± U	Criterion	Recovery [%]	En-Score
Atrazine	µg/l	0.454 ± 0.0112	0.471 ± 0.0754	0.05	104	0.11
Atrazine-desethyl	µg/l	0.378 ± 0.0112	0.407 ± 0.0489	0.0454	108	0.29
Atrazine-desethyl-desisopropyl	µg/l	0.462 ± 0.0744	- ± -	0.143	-	-
Atrazine-desisopropyl	µg/l	0.814 ± 0.0348	0.912 ± 0.2188	0.114	112	0.22
Bromacil	µg/l	0.368 ± 0.0277	0.388 ± 0.0776	0.0515	105	0.13
Chloridazon	µg/l	0.645 ± 0.0188	0.643 ± 0.1544	0.0838	99.7	-0.01
Chloridazon-desphenyl	µg/l	0.373 ± 0.0223	0.375 ± 0.097	0.0411	100	0.01
Chloridazon-methyl-desphenyl	µg/l	0.231 ± 0.0163	0.207 ± 0.0279	0.03	89.6	-0.41
Clopyralid	µg/l	0.532 ± 0.0371	0.466 ± 0.1676	0.133	87.5	-0.20
Cyanazine	µg/l	0.587 ± 0.0503	0.612 ± 0.104	0.0822	104	0.12
Dimethenamide	µg/l	0.324 ± 0.0279	0.338 ± 0.0709	0.0324	104	0.10
Diuron	µg/l	0.85 ± 0.0429	0.894 ± 0.0984	0.11	105	0.22
Metolachlor	µg/l	0.264 ± 0.0101	0.258 ± 0.0362	0.0397	97.6	-0.09
N,N-Dimethylsulfamide (DMS)	µg/l	0.463 ± 0.035	0.404 ± 0.1192	0.0695	87.2	-0.25
Nicosulfurone	µg/l	0.286 ± 0.0164	0.702 ± 0.1613	0.0715	245	1.29
Prometryn	µg/l	0.623 ± 0.0317	0.647 ± 0.1035	0.081	104	0.12
Propazine	µg/l	0.693 ± 0.0295	0.668 ± 0.0935	0.0901	96.4	-0.13
Sebuthylazine	µg/l	0.303 ± 0.0101	0.306 ± 0.0398	0.0282	101	0.03
Simazine	µg/l	0.654 ± 0.0324	0.72 ± 0.1008	0.0719	110	0.33
Terbuthylazine	µg/l	0.422 ± 0.013	0.44 ± 0.066	0.0464	104	0.14
Terbuthylazine-desethyl	µg/l	0.375 ± 0.0142	0.388 ± 0.0543	0.0413	103	0.12
Terbutryn	µg/l	0.925 ± 0.0309	0.951 ± 0.1237	0.0925	103	0.10



Summary of results Pesticides H112

Labcode: LC0004

Sample: H112A

Parameter	Unit	Assigned value ± U (k=2)	Result ± U	Criterion	Recovery [%]	z-Score
2,6-Dichlorobenzamide	µg/l	0.556 ± 0.022	0.545 ± 0.0005	0.0835	98	-0.14
Alachlor	µg/l	0.791 ± 0.0409	0.814 ± 0.0013	0.095	103	0.24
Atrazine	µg/l	0.622 ± 0.0167	0.626 ± 0.0013	0.0684	101	0.06
Atrazine-desethyl	µg/l	1 ± 0.0338	0.931 ± 0.0029	0.12	93.1	-0.57
Atrazine-desethyl-desisopropyl	µg/l	- ± -	0.3 ± 0.0004	-	-	-
Atrazine-desisopropyl	µg/l	0.39 ± 0.0172	0.373 ± 0.0007	0.0546	95.6	-0.32
Bromacil	µg/l	0.182 ± 0.00763	0.191 ± 0.0001	0.0255	105	0.35
Chloridazon	µg/l	0.599 ± 0.0137	0.609 ± 0.0015	0.0778	102	0.13
Chloridazon-desphenyl	µg/l	0.184 ± 0.00905	0.191 ± 0.0004	0.0202	104	0.34
Chloridazon-methyl-desphenyl	µg/l	0.192 ± 0.0131	0.184 ± 0.0002	0.0249	96	-0.30
Clopyralid	µg/l	0.328 ± 0.0242	0.348 ± 0.0587	0.082	106	0.24
Cyanazine	µg/l	0.355 ± 0.0315	0.334 ± 0.0004	0.0497	94.2	-0.42
Dimethenamide	µg/l	0.395 ± 0.0235	0.368 ± 0.0005	0.0395	93.3	-0.67
Diuron	µg/l	0.403 ± 0.0233	0.418 ± 0.0007	0.0524	104	0.29
Metolachlor	µg/l	0.538 ± 0.0212	0.546 ± 0.0009	0.0807	102	0.10
N,N-Dimethylsulfamide (DMS)	µg/l	0.234 ± 0.0187	0.288 ± 0.0006	0.0351	123	1.54
Nicosulfurone	µg/l	0.55 ± 0.0821	0.594 ± 0.0008	0.138	108	0.32
Prometryn	µg/l	0.786 ± 0.0212	0.736 ± 0.0006	0.102	93.7	-0.48
Propazine	µg/l	0.151 ± 0.00723	0.142 ± 0.0001	0.0196	94	-0.46
Sebuthylazine	µg/l	0.666 ± 0.0444	0.446 ± 0.0003	0.062	66.9	-3.55
Simazine	µg/l	0.346 ± 0.0182	0.337 ± 0.0009	0.038	97.4	-0.23
Terbuthylazine	µg/l	0.205 ± 0.00756	0.195 ± 0.00001	0.0226	94.9	-0.46
Terbuthylazine-desethyl	µg/l	0.907 ± 0.0454	0.865 ± 0.001	0.0998	95.3	-0.42
Terbutryn	µg/l	0.945 ± 0.0336	0.941 ± 0.0009	0.0945	99.6	-0.04

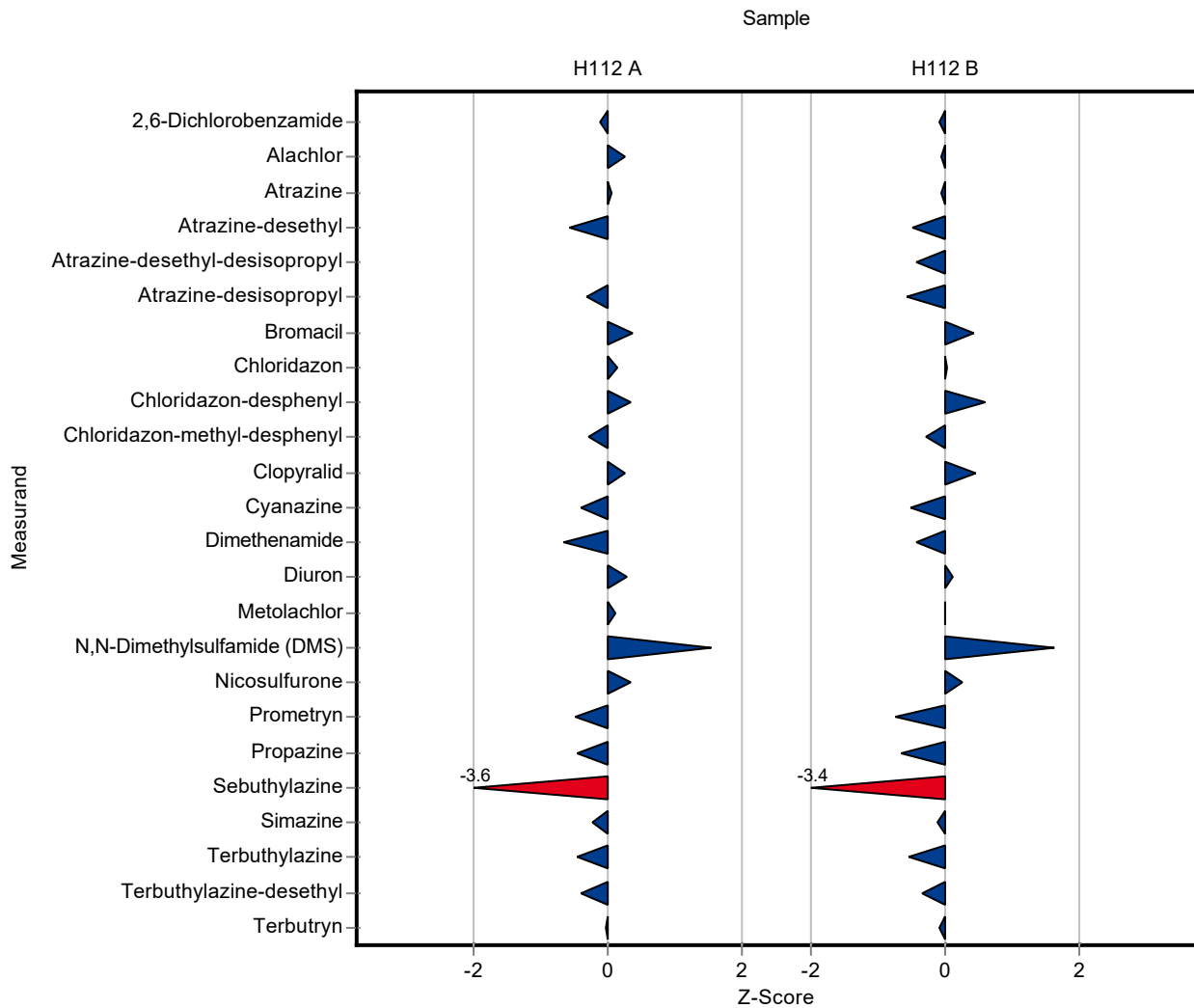
Sample: H112B

Parameter	Unit	Assigned value ± U (k=2)	Result ± U	Criterion	Recovery [%]	z-Score
2,6-Dichlorobenzamide	µg/l	0.688 ± 0.032	0.681 ± 0.0005	0.103	99	-0.07
Alachlor	µg/l	0.758 ± 0.0436	0.753 ± 0.0012	0.091	99.3	-0.06

Summary of results Pesticides H112

Labcode: LC0004

Parameter	Unit	Assigned value ± U (k=2)	Result ± U	Criterion	Recovery [%]	z-Score
Atrazine	µg/l	0.454 ± 0.0112	0.452 ± 0.0009	0.05	99.5	-0.04
Atrazine-desethyl	µg/l	0.378 ± 0.0112	0.357 ± 0.0011	0.0454	94.4	-0.46
Atrazine-desethyl-desisopropyl	µg/l	0.462 ± 0.0744	0.401 ± 0.0005	0.143	86.8	-0.43
Atrazine-desisopropyl	µg/l	0.814 ± 0.0348	0.749 ± 0.0015	0.114	92	-0.57
Bromacil	µg/l	0.368 ± 0.0277	0.391 ± 0.0004	0.0515	106	0.45
Chloridazon	µg/l	0.645 ± 0.0188	0.648 ± 0.0016	0.0838	100	0.04
Chloridazon-desphenyl	µg/l	0.373 ± 0.0223	0.398 ± 0.0008	0.0411	107	0.60
Chloridazon-methyl-desphenyl	µg/l	0.231 ± 0.0163	0.223 ± 0.0002	0.03	96.5	-0.27
Clopyralid	µg/l	0.532 ± 0.0371	0.593 ± 0.1001	0.133	111	0.46
Cyanazine	µg/l	0.587 ± 0.0503	0.545 ± 0.0007	0.0822	92.8	-0.52
Dimethenamide	µg/l	0.324 ± 0.0279	0.31 ± 0.0004	0.0324	95.7	-0.43
Diuron	µg/l	0.85 ± 0.0429	0.864 ± 0.0014	0.11	102	0.13
Metolachlor	µg/l	0.264 ± 0.0101	0.265 ± 0.0004	0.0397	100	0.02
N,N-Dimethylsulfamide (DMS)	µg/l	0.463 ± 0.035	0.578 ± 0.0012	0.0695	125	1.65
Nicosulfurone	µg/l	0.286 ± 0.0164	0.306 ± 0.0004	0.0715	107	0.28
Prometryn	µg/l	0.623 ± 0.0317	0.564 ± 0.0005	0.081	90.6	-0.72
Propazine	µg/l	0.693 ± 0.0295	0.635 ± 0.0003	0.0901	91.6	-0.64
Sebuthylazine	µg/l	0.303 ± 0.0101	0.207 ± 0.0001	0.0282	68.2	-3.42
Simazine	µg/l	0.654 ± 0.0324	0.646 ± 0.0017	0.0719	98.8	-0.11
Terbuthylazine	µg/l	0.422 ± 0.013	0.397 ± 0.0002	0.0464	94.1	-0.54
Terbuthylazine-desethyl	µg/l	0.375 ± 0.0142	0.362 ± 0.0004	0.0413	96.5	-0.32
Terbutryn	µg/l	0.925 ± 0.0309	0.919 ± 0.0009	0.0925	99.4	-0.06



Sample: H112A

Parameter	Unit	Assigned value ± U (k=2)	Result ± U	Criterion	Recovery [%]	En-Score
2,6-Dichlorobenzamide	µg/l	0.556 ± 0.022	0.545 ± 0.0005	0.0835	98	-0.52
Alachlor	µg/l	0.791 ± 0.0409	0.814 ± 0.0013	0.095	103	0.55
Atrazine	µg/l	0.622 ± 0.0167	0.626 ± 0.0013	0.0684	101	0.24
Atrazine-desethyl	µg/l	1 ± 0.0338	0.931 ± 0.0029	0.12	93.1	-2.01
Atrazine-desethyl-desisopropyl	µg/l	- ± -	0.3 ± 0.0004	-	-	-
Atrazine-desisopropyl	µg/l	0.39 ± 0.0172	0.373 ± 0.0007	0.0546	95.6	-1.00
Bromacil	µg/l	0.182 ± 0.00763	0.191 ± 0.0001	0.0255	105	1.18
Chloridazon	µg/l	0.599 ± 0.0137	0.609 ± 0.0015	0.0778	102	0.73
Chloridazon-desphenyl	µg/l	0.184 ± 0.00905	0.191 ± 0.0004	0.0202	104	0.76
Chloridazon-methyl-desphenyl	µg/l	0.192 ± 0.0131	0.184 ± 0.0002	0.0249	96	-0.58
Clopyralid	µg/l	0.328 ± 0.0242	0.348 ± 0.0587	0.082	106	0.17
Cyanazine	µg/l	0.355 ± 0.0315	0.334 ± 0.0004	0.0497	94.2	-0.66
Dimethenamide	µg/l	0.395 ± 0.0235	0.368 ± 0.0005	0.0395	93.3	-1.13
Diuron	µg/l	0.403 ± 0.0233	0.418 ± 0.0007	0.0524	104	0.65
Metolachlor	µg/l	0.538 ± 0.0212	0.546 ± 0.0009	0.0807	102	0.38
N,N-Dimethylsulfamide (DMS)	µg/l	0.234 ± 0.0187	0.288 ± 0.0006	0.0351	123	2.88
Nicosulfurone	µg/l	0.55 ± 0.0821	0.594 ± 0.0008	0.138	108	0.53
Prometryn	µg/l	0.786 ± 0.0212	0.736 ± 0.0006	0.102	93.7	-2.33
Propazine	µg/l	0.151 ± 0.00723	0.142 ± 0.0001	0.0196	94	-1.24
Sebuthylazine	µg/l	0.666 ± 0.0444	0.446 ± 0.0003	0.062	66.9	-4.96
Simazine	µg/l	0.346 ± 0.0182	0.337 ± 0.0009	0.038	97.4	-0.49
Terbuthylazine	µg/l	0.205 ± 0.00756	0.195 ± 0.00001	0.0226	94.9	-1.38
Terbuthylazine-desethyl	µg/l	0.907 ± 0.0454	0.865 ± 0.001	0.0998	95.3	-0.93
Terbutryn	µg/l	0.945 ± 0.0336	0.941 ± 0.0009	0.0945	99.6	-0.12

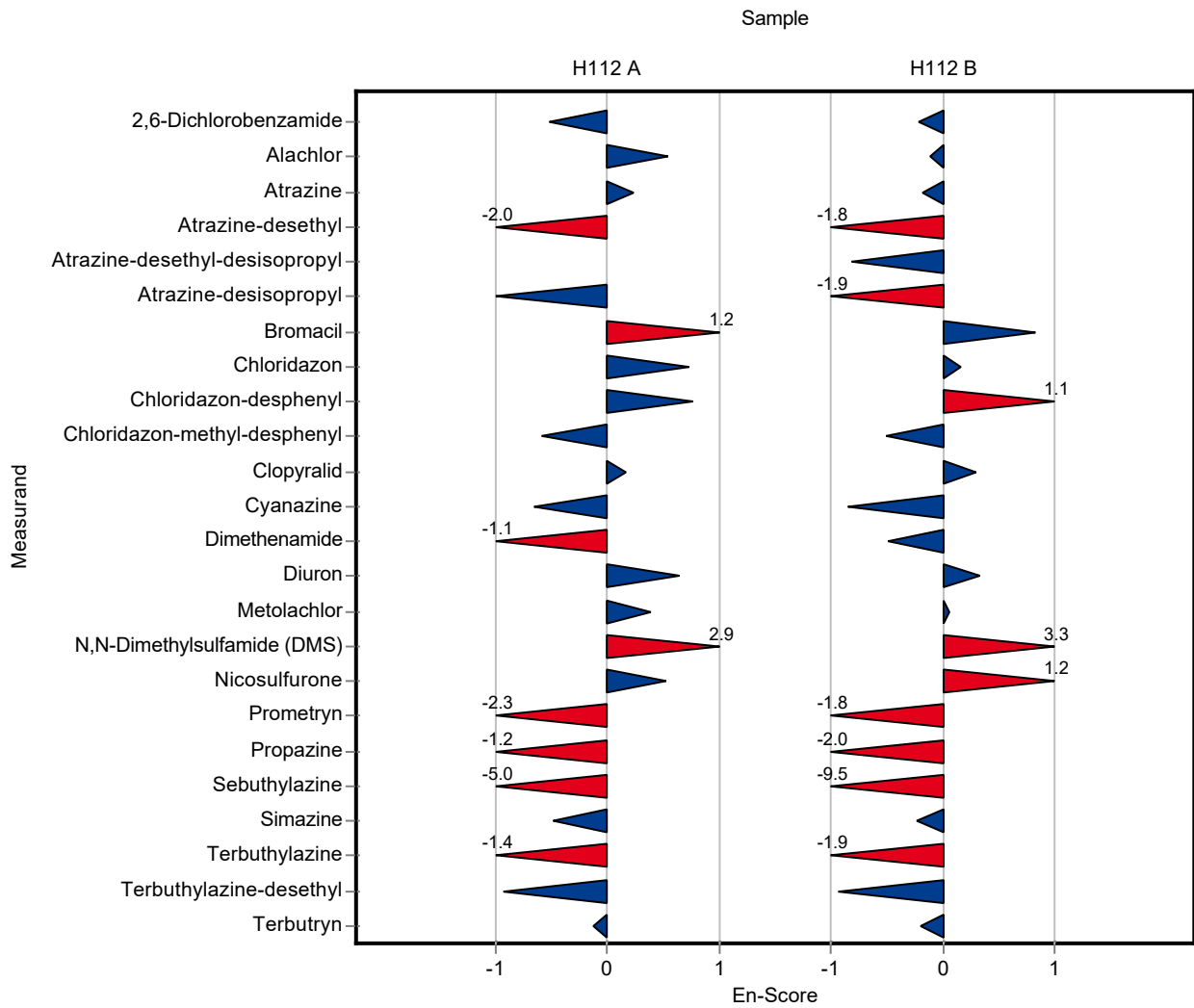
Sample: H112B

Parameter	Unit	Assigned value ± U (k=2)	Result ± U	Criterion	Recovery [%]	En-Score
2,6-Dichlorobenzamide	µg/l	0.688 ± 0.032	0.681 ± 0.0005	0.103	99	-0.22
Alachlor	µg/l	0.758 ± 0.0436	0.753 ± 0.0012	0.091	99.3	-0.12

Summary of results Pesticides H112 - En-Score

Labcode: LC0004

Parameter	Unit	Assigned value ± U (k=2)	Result ± U	Criterion	Recovery [%]	En-Score
Atrazine	µg/l	0.454 ± 0.0112	0.452 ± 0.0009	0.05	99.5	-0.19
Atrazine-desethyl	µg/l	0.378 ± 0.0112	0.357 ± 0.0011	0.0454	94.4	-1.83
Atrazine-desethyl-desisopropyl	µg/l	0.462 ± 0.0744	0.401 ± 0.0005	0.143	86.8	-0.82
Atrazine-desisopropyl	µg/l	0.814 ± 0.0348	0.749 ± 0.0015	0.114	92	-1.85
Bromacil	µg/l	0.368 ± 0.0277	0.391 ± 0.0004	0.0515	106	0.83
Chloridazon	µg/l	0.645 ± 0.0188	0.648 ± 0.0016	0.0838	100	0.17
Chloridazon-desphenyl	µg/l	0.373 ± 0.0223	0.398 ± 0.0008	0.0411	107	1.10
Chloridazon-methyl-desphenyl	µg/l	0.231 ± 0.0163	0.223 ± 0.0002	0.03	96.5	-0.50
Clopyralid	µg/l	0.532 ± 0.0371	0.593 ± 0.1001	0.133	111	0.30
Cyanazine	µg/l	0.587 ± 0.0503	0.545 ± 0.0007	0.0822	92.8	-0.84
Dimethenamide	µg/l	0.324 ± 0.0279	0.31 ± 0.0004	0.0324	95.7	-0.49
Diuron	µg/l	0.85 ± 0.0429	0.864 ± 0.0014	0.11	102	0.33
Metolachlor	µg/l	0.264 ± 0.0101	0.265 ± 0.0004	0.0397	100	0.07
N,N-Dimethylsulfamide (DMS)	µg/l	0.463 ± 0.035	0.578 ± 0.0012	0.0695	125	3.27
Nicosulfurone	µg/l	0.286 ± 0.0164	0.306 ± 0.0004	0.0715	107	1.22
Prometryn	µg/l	0.623 ± 0.0317	0.564 ± 0.0005	0.081	90.6	-1.85
Propazine	µg/l	0.693 ± 0.0295	0.635 ± 0.0003	0.0901	91.6	-1.97
Sebuthylazine	µg/l	0.303 ± 0.0101	0.207 ± 0.0001	0.0282	68.2	-9.51
Simazine	µg/l	0.654 ± 0.0324	0.646 ± 0.0017	0.0719	98.8	-0.23
Terbuthylazine	µg/l	0.422 ± 0.013	0.397 ± 0.0002	0.0464	94.1	-1.93
Terbuthylazine-desethyl	µg/l	0.375 ± 0.0142	0.362 ± 0.0004	0.0413	96.5	-0.93
Terbutryn	µg/l	0.925 ± 0.0309	0.919 ± 0.0009	0.0925	99.4	-0.19



Summary of results Pesticides H112

Labcode: LC0005

Sample: H112A

Parameter	Unit	Assigned value ± U (k=2)	Result ± U	Criterion	Recovery [%]	z-Score
2,6-Dichlorobenzamide	µg/l	0.556 ± 0.022	0.575 ± 0.173	0.0835	103	0.22
Alachlor	µg/l	0.791 ± 0.0409	- ± -	0.095	-	-
Atrazine	µg/l	0.622 ± 0.0167	0.65 ± 0.195	0.0684	105	0.41
Atrazine-desethyl	µg/l	1 ± 0.0338	1.01 ± 0.302	0.12	101	0.09
Atrazine-desethyl-desisopropyl	µg/l	- ± -	- ± -	-	-	-
Atrazine-desisopropyl	µg/l	0.39 ± 0.0172	0.395 ± 0.118	0.0546	101	0.09
Bromacil	µg/l	0.182 ± 0.00763	- ± -	0.0255	-	-
Chloridazon	µg/l	0.599 ± 0.0137	0.597 ± 0.179	0.0778	99.7	-0.02
Chloridazon-desphenyl	µg/l	0.184 ± 0.00905	0.187 ± 0.056	0.0202	102	0.14
Chloridazon-methyl-desphenyl	µg/l	0.192 ± 0.0131	0.207 ± 0.062	0.0249	108	0.62
Clopyralid	µg/l	0.328 ± 0.0242	- ± -	0.082	-	-
Cyanazine	µg/l	0.355 ± 0.0315	0.401 ± 0.12	0.0497	113	0.93
Dimethenamide	µg/l	0.395 ± 0.0235	0.337 ± 0.101	0.0395	85.4	-1.46
Diuron	µg/l	0.403 ± 0.0233	0.387 ± 0.116	0.0524	96	-0.30
Metolachlor	µg/l	0.538 ± 0.0212	0.511 ± 0.153	0.0807	95	-0.33
N,N-Dimethylsulfamide (DMS)	µg/l	0.234 ± 0.0187	- ± -	0.0351	-	-
Nicosulfurone	µg/l	0.55 ± 0.0821	0.406 ± 0.122	0.138	73.8	-1.05
Prometryn	µg/l	0.786 ± 0.0212	0.831 ± 0.249	0.102	106	0.45
Propazine	µg/l	0.151 ± 0.00723	0.166 ± 0.05	0.0196	110	0.76
Sebuthylazine	µg/l	0.666 ± 0.0444	0.745 ± 0.223	0.062	112	1.27
Simazine	µg/l	0.346 ± 0.0182	0.388 ± 0.116	0.038	112	1.11
Terbuthylazine	µg/l	0.205 ± 0.00756	0.206 ± 0.062	0.0226	100	0.03
Terbuthylazine-desethyl	µg/l	0.907 ± 0.0454	0.954 ± 0.286	0.0998	105	0.47
Terbutryn	µg/l	0.945 ± 0.0336	1 ± 0.3	0.0945	106	0.58

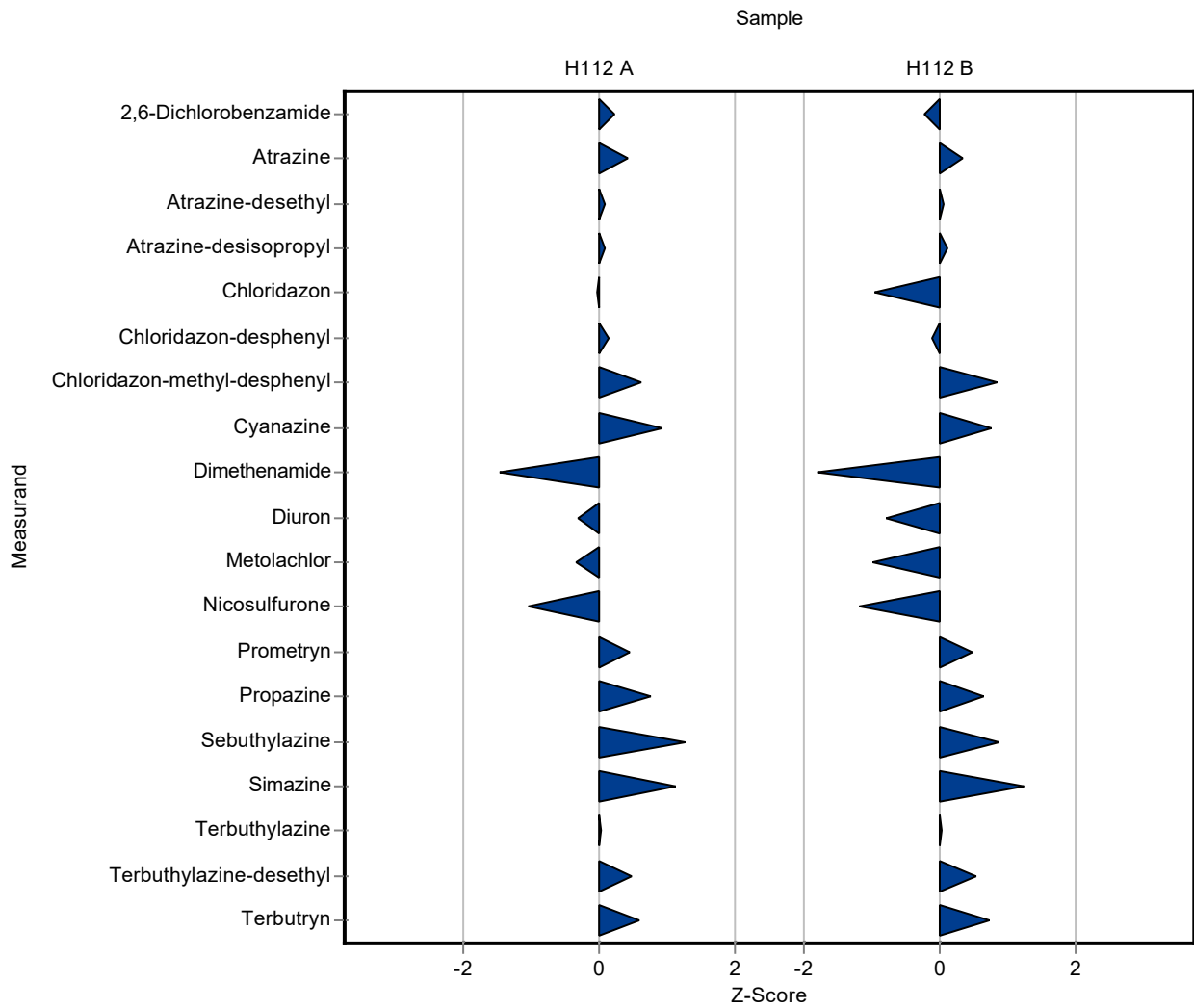
Sample: H112B

Parameter	Unit	Assigned value ± U (k=2)	Result ± U	Criterion	Recovery [%]	z-Score
2,6-Dichlorobenzamide	µg/l	0.688 ± 0.032	0.666 ± 0.2	0.103	96.8	-0.21
Alachlor	µg/l	0.758 ± 0.0436	- ± -	0.091	-	-

Summary of results Pesticides H112

Labcode: LC0005

Parameter	Unit	Assigned value ± U (k=2)	Result ± U	Criterion	Recovery [%]	z-Score
Atrazine	µg/l	0.454 ± 0.0112	0.471 ± 0.141	0.05	104	0.34
Atrazine-desethyl	µg/l	0.378 ± 0.0112	0.381 ± 0.114	0.0454	101	0.07
Atrazine-desethyl-desisopropyl	µg/l	0.462 ± 0.0744	- ± -	0.143	-	-
Atrazine-desisopropyl	µg/l	0.814 ± 0.0348	0.827 ± 0.248	0.114	102	0.12
Bromacil	µg/l	0.368 ± 0.0277	- ± -	0.0515	-	-
Chloridazon	µg/l	0.645 ± 0.0188	0.565 ± 0.17	0.0838	87.6	-0.95
Chloridazon-desphenyl	µg/l	0.373 ± 0.0223	0.369 ± 0.111	0.0411	98.8	-0.11
Chloridazon-methyl-desphenyl	µg/l	0.231 ± 0.0163	0.257 ± 0.077	0.03	111	0.86
Clopyralid	µg/l	0.532 ± 0.0371	- ± -	0.133	-	-
Cyanazine	µg/l	0.587 ± 0.0503	0.651 ± 0.195	0.0822	111	0.77
Dimethenamide	µg/l	0.324 ± 0.0279	0.266 ± 0.08	0.0324	82.1	-1.79
Diuron	µg/l	0.85 ± 0.0429	0.763 ± 0.229	0.11	89.8	-0.79
Metolachlor	µg/l	0.264 ± 0.0101	0.226 ± 0.068	0.0397	85.5	-0.97
N,N-Dimethylsulfamide (DMS)	µg/l	0.463 ± 0.035	- ± -	0.0695	-	-
Nicosulfurone	µg/l	0.286 ± 0.0164	0.202 ± 0.061	0.0715	70.6	-1.17
Prometryn	µg/l	0.623 ± 0.0317	0.661 ± 0.198	0.081	106	0.47
Propazine	µg/l	0.693 ± 0.0295	0.752 ± 0.226	0.0901	109	0.65
Sebuthylazine	µg/l	0.303 ± 0.0101	0.328 ± 0.098	0.0282	108	0.87
Simazine	µg/l	0.654 ± 0.0324	0.744 ± 0.223	0.0719	114	1.26
Terbuthylazine	µg/l	0.422 ± 0.013	0.423 ± 0.127	0.0464	100	0.02
Terbuthylazine-desethyl	µg/l	0.375 ± 0.0142	0.397 ± 0.119	0.0413	106	0.53
Terbutryn	µg/l	0.925 ± 0.0309	0.993 ± 0.298	0.0925	107	0.74



Summary of results Pesticides H112 - En-Score

Labcode: LC0005

Sample: H112A

Parameter	Unit	Assigned value ± U (k=2)	Result ± U	Criterion	Recovery [%]	En-Score
2,6-Dichlorobenzamide	µg/l	0.556 ± 0.022	0.575 ± 0.173	0.0835	103	0.05
Alachlor	µg/l	0.791 ± 0.0409	- ± -	0.095	-	-
Atrazine	µg/l	0.622 ± 0.0167	0.65 ± 0.195	0.0684	105	0.07
Atrazine-desethyl	µg/l	1 ± 0.0338	1.01 ± 0.302	0.12	101	0.02
Atrazine-desethyl-desisopropyl	µg/l	- ± -	- ± -	-	-	-
Atrazine-desisopropyl	µg/l	0.39 ± 0.0172	0.395 ± 0.118	0.0546	101	0.02
Bromacil	µg/l	0.182 ± 0.00763	- ± -	0.0255	-	-
Chloridazon	µg/l	0.599 ± 0.0137	0.597 ± 0.179	0.0778	99.7	0.00
Chloridazon-desphenyl	µg/l	0.184 ± 0.00905	0.187 ± 0.056	0.0202	102	0.03
Chloridazon-methyl-desphenyl	µg/l	0.192 ± 0.0131	0.207 ± 0.062	0.0249	108	0.12
Clopyralid	µg/l	0.328 ± 0.0242	- ± -	0.082	-	-
Cyanazine	µg/l	0.355 ± 0.0315	0.401 ± 0.12	0.0497	113	0.19
Dimethenamide	µg/l	0.395 ± 0.0235	0.337 ± 0.101	0.0395	85.4	-0.28
Diuron	µg/l	0.403 ± 0.0233	0.387 ± 0.116	0.0524	96	-0.07
Metolachlor	µg/l	0.538 ± 0.0212	0.511 ± 0.153	0.0807	95	-0.09
N,N-Dimethylsulfamide (DMS)	µg/l	0.234 ± 0.0187	- ± -	0.0351	-	-
Nicosulfurone	µg/l	0.55 ± 0.0821	0.406 ± 0.122	0.138	73.8	-0.56
Prometryn	µg/l	0.786 ± 0.0212	0.831 ± 0.249	0.102	106	0.09
Propazine	µg/l	0.151 ± 0.00723	0.166 ± 0.05	0.0196	110	0.15
Sebuthylazine	µg/l	0.666 ± 0.0444	0.745 ± 0.223	0.062	112	0.18
Simazine	µg/l	0.346 ± 0.0182	0.388 ± 0.116	0.038	112	0.18
Terbuthylazine	µg/l	0.205 ± 0.00756	0.206 ± 0.062	0.0226	100	0.00
Terbuthylazine-desethyl	µg/l	0.907 ± 0.0454	0.954 ± 0.286	0.0998	105	0.08
Terbutryn	µg/l	0.945 ± 0.0336	1 ± 0.3	0.0945	106	0.09

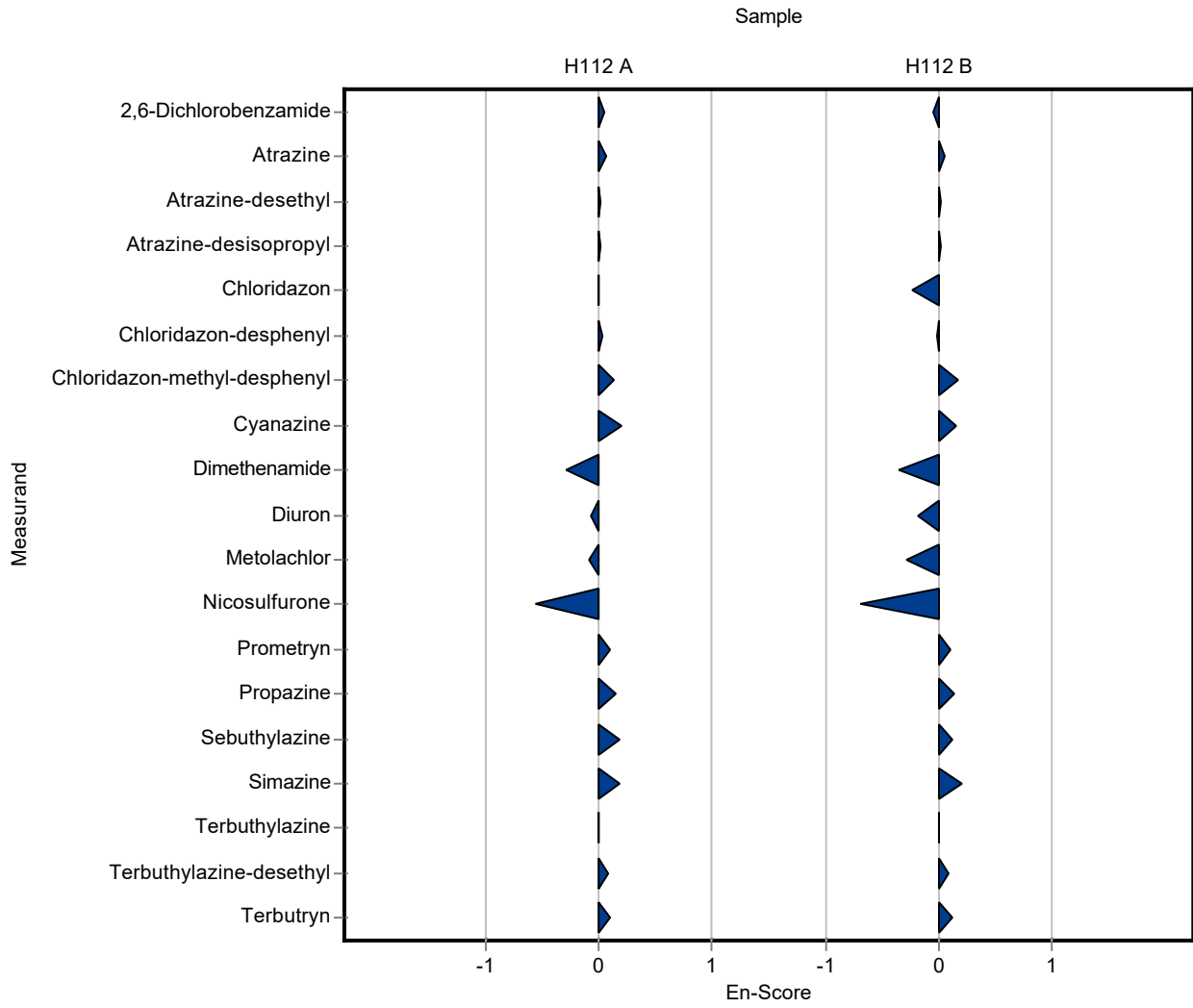
Sample: H112B

Parameter	Unit	Assigned value ± U (k=2)	Result ± U	Criterion	Recovery [%]	En-Score
2,6-Dichlorobenzamide	µg/l	0.688 ± 0.032	0.666 ± 0.2	0.103	96.8	-0.05
Alachlor	µg/l	0.758 ± 0.0436	- ± -	0.091	-	-

Summary of results Pesticides H112 - En-Score

Labcode: LC0005

Parameter	Unit	Assigned value ± U (k=2)	Result ± U	Criterion	Recovery [%]	En-Score
Atrazine	µg/l	0.454 ± 0.0112	0.471 ± 0.141	0.05	104	0.06
Atrazine-desethyl	µg/l	0.378 ± 0.0112	0.381 ± 0.114	0.0454	101	0.01
Atrazine-desethyl-desisopropyl	µg/l	0.462 ± 0.0744	- ± -	0.143	-	-
Atrazine-desisopropyl	µg/l	0.814 ± 0.0348	0.827 ± 0.248	0.114	102	0.03
Bromacil	µg/l	0.368 ± 0.0277	- ± -	0.0515	-	-
Chloridazon	µg/l	0.645 ± 0.0188	0.565 ± 0.17	0.0838	87.6	-0.23
Chloridazon-desphenyl	µg/l	0.373 ± 0.0223	0.369 ± 0.111	0.0411	98.8	-0.02
Chloridazon-methyl-desphenyl	µg/l	0.231 ± 0.0163	0.257 ± 0.077	0.03	111	0.17
Clopyralid	µg/l	0.532 ± 0.0371	- ± -	0.133	-	-
Cyanazine	µg/l	0.587 ± 0.0503	0.651 ± 0.195	0.0822	111	0.16
Dimethenamide	µg/l	0.324 ± 0.0279	0.266 ± 0.08	0.0324	82.1	-0.36
Diuron	µg/l	0.85 ± 0.0429	0.763 ± 0.229	0.11	89.8	-0.19
Metolachlor	µg/l	0.264 ± 0.0101	0.226 ± 0.068	0.0397	85.5	-0.28
N,N-Dimethylsulfamide (DMS)	µg/l	0.463 ± 0.035	- ± -	0.0695	-	-
Nicosulfurone	µg/l	0.286 ± 0.0164	0.202 ± 0.061	0.0715	70.6	-0.68
Prometryn	µg/l	0.623 ± 0.0317	0.661 ± 0.198	0.081	106	0.10
Propazine	µg/l	0.693 ± 0.0295	0.752 ± 0.226	0.0901	109	0.13
Sebuthylazine	µg/l	0.303 ± 0.0101	0.328 ± 0.098	0.0282	108	0.13
Simazine	µg/l	0.654 ± 0.0324	0.744 ± 0.223	0.0719	114	0.20
Terbuthylazine	µg/l	0.422 ± 0.013	0.423 ± 0.127	0.0464	100	0.00
Terbuthylazine-desethyl	µg/l	0.375 ± 0.0142	0.397 ± 0.119	0.0413	106	0.09
Terbutryn	µg/l	0.925 ± 0.0309	0.993 ± 0.298	0.0925	107	0.11



Summary of results Pesticides H112

Labcode: LC0006

Sample: H112A

Parameter	Unit	Assigned value ± U (k=2)	Result ± U	Criterion	Recovery [%]	z-Score
2,6-Dichlorobenzamide	µg/l	0.556 ± 0.022	0.484 ± 0.097	0.0835	87	-0.87
Alachlor	µg/l	0.791 ± 0.0409	0.782 ± 0.156	0.095	98.8	-0.10
Atrazine	µg/l	0.622 ± 0.0167	0.583 ± 0.117	0.0684	93.7	-0.57
Atrazine-desethyl	µg/l	1 ± 0.0338	0.939 ± 0.188	0.12	93.9	-0.51
Atrazine-desethyl-desisopropyl	µg/l	- ± -	0.509 ± 0.102	-	-	-
Atrazine-desisopropyl	µg/l	0.39 ± 0.0172	0.357 ± 0.071	0.0546	91.5	-0.61
Bromacil	µg/l	0.182 ± 0.00763	0.168 ± 0.034	0.0255	92.3	-0.55
Chloridazon	µg/l	0.599 ± 0.0137	0.622 ± 0.124	0.0778	104	0.30
Chloridazon-desphenyl	µg/l	0.184 ± 0.00905	<1 (LOQ) ± -	0.0202	-	-
Chloridazon-methyl-desphenyl	µg/l	0.192 ± 0.0131	0.279 ± 0.056	0.0249	146	3.51
Clopyralid	µg/l	0.328 ± 0.0242	0.355 ± 0.089	0.082	108	0.33
Cyanazine	µg/l	0.355 ± 0.0315	0.299 ± 0.06	0.0497	84.3	-1.12
Dimethenamide	µg/l	0.395 ± 0.0235	0.338 ± 0.068	0.0395	85.7	-1.43
Diuron	µg/l	0.403 ± 0.0233	0.437 ± 0.087	0.0524	108	0.65
Metolachlor	µg/l	0.538 ± 0.0212	0.52 ± 0.104	0.0807	96.7	-0.22
N,N-Dimethylsulfamide (DMS)	µg/l	0.234 ± 0.0187	<1 (LOQ) ± -	0.0351	-	-
Nicosulfurone	µg/l	0.55 ± 0.0821	- ± -	0.138	-	-
Prometryn	µg/l	0.786 ± 0.0212	0.729 ± 0.146	0.102	92.8	-0.55
Propazine	µg/l	0.151 ± 0.00723	0.149 ± 0.03	0.0196	98.7	-0.10
Sebuthylazine	µg/l	0.666 ± 0.0444	0.647 ± 0.129	0.062	97.1	-0.31
Simazine	µg/l	0.346 ± 0.0182	0.323 ± 0.065	0.038	93.4	-0.60
Terbuthylazine	µg/l	0.205 ± 0.00756	0.2 ± 0.04	0.0226	97.4	-0.24
Terbuthylazine-desethyl	µg/l	0.907 ± 0.0454	0.952 ± 0.19	0.0998	105	0.45
Terbutryn	µg/l	0.945 ± 0.0336	0.988 ± 0.198	0.0945	105	0.46

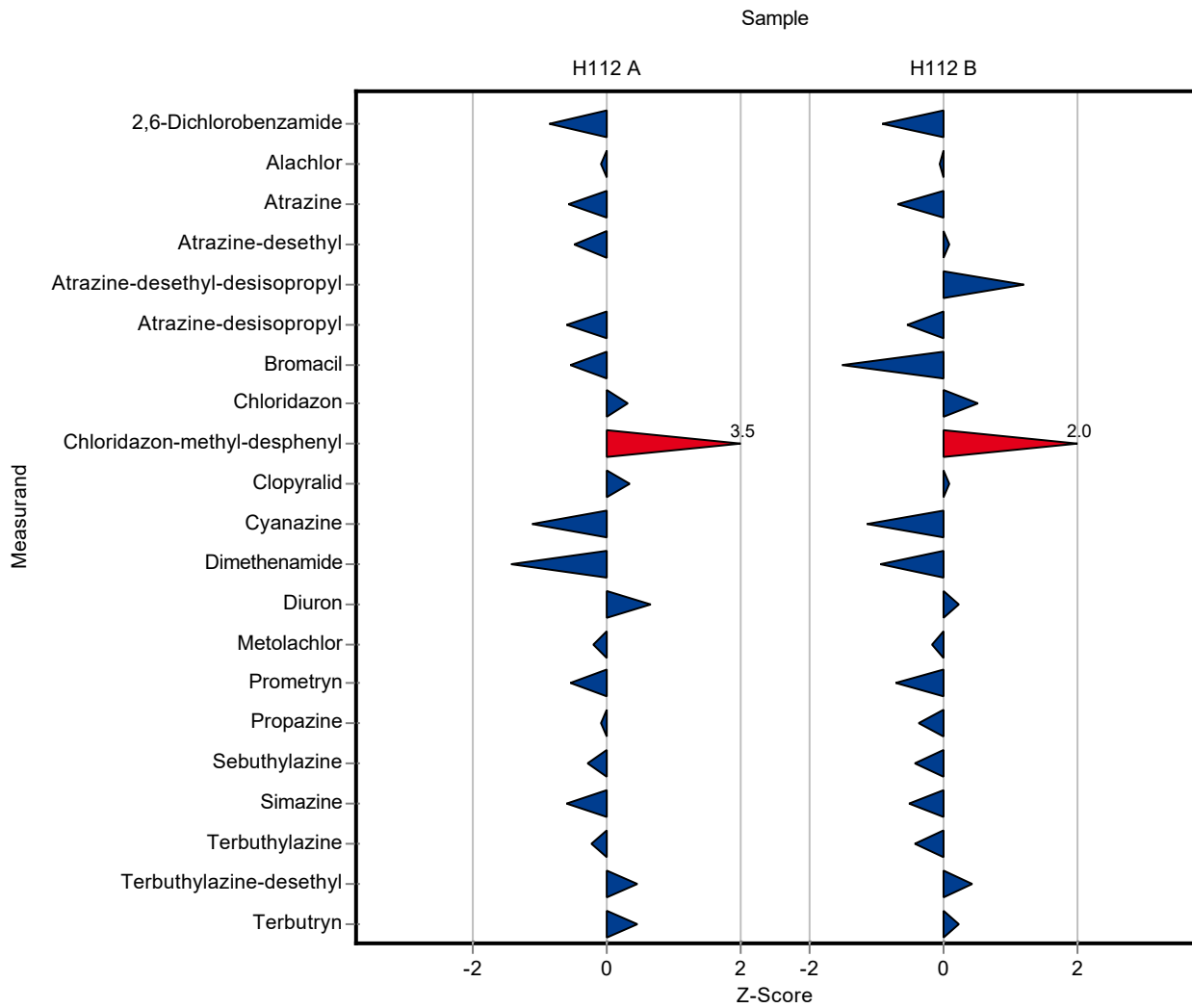
Sample: H112B

Parameter	Unit	Assigned value ± U (k=2)	Result ± U	Criterion	Recovery [%]	z-Score
2,6-Dichlorobenzamide	µg/l	0.688 ± 0.032	0.594 ± 0.119	0.103	86.3	-0.91
Alachlor	µg/l	0.758 ± 0.0436	0.753 ± 0.151	0.091	99.3	-0.06

Summary of results Pesticides H112

Labcode: LC0006

Parameter	Unit	Assigned value ± U (k=2)	Result ± U	Criterion	Recovery [%]	z-Score
Atrazine	µg/l	0.454 ± 0.0112	0.42 ± 0.084	0.05	92.5	-0.68
Atrazine-desethyl	µg/l	0.378 ± 0.0112	0.382 ± 0.076	0.0454	101	0.09
Atrazine-desethyl-desisopropyl	µg/l	0.462 ± 0.0744	0.635 ± 0.127	0.143	137	1.21
Atrazine-desisopropyl	µg/l	0.814 ± 0.0348	0.752 ± 0.15	0.114	92.4	-0.54
Bromacil	µg/l	0.368 ± 0.0277	0.29 ± 0.058	0.0515	78.8	-1.51
Chloridazon	µg/l	0.645 ± 0.0188	0.688 ± 0.138	0.0838	107	0.52
Chloridazon-desphenyl	µg/l	0.373 ± 0.0223	<1 (LOQ) ± -	0.0411	-	-
Chloridazon-methyl-desphenyl	µg/l	0.231 ± 0.0163	0.292 ± 0.058	0.03	126	2.03
Clopyralid	µg/l	0.532 ± 0.0371	0.545 ± 0.1363	0.133	102	0.09
Cyanazine	µg/l	0.587 ± 0.0503	0.495 ± 0.099	0.0822	84.3	-1.12
Dimethenamide	µg/l	0.324 ± 0.0279	0.294 ± 0.059	0.0324	90.8	-0.92
Diuron	µg/l	0.85 ± 0.0429	0.876 ± 0.175	0.11	103	0.24
Metolachlor	µg/l	0.264 ± 0.0101	0.258 ± 0.052	0.0397	97.6	-0.16
N,N-Dimethylsulfamide (DMS)	µg/l	0.463 ± 0.035	<1 (LOQ) ± -	0.0695	-	-
Nicosulfurone	µg/l	0.286 ± 0.0164	- ± -	0.0715	-	-
Prometryn	µg/l	0.623 ± 0.0317	0.567 ± 0.113	0.081	91.1	-0.69
Propazine	µg/l	0.693 ± 0.0295	0.66 ± 0.132	0.0901	95.2	-0.37
Sebuthylazine	µg/l	0.303 ± 0.0101	0.292 ± 0.058	0.0282	96.2	-0.41
Simazine	µg/l	0.654 ± 0.0324	0.617 ± 0.123	0.0719	94.4	-0.51
Terbuthylazine	µg/l	0.422 ± 0.013	0.403 ± 0.081	0.0464	95.5	-0.41
Terbuthylazine-desethyl	µg/l	0.375 ± 0.0142	0.393 ± 0.079	0.0413	105	0.43
Terbutryn	µg/l	0.925 ± 0.0309	0.948 ± 0.19	0.0925	102	0.25



Sample: H112A

Parameter	Unit	Assigned value ± U (k=2)	Result ± U	Criterion	Recovery [%]	En-Score
2,6-Dichlorobenzamide	µg/l	0.556 ± 0.022	0.484 ± 0.097	0.0835	87	-0.37
Alachlor	µg/l	0.791 ± 0.0409	0.782 ± 0.156	0.095	98.8	-0.03
Atrazine	µg/l	0.622 ± 0.0167	0.583 ± 0.117	0.0684	93.7	-0.17
Atrazine-desethyl	µg/l	1 ± 0.0338	0.939 ± 0.188	0.12	93.9	-0.16
Atrazine-desethyl-desisopropyl	µg/l	- ± -	0.509 ± 0.102	-	-	-
Atrazine-desisopropyl	µg/l	0.39 ± 0.0172	0.357 ± 0.071	0.0546	91.5	-0.23
Bromacil	µg/l	0.182 ± 0.00763	0.168 ± 0.034	0.0255	92.3	-0.20
Chloridazon	µg/l	0.599 ± 0.0137	0.622 ± 0.124	0.0778	104	0.09
Chloridazon-desphenyl	µg/l	0.184 ± 0.00905	<1 (LOQ) ± -	0.0202	-	-
Chloridazon-methyl-desphenyl	µg/l	0.192 ± 0.0131	0.279 ± 0.056	0.0249	146	0.78
Clopyralid	µg/l	0.328 ± 0.0242	0.355 ± 0.089	0.082	108	0.15
Cyanazine	µg/l	0.355 ± 0.0315	0.299 ± 0.06	0.0497	84.3	-0.45
Dimethenamide	µg/l	0.395 ± 0.0235	0.338 ± 0.068	0.0395	85.7	-0.41
Diuron	µg/l	0.403 ± 0.0233	0.437 ± 0.087	0.0524	108	0.19
Metolachlor	µg/l	0.538 ± 0.0212	0.52 ± 0.104	0.0807	96.7	-0.09
N,N-Dimethylsulfamide (DMS)	µg/l	0.234 ± 0.0187	<1 (LOQ) ± -	0.0351	-	-
Nicosulfurone	µg/l	0.55 ± 0.0821	- ± -	0.138	-	-
Prometryn	µg/l	0.786 ± 0.0212	0.729 ± 0.146	0.102	92.8	-0.19
Propazine	µg/l	0.151 ± 0.00723	0.149 ± 0.03	0.0196	98.7	-0.03
Sebuthylazine	µg/l	0.666 ± 0.0444	0.647 ± 0.129	0.062	97.1	-0.07
Simazine	µg/l	0.346 ± 0.0182	0.323 ± 0.065	0.038	93.4	-0.17
Terbuthylazine	µg/l	0.205 ± 0.00756	0.2 ± 0.04	0.0226	97.4	-0.07
Terbuthylazine-desethyl	µg/l	0.907 ± 0.0454	0.952 ± 0.19	0.0998	105	0.12
Terbutryn	µg/l	0.945 ± 0.0336	0.988 ± 0.198	0.0945	105	0.11

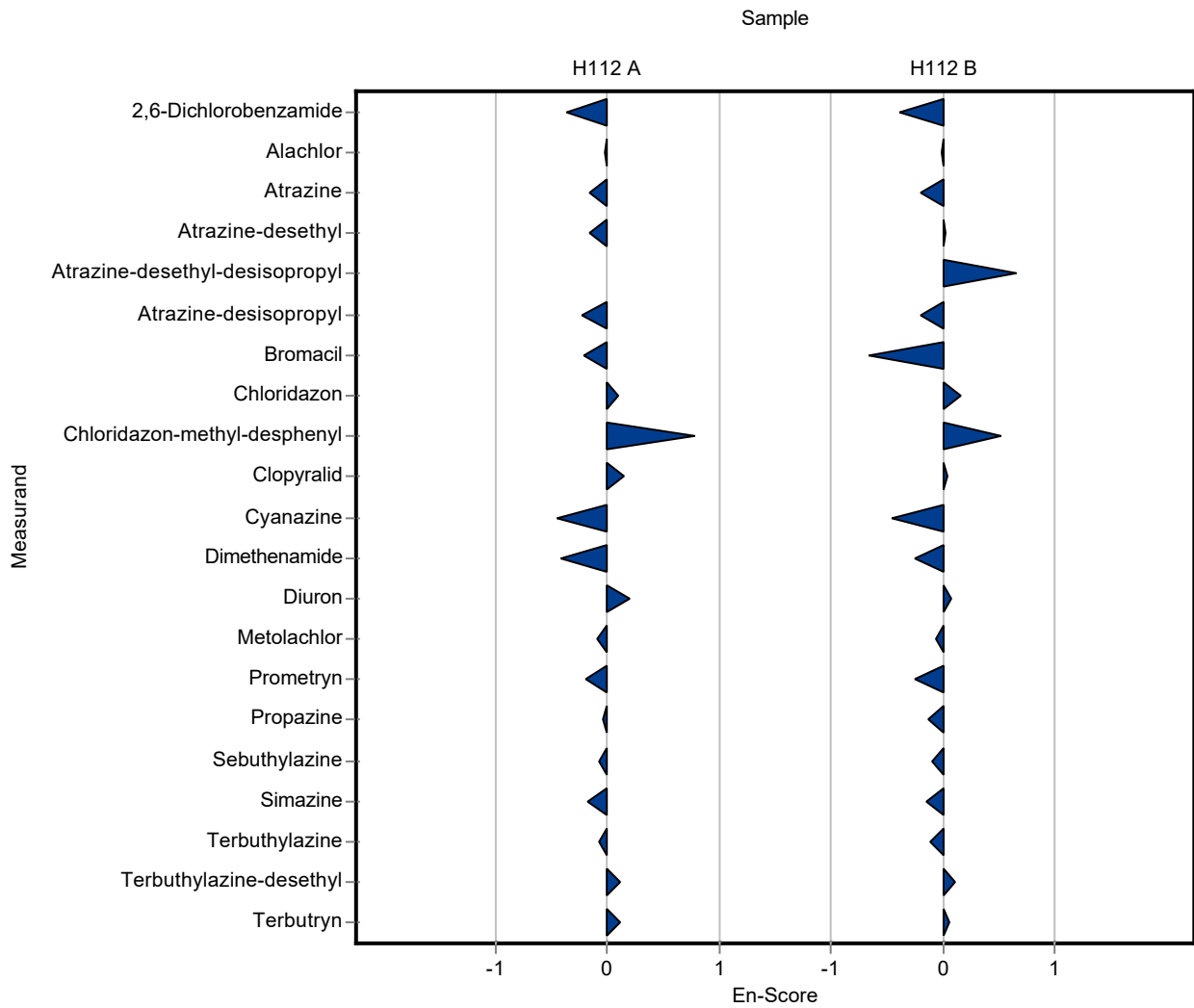
Sample: H112B

Parameter	Unit	Assigned value ± U (k=2)	Result ± U	Criterion	Recovery [%]	En-Score
2,6-Dichlorobenzamide	µg/l	0.688 ± 0.032	0.594 ± 0.119	0.103	86.3	-0.39
Alachlor	µg/l	0.758 ± 0.0436	0.753 ± 0.151	0.091	99.3	-0.02

Summary of results Pesticides H112 - En-Score

Labcode: LC0006

Parameter	Unit	Assigned value ± U (k=2)	Result ± U	Criterion	Recovery [%]	En-Score
Atrazine	µg/l	0.454 ± 0.0112	0.42 ± 0.084	0.05	92.5	-0.20
Atrazine-desethyl	µg/l	0.378 ± 0.0112	0.382 ± 0.076	0.0454	101	0.03
Atrazine-desethyl-desisopropyl	µg/l	0.462 ± 0.0744	0.635 ± 0.127	0.143	137	0.65
Atrazine-desisopropyl	µg/l	0.814 ± 0.0348	0.752 ± 0.15	0.114	92.4	-0.20
Bromacil	µg/l	0.368 ± 0.0277	0.29 ± 0.058	0.0515	78.8	-0.65
Chloridazon	µg/l	0.645 ± 0.0188	0.688 ± 0.138	0.0838	107	0.16
Chloridazon-desphenyl	µg/l	0.373 ± 0.0223	<1 (LOQ) ± -	0.0411	-	-
Chloridazon-methyl-desphenyl	µg/l	0.231 ± 0.0163	0.292 ± 0.058	0.03	126	0.52
Clopyralid	µg/l	0.532 ± 0.0371	0.545 ± 0.1363	0.133	102	0.05
Cyanazine	µg/l	0.587 ± 0.0503	0.495 ± 0.099	0.0822	84.3	-0.45
Dimethenamide	µg/l	0.324 ± 0.0279	0.294 ± 0.059	0.0324	90.8	-0.25
Diuron	µg/l	0.85 ± 0.0429	0.876 ± 0.175	0.11	103	0.07
Metolachlor	µg/l	0.264 ± 0.0101	0.258 ± 0.052	0.0397	97.6	-0.06
N,N-Dimethylsulfamide (DMS)	µg/l	0.463 ± 0.035	<1 (LOQ) ± -	0.0695	-	-
Nicosulfurone	µg/l	0.286 ± 0.0164	- ± -	0.0715	-	-
Prometryn	µg/l	0.623 ± 0.0317	0.567 ± 0.113	0.081	91.1	-0.24
Propazine	µg/l	0.693 ± 0.0295	0.66 ± 0.132	0.0901	95.2	-0.12
Sebuthylazine	µg/l	0.303 ± 0.0101	0.292 ± 0.058	0.0282	96.2	-0.10
Simazine	µg/l	0.654 ± 0.0324	0.617 ± 0.123	0.0719	94.4	-0.15
Terbuthylazine	µg/l	0.422 ± 0.013	0.403 ± 0.081	0.0464	95.5	-0.12
Terbuthylazine-desethyl	µg/l	0.375 ± 0.0142	0.393 ± 0.079	0.0413	105	0.11
Terbutryn	µg/l	0.925 ± 0.0309	0.948 ± 0.19	0.0925	102	0.06



Summary of results Pesticides H112

Labcode: LC0007

Sample: H112A

Parameter	Unit	Assigned value ± U (k=2)	Result ± U	Criterion	Recovery [%]	z-Score
2,6-Dichlorobenzamide	µg/l	0.556 ± 0.022	0.586 ± 0.117	0.0835	105	0.35
Alachlor	µg/l	0.791 ± 0.0409	0.794 ± 0.159	0.095	100	0.03
Atrazine	µg/l	0.622 ± 0.0167	0.58 ± 0.116	0.0684	93.3	-0.61
Atrazine-desethyl	µg/l	1 ± 0.0338	0.979 ± 0.196	0.12	97.9	-0.17
Atrazine-desethyl-desisopropyl	µg/l	- ± -	- ± -	-	-	-
Atrazine-desisopropyl	µg/l	0.39 ± 0.0172	0.37 ± 0.074	0.0546	94.8	-0.37
Bromacil	µg/l	0.182 ± 0.00763	0.208 ± 0.042	0.0255	114	1.02
Chloridazon	µg/l	0.599 ± 0.0137	0.566 ± 0.113	0.0778	94.5	-0.42
Chloridazon-desphenyl	µg/l	0.184 ± 0.00905	0.167 ± 0.033	0.0202	90.7	-0.84
Chloridazon-methyl-desphenyl	µg/l	0.192 ± 0.0131	0.156 ± 0.031	0.0249	81.4	-1.43
Clopyralid	µg/l	0.328 ± 0.0242	0.328 ± 0.066	0.082	100	0.00
Cyanazine	µg/l	0.355 ± 0.0315	0.319 ± 0.064	0.0497	89.9	-0.72
Dimethenamide	µg/l	0.395 ± 0.0235	0.247 ± 0.049	0.0395	62.6	-3.74
Diuron	µg/l	0.403 ± 0.0233	0.342 ± 0.068	0.0524	84.9	-1.16
Metolachlor	µg/l	0.538 ± 0.0212	0.513 ± 0.103	0.0807	95.4	-0.31
N,N-Dimethylsulfamide (DMS)	µg/l	0.234 ± 0.0187	0.204 ± 0.041	0.0351	87.2	-0.85
Nicosulfurone	µg/l	0.55 ± 0.0821	0.361 ± 0.072	0.138	65.6	-1.38
Prometryn	µg/l	0.786 ± 0.0212	0.428 ± 0.086	0.102	54.5	-3.50
Propazine	µg/l	0.151 ± 0.00723	0.144 ± 0.029	0.0196	95.4	-0.36
Sebuthylazine	µg/l	0.666 ± 0.0444	0.665 ± 0.133	0.062	99.8	-0.02
Simazine	µg/l	0.346 ± 0.0182	0.326 ± 0.065	0.038	94.2	-0.52
Terbuthylazine	µg/l	0.205 ± 0.00756	0.179 ± 0.036	0.0226	87.1	-1.17
Terbuthylazine-desethyl	µg/l	0.907 ± 0.0454	0.893 ± 0.179	0.0998	98.4	-0.14
Terbutryn	µg/l	0.945 ± 0.0336	0.846 ± 0.169	0.0945	89.5	-1.05

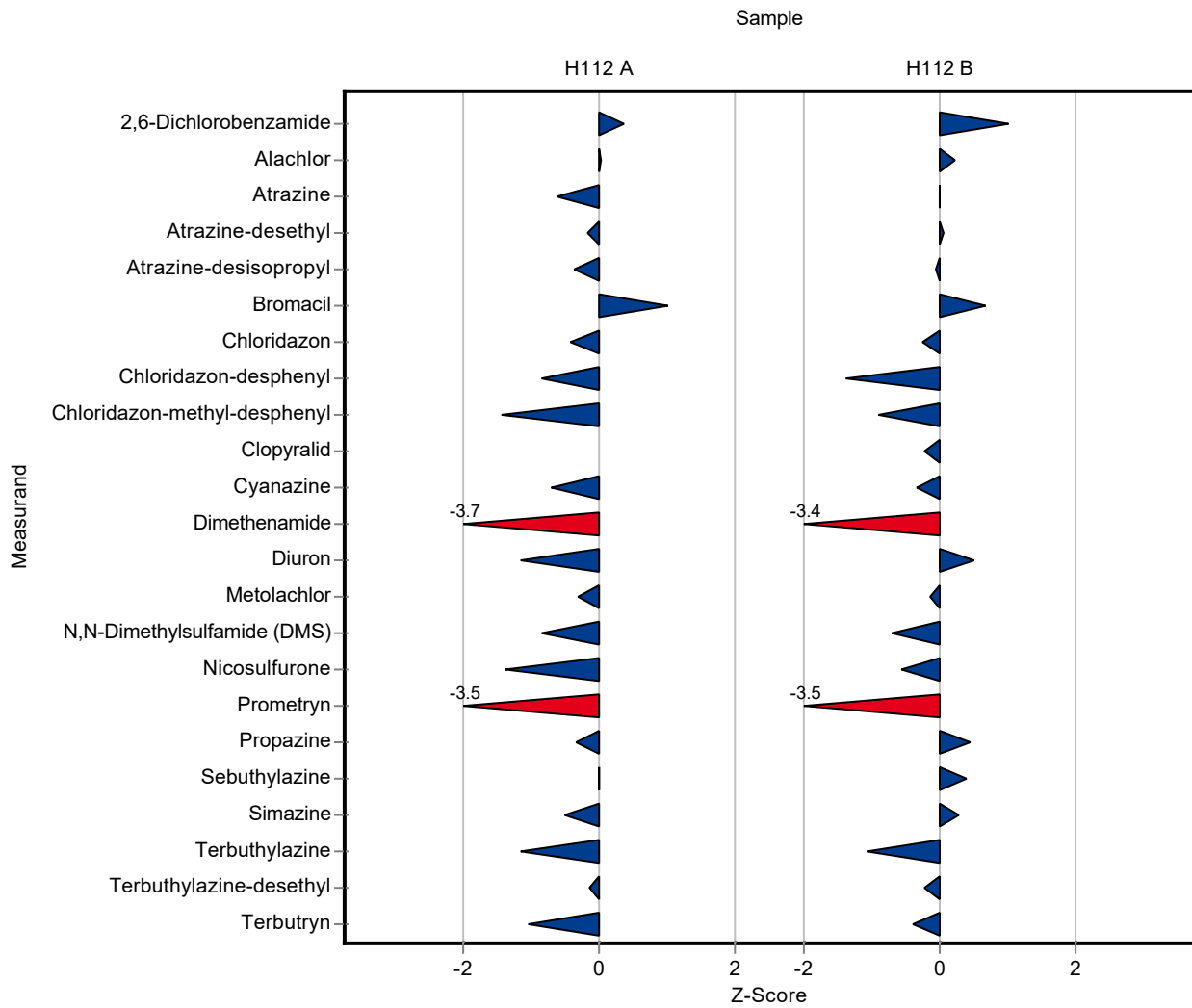
Sample: H112B

Parameter	Unit	Assigned value ± U (k=2)	Result ± U	Criterion	Recovery [%]	z-Score
2,6-Dichlorobenzamide	µg/l	0.688 ± 0.032	0.792 ± 0.158	0.103	115	1.01
Alachlor	µg/l	0.758 ± 0.0436	0.778 ± 0.156	0.091	103	0.22

Summary of results Pesticides H112

Labcode: LC0007

Parameter	Unit	Assigned value ± U (k=2)	Result ± U	Criterion	Recovery [%]	z-Score
Atrazine	µg/l	0.454 ± 0.0112	0.455 ± 0.091	0.05	100	0.02
Atrazine-desethyl	µg/l	0.378 ± 0.0112	0.381 ± 0.076	0.0454	101	0.07
Atrazine-desethyl-desisopropyl	µg/l	0.462 ± 0.0744	- ± -	0.143	-	-
Atrazine-desisopropyl	µg/l	0.814 ± 0.0348	0.808 ± 0.162	0.114	99.3	-0.05
Bromacil	µg/l	0.368 ± 0.0277	0.403 ± 0.081	0.0515	110	0.68
Chloridazon	µg/l	0.645 ± 0.0188	0.623 ± 0.125	0.0838	96.6	-0.26
Chloridazon-desphenyl	µg/l	0.373 ± 0.0223	0.317 ± 0.063	0.0411	84.9	-1.37
Chloridazon-methyl-desphenyl	µg/l	0.231 ± 0.0163	0.204 ± 0.041	0.03	88.3	-0.90
Clopyralid	µg/l	0.532 ± 0.0371	0.505 ± 0.101	0.133	94.9	-0.21
Cyanazine	µg/l	0.587 ± 0.0503	0.561 ± 0.112	0.0822	95.5	-0.32
Dimethenamide	µg/l	0.324 ± 0.0279	0.213 ± 0.043	0.0324	65.8	-3.42
Diuron	µg/l	0.85 ± 0.0429	0.906 ± 0.181	0.11	107	0.51
Metolachlor	µg/l	0.264 ± 0.0101	0.259 ± 0.052	0.0397	98	-0.14
N,N-Dimethylsulfamide (DMS)	µg/l	0.463 ± 0.035	0.414 ± 0.083	0.0695	89.4	-0.71
Nicosulfurone	µg/l	0.286 ± 0.0164	0.246 ± 0.049	0.0715	86	-0.56
Prometryn	µg/l	0.623 ± 0.0317	0.339 ± 0.068	0.081	54.4	-3.50
Propazine	µg/l	0.693 ± 0.0295	0.734 ± 0.147	0.0901	106	0.45
Sebuthylazine	µg/l	0.303 ± 0.0101	0.315 ± 0.063	0.0282	104	0.41
Simazine	µg/l	0.654 ± 0.0324	0.675 ± 0.135	0.0719	103	0.30
Terbuthylazine	µg/l	0.422 ± 0.013	0.373 ± 0.075	0.0464	88.4	-1.06
Terbuthylazine-desethyl	µg/l	0.375 ± 0.0142	0.366 ± 0.073	0.0413	97.5	-0.22
Terbutryn	µg/l	0.925 ± 0.0309	0.89 ± 0.178	0.0925	96.2	-0.38



Summary of results Pesticides H112 - En-Score

Labcode: LC0007

Sample: H112A

Parameter	Unit	Assigned value ± U (k=2)	Result ± U	Criterion	Recovery [%]	En-Score
2,6-Dichlorobenzamide	µg/l	0.556 ± 0.022	0.586 ± 0.117	0.0835	105	0.13
Alachlor	µg/l	0.791 ± 0.0409	0.794 ± 0.159	0.095	100	0.01
Atrazine	µg/l	0.622 ± 0.0167	0.58 ± 0.116	0.0684	93.3	-0.18
Atrazine-desethyl	µg/l	1 ± 0.0338	0.979 ± 0.196	0.12	97.9	-0.05
Atrazine-desethyl-desisopropyl	µg/l	- ± -	- ± -	-	-	-
Atrazine-desisopropyl	µg/l	0.39 ± 0.0172	0.37 ± 0.074	0.0546	94.8	-0.14
Bromacil	µg/l	0.182 ± 0.00763	0.208 ± 0.042	0.0255	114	0.31
Chloridazon	µg/l	0.599 ± 0.0137	0.566 ± 0.113	0.0778	94.5	-0.14
Chloridazon-desphenyl	µg/l	0.184 ± 0.00905	0.167 ± 0.033	0.0202	90.7	-0.26
Chloridazon-methyl-desphenyl	µg/l	0.192 ± 0.0131	0.156 ± 0.031	0.0249	81.4	-0.56
Clopyralid	µg/l	0.328 ± 0.0242	0.328 ± 0.066	0.082	100	0.00
Cyanazine	µg/l	0.355 ± 0.0315	0.319 ± 0.064	0.0497	89.9	-0.27
Dimethenamide	µg/l	0.395 ± 0.0235	0.247 ± 0.049	0.0395	62.6	-1.46
Diuron	µg/l	0.403 ± 0.0233	0.342 ± 0.068	0.0524	84.9	-0.44
Metolachlor	µg/l	0.538 ± 0.0212	0.513 ± 0.103	0.0807	95.4	-0.12
N,N-Dimethylsulfamide (DMS)	µg/l	0.234 ± 0.0187	0.204 ± 0.041	0.0351	87.2	-0.35
Nicosulfurone	µg/l	0.55 ± 0.0821	0.361 ± 0.072	0.138	65.6	-1.14
Prometryn	µg/l	0.786 ± 0.0212	0.428 ± 0.086	0.102	54.5	-2.06
Propazine	µg/l	0.151 ± 0.00723	0.144 ± 0.029	0.0196	95.4	-0.12
Sebuthylazine	µg/l	0.666 ± 0.0444	0.665 ± 0.133	0.062	99.8	0.00
Simazine	µg/l	0.346 ± 0.0182	0.326 ± 0.065	0.038	94.2	-0.15
Terbuthylazine	µg/l	0.205 ± 0.00756	0.179 ± 0.036	0.0226	87.1	-0.36
Terbuthylazine-desethyl	µg/l	0.907 ± 0.0454	0.893 ± 0.179	0.0998	98.4	-0.04
Terbutryn	µg/l	0.945 ± 0.0336	0.846 ± 0.169	0.0945	89.5	-0.29

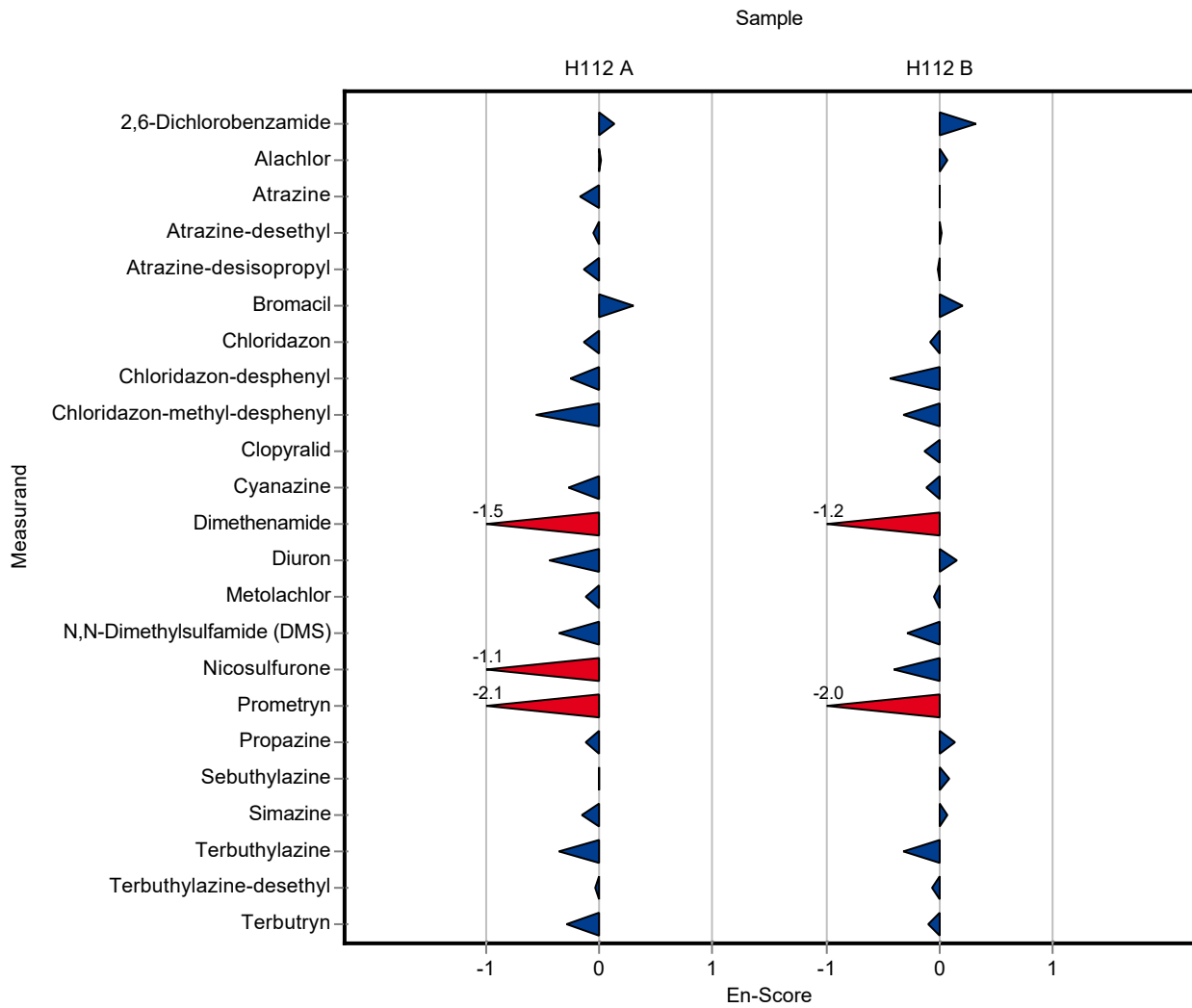
Sample: H112B

Parameter	Unit	Assigned value ± U (k=2)	Result ± U	Criterion	Recovery [%]	En-Score
2,6-Dichlorobenzamide	µg/l	0.688 ± 0.032	0.792 ± 0.158	0.103	115	0.33
Alachlor	µg/l	0.758 ± 0.0436	0.778 ± 0.156	0.091	103	0.06

Summary of results Pesticides H112 - En-Score

Labcode: LC0007

Parameter	Unit	Assigned value ± U (k=2)	Result ± U	Criterion	Recovery [%]	En-Score
Atrazine	µg/l	0.454 ± 0.0112	0.455 ± 0.091	0.05	100	0.00
Atrazine-desethyl	µg/l	0.378 ± 0.0112	0.381 ± 0.076	0.0454	101	0.02
Atrazine-desethyl-desisopropyl	µg/l	0.462 ± 0.0744	- ± -	0.143	-	-
Atrazine-desisopropyl	µg/l	0.814 ± 0.0348	0.808 ± 0.162	0.114	99.3	-0.02
Bromacil	µg/l	0.368 ± 0.0277	0.403 ± 0.081	0.0515	110	0.21
Chloridazon	µg/l	0.645 ± 0.0188	0.623 ± 0.125	0.0838	96.6	-0.09
Chloridazon-desphenyl	µg/l	0.373 ± 0.0223	0.317 ± 0.063	0.0411	84.9	-0.44
Chloridazon-methyl-desphenyl	µg/l	0.231 ± 0.0163	0.204 ± 0.041	0.03	88.3	-0.32
Clopyralid	µg/l	0.532 ± 0.0371	0.505 ± 0.101	0.133	94.9	-0.13
Cyanazine	µg/l	0.587 ± 0.0503	0.561 ± 0.112	0.0822	95.5	-0.12
Dimethenamide	µg/l	0.324 ± 0.0279	0.213 ± 0.043	0.0324	65.8	-1.23
Diuron	µg/l	0.85 ± 0.0429	0.906 ± 0.181	0.11	107	0.15
Metolachlor	µg/l	0.264 ± 0.0101	0.259 ± 0.052	0.0397	98	-0.05
N,N-Dimethylsulfamide (DMS)	µg/l	0.463 ± 0.035	0.414 ± 0.083	0.0695	89.4	-0.29
Nicosulfurone	µg/l	0.286 ± 0.0164	0.246 ± 0.049	0.0715	86	-0.40
Prometryn	µg/l	0.623 ± 0.0317	0.339 ± 0.068	0.081	54.4	-2.03
Propazine	µg/l	0.693 ± 0.0295	0.734 ± 0.147	0.0901	106	0.14
Sebuthylazine	µg/l	0.303 ± 0.0101	0.315 ± 0.063	0.0282	104	0.09
Simazine	µg/l	0.654 ± 0.0324	0.675 ± 0.135	0.0719	103	0.08
Terbuthylazine	µg/l	0.422 ± 0.013	0.373 ± 0.075	0.0464	88.4	-0.33
Terbuthylazine-desethyl	µg/l	0.375 ± 0.0142	0.366 ± 0.073	0.0413	97.5	-0.06
Terbutryn	µg/l	0.925 ± 0.0309	0.89 ± 0.178	0.0925	96.2	-0.10



Summary of results Pesticides H112

Labcode: LC0008

Sample: H112A

Parameter	Unit	Assigned value ± U (k=2)	Result ± U	Criterion	Recovery [%]	z-Score
2,6-Dichlorobenzamide	µg/l	0.556 ± 0.022	0.574 ± 0.172	0.0835	103	0.21
Alachlor	µg/l	0.791 ± 0.0409	- ± -	0.095	-	-
Atrazine	µg/l	0.622 ± 0.0167	0.599 ± 0.18	0.0684	96.3	-0.34
Atrazine-desethyl	µg/l	1 ± 0.0338	1.117 ± 0.335	0.12	112	0.98
Atrazine-desethyl-desisopropyl	µg/l	- ± -	- ± -	-	-	-
Atrazine-desisopropyl	µg/l	0.39 ± 0.0172	0.407 ± 0.122	0.0546	104	0.31
Bromacil	µg/l	0.182 ± 0.00763	0.179 ± 0.054	0.0255	98.4	-0.12
Chloridazon	µg/l	0.599 ± 0.0137	- ± -	0.0778	-	-
Chloridazon-desphenyl	µg/l	0.184 ± 0.00905	0.175 ± 0.053	0.0202	95.1	-0.45
Chloridazon-methyl-desphenyl	µg/l	0.192 ± 0.0131	0.171 ± 0.051	0.0249	89.2	-0.83
Clopyralid	µg/l	0.328 ± 0.0242	- ± -	0.082	-	-
Cyanazine	µg/l	0.355 ± 0.0315	- ± -	0.0497	-	-
Dimethenamide	µg/l	0.395 ± 0.0235	- ± -	0.0395	-	-
Diuron	µg/l	0.403 ± 0.0233	0.428 ± 0.129	0.0524	106	0.48
Metolachlor	µg/l	0.538 ± 0.0212	0.577 ± 0.173	0.0807	107	0.48
N,N-Dimethylsulfamide (DMS)	µg/l	0.234 ± 0.0187	0.233 ± 0.07	0.0351	99.6	-0.02
Nicosulfurone	µg/l	0.55 ± 0.0821	- ± -	0.138	-	-
Prometryn	µg/l	0.786 ± 0.0212	1.039 ± 0.312	0.102	132	2.48
Propazine	µg/l	0.151 ± 0.00723	- ± -	0.0196	-	-
Sebuthylazine	µg/l	0.666 ± 0.0444	- ± -	0.062	-	-
Simazine	µg/l	0.346 ± 0.0182	0.369 ± 0.111	0.038	107	0.61
Terbuthylazine	µg/l	0.205 ± 0.00756	0.236 ± 0.071	0.0226	115	1.35
Terbuthylazine-desethyl	µg/l	0.907 ± 0.0454	0.947 ± 0.284	0.0998	104	0.40
Terbutryn	µg/l	0.945 ± 0.0336	- ± -	0.0945	-	-

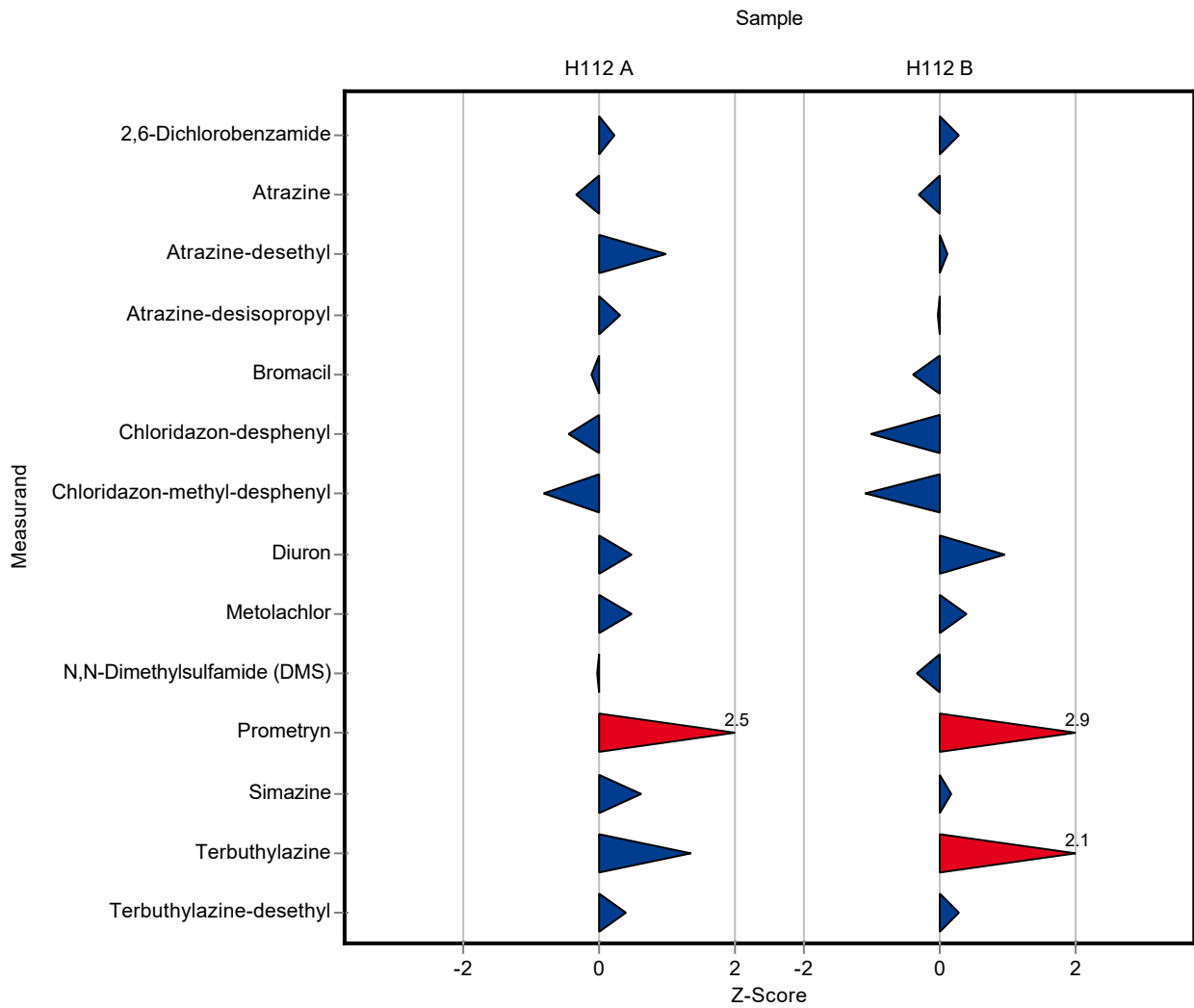
Sample: H112B

Parameter	Unit	Assigned value ± U (k=2)	Result ± U	Criterion	Recovery [%]	z-Score
2,6-Dichlorobenzamide	µg/l	0.688 ± 0.032	0.718 ± 0.215	0.103	104	0.29
Alachlor	µg/l	0.758 ± 0.0436	- ± -	0.091	-	-

Summary of results Pesticides H112

Labcode: LC0008

Parameter	Unit	Assigned value ± U (k=2)	Result ± U	Criterion	Recovery [%]	z-Score
Atrazine	µg/l	0.454 ± 0.0112	0.439 ± 0.132	0.05	96.7	-0.30
Atrazine-desethyl	µg/l	0.378 ± 0.0112	0.383 ± 0.115	0.0454	101	0.11
Atrazine-desethyl-desisopropyl	µg/l	0.462 ± 0.0744	- ± -	0.143	-	-
Atrazine-desisopropyl	µg/l	0.814 ± 0.0348	0.81 ± 0.243	0.114	99.5	-0.03
Bromacil	µg/l	0.368 ± 0.0277	0.348 ± 0.104	0.0515	94.6	-0.39
Chloridazon	µg/l	0.645 ± 0.0188	- ± -	0.0838	-	-
Chloridazon-desphenyl	µg/l	0.373 ± 0.0223	0.332 ± 0.1	0.0411	88.9	-1.01
Chloridazon-methyl-desphenyl	µg/l	0.231 ± 0.0163	0.198 ± 0.059	0.03	85.7	-1.10
Clopyralid	µg/l	0.532 ± 0.0371	- ± -	0.133	-	-
Cyanazine	µg/l	0.587 ± 0.0503	- ± -	0.0822	-	-
Dimethenamide	µg/l	0.324 ± 0.0279	- ± -	0.0324	-	-
Diuron	µg/l	0.85 ± 0.0429	0.957 ± 0.287	0.11	113	0.97
Metolachlor	µg/l	0.264 ± 0.0101	0.28 ± 0.084	0.0397	106	0.40
N,N-Dimethylsulfamide (DMS)	µg/l	0.463 ± 0.035	0.44 ± 0.132	0.0695	95	-0.34
Nicosulfurone	µg/l	0.286 ± 0.0164	- ± -	0.0715	-	-
Prometryn	µg/l	0.623 ± 0.0317	0.856 ± 0.257	0.081	137	2.88
Propazine	µg/l	0.693 ± 0.0295	- ± -	0.0901	-	-
Sebuthylazine	µg/l	0.303 ± 0.0101	- ± -	0.0282	-	-
Simazine	µg/l	0.654 ± 0.0324	0.666 ± 0.2	0.0719	102	0.17
Terbuthylazine	µg/l	0.422 ± 0.013	0.52 ± 0.156	0.0464	123	2.11
Terbuthylazine-desethyl	µg/l	0.375 ± 0.0142	0.387 ± 0.116	0.0413	103	0.28
Terbutryn	µg/l	0.925 ± 0.0309	- ± -	0.0925	-	-



Sample: H112A

Parameter	Unit	Assigned value ± U (k=2)	Result ± U	Criterion	Recovery [%]	En-Score
2,6-Dichlorobenzamide	µg/l	0.556 ± 0.022	0.574 ± 0.172	0.0835	103	0.05
Alachlor	µg/l	0.791 ± 0.0409	- ± -	0.095	-	-
Atrazine	µg/l	0.622 ± 0.0167	0.599 ± 0.18	0.0684	96.3	-0.06
Atrazine-desethyl	µg/l	1 ± 0.0338	1.117 ± 0.335	0.12	112	0.17
Atrazine-desethyl-desisopropyl	µg/l	- ± -	- ± -	-	-	-
Atrazine-desisopropyl	µg/l	0.39 ± 0.0172	0.407 ± 0.122	0.0546	104	0.07
Bromacil	µg/l	0.182 ± 0.00763	0.179 ± 0.054	0.0255	98.4	-0.03
Chloridazon	µg/l	0.599 ± 0.0137	- ± -	0.0778	-	-
Chloridazon-desphenyl	µg/l	0.184 ± 0.00905	0.175 ± 0.053	0.0202	95.1	-0.09
Chloridazon-methyl-desphenyl	µg/l	0.192 ± 0.0131	0.171 ± 0.051	0.0249	89.2	-0.20
Clopyralid	µg/l	0.328 ± 0.0242	- ± -	0.082	-	-
Cyanazine	µg/l	0.355 ± 0.0315	- ± -	0.0497	-	-
Dimethenamide	µg/l	0.395 ± 0.0235	- ± -	0.0395	-	-
Diuron	µg/l	0.403 ± 0.0233	0.428 ± 0.129	0.0524	106	0.10
Metolachlor	µg/l	0.538 ± 0.0212	0.577 ± 0.173	0.0807	107	0.11
N,N-Dimethylsulfamide (DMS)	µg/l	0.234 ± 0.0187	0.233 ± 0.07	0.0351	99.6	-0.01
Nicosulfurone	µg/l	0.55 ± 0.0821	- ± -	0.138	-	-
Prometryn	µg/l	0.786 ± 0.0212	1.039 ± 0.312	0.102	132	0.41
Propazine	µg/l	0.151 ± 0.00723	- ± -	0.0196	-	-
Sebuthylazine	µg/l	0.666 ± 0.0444	- ± -	0.062	-	-
Simazine	µg/l	0.346 ± 0.0182	0.369 ± 0.111	0.038	107	0.10
Terbuthylazine	µg/l	0.205 ± 0.00756	0.236 ± 0.071	0.0226	115	0.21
Terbuthylazine-desethyl	µg/l	0.907 ± 0.0454	0.947 ± 0.284	0.0998	104	0.07
Terbutryn	µg/l	0.945 ± 0.0336	- ± -	0.0945	-	-

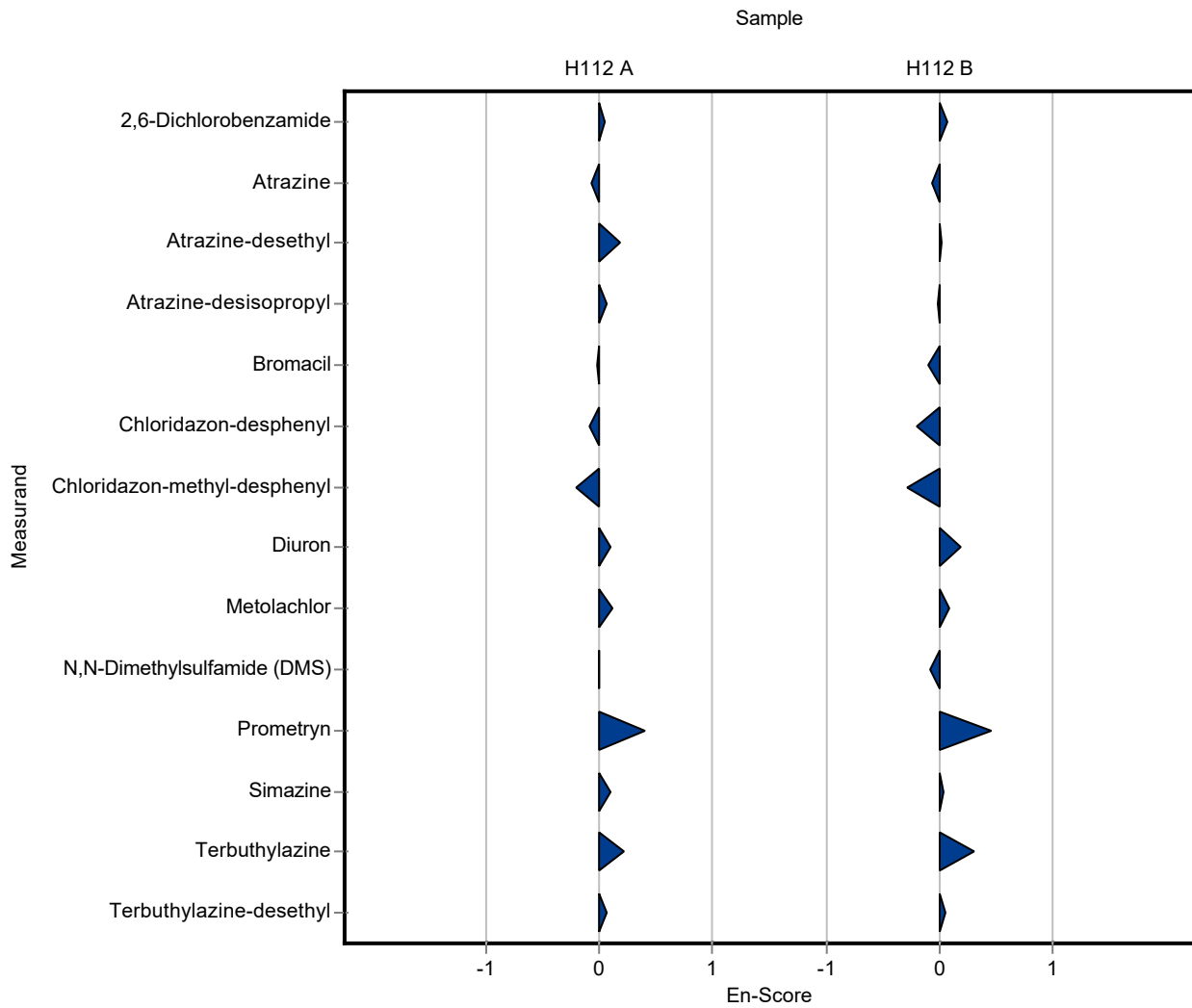
Sample: H112B

Parameter	Unit	Assigned value ± U (k=2)	Result ± U	Criterion	Recovery [%]	En-Score
2,6-Dichlorobenzamide	µg/l	0.688 ± 0.032	0.718 ± 0.215	0.103	104	0.07
Alachlor	µg/l	0.758 ± 0.0436	- ± -	0.091	-	-

Summary of results Pesticides H112 - En-Score

Labcode: LC0008

Parameter	Unit	Assigned value ± U (k=2)	Result ± U	Criterion	Recovery [%]	En-Score
Atrazine	µg/l	0.454 ± 0.0112	0.439 ± 0.132	0.05	96.7	-0.06
Atrazine-desethyl	µg/l	0.378 ± 0.0112	0.383 ± 0.115	0.0454	101	0.02
Atrazine-desethyl-desisopropyl	µg/l	0.462 ± 0.0744	- ± -	0.143	-	-
Atrazine-desisopropyl	µg/l	0.814 ± 0.0348	0.81 ± 0.243	0.114	99.5	-0.01
Bromacil	µg/l	0.368 ± 0.0277	0.348 ± 0.104	0.0515	94.6	-0.10
Chloridazon	µg/l	0.645 ± 0.0188	- ± -	0.0838	-	-
Chloridazon-desphenyl	µg/l	0.373 ± 0.0223	0.332 ± 0.1	0.0411	88.9	-0.20
Chloridazon-methyl-desphenyl	µg/l	0.231 ± 0.0163	0.198 ± 0.059	0.03	85.7	-0.28
Clopyralid	µg/l	0.532 ± 0.0371	- ± -	0.133	-	-
Cyanazine	µg/l	0.587 ± 0.0503	- ± -	0.0822	-	-
Dimethenamide	µg/l	0.324 ± 0.0279	- ± -	0.0324	-	-
Diuron	µg/l	0.85 ± 0.0429	0.957 ± 0.287	0.11	113	0.19
Metolachlor	µg/l	0.264 ± 0.0101	0.28 ± 0.084	0.0397	106	0.09
N,N-Dimethylsulfamide (DMS)	µg/l	0.463 ± 0.035	0.44 ± 0.132	0.0695	95	-0.09
Nicosulfurone	µg/l	0.286 ± 0.0164	- ± -	0.0715	-	-
Prometryn	µg/l	0.623 ± 0.0317	0.856 ± 0.257	0.081	137	0.45
Propazine	µg/l	0.693 ± 0.0295	- ± -	0.0901	-	-
Sebuthylazine	µg/l	0.303 ± 0.0101	- ± -	0.0282	-	-
Simazine	µg/l	0.654 ± 0.0324	0.666 ± 0.2	0.0719	102	0.03
Terbuthylazine	µg/l	0.422 ± 0.013	0.52 ± 0.156	0.0464	123	0.31
Terbuthylazine-desethyl	µg/l	0.375 ± 0.0142	0.387 ± 0.116	0.0413	103	0.05
Terbutryn	µg/l	0.925 ± 0.0309	- ± -	0.0925	-	-



Summary of results Pesticides H112

Labcode: LC0009

Sample: H112A

Parameter	Unit	Assigned value ± U (k=2)	Result ± U	Criterion	Recovery [%]	z-Score
2,6-Dichlorobenzamide	µg/l	0.556 ± 0.022	0.612 ± 0.122	0.0835	110	0.67
Alachlor	µg/l	0.791 ± 0.0409	- ± -	0.095	-	-
Atrazine	µg/l	0.622 ± 0.0167	0.601 ± 0.12	0.0684	96.6	-0.31
Atrazine-desethyl	µg/l	1 ± 0.0338	1.008 ± 0.252	0.12	101	0.07
Atrazine-desethyl-desisopropyl	µg/l	- ± -	- ± -	-	-	-
Atrazine-desisopropyl	µg/l	0.39 ± 0.0172	0.397 ± 0.079	0.0546	102	0.12
Bromacil	µg/l	0.182 ± 0.00763	- ± -	0.0255	-	-
Chloridazon	µg/l	0.599 ± 0.0137	0.611 ± 0.122	0.0778	102	0.16
Chloridazon-desphenyl	µg/l	0.184 ± 0.00905	0.209 ± 0.052	0.0202	114	1.23
Chloridazon-methyl-desphenyl	µg/l	0.192 ± 0.0131	0.196 ± 0.039	0.0249	102	0.18
Clopyralid	µg/l	0.328 ± 0.0242	- ± -	0.082	-	-
Cyanazine	µg/l	0.355 ± 0.0315	- ± -	0.0497	-	-
Dimethenamide	µg/l	0.395 ± 0.0235	0.427 ± 0.128	0.0395	108	0.82
Diuron	µg/l	0.403 ± 0.0233	0.399 ± 0.08	0.0524	99	-0.08
Metolachlor	µg/l	0.538 ± 0.0212	0.603 ± 0.121	0.0807	112	0.81
N,N-Dimethylsulfamide (DMS)	µg/l	0.234 ± 0.0187	0.238 ± 0.059	0.0351	102	0.12
Nicosulfurone	µg/l	0.55 ± 0.0821	0.539 ± 0.108	0.138	97.9	-0.08
Prometryn	µg/l	0.786 ± 0.0212	- ± -	0.102	-	-
Propazine	µg/l	0.151 ± 0.00723	0.266 ± 0.053	0.0196	176	5.86
Sebuthylazine	µg/l	0.666 ± 0.0444	- ± -	0.062	-	-
Simazine	µg/l	0.346 ± 0.0182	0.365 ± 0.073	0.038	106	0.50
Terbuthylazine	µg/l	0.205 ± 0.00756	0.215 ± 0.043	0.0226	105	0.42
Terbuthylazine-desethyl	µg/l	0.907 ± 0.0454	0.9 ± 0.18	0.0998	99.2	-0.07
Terbutryn	µg/l	0.945 ± 0.0336	1.008 ± 0.202	0.0945	107	0.67

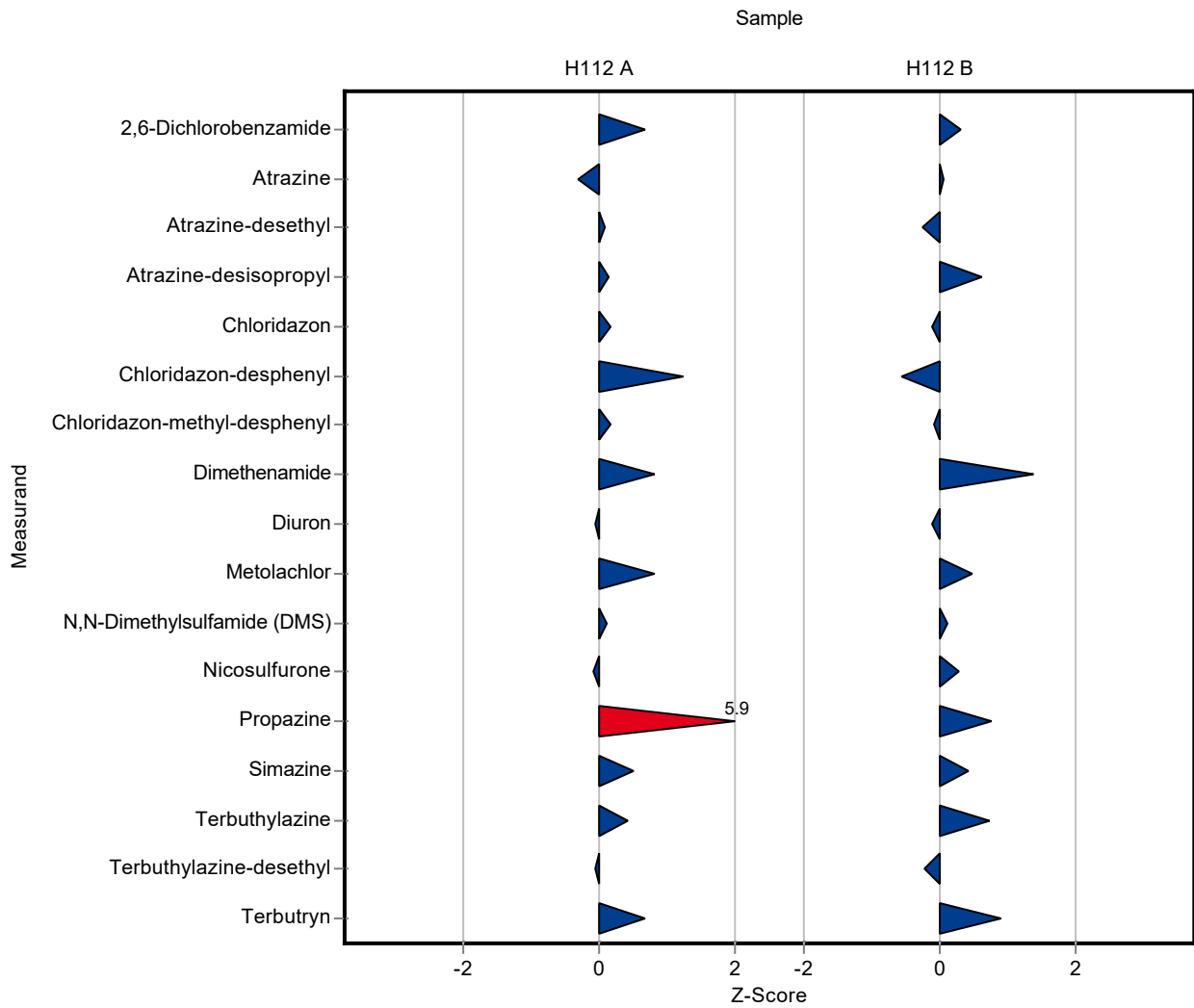
Sample: H112B

Parameter	Unit	Assigned value ± U (k=2)	Result ± U	Criterion	Recovery [%]	z-Score
2,6-Dichlorobenzamide	µg/l	0.688 ± 0.032	0.72 ± 0.144	0.103	105	0.31
Alachlor	µg/l	0.758 ± 0.0436	- ± -	0.091	-	-

Summary of results Pesticides H112

Labcode: LC0009

Parameter	Unit	Assigned value ± U (k=2)	Result ± U	Criterion	Recovery [%]	z-Score
Atrazine	µg/l	0.454 ± 0.0112	0.457 ± 0.091	0.05	101	0.06
Atrazine-desethyl	µg/l	0.378 ± 0.0112	0.367 ± 0.092	0.0454	97.1	-0.24
Atrazine-desethyl-desisopropyl	µg/l	0.462 ± 0.0744	- ± -	0.143	-	-
Atrazine-desisopropyl	µg/l	0.814 ± 0.0348	0.884 ± 0.177	0.114	109	0.62
Bromacil	µg/l	0.368 ± 0.0277	- ± -	0.0515	-	-
Chloridazon	µg/l	0.645 ± 0.0188	0.637 ± 0.127	0.0838	98.8	-0.09
Chloridazon-desphenyl	µg/l	0.373 ± 0.0223	0.351 ± 0.088	0.0411	94	-0.54
Chloridazon-methyl-desphenyl	µg/l	0.231 ± 0.0163	0.229 ± 0.046	0.03	99.1	-0.07
Clopyralid	µg/l	0.532 ± 0.0371	- ± -	0.133	-	-
Cyanazine	µg/l	0.587 ± 0.0503	- ± -	0.0822	-	-
Dimethenamide	µg/l	0.324 ± 0.0279	0.369 ± 0.111	0.0324	114	1.39
Diuron	µg/l	0.85 ± 0.0429	0.839 ± 0.168	0.11	98.7	-0.10
Metolachlor	µg/l	0.264 ± 0.0101	0.284 ± 0.057	0.0397	107	0.50
N,N-Dimethylsulfamide (DMS)	µg/l	0.463 ± 0.035	0.471 ± 0.118	0.0695	102	0.11
Nicosulfurone	µg/l	0.286 ± 0.0164	0.306 ± 0.061	0.0715	107	0.28
Prometryn	µg/l	0.623 ± 0.0317	- ± -	0.081	-	-
Propazine	µg/l	0.693 ± 0.0295	0.761 ± 0.152	0.0901	110	0.75
Sebuthylazine	µg/l	0.303 ± 0.0101	- ± -	0.0282	-	-
Simazine	µg/l	0.654 ± 0.0324	0.685 ± 0.137	0.0719	105	0.44
Terbuthylazine	µg/l	0.422 ± 0.013	0.456 ± 0.091	0.0464	108	0.73
Terbuthylazine-desethyl	µg/l	0.375 ± 0.0142	0.366 ± 0.073	0.0413	97.5	-0.22
Terbutryn	µg/l	0.925 ± 0.0309	1.008 ± 0.202	0.0925	109	0.90



Sample: H112A

Parameter	Unit	Assigned value ± U (k=2)	Result ± U	Criterion	Recovery [%]	En-Score
2,6-Dichlorobenzamide	µg/l	0.556 ± 0.022	0.612 ± 0.122	0.0835	110	0.23
Alachlor	µg/l	0.791 ± 0.0409	- ± -	0.095	-	-
Atrazine	µg/l	0.622 ± 0.0167	0.601 ± 0.12	0.0684	96.6	-0.09
Atrazine-desethyl	µg/l	1 ± 0.0338	1.008 ± 0.252	0.12	101	0.02
Atrazine-desethyl-desisopropyl	µg/l	- ± -	- ± -	-	-	-
Atrazine-desisopropyl	µg/l	0.39 ± 0.0172	0.397 ± 0.079	0.0546	102	0.04
Bromacil	µg/l	0.182 ± 0.00763	- ± -	0.0255	-	-
Chloridazon	µg/l	0.599 ± 0.0137	0.611 ± 0.122	0.0778	102	0.05
Chloridazon-desphenyl	µg/l	0.184 ± 0.00905	0.209 ± 0.052	0.0202	114	0.24
Chloridazon-methyl-desphenyl	µg/l	0.192 ± 0.0131	0.196 ± 0.039	0.0249	102	0.06
Clopyralid	µg/l	0.328 ± 0.0242	- ± -	0.082	-	-
Cyanazine	µg/l	0.355 ± 0.0315	- ± -	0.0497	-	-
Dimethenamide	µg/l	0.395 ± 0.0235	0.427 ± 0.128	0.0395	108	0.13
Diuron	µg/l	0.403 ± 0.0233	0.399 ± 0.08	0.0524	99	-0.02
Metolachlor	µg/l	0.538 ± 0.0212	0.603 ± 0.121	0.0807	112	0.27
N,N-Dimethylsulfamide (DMS)	µg/l	0.234 ± 0.0187	0.238 ± 0.059	0.0351	102	0.03
Nicosulfurone	µg/l	0.55 ± 0.0821	0.539 ± 0.108	0.138	97.9	-0.05
Prometryn	µg/l	0.786 ± 0.0212	- ± -	0.102	-	-
Propazine	µg/l	0.151 ± 0.00723	0.266 ± 0.053	0.0196	176	1.08
Sebuthylazine	µg/l	0.666 ± 0.0444	- ± -	0.062	-	-
Simazine	µg/l	0.346 ± 0.0182	0.365 ± 0.073	0.038	106	0.13
Terbuthylazine	µg/l	0.205 ± 0.00756	0.215 ± 0.043	0.0226	105	0.11
Terbuthylazine-desethyl	µg/l	0.907 ± 0.0454	0.9 ± 0.18	0.0998	99.2	-0.02
Terbutryn	µg/l	0.945 ± 0.0336	1.008 ± 0.202	0.0945	107	0.15

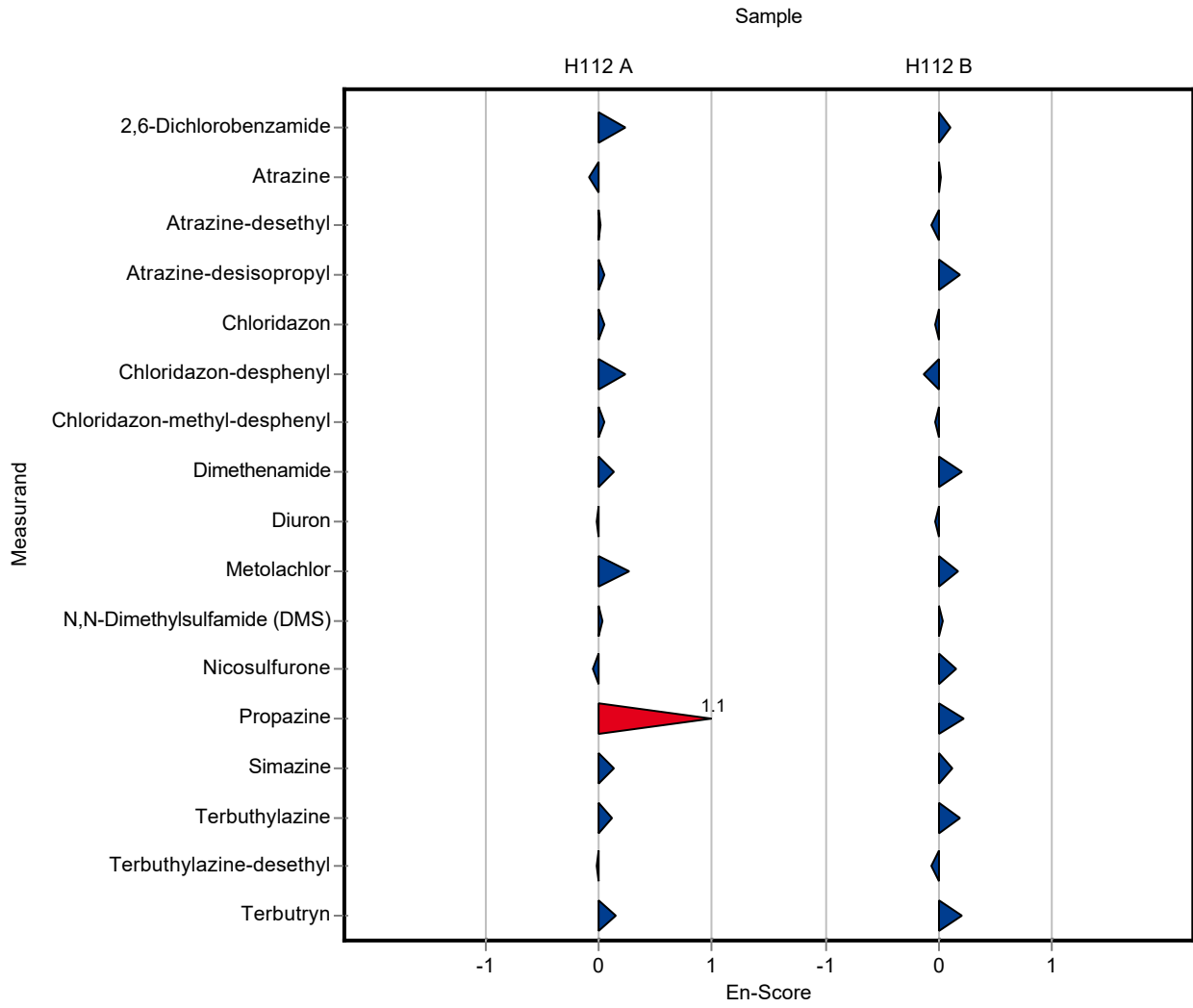
Sample: H112B

Parameter	Unit	Assigned value ± U (k=2)	Result ± U	Criterion	Recovery [%]	En-Score
2,6-Dichlorobenzamide	µg/l	0.688 ± 0.032	0.72 ± 0.144	0.103	105	0.11
Alachlor	µg/l	0.758 ± 0.0436	- ± -	0.091	-	-

Summary of results Pesticides H112 - En-Score

Labcode: LC0009

Parameter	Unit	Assigned value ± U (k=2)	Result ± U	Criterion	Recovery [%]	En-Score
Atrazine	µg/l	0.454 ± 0.0112	0.457 ± 0.091	0.05	101	0.02
Atrazine-desethyl	µg/l	0.378 ± 0.0112	0.367 ± 0.092	0.0454	97.1	-0.06
Atrazine-desethyl-desisopropyl	µg/l	0.462 ± 0.0744	- ± -	0.143	-	-
Atrazine-desisopropyl	µg/l	0.814 ± 0.0348	0.884 ± 0.177	0.114	109	0.20
Bromacil	µg/l	0.368 ± 0.0277	- ± -	0.0515	-	-
Chloridazon	µg/l	0.645 ± 0.0188	0.637 ± 0.127	0.0838	98.8	-0.03
Chloridazon-desphenyl	µg/l	0.373 ± 0.0223	0.351 ± 0.088	0.0411	94	-0.13
Chloridazon-methyl-desphenyl	µg/l	0.231 ± 0.0163	0.229 ± 0.046	0.03	99.1	-0.02
Clopyralid	µg/l	0.532 ± 0.0371	- ± -	0.133	-	-
Cyanazine	µg/l	0.587 ± 0.0503	- ± -	0.0822	-	-
Dimethenamide	µg/l	0.324 ± 0.0279	0.369 ± 0.111	0.0324	114	0.20
Diuron	µg/l	0.85 ± 0.0429	0.839 ± 0.168	0.11	98.7	-0.03
Metolachlor	µg/l	0.264 ± 0.0101	0.284 ± 0.057	0.0397	107	0.17
N,N-Dimethylsulfamide (DMS)	µg/l	0.463 ± 0.035	0.471 ± 0.118	0.0695	102	0.03
Nicosulfurone	µg/l	0.286 ± 0.0164	0.306 ± 0.061	0.0715	107	0.16
Prometryn	µg/l	0.623 ± 0.0317	- ± -	0.081	-	-
Propazine	µg/l	0.693 ± 0.0295	0.761 ± 0.152	0.0901	110	0.22
Sebuthylazine	µg/l	0.303 ± 0.0101	- ± -	0.0282	-	-
Simazine	µg/l	0.654 ± 0.0324	0.685 ± 0.137	0.0719	105	0.11
Terbuthylazine	µg/l	0.422 ± 0.013	0.456 ± 0.091	0.0464	108	0.19
Terbuthylazine-desethyl	µg/l	0.375 ± 0.0142	0.366 ± 0.073	0.0413	97.5	-0.06
Terbutryn	µg/l	0.925 ± 0.0309	1.008 ± 0.202	0.0925	109	0.20



Summary of results Pesticides H112

Labcode: LC0010

Sample: H112A

Parameter	Unit	Assigned value ± U (k=2)	Result ± U	Criterion	Recovery [%]	z-Score
2,6-Dichlorobenzamide	µg/l	0.556 ± 0.022	0.462 ± 0.083	0.0835	83	-1.13
Alachlor	µg/l	0.791 ± 0.0409	0.687 ± 0.124	0.095	86.8	-1.10
Atrazine	µg/l	0.622 ± 0.0167	0.609 ± 0.11	0.0684	97.9	-0.19
Atrazine-desethyl	µg/l	1 ± 0.0338	0.957 ± 0.172	0.12	95.7	-0.36
Atrazine-desethyl-desisopropyl	µg/l	- ± -	- ± -	-	-	-
Atrazine-desisopropyl	µg/l	0.39 ± 0.0172	0.395 ± 0.071	0.0546	101	0.09
Bromacil	µg/l	0.182 ± 0.00763	0.161 ± 0.029	0.0255	88.5	-0.82
Chloridazon	µg/l	0.599 ± 0.0137	0.491 ± 0.088	0.0778	82	-1.38
Chloridazon-desphenyl	µg/l	0.184 ± 0.00905	0.165 ± 0.03	0.0202	89.6	-0.94
Chloridazon-methyl-desphenyl	µg/l	0.192 ± 0.0131	0.17 ± 0.031	0.0249	88.7	-0.87
Clopyralid	µg/l	0.328 ± 0.0242	- ± -	0.082	-	-
Cyanazine	µg/l	0.355 ± 0.0315	0.343 ± 0.062	0.0497	96.7	-0.23
Dimethenamide	µg/l	0.395 ± 0.0235	- ± -	0.0395	-	-
Diuron	µg/l	0.403 ± 0.0233	0.33 ± 0.059	0.0524	81.9	-1.39
Metolachlor	µg/l	0.538 ± 0.0212	0.449 ± 0.081	0.0807	83.5	-1.10
N,N-Dimethylsulfamide (DMS)	µg/l	0.234 ± 0.0187	- ± -	0.0351	-	-
Nicosulfurone	µg/l	0.55 ± 0.0821	- ± -	0.138	-	-
Prometryn	µg/l	0.786 ± 0.0212	0.77 ± 0.139	0.102	98	-0.15
Propazine	µg/l	0.151 ± 0.00723	0.152 ± 0.027	0.0196	101	0.05
Sebuthylazine	µg/l	0.666 ± 0.0444	- ± -	0.062	-	-
Simazine	µg/l	0.346 ± 0.0182	0.339 ± 0.061	0.038	98	-0.18
Terbuthylazine	µg/l	0.205 ± 0.00756	0.204 ± 0.037	0.0226	99.3	-0.06
Terbuthylazine-desethyl	µg/l	0.907 ± 0.0454	0.774 ± 0.139	0.0998	85.3	-1.34
Terbutryn	µg/l	0.945 ± 0.0336	0.947 ± 0.17	0.0945	100	0.02

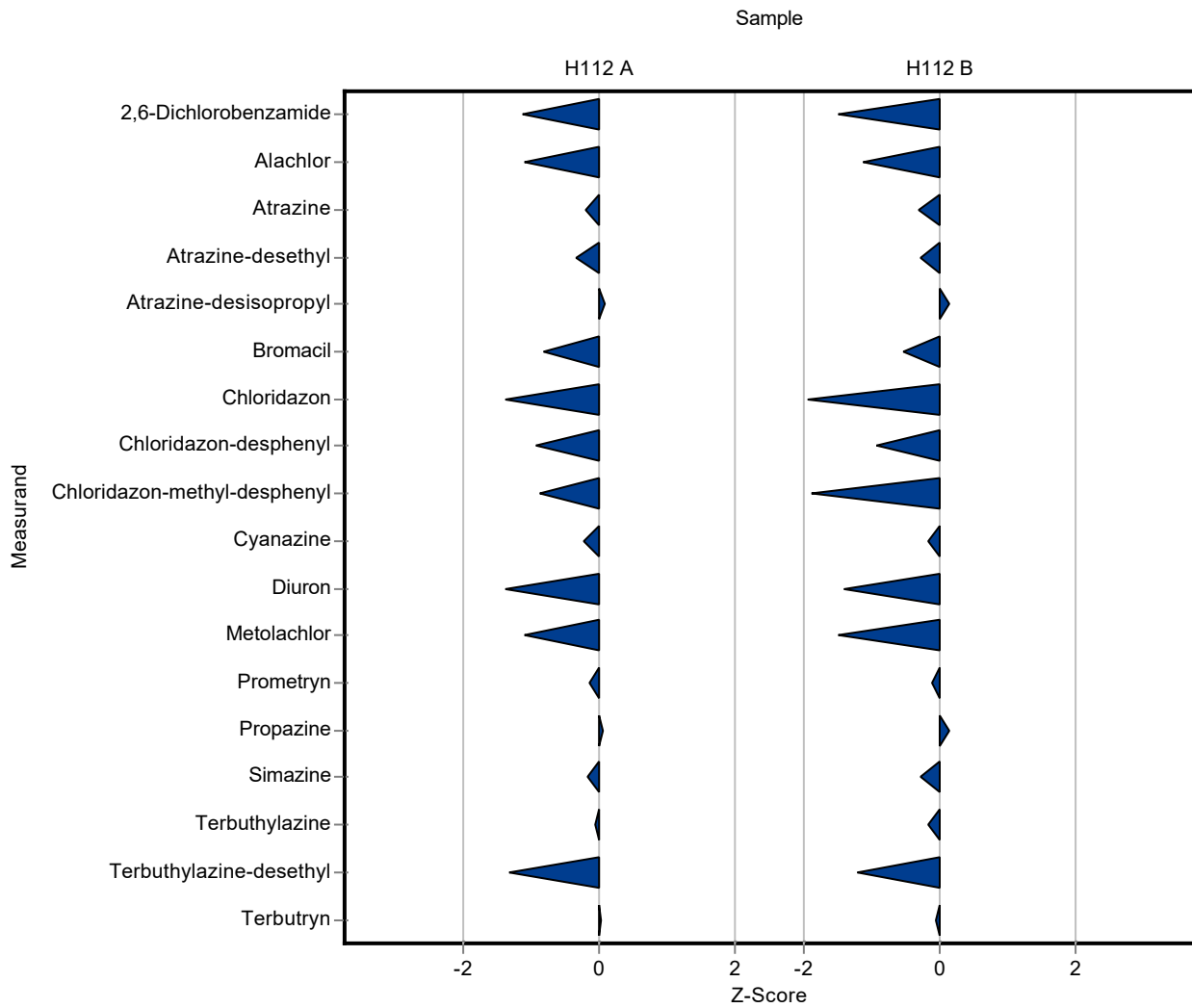
Sample: H112B

Parameter	Unit	Assigned value ± U (k=2)	Result ± U	Criterion	Recovery [%]	z-Score
2,6-Dichlorobenzamide	µg/l	0.688 ± 0.032	0.535 ± 0.096	0.103	77.8	-1.48
Alachlor	µg/l	0.758 ± 0.0436	0.657 ± 0.118	0.091	86.7	-1.11

Summary of results Pesticides H112

Labcode: LC0010

Parameter	Unit	Assigned value ± U (k=2)	Result ± U	Criterion	Recovery [%]	z-Score
Atrazine	µg/l	0.454 ± 0.0112	0.439 ± 0.079	0.05	96.7	-0.30
Atrazine-desethyl	µg/l	0.378 ± 0.0112	0.365 ± 0.066	0.0454	96.6	-0.29
Atrazine-desethyl-desisopropyl	µg/l	0.462 ± 0.0744	- ± -	0.143	-	-
Atrazine-desisopropyl	µg/l	0.814 ± 0.0348	0.83 ± 0.149	0.114	102	0.14
Bromacil	µg/l	0.368 ± 0.0277	0.34 ± 0.061	0.0515	92.4	-0.54
Chloridazon	µg/l	0.645 ± 0.0188	0.483 ± 0.087	0.0838	74.9	-1.93
Chloridazon-desphenyl	µg/l	0.373 ± 0.0223	0.335 ± 0.06	0.0411	89.7	-0.93
Chloridazon-methyl-desphenyl	µg/l	0.231 ± 0.0163	0.175 ± 0.032	0.03	75.7	-1.87
Clopyralid	µg/l	0.532 ± 0.0371	- ± -	0.133	-	-
Cyanazine	µg/l	0.587 ± 0.0503	0.574 ± 0.103	0.0822	97.7	-0.16
Dimethenamide	µg/l	0.324 ± 0.0279	- ± -	0.0324	-	-
Diuron	µg/l	0.85 ± 0.0429	0.694 ± 0.125	0.11	81.7	-1.41
Metolachlor	µg/l	0.264 ± 0.0101	0.205 ± 0.037	0.0397	77.6	-1.50
N,N-Dimethylsulfamide (DMS)	µg/l	0.463 ± 0.035	- ± -	0.0695	-	-
Nicosulfurone	µg/l	0.286 ± 0.0164	- ± -	0.0715	-	-
Prometryn	µg/l	0.623 ± 0.0317	0.614 ± 0.11	0.081	98.6	-0.11
Propazine	µg/l	0.693 ± 0.0295	0.705 ± 0.127	0.0901	102	0.13
Sebuthylazine	µg/l	0.303 ± 0.0101	- ± -	0.0282	-	-
Simazine	µg/l	0.654 ± 0.0324	0.633 ± 0.114	0.0719	96.8	-0.29
Terbuthylazine	µg/l	0.422 ± 0.013	0.414 ± 0.074	0.0464	98.1	-0.17
Terbuthylazine-desethyl	µg/l	0.375 ± 0.0142	0.325 ± 0.058	0.0413	86.6	-1.22
Terbutryn	µg/l	0.925 ± 0.0309	0.921 ± 0.166	0.0925	99.6	-0.04



Sample: H112A

Parameter	Unit	Assigned value ± U (k=2)	Result ± U	Criterion	Recovery [%]	En-Score
2,6-Dichlorobenzamide	µg/l	0.556 ± 0.022	0.462 ± 0.083	0.0835	83	-0.56
Alachlor	µg/l	0.791 ± 0.0409	0.687 ± 0.124	0.095	86.8	-0.42
Atrazine	µg/l	0.622 ± 0.0167	0.609 ± 0.11	0.0684	97.9	-0.06
Atrazine-desethyl	µg/l	1 ± 0.0338	0.957 ± 0.172	0.12	95.7	-0.12
Atrazine-desethyl-desisopropyl	µg/l	- ± -	- ± -	-	-	-
Atrazine-desisopropyl	µg/l	0.39 ± 0.0172	0.395 ± 0.071	0.0546	101	0.03
Bromacil	µg/l	0.182 ± 0.00763	0.161 ± 0.029	0.0255	88.5	-0.36
Chloridazon	µg/l	0.599 ± 0.0137	0.491 ± 0.088	0.0778	82	-0.61
Chloridazon-desphenyl	µg/l	0.184 ± 0.00905	0.165 ± 0.03	0.0202	89.6	-0.31
Chloridazon-methyl-desphenyl	µg/l	0.192 ± 0.0131	0.17 ± 0.031	0.0249	88.7	-0.34
Clopyralid	µg/l	0.328 ± 0.0242	- ± -	0.082	-	-
Cyanazine	µg/l	0.355 ± 0.0315	0.343 ± 0.062	0.0497	96.7	-0.09
Dimethenamide	µg/l	0.395 ± 0.0235	- ± -	0.0395	-	-
Diuron	µg/l	0.403 ± 0.0233	0.33 ± 0.059	0.0524	81.9	-0.61
Metolachlor	µg/l	0.538 ± 0.0212	0.449 ± 0.081	0.0807	83.5	-0.54
N,N-Dimethylsulfamide (DMS)	µg/l	0.234 ± 0.0187	- ± -	0.0351	-	-
Nicosulfurone	µg/l	0.55 ± 0.0821	- ± -	0.138	-	-
Prometryn	µg/l	0.786 ± 0.0212	0.77 ± 0.139	0.102	98	-0.06
Propazine	µg/l	0.151 ± 0.00723	0.152 ± 0.027	0.0196	101	0.02
Sebuthylazine	µg/l	0.666 ± 0.0444	- ± -	0.062	-	-
Simazine	µg/l	0.346 ± 0.0182	0.339 ± 0.061	0.038	98	-0.06
Terbuthylazine	µg/l	0.205 ± 0.00756	0.204 ± 0.037	0.0226	99.3	-0.02
Terbuthylazine-desethyl	µg/l	0.907 ± 0.0454	0.774 ± 0.139	0.0998	85.3	-0.47
Terbutryn	µg/l	0.945 ± 0.0336	0.947 ± 0.17	0.0945	100	0.01

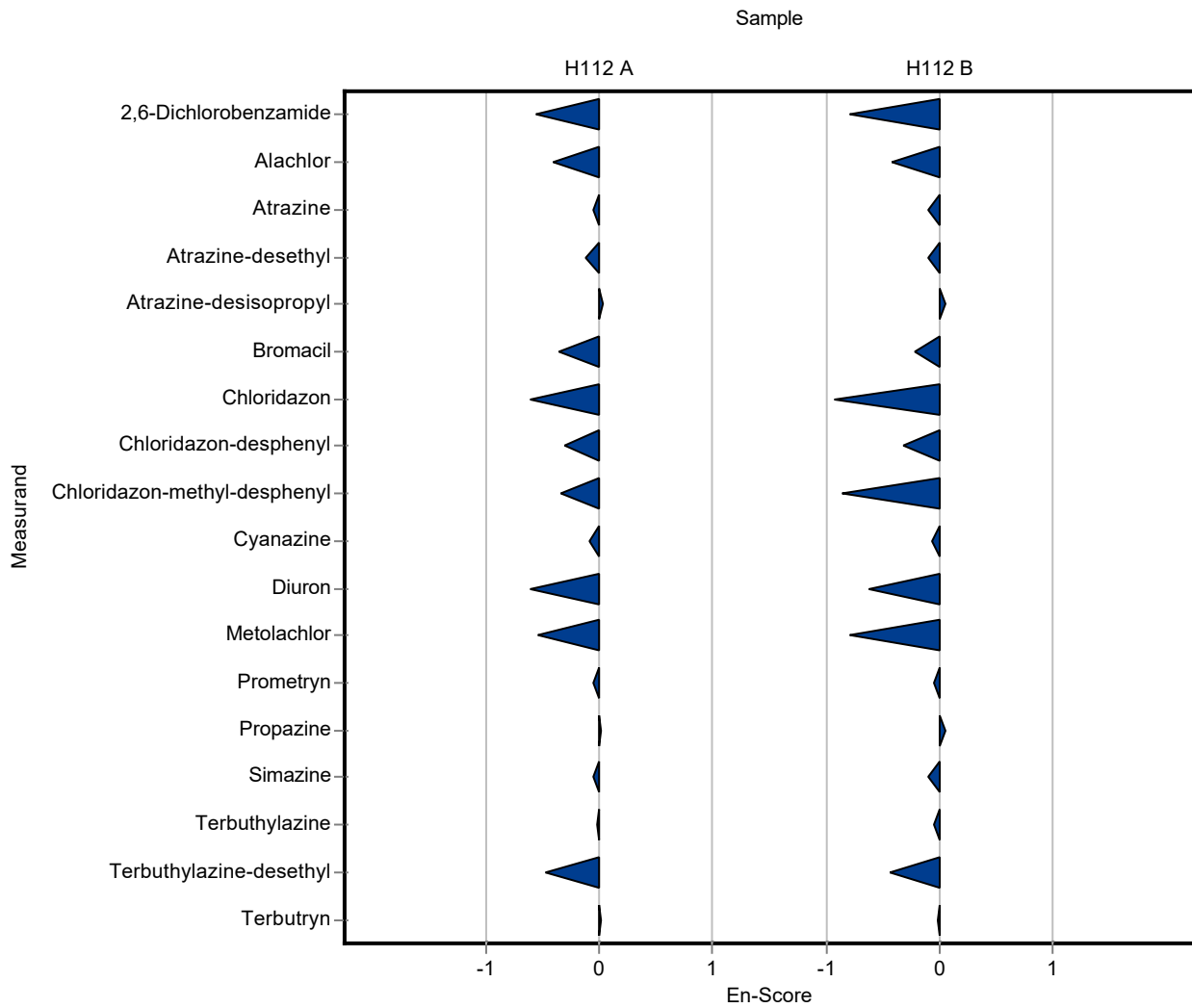
Sample: H112B

Parameter	Unit	Assigned value ± U (k=2)	Result ± U	Criterion	Recovery [%]	En-Score
2,6-Dichlorobenzamide	µg/l	0.688 ± 0.032	0.535 ± 0.096	0.103	77.8	-0.79
Alachlor	µg/l	0.758 ± 0.0436	0.657 ± 0.118	0.091	86.7	-0.42

Summary of results Pesticides H112 - En-Score

Labcode: LC0010

Parameter	Unit	Assigned value ± U (k=2)	Result ± U	Criterion	Recovery [%]	En-Score
Atrazine	µg/l	0.454 ± 0.0112	0.439 ± 0.079	0.05	96.7	-0.10
Atrazine-desethyl	µg/l	0.378 ± 0.0112	0.365 ± 0.066	0.0454	96.6	-0.10
Atrazine-desethyl-desisopropyl	µg/l	0.462 ± 0.0744	- ± -	0.143	-	-
Atrazine-desisopropyl	µg/l	0.814 ± 0.0348	0.83 ± 0.149	0.114	102	0.05
Bromacil	µg/l	0.368 ± 0.0277	0.34 ± 0.061	0.0515	92.4	-0.22
Chloridazon	µg/l	0.645 ± 0.0188	0.483 ± 0.087	0.0838	74.9	-0.92
Chloridazon-desphenyl	µg/l	0.373 ± 0.0223	0.335 ± 0.06	0.0411	89.7	-0.31
Chloridazon-methyl-desphenyl	µg/l	0.231 ± 0.0163	0.175 ± 0.032	0.03	75.7	-0.85
Clopyralid	µg/l	0.532 ± 0.0371	- ± -	0.133	-	-
Cyanazine	µg/l	0.587 ± 0.0503	0.574 ± 0.103	0.0822	97.7	-0.06
Dimethenamide	µg/l	0.324 ± 0.0279	- ± -	0.0324	-	-
Diuron	µg/l	0.85 ± 0.0429	0.694 ± 0.125	0.11	81.7	-0.61
Metolachlor	µg/l	0.264 ± 0.0101	0.205 ± 0.037	0.0397	77.6	-0.79
N,N-Dimethylsulfamide (DMS)	µg/l	0.463 ± 0.035	- ± -	0.0695	-	-
Nicosulfurone	µg/l	0.286 ± 0.0164	- ± -	0.0715	-	-
Prometryn	µg/l	0.623 ± 0.0317	0.614 ± 0.11	0.081	98.6	-0.04
Propazine	µg/l	0.693 ± 0.0295	0.705 ± 0.127	0.0901	102	0.05
Sebuthylazine	µg/l	0.303 ± 0.0101	- ± -	0.0282	-	-
Simazine	µg/l	0.654 ± 0.0324	0.633 ± 0.114	0.0719	96.8	-0.09
Terbuthylazine	µg/l	0.422 ± 0.013	0.414 ± 0.074	0.0464	98.1	-0.05
Terbuthylazine-desethyl	µg/l	0.375 ± 0.0142	0.325 ± 0.058	0.0413	86.6	-0.43
Terbutryn	µg/l	0.925 ± 0.0309	0.921 ± 0.166	0.0925	99.6	-0.01



Summary of results Pesticides H112

Labcode: LC0011

Sample: H112A

Parameter	Unit	Assigned value ± U (k=2)	Result ± U	Criterion	Recovery [%]	z-Score
2,6-Dichlorobenzamide	µg/l	0.556 ± 0.022	0.592 ± 0.057	0.0835	106	0.43
Alachlor	µg/l	0.791 ± 0.0409	- ± -	0.095	-	-
Atrazine	µg/l	0.622 ± 0.0167	0.669 ± 0.086	0.0684	108	0.69
Atrazine-desethyl	µg/l	1 ± 0.0338	1.04 ± 0.078	0.12	104	0.34
Atrazine-desethyl-desisopropyl	µg/l	- ± -	- ± -	-	-	-
Atrazine-desisopropyl	µg/l	0.39 ± 0.0172	0.407 ± 0.035	0.0546	104	0.31
Bromacil	µg/l	0.182 ± 0.00763	- ± -	0.0255	-	-
Chloridazon	µg/l	0.599 ± 0.0137	- ± -	0.0778	-	-
Chloridazon-desphenyl	µg/l	0.184 ± 0.00905	- ± -	0.0202	-	-
Chloridazon-methyl-desphenyl	µg/l	0.192 ± 0.0131	- ± -	0.0249	-	-
Clopyralid	µg/l	0.328 ± 0.0242	- ± -	0.082	-	-
Cyanazine	µg/l	0.355 ± 0.0315	- ± -	0.0497	-	-
Dimethenamide	µg/l	0.395 ± 0.0235	- ± -	0.0395	-	-
Diuron	µg/l	0.403 ± 0.0233	- ± -	0.0524	-	-
Metolachlor	µg/l	0.538 ± 0.0212	0.617 ± 0.047	0.0807	115	0.98
N,N-Dimethylsulfamide (DMS)	µg/l	0.234 ± 0.0187	- ± -	0.0351	-	-
Nicosulfurone	µg/l	0.55 ± 0.0821	- ± -	0.138	-	-
Prometryn	µg/l	0.786 ± 0.0212	- ± -	0.102	-	-
Propazine	µg/l	0.151 ± 0.00723	- ± -	0.0196	-	-
Sebuthylazine	µg/l	0.666 ± 0.0444	- ± -	0.062	-	-
Simazine	µg/l	0.346 ± 0.0182	0.382 ± 0.022	0.038	110	0.95
Terbuthylazine	µg/l	0.205 ± 0.00756	0.206 ± 0.027	0.0226	100	0.03
Terbuthylazine-desethyl	µg/l	0.907 ± 0.0454	- ± -	0.0998	-	-
Terbutryn	µg/l	0.945 ± 0.0336	- ± -	0.0945	-	-

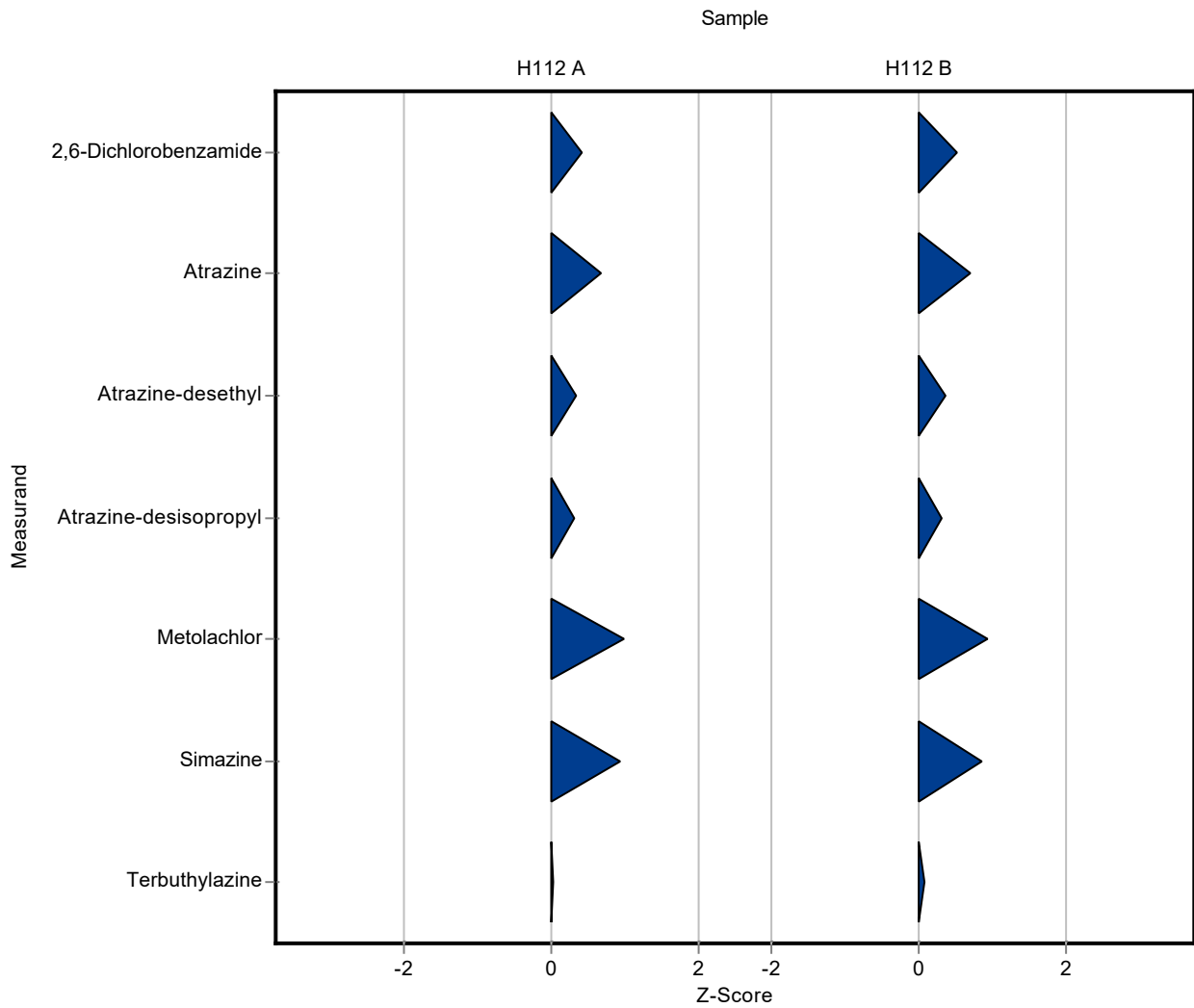
Sample: H112B

Parameter	Unit	Assigned value ± U (k=2)	Result ± U	Criterion	Recovery [%]	z-Score
2,6-Dichlorobenzamide	µg/l	0.688 ± 0.032	0.742 ± 0.072	0.103	108	0.52
Alachlor	µg/l	0.758 ± 0.0436	- ± -	0.091	-	-

Summary of results Pesticides H112

Labcode: LC0011

Parameter	Unit	Assigned value ± U (k=2)	Result ± U	Criterion	Recovery [%]	z-Score
Atrazine	µg/l	0.454 ± 0.0112	0.489 ± 0.063	0.05	108	0.70
Atrazine-desethyl	µg/l	0.378 ± 0.0112	0.395 ± 0.029	0.0454	104	0.38
Atrazine-desethyl-desisopropyl	µg/l	0.462 ± 0.0744	- ± -	0.143	-	-
Atrazine-desisopropyl	µg/l	0.814 ± 0.0348	0.85 ± 0.073	0.114	104	0.32
Bromacil	µg/l	0.368 ± 0.0277	- ± -	0.0515	-	-
Chloridazon	µg/l	0.645 ± 0.0188	- ± -	0.0838	-	-
Chloridazon-desphenyl	µg/l	0.373 ± 0.0223	- ± -	0.0411	-	-
Chloridazon-methyl-desphenyl	µg/l	0.231 ± 0.0163	- ± -	0.03	-	-
Clopyralid	µg/l	0.532 ± 0.0371	- ± -	0.133	-	-
Cyanazine	µg/l	0.587 ± 0.0503	- ± -	0.0822	-	-
Dimethenamide	µg/l	0.324 ± 0.0279	- ± -	0.0324	-	-
Diuron	µg/l	0.85 ± 0.0429	- ± -	0.11	-	-
Metolachlor	µg/l	0.264 ± 0.0101	0.302 ± 0.023	0.0397	114	0.95
N,N-Dimethylsulfamide (DMS)	µg/l	0.463 ± 0.035	- ± -	0.0695	-	-
Nicosulfurone	µg/l	0.286 ± 0.0164	- ± -	0.0715	-	-
Prometryn	µg/l	0.623 ± 0.0317	- ± -	0.081	-	-
Propazine	µg/l	0.693 ± 0.0295	- ± -	0.0901	-	-
Sebuthylazine	µg/l	0.303 ± 0.0101	- ± -	0.0282	-	-
Simazine	µg/l	0.654 ± 0.0324	0.716 ± 0.041	0.0719	110	0.87
Terbuthylazine	µg/l	0.422 ± 0.013	0.426 ± 0.056	0.0464	101	0.09
Terbuthylazine-desethyl	µg/l	0.375 ± 0.0142	- ± -	0.0413	-	-
Terbutryn	µg/l	0.925 ± 0.0309	- ± -	0.0925	-	-



Sample: H112A

Parameter	Unit	Assigned value ± U (k=2)	Result ± U	Criterion	Recovery [%]	En-Score
2,6-Dichlorobenzamide	µg/l	0.556 ± 0.022	0.592 ± 0.057	0.0835	106	0.31
Alachlor	µg/l	0.791 ± 0.0409	- ± -	0.095	-	-
Atrazine	µg/l	0.622 ± 0.0167	0.669 ± 0.086	0.0684	108	0.27
Atrazine-desethyl	µg/l	1 ± 0.0338	1.04 ± 0.078	0.12	104	0.25
Atrazine-desethyl-desisopropyl	µg/l	- ± -	- ± -	-	-	-
Atrazine-desisopropyl	µg/l	0.39 ± 0.0172	0.407 ± 0.035	0.0546	104	0.23
Bromacil	µg/l	0.182 ± 0.00763	- ± -	0.0255	-	-
Chloridazon	µg/l	0.599 ± 0.0137	- ± -	0.0778	-	-
Chloridazon-desphenyl	µg/l	0.184 ± 0.00905	- ± -	0.0202	-	-
Chloridazon-methyl-desphenyl	µg/l	0.192 ± 0.0131	- ± -	0.0249	-	-
Clopyralid	µg/l	0.328 ± 0.0242	- ± -	0.082	-	-
Cyanazine	µg/l	0.355 ± 0.0315	- ± -	0.0497	-	-
Dimethenamide	µg/l	0.395 ± 0.0235	- ± -	0.0395	-	-
Diuron	µg/l	0.403 ± 0.0233	- ± -	0.0524	-	-
Metolachlor	µg/l	0.538 ± 0.0212	0.617 ± 0.047	0.0807	115	0.82
N,N-Dimethylsulfamide (DMS)	µg/l	0.234 ± 0.0187	- ± -	0.0351	-	-
Nicosulfurone	µg/l	0.55 ± 0.0821	- ± -	0.138	-	-
Prometryn	µg/l	0.786 ± 0.0212	- ± -	0.102	-	-
Propazine	µg/l	0.151 ± 0.00723	- ± -	0.0196	-	-
Sebuthylazine	µg/l	0.666 ± 0.0444	- ± -	0.062	-	-
Simazine	µg/l	0.346 ± 0.0182	0.382 ± 0.022	0.038	110	0.76
Terbuthylazine	µg/l	0.205 ± 0.00756	0.206 ± 0.027	0.0226	100	0.01
Terbuthylazine-desethyl	µg/l	0.907 ± 0.0454	- ± -	0.0998	-	-
Terbutryn	µg/l	0.945 ± 0.0336	- ± -	0.0945	-	-

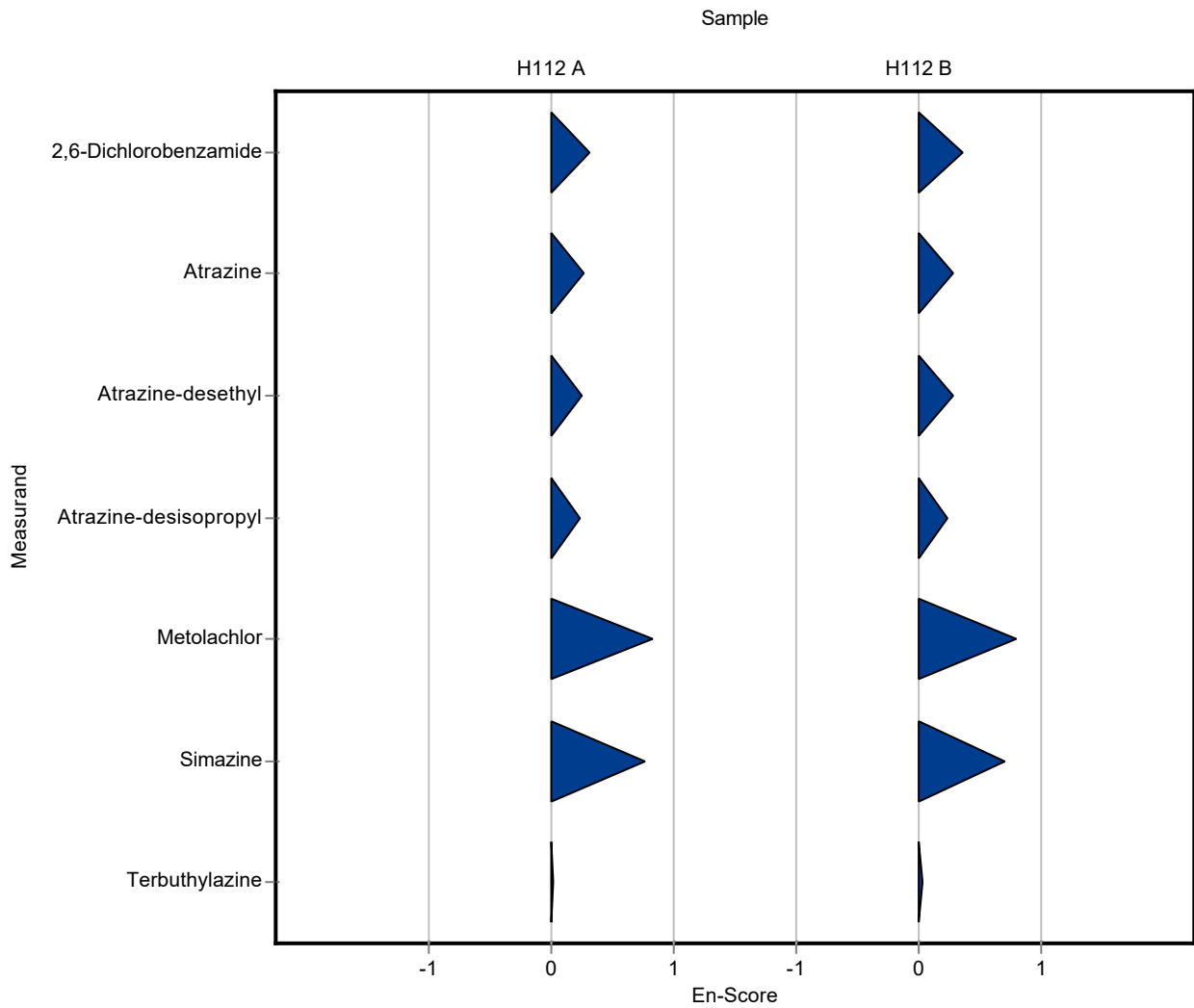
Sample: H112B

Parameter	Unit	Assigned value ± U (k=2)	Result ± U	Criterion	Recovery [%]	En-Score
2,6-Dichlorobenzamide	µg/l	0.688 ± 0.032	0.742 ± 0.072	0.103	108	0.37
Alachlor	µg/l	0.758 ± 0.0436	- ± -	0.091	-	-

Summary of results Pesticides H112 - En-Score

Labcode: LC0011

Parameter	Unit	Assigned value ± U (k=2)	Result ± U	Criterion	Recovery [%]	En-Score
Atrazine	µg/l	0.454 ± 0.0112	0.489 ± 0.063	0.05	108	0.28
Atrazine-desethyl	µg/l	0.378 ± 0.0112	0.395 ± 0.029	0.0454	104	0.29
Atrazine-desethyl-desisopropyl	µg/l	0.462 ± 0.0744	- ± -	0.143	-	-
Atrazine-desisopropyl	µg/l	0.814 ± 0.0348	0.85 ± 0.073	0.114	104	0.24
Bromacil	µg/l	0.368 ± 0.0277	- ± -	0.0515	-	-
Chloridazon	µg/l	0.645 ± 0.0188	- ± -	0.0838	-	-
Chloridazon-desphenyl	µg/l	0.373 ± 0.0223	- ± -	0.0411	-	-
Chloridazon-methyl-desphenyl	µg/l	0.231 ± 0.0163	- ± -	0.03	-	-
Clopyralid	µg/l	0.532 ± 0.0371	- ± -	0.133	-	-
Cyanazine	µg/l	0.587 ± 0.0503	- ± -	0.0822	-	-
Dimethenamide	µg/l	0.324 ± 0.0279	- ± -	0.0324	-	-
Diuron	µg/l	0.85 ± 0.0429	- ± -	0.11	-	-
Metolachlor	µg/l	0.264 ± 0.0101	0.302 ± 0.023	0.0397	114	0.80
N,N-Dimethylsulfamide (DMS)	µg/l	0.463 ± 0.035	- ± -	0.0695	-	-
Nicosulfurone	µg/l	0.286 ± 0.0164	- ± -	0.0715	-	-
Prometryn	µg/l	0.623 ± 0.0317	- ± -	0.081	-	-
Propazine	µg/l	0.693 ± 0.0295	- ± -	0.0901	-	-
Sebuthylazine	µg/l	0.303 ± 0.0101	- ± -	0.0282	-	-
Simazine	µg/l	0.654 ± 0.0324	0.716 ± 0.041	0.0719	110	0.71
Terbuthylazine	µg/l	0.422 ± 0.013	0.426 ± 0.056	0.0464	101	0.04
Terbuthylazine-desethyl	µg/l	0.375 ± 0.0142	- ± -	0.0413	-	-
Terbutryn	µg/l	0.925 ± 0.0309	- ± -	0.0925	-	-



Summary of results Pesticides H112

Labcode: LC0012

Sample: H112A

Parameter	Unit	Assigned value ± U (k=2)	Result ± U	Criterion	Recovery [%]	z-Score
2,6-Dichlorobenzamide	µg/l	0.556 ± 0.022	0.513 ± 0.15	0.0835	92.2	-0.52
Alachlor	µg/l	0.791 ± 0.0409	- ± -	0.095	-	-
Atrazine	µg/l	0.622 ± 0.0167	0.702 ± 0.21	0.0684	113	1.17
Atrazine-desethyl	µg/l	1 ± 0.0338	- ± -	0.12	-	-
Atrazine-desethyl-desisopropyl	µg/l	- ± -	- ± -	-	-	-
Atrazine-desisopropyl	µg/l	0.39 ± 0.0172	- ± -	0.0546	-	-
Bromacil	µg/l	0.182 ± 0.00763	- ± -	0.0255	-	-
Chloridazon	µg/l	0.599 ± 0.0137	0.609 ± 0.18	0.0778	102	0.13
Chloridazon-desphenyl	µg/l	0.184 ± 0.00905	0.176 ± 0.053	0.0202	95.6	-0.40
Chloridazon-methyl-desphenyl	µg/l	0.192 ± 0.0131	0.211 ± 0.063	0.0249	110	0.78
Clopyralid	µg/l	0.328 ± 0.0242	- ± -	0.082	-	-
Cyanazine	µg/l	0.355 ± 0.0315	- ± -	0.0497	-	-
Dimethenamide	µg/l	0.395 ± 0.0235	0.444 ± 0.13	0.0395	113	1.25
Diuron	µg/l	0.403 ± 0.0233	- ± -	0.0524	-	-
Metolachlor	µg/l	0.538 ± 0.0212	0.575 ± 0.17	0.0807	107	0.46
N,N-Dimethylsulfamide (DMS)	µg/l	0.234 ± 0.0187	0.206 ± 0.062	0.0351	88.1	-0.80
Nicosulfurone	µg/l	0.55 ± 0.0821	0.483 ± 0.14	0.138	87.8	-0.49
Prometryn	µg/l	0.786 ± 0.0212	- ± -	0.102	-	-
Propazine	µg/l	0.151 ± 0.00723	- ± -	0.0196	-	-
Sebuthylazine	µg/l	0.666 ± 0.0444	- ± -	0.062	-	-
Simazine	µg/l	0.346 ± 0.0182	- ± -	0.038	-	-
Terbuthylazine	µg/l	0.205 ± 0.00756	0.827 ± 0.25	0.0226	403	27.50
Terbuthylazine-desethyl	µg/l	0.907 ± 0.0454	- ± -	0.0998	-	-
Terbutryn	µg/l	0.945 ± 0.0336	- ± -	0.0945	-	-

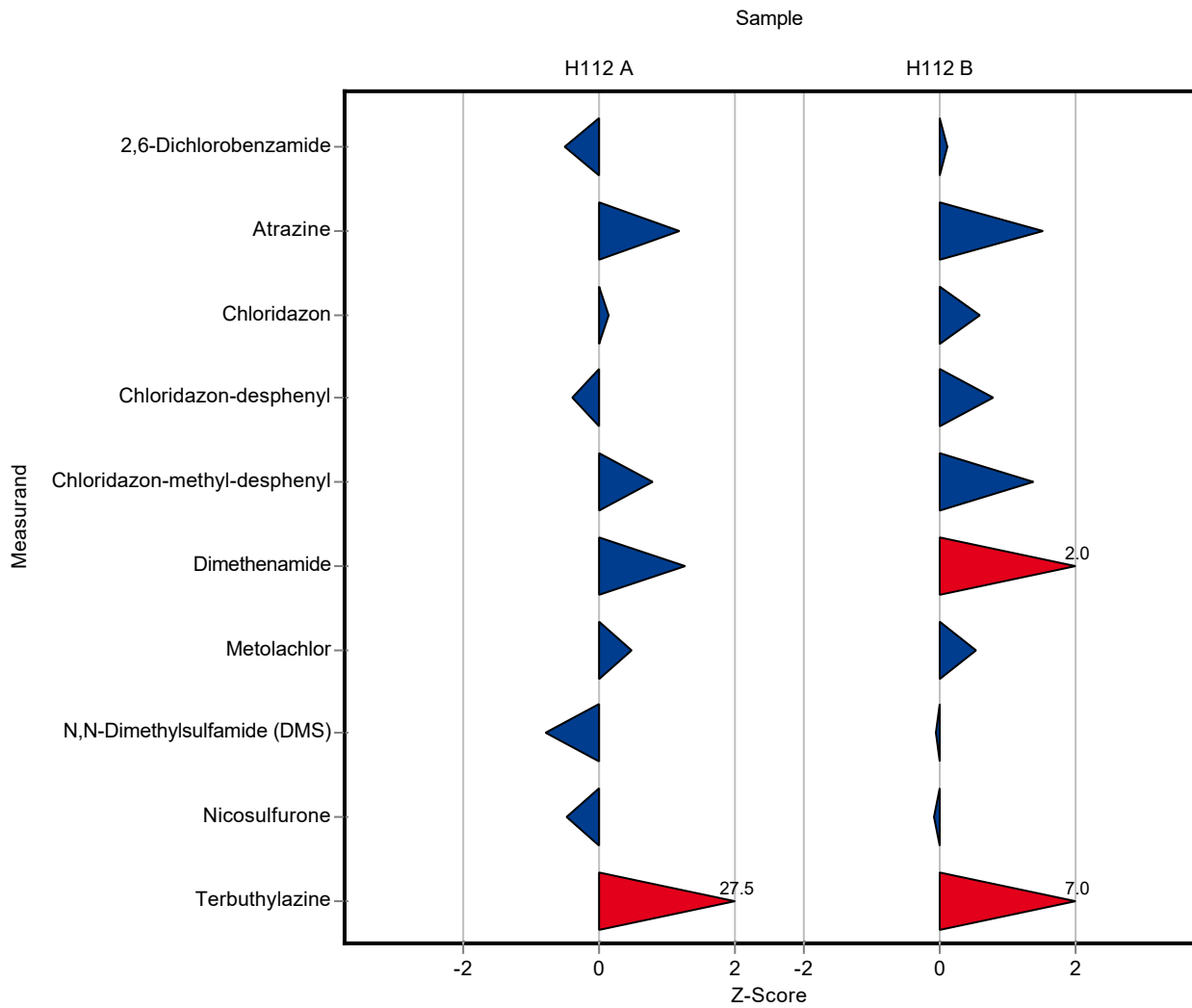
Sample: H112B

Parameter	Unit	Assigned value ± U (k=2)	Result ± U	Criterion	Recovery [%]	z-Score
2,6-Dichlorobenzamide	µg/l	0.688 ± 0.032	0.699 ± 0.21	0.103	102	0.11
Alachlor	µg/l	0.758 ± 0.0436	- ± -	0.091	-	-

Summary of results Pesticides H112

Labcode: LC0012

Parameter	Unit	Assigned value ± U (k=2)	Result ± U	Criterion	Recovery [%]	z-Score
Atrazine	µg/l	0.454 ± 0.0112	0.53 ± 0.16	0.05	117	1.52
Atrazine-desethyl	µg/l	0.378 ± 0.0112	- ± -	0.0454	-	-
Atrazine-desethyl-desisopropyl	µg/l	0.462 ± 0.0744	- ± -	0.143	-	-
Atrazine-desisopropyl	µg/l	0.814 ± 0.0348	- ± -	0.114	-	-
Bromacil	µg/l	0.368 ± 0.0277	- ± -	0.0515	-	-
Chloridazon	µg/l	0.645 ± 0.0188	0.695 ± 0.21	0.0838	108	0.60
Chloridazon-desphenyl	µg/l	0.373 ± 0.0223	0.406 ± 0.12	0.0411	109	0.80
Chloridazon-methyl-desphenyl	µg/l	0.231 ± 0.0163	0.273 ± 0.082	0.03	118	1.39
Clopyralid	µg/l	0.532 ± 0.0371	- ± -	0.133	-	-
Cyanazine	µg/l	0.587 ± 0.0503	- ± -	0.0822	-	-
Dimethenamide	µg/l	0.324 ± 0.0279	0.389 ± 0.12	0.0324	120	2.01
Diuron	µg/l	0.85 ± 0.0429	- ± -	0.11	-	-
Metolachlor	µg/l	0.264 ± 0.0101	0.286 ± 0.086	0.0397	108	0.55
N,N-Dimethylsulfamide (DMS)	µg/l	0.463 ± 0.035	0.459 ± 0.14	0.0695	99.1	-0.06
Nicosulfurone	µg/l	0.286 ± 0.0164	0.28 ± 0.084	0.0715	97.9	-0.08
Prometryn	µg/l	0.623 ± 0.0317	- ± -	0.081	-	-
Propazine	µg/l	0.693 ± 0.0295	- ± -	0.0901	-	-
Sebuthylazine	µg/l	0.303 ± 0.0101	- ± -	0.0282	-	-
Simazine	µg/l	0.654 ± 0.0324	- ± -	0.0719	-	-
Terbuthylazine	µg/l	0.422 ± 0.013	0.746 ± 0.22	0.0464	177	6.98
Terbuthylazine-desethyl	µg/l	0.375 ± 0.0142	- ± -	0.0413	-	-
Terbutryn	µg/l	0.925 ± 0.0309	- ± -	0.0925	-	-



Sample: H112A

Parameter	Unit	Assigned value ± U (k=2)	Result ± U	Criterion	Recovery [%]	En-Score
2,6-Dichlorobenzamide	µg/l	0.556 ± 0.022	0.513 ± 0.15	0.0835	92.2	-0.14
Alachlor	µg/l	0.791 ± 0.0409	- ± -	0.095	-	-
Atrazine	µg/l	0.622 ± 0.0167	0.702 ± 0.21	0.0684	113	0.19
Atrazine-desethyl	µg/l	1 ± 0.0338	- ± -	0.12	-	-
Atrazine-desethyl-desisopropyl	µg/l	- ± -	- ± -	-	-	-
Atrazine-desisopropyl	µg/l	0.39 ± 0.0172	- ± -	0.0546	-	-
Bromacil	µg/l	0.182 ± 0.00763	- ± -	0.0255	-	-
Chloridazon	µg/l	0.599 ± 0.0137	0.609 ± 0.18	0.0778	102	0.03
Chloridazon-desphenyl	µg/l	0.184 ± 0.00905	0.176 ± 0.053	0.0202	95.6	-0.08
Chloridazon-methyl-desphenyl	µg/l	0.192 ± 0.0131	0.211 ± 0.063	0.0249	110	0.15
Clopyralid	µg/l	0.328 ± 0.0242	- ± -	0.082	-	-
Cyanazine	µg/l	0.355 ± 0.0315	- ± -	0.0497	-	-
Dimethenamide	µg/l	0.395 ± 0.0235	0.444 ± 0.13	0.0395	113	0.19
Diuron	µg/l	0.403 ± 0.0233	- ± -	0.0524	-	-
Metolachlor	µg/l	0.538 ± 0.0212	0.575 ± 0.17	0.0807	107	0.11
N,N-Dimethylsulfamide (DMS)	µg/l	0.234 ± 0.0187	0.206 ± 0.062	0.0351	88.1	-0.22
Nicosulfurone	µg/l	0.55 ± 0.0821	0.483 ± 0.14	0.138	87.8	-0.23
Prometryn	µg/l	0.786 ± 0.0212	- ± -	0.102	-	-
Propazine	µg/l	0.151 ± 0.00723	- ± -	0.0196	-	-
Sebuthylazine	µg/l	0.666 ± 0.0444	- ± -	0.062	-	-
Simazine	µg/l	0.346 ± 0.0182	- ± -	0.038	-	-
Terbuthylazine	µg/l	0.205 ± 0.00756	0.827 ± 0.25	0.0226	403	1.24
Terbuthylazine-desethyl	µg/l	0.907 ± 0.0454	- ± -	0.0998	-	-
Terbutryn	µg/l	0.945 ± 0.0336	- ± -	0.0945	-	-

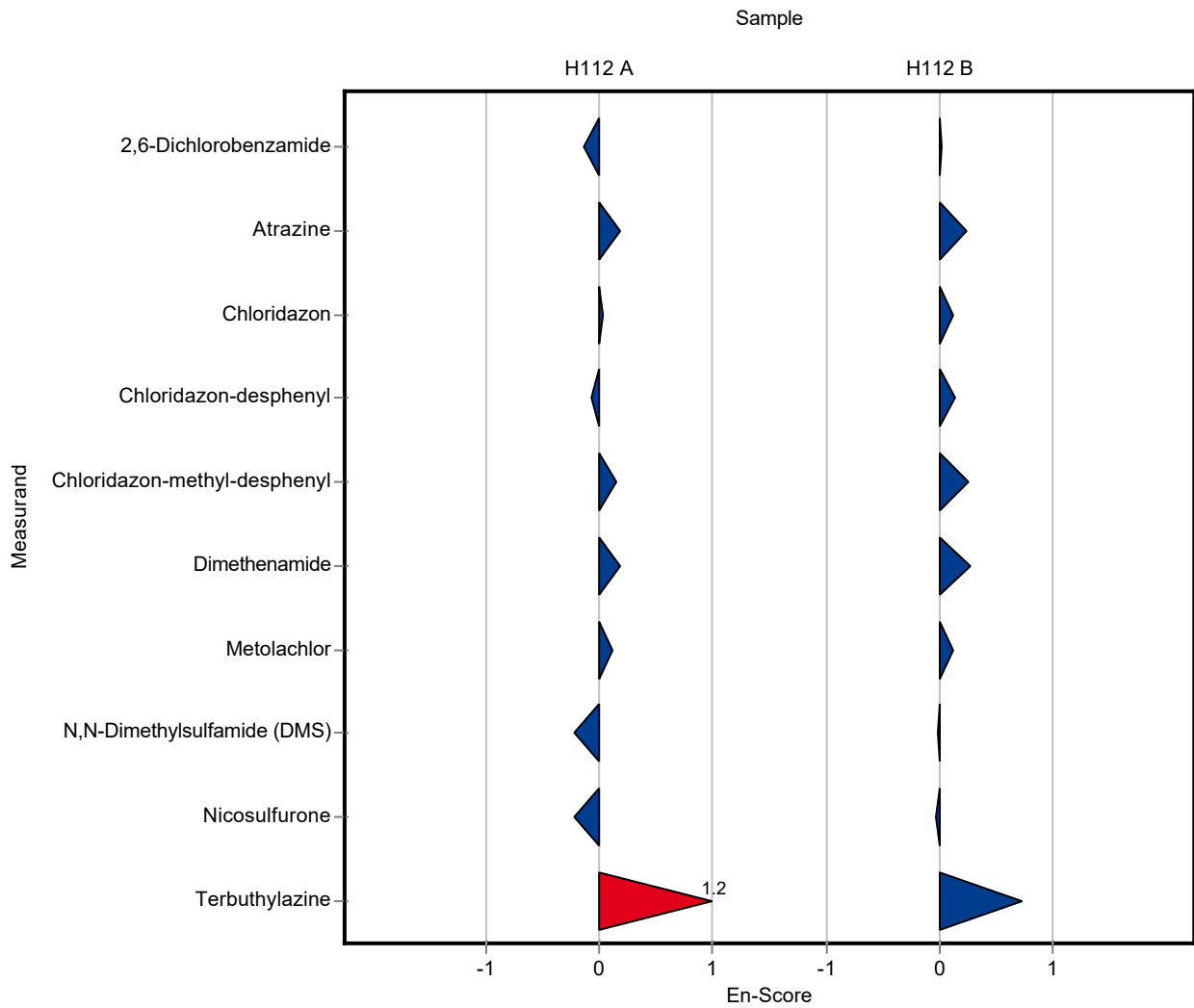
Sample: H112B

Parameter	Unit	Assigned value ± U (k=2)	Result ± U	Criterion	Recovery [%]	En-Score
2,6-Dichlorobenzamide	µg/l	0.688 ± 0.032	0.699 ± 0.21	0.103	102	0.03
Alachlor	µg/l	0.758 ± 0.0436	- ± -	0.091	-	-

Summary of results Pesticides H112 - En-Score

Labcode: LC0012

Parameter	Unit	Assigned value ± U (k=2)	Result ± U	Criterion	Recovery [%]	En-Score
Atrazine	µg/l	0.454 ± 0.0112	0.53 ± 0.16	0.05	117	0.24
Atrazine-desethyl	µg/l	0.378 ± 0.0112	- ± -	0.0454	-	-
Atrazine-desethyl-desisopropyl	µg/l	0.462 ± 0.0744	- ± -	0.143	-	-
Atrazine-desisopropyl	µg/l	0.814 ± 0.0348	- ± -	0.114	-	-
Bromacil	µg/l	0.368 ± 0.0277	- ± -	0.0515	-	-
Chloridazon	µg/l	0.645 ± 0.0188	0.695 ± 0.21	0.0838	108	0.12
Chloridazon-desphenyl	µg/l	0.373 ± 0.0223	0.406 ± 0.12	0.0411	109	0.14
Chloridazon-methyl-desphenyl	µg/l	0.231 ± 0.0163	0.273 ± 0.082	0.03	118	0.25
Clopyralid	µg/l	0.532 ± 0.0371	- ± -	0.133	-	-
Cyanazine	µg/l	0.587 ± 0.0503	- ± -	0.0822	-	-
Dimethenamide	µg/l	0.324 ± 0.0279	0.389 ± 0.12	0.0324	120	0.27
Diuron	µg/l	0.85 ± 0.0429	- ± -	0.11	-	-
Metolachlor	µg/l	0.264 ± 0.0101	0.286 ± 0.086	0.0397	108	0.13
N,N-Dimethylsulfamide (DMS)	µg/l	0.463 ± 0.035	0.459 ± 0.14	0.0695	99.1	-0.02
Nicosulfurone	µg/l	0.286 ± 0.0164	0.28 ± 0.084	0.0715	97.9	-0.04
Prometryn	µg/l	0.623 ± 0.0317	- ± -	0.081	-	-
Propazine	µg/l	0.693 ± 0.0295	- ± -	0.0901	-	-
Sebuthylazine	µg/l	0.303 ± 0.0101	- ± -	0.0282	-	-
Simazine	µg/l	0.654 ± 0.0324	- ± -	0.0719	-	-
Terbuthylazine	µg/l	0.422 ± 0.013	0.746 ± 0.22	0.0464	177	0.74
Terbuthylazine-desethyl	µg/l	0.375 ± 0.0142	- ± -	0.0413	-	-
Terbutryn	µg/l	0.925 ± 0.0309	- ± -	0.0925	-	-



Summary of results Pesticides H112

Labcode: LC0013

Sample: H112A

Parameter	Unit	Assigned value ± U (k=2)	Result ± U	Criterion	Recovery [%]	z-Score
2,6-Dichlorobenzamide	µg/l	0.556 ± 0.022	0.508 ± 0.008	0.0835	91.3	-0.58
Alachlor	µg/l	0.791 ± 0.0409	0.758 ± 0.018	0.095	95.8	-0.35
Atrazine	µg/l	0.622 ± 0.0167	0.559 ± 0.01	0.0684	89.9	-0.92
Atrazine-desethyl	µg/l	1 ± 0.0338	0.97 ± 0.013	0.12	97	-0.25
Atrazine-desethyl-desisopropyl	µg/l	- ± -	0.352 ± 0.009	-	-	-
Atrazine-desisopropyl	µg/l	0.39 ± 0.0172	0.341 ± 0.006	0.0546	87.4	-0.90
Bromacil	µg/l	0.182 ± 0.00763	0.186 ± 0.008	0.0255	102	0.16
Chloridazon	µg/l	0.599 ± 0.0137	0.604 ± 0.032	0.0778	101	0.07
Chloridazon-desphenyl	µg/l	0.184 ± 0.00905	0.161 ± 0.031	0.0202	87.5	-1.14
Chloridazon-methyl-desphenyl	µg/l	0.192 ± 0.0131	0.191 ± 0.009	0.0249	99.7	-0.02
Clopyralid	µg/l	0.328 ± 0.0242	0.335 ± 0.009	0.082	102	0.09
Cyanazine	µg/l	0.355 ± 0.0315	0.308 ± 0.007	0.0497	86.8	-0.94
Dimethenamide	µg/l	0.395 ± 0.0235	0.382 ± 0.009	0.0395	96.8	-0.32
Diuron	µg/l	0.403 ± 0.0233	0.407 ± 0.008	0.0524	101	0.08
Metolachlor	µg/l	0.538 ± 0.0212	0.544 ± 0.008	0.0807	101	0.08
N,N-Dimethylsulfamide (DMS)	µg/l	0.234 ± 0.0187	0.211 ± 0.012	0.0351	90.2	-0.65
Nicosulfurone	µg/l	0.55 ± 0.0821	- ± -	0.138	-	-
Prometryn	µg/l	0.786 ± 0.0212	0.783 ± 0.011	0.102	99.7	-0.02
Propazine	µg/l	0.151 ± 0.00723	0.178 ± 0.007	0.0196	118	1.38
Sebuthylazine	µg/l	0.666 ± 0.0444	0.632 ± 0.013	0.062	94.9	-0.55
Simazine	µg/l	0.346 ± 0.0182	0.337 ± 0.007	0.038	97.4	-0.23
Terbuthylazine	µg/l	0.205 ± 0.00756	0.193 ± 0.008	0.0226	94	-0.55
Terbuthylazine-desethyl	µg/l	0.907 ± 0.0454	0.837 ± 0.012	0.0998	92.3	-0.70
Terbutryn	µg/l	0.945 ± 0.0336	0.962 ± 0.018	0.0945	102	0.18

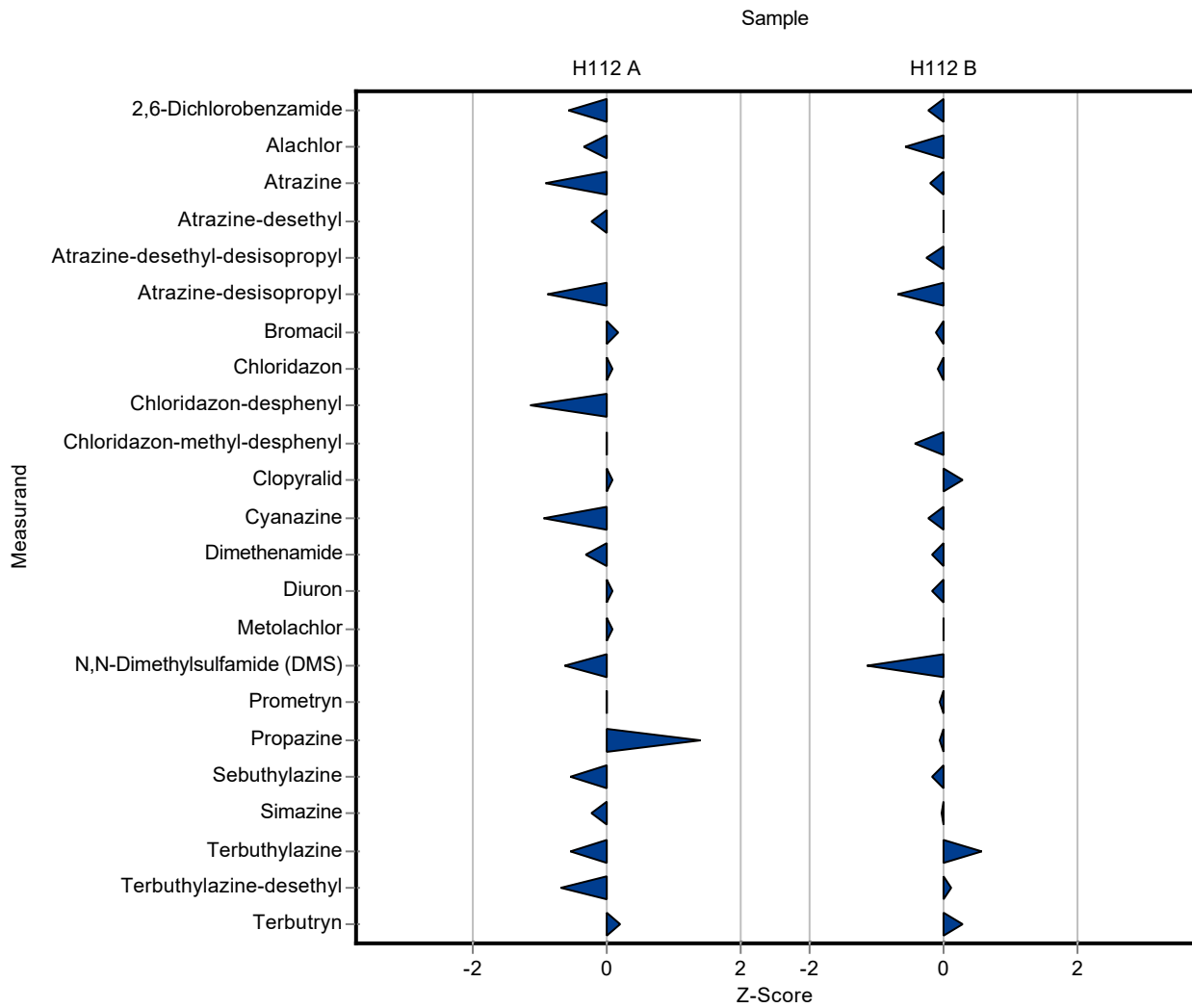
Sample: H112B

Parameter	Unit	Assigned value ± U (k=2)	Result ± U	Criterion	Recovery [%]	z-Score
2,6-Dichlorobenzamide	µg/l	0.688 ± 0.032	0.665 ± 0.014	0.103	96.7	-0.22
Alachlor	µg/l	0.758 ± 0.0436	0.707 ± 0.018	0.091	93.3	-0.56

Summary of results Pesticides H112

Labcode: LC0013

Parameter	Unit	Assigned value ± U (k=2)	Result ± U	Criterion	Recovery [%]	z-Score
Atrazine	µg/l	0.454 ± 0.0112	0.445 ± 0.009	0.05	98	-0.18
Atrazine-desethyl	µg/l	0.378 ± 0.0112	0.379 ± 0.007	0.0454	100	0.02
Atrazine-desethyl-desisopropyl	µg/l	0.462 ± 0.0744	0.427 ± 0.009	0.143	92.4	-0.24
Atrazine-desisopropyl	µg/l	0.814 ± 0.0348	0.737 ± 0.013	0.114	90.6	-0.67
Bromacil	µg/l	0.368 ± 0.0277	0.363 ± 0.009	0.0515	98.7	-0.10
Chloridazon	µg/l	0.645 ± 0.0188	0.639 ± 0.032	0.0838	99.1	-0.07
Chloridazon-desphenyl	µg/l	0.373 ± 0.0223	- ± -	0.0411	-	-
Chloridazon-methyl-desphenyl	µg/l	0.231 ± 0.0163	0.219 ± 0.01	0.03	94.8	-0.40
Clopyralid	µg/l	0.532 ± 0.0371	0.571 ± 0.034	0.133	107	0.29
Cyanazine	µg/l	0.587 ± 0.0503	0.57 ± 0.008	0.0822	97	-0.21
Dimethenamide	µg/l	0.324 ± 0.0279	0.319 ± 0.009	0.0324	98.5	-0.15
Diuron	µg/l	0.85 ± 0.0429	0.832 ± 0.03	0.11	97.9	-0.16
Metolachlor	µg/l	0.264 ± 0.0101	0.265 ± 0.008	0.0397	100	0.02
N,N-Dimethylsulfamide (DMS)	µg/l	0.463 ± 0.035	0.385 ± 0.013	0.0695	83.1	-1.13
Nicosulfurone	µg/l	0.286 ± 0.0164	- ± -	0.0715	-	-
Prometryn	µg/l	0.623 ± 0.0317	0.618 ± 0.011	0.081	99.2	-0.06
Propazine	µg/l	0.693 ± 0.0295	0.688 ± 0.014	0.0901	99.3	-0.06
Sebuthylazine	µg/l	0.303 ± 0.0101	0.299 ± 0.007	0.0282	98.5	-0.16
Simazine	µg/l	0.654 ± 0.0324	0.653 ± 0.14	0.0719	99.9	-0.01
Terbuthylazine	µg/l	0.422 ± 0.013	0.449 ± 0.009	0.0464	106	0.58
Terbuthylazine-desethyl	µg/l	0.375 ± 0.0142	0.38 ± 0.006	0.0413	101	0.12
Terbutryn	µg/l	0.925 ± 0.0309	0.952 ± 0.018	0.0925	103	0.29



Sample: H112A

Parameter	Unit	Assigned value ± U (k=2)	Result ± U	Criterion	Recovery [%]	En-Score
2,6-Dichlorobenzamide	µg/l	0.556 ± 0.022	0.508 ± 0.008	0.0835	91.3	-1.78
Alachlor	µg/l	0.791 ± 0.0409	0.758 ± 0.018	0.095	95.8	-0.61
Atrazine	µg/l	0.622 ± 0.0167	0.559 ± 0.01	0.0684	89.9	-2.42
Atrazine-desethyl	µg/l	1 ± 0.0338	0.97 ± 0.013	0.12	97	-0.70
Atrazine-desethyl-desisopropyl	µg/l	- ± -	0.352 ± 0.009	-	-	-
Atrazine-desisopropyl	µg/l	0.39 ± 0.0172	0.341 ± 0.006	0.0546	87.4	-2.35
Bromacil	µg/l	0.182 ± 0.00763	0.186 ± 0.008	0.0255	102	0.23
Chloridazon	µg/l	0.599 ± 0.0137	0.604 ± 0.032	0.0778	101	0.08
Chloridazon-desphenyl	µg/l	0.184 ± 0.00905	0.161 ± 0.031	0.0202	87.5	-0.37
Chloridazon-methyl-desphenyl	µg/l	0.192 ± 0.0131	0.191 ± 0.009	0.0249	99.7	-0.03
Clopyralid	µg/l	0.328 ± 0.0242	0.335 ± 0.009	0.082	102	0.23
Cyanazine	µg/l	0.355 ± 0.0315	0.308 ± 0.007	0.0497	86.8	-1.35
Dimethenamide	µg/l	0.395 ± 0.0235	0.382 ± 0.009	0.0395	96.8	-0.43
Diuron	µg/l	0.403 ± 0.0233	0.407 ± 0.008	0.0524	101	0.14
Metolachlor	µg/l	0.538 ± 0.0212	0.544 ± 0.008	0.0807	101	0.23
N,N-Dimethylsulfamide (DMS)	µg/l	0.234 ± 0.0187	0.211 ± 0.012	0.0351	90.2	-0.75
Nicosulfurone	µg/l	0.55 ± 0.0821	- ± -	0.138	-	-
Prometryn	µg/l	0.786 ± 0.0212	0.783 ± 0.011	0.102	99.7	-0.08
Propazine	µg/l	0.151 ± 0.00723	0.178 ± 0.007	0.0196	118	1.71
Sebuthylazine	µg/l	0.666 ± 0.0444	0.632 ± 0.013	0.062	94.9	-0.67
Simazine	µg/l	0.346 ± 0.0182	0.337 ± 0.007	0.038	97.4	-0.39
Terbuthylazine	µg/l	0.205 ± 0.00756	0.193 ± 0.008	0.0226	94	-0.70
Terbuthylazine-desethyl	µg/l	0.907 ± 0.0454	0.837 ± 0.012	0.0998	92.3	-1.37
Terbutryn	µg/l	0.945 ± 0.0336	0.962 ± 0.018	0.0945	102	0.34

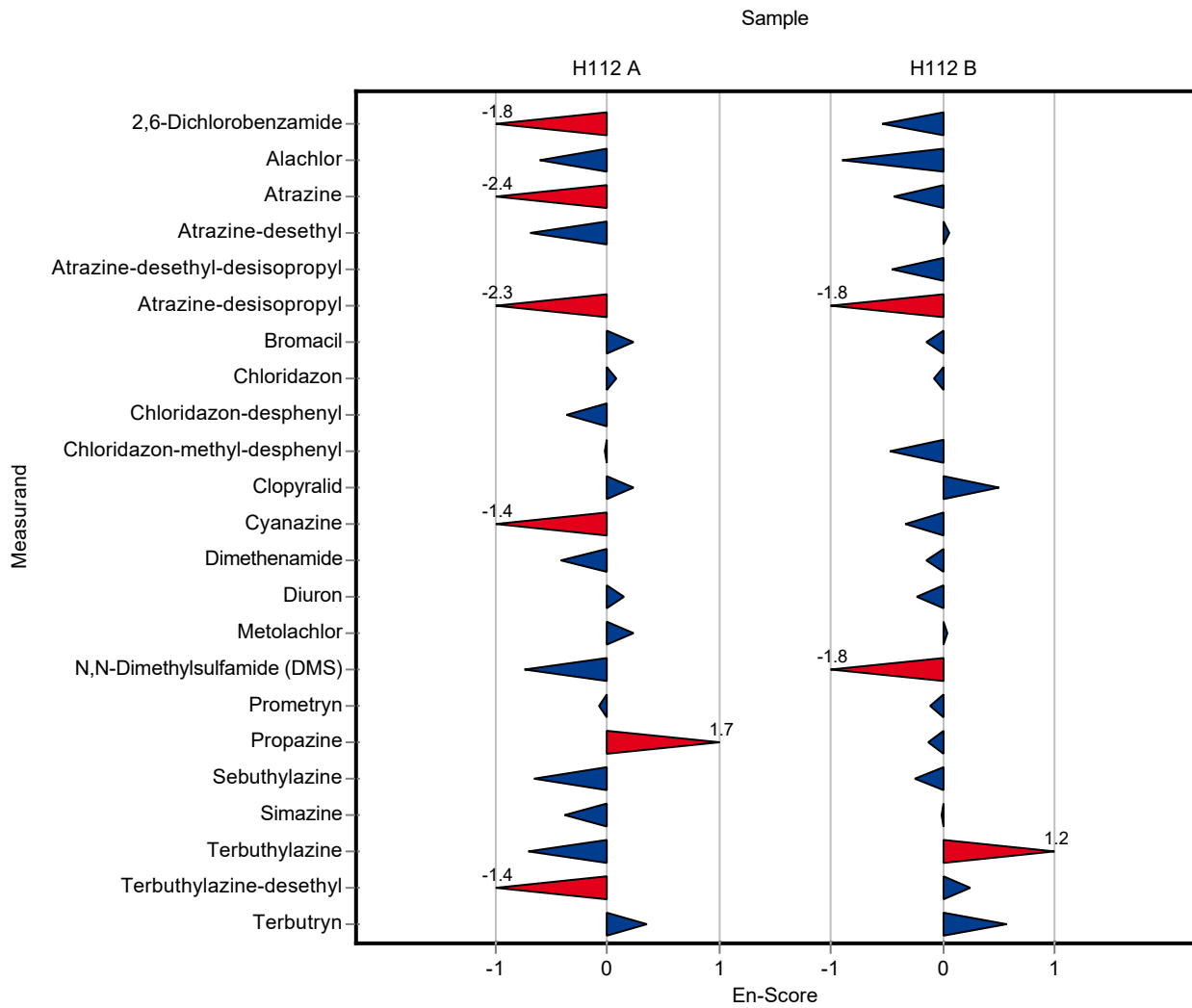
Sample: H112B

Parameter	Unit	Assigned value ± U (k=2)	Result ± U	Criterion	Recovery [%]	En-Score
2,6-Dichlorobenzamide	µg/l	0.688 ± 0.032	0.665 ± 0.014	0.103	96.7	-0.54
Alachlor	µg/l	0.758 ± 0.0436	0.707 ± 0.018	0.091	93.3	-0.90

Summary of results Pesticides H112 - En-Score

Labcode: LC0013

Parameter	Unit	Assigned value ± U (k=2)	Result ± U	Criterion	Recovery [%]	En-Score
Atrazine	µg/l	0.454 ± 0.0112	0.445 ± 0.009	0.05	98	-0.43
Atrazine-desethyl	µg/l	0.378 ± 0.0112	0.379 ± 0.007	0.0454	100	0.06
Atrazine-desethyl-desisopropyl	µg/l	0.462 ± 0.0744	0.427 ± 0.009	0.143	92.4	-0.46
Atrazine-desisopropyl	µg/l	0.814 ± 0.0348	0.737 ± 0.013	0.114	90.6	-1.77
Bromacil	µg/l	0.368 ± 0.0277	0.363 ± 0.009	0.0515	98.7	-0.15
Chloridazon	µg/l	0.645 ± 0.0188	0.639 ± 0.032	0.0838	99.1	-0.09
Chloridazon-desphenyl	µg/l	0.373 ± 0.0223	- ± -	0.0411	-	-
Chloridazon-methyl-desphenyl	µg/l	0.231 ± 0.0163	0.219 ± 0.01	0.03	94.8	-0.47
Clopyralid	µg/l	0.532 ± 0.0371	0.571 ± 0.034	0.133	107	0.50
Cyanazine	µg/l	0.587 ± 0.0503	0.57 ± 0.008	0.0822	97	-0.33
Dimethenamide	µg/l	0.324 ± 0.0279	0.319 ± 0.009	0.0324	98.5	-0.15
Diuron	µg/l	0.85 ± 0.0429	0.832 ± 0.03	0.11	97.9	-0.24
Metolachlor	µg/l	0.264 ± 0.0101	0.265 ± 0.008	0.0397	100	0.04
N,N-Dimethylsulfamide (DMS)	µg/l	0.463 ± 0.035	0.385 ± 0.013	0.0695	83.1	-1.80
Nicosulfurone	µg/l	0.286 ± 0.0164	- ± -	0.0715	-	-
Prometryn	µg/l	0.623 ± 0.0317	0.618 ± 0.011	0.081	99.2	-0.12
Propazine	µg/l	0.693 ± 0.0295	0.688 ± 0.014	0.0901	99.3	-0.12
Sebuthylazine	µg/l	0.303 ± 0.0101	0.299 ± 0.007	0.0282	98.5	-0.26
Simazine	µg/l	0.654 ± 0.0324	0.653 ± 0.14	0.0719	99.9	0.00
Terbuthylazine	µg/l	0.422 ± 0.013	0.449 ± 0.009	0.0464	106	1.22
Terbuthylazine-desethyl	µg/l	0.375 ± 0.0142	0.38 ± 0.006	0.0413	101	0.25
Terbutryn	µg/l	0.925 ± 0.0309	0.952 ± 0.018	0.0925	103	0.57



Summary of results Pesticides H112

Labcode: LC0014

Sample: H112A

Parameter	Unit	Assigned value ± U (k=2)	Result ± U	Criterion	Recovery [%]	z-Score
2,6-Dichlorobenzamide	µg/l	0.556 ± 0.022	0.316 ± 0.032	0.0835	56.8	-2.88
Alachlor	µg/l	0.791 ± 0.0409	0.676 ± 0.068	0.095	85.4	-1.22
Atrazine	µg/l	0.622 ± 0.0167	0.587 ± 0.059	0.0684	94.4	-0.51
Atrazine-desethyl	µg/l	1 ± 0.0338	0.628 ± 0.063	0.12	62.8	-3.10
Atrazine-desethyl-desisopropyl	µg/l	- ± -	- ± -	-	-	-
Atrazine-desisopropyl	µg/l	0.39 ± 0.0172	0.358 ± 0.036	0.0546	91.7	-0.59
Bromacil	µg/l	0.182 ± 0.00763	0.107 ± 0.011	0.0255	58.8	-2.94
Chloridazon	µg/l	0.599 ± 0.0137	0.426 ± 0.043	0.0778	71.2	-2.22
Chloridazon-desphenyl	µg/l	0.184 ± 0.00905	0.121 ± 0.012	0.0202	65.7	-3.11
Chloridazon-methyl-desphenyl	µg/l	0.192 ± 0.0131	0.146 ± 0.015	0.0249	76.2	-1.83
Clopyralid	µg/l	0.328 ± 0.0242	- ± -	0.082	-	-
Cyanazine	µg/l	0.355 ± 0.0315	0.237 ± 0.024	0.0497	66.8	-2.37
Dimethenamide	µg/l	0.395 ± 0.0235	0.371 ± 0.037	0.0395	94	-0.60
Diuron	µg/l	0.403 ± 0.0233	0.352 ± 0.035	0.0524	87.4	-0.97
Metolachlor	µg/l	0.538 ± 0.0212	0.445 ± 0.045	0.0807	82.7	-1.15
N,N-Dimethylsulfamide (DMS)	µg/l	0.234 ± 0.0187	0.107 ± 0.011	0.0351	45.8	-3.62
Nicosulfurone	µg/l	0.55 ± 0.0821	0.748 ± 0.075	0.138	136	1.44
Prometryn	µg/l	0.786 ± 0.0212	1.651 ± 0.165	0.102	210	8.48
Propazine	µg/l	0.151 ± 0.00723	0.122 ± 0.012	0.0196	80.8	-1.48
Sebuthylazine	µg/l	0.666 ± 0.0444	0.567 ± 0.057	0.062	85.1	-1.60
Simazine	µg/l	0.346 ± 0.0182	0.245 ± 0.025	0.038	70.8	-2.65
Terbuthylazine	µg/l	0.205 ± 0.00756	0.174 ± 0.017	0.0226	84.7	-1.39
Terbuthylazine-desethyl	µg/l	0.907 ± 0.0454	0.804 ± 0.08	0.0998	88.6	-1.03
Terbutryn	µg/l	0.945 ± 0.0336	0.839 ± 0.084	0.0945	88.8	-1.12

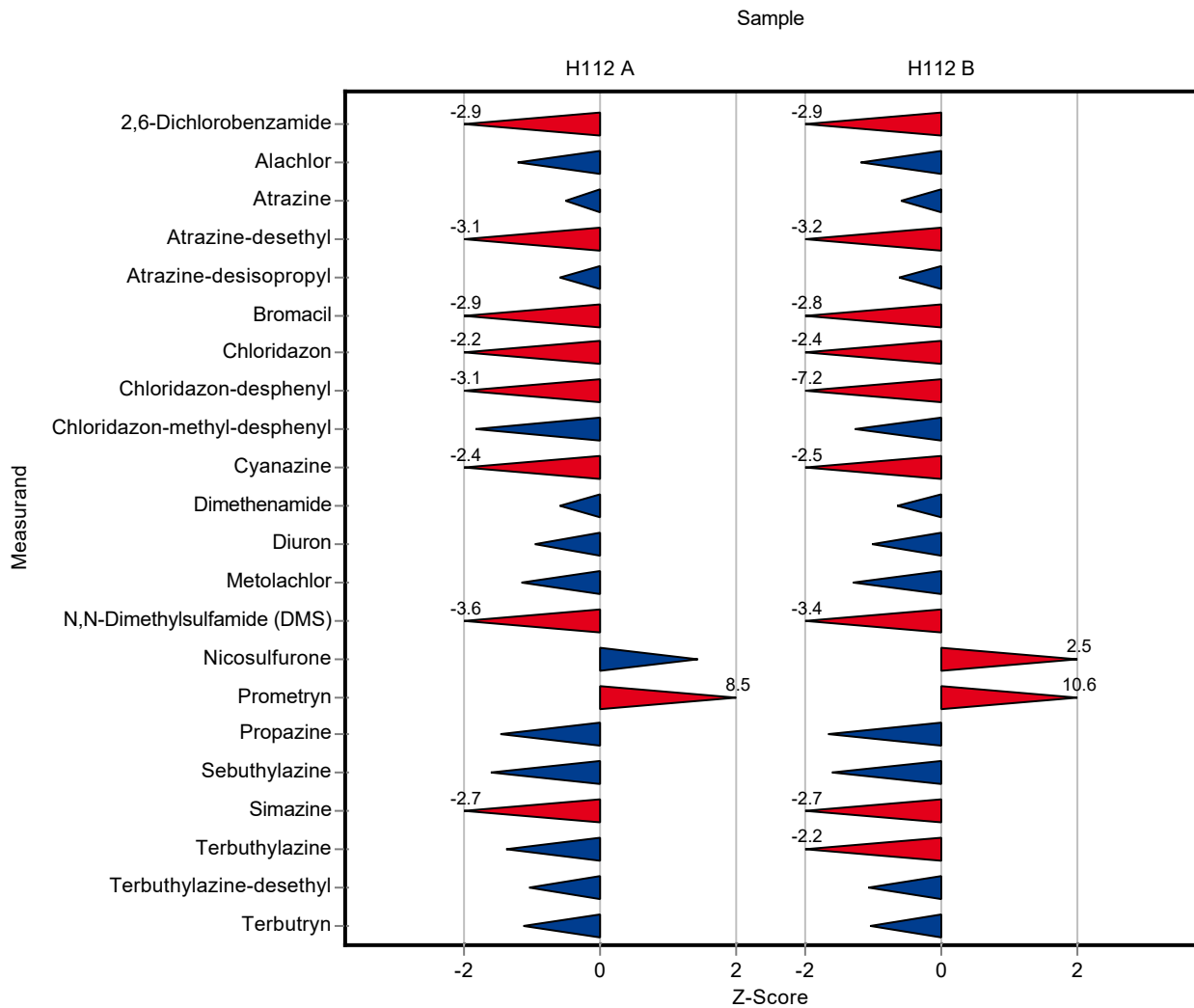
Sample: H112B

Parameter	Unit	Assigned value ± U (k=2)	Result ± U	Criterion	Recovery [%]	z-Score
2,6-Dichlorobenzamide	µg/l	0.688 ± 0.032	0.385 ± 0.039	0.103	56	-2.94
Alachlor	µg/l	0.758 ± 0.0436	0.65 ± 0.065	0.091	85.7	-1.19

Summary of results Pesticides H112

Labcode: LC0014

Parameter	Unit	Assigned value ± U (k=2)	Result ± U	Criterion	Recovery [%]	z-Score
Atrazine	µg/l	0.454 ± 0.0112	0.425 ± 0.043	0.05	93.6	-0.58
Atrazine-desethyl	µg/l	0.378 ± 0.0112	0.235 ± 0.024	0.0454	62.2	-3.15
Atrazine-desethyl-desisopropyl	µg/l	0.462 ± 0.0744	- ± -	0.143	-	-
Atrazine-desisopropyl	µg/l	0.814 ± 0.0348	0.743 ± 0.074	0.114	91.3	-0.62
Bromacil	µg/l	0.368 ± 0.0277	0.222 ± 0.022	0.0515	60.3	-2.83
Chloridazon	µg/l	0.645 ± 0.0188	0.441 ± 0.044	0.0838	68.4	-2.43
Chloridazon-desphenyl	µg/l	0.373 ± 0.0223	0.078 ± 0.008	0.0411	20.9	-7.19
Chloridazon-methyl-desphenyl	µg/l	0.231 ± 0.0163	0.193 ± 0.019	0.03	83.5	-1.27
Clopyralid	µg/l	0.532 ± 0.0371	- ± -	0.133	-	-
Cyanazine	µg/l	0.587 ± 0.0503	0.379 ± 0.038	0.0822	64.5	-2.53
Dimethenamide	µg/l	0.324 ± 0.0279	0.303 ± 0.03	0.0324	93.6	-0.64
Diuron	µg/l	0.85 ± 0.0429	0.739 ± 0.074	0.11	87	-1.00
Metolachlor	µg/l	0.264 ± 0.0101	0.213 ± 0.021	0.0397	80.6	-1.29
N,N-Dimethylsulfamide (DMS)	µg/l	0.463 ± 0.035	0.23 ± 0.023	0.0695	49.6	-3.36
Nicosulfurone	µg/l	0.286 ± 0.0164	0.462 ± 0.046	0.0715	162	2.46
Prometryn	µg/l	0.623 ± 0.0317	1.481 ± 0.148	0.081	238	10.60
Propazine	µg/l	0.693 ± 0.0295	0.545 ± 0.055	0.0901	78.6	-1.64
Sebuthylazine	µg/l	0.303 ± 0.0101	0.258 ± 0.026	0.0282	85	-1.61
Simazine	µg/l	0.654 ± 0.0324	0.459 ± 0.046	0.0719	70.2	-2.71
Terbuthylazine	µg/l	0.422 ± 0.013	0.318 ± 0.032	0.0464	75.4	-2.24
Terbuthylazine-desethyl	µg/l	0.375 ± 0.0142	0.331 ± 0.033	0.0413	88.2	-1.07
Terbutryn	µg/l	0.925 ± 0.0309	0.828 ± 0.083	0.0925	89.5	-1.05



Summary of results Pesticides H112 - En-Score

Labcode: LC0014

Sample: H112A

Parameter	Unit	Assigned value ± U (k=2)	Result ± U	Criterion	Recovery [%]	En-Score
2,6-Dichlorobenzamide	µg/l	0.556 ± 0.022	0.316 ± 0.032	0.0835	56.8	-3.55
Alachlor	µg/l	0.791 ± 0.0409	0.676 ± 0.068	0.095	85.4	-0.81
Atrazine	µg/l	0.622 ± 0.0167	0.587 ± 0.059	0.0684	94.4	-0.29
Atrazine-desethyl	µg/l	1 ± 0.0338	0.628 ± 0.063	0.12	62.8	-2.85
Atrazine-desethyl-desisopropyl	µg/l	- ± -	- ± -	-	-	-
Atrazine-desisopropyl	µg/l	0.39 ± 0.0172	0.358 ± 0.036	0.0546	91.7	-0.44
Bromacil	µg/l	0.182 ± 0.00763	0.107 ± 0.011	0.0255	58.8	-3.22
Chloridazon	µg/l	0.599 ± 0.0137	0.426 ± 0.043	0.0778	71.2	-1.98
Chloridazon-desphenyl	µg/l	0.184 ± 0.00905	0.121 ± 0.012	0.0202	65.7	-2.46
Chloridazon-methyl-desphenyl	µg/l	0.192 ± 0.0131	0.146 ± 0.015	0.0249	76.2	-1.39
Clopyralid	µg/l	0.328 ± 0.0242	- ± -	0.082	-	-
Cyanazine	µg/l	0.355 ± 0.0315	0.237 ± 0.024	0.0497	66.8	-2.05
Dimethenamide	µg/l	0.395 ± 0.0235	0.371 ± 0.037	0.0395	94	-0.30
Diuron	µg/l	0.403 ± 0.0233	0.352 ± 0.035	0.0524	87.4	-0.69
Metolachlor	µg/l	0.538 ± 0.0212	0.445 ± 0.045	0.0807	82.7	-1.00
N,N-Dimethylsulfamide (DMS)	µg/l	0.234 ± 0.0187	0.107 ± 0.011	0.0351	45.8	-4.39
Nicosulfurone	µg/l	0.55 ± 0.0821	0.748 ± 0.075	0.138	136	1.16
Prometryn	µg/l	0.786 ± 0.0212	1.651 ± 0.165	0.102	210	2.62
Propazine	µg/l	0.151 ± 0.00723	0.122 ± 0.012	0.0196	80.8	-1.16
Sebuthylazine	µg/l	0.666 ± 0.0444	0.567 ± 0.057	0.062	85.1	-0.81
Simazine	µg/l	0.346 ± 0.0182	0.245 ± 0.025	0.038	70.8	-1.90
Terbuthylazine	µg/l	0.205 ± 0.00756	0.174 ± 0.017	0.0226	84.7	-0.90
Terbuthylazine-desethyl	µg/l	0.907 ± 0.0454	0.804 ± 0.08	0.0998	88.6	-0.62
Terbutryn	µg/l	0.945 ± 0.0336	0.839 ± 0.084	0.0945	88.8	-0.62

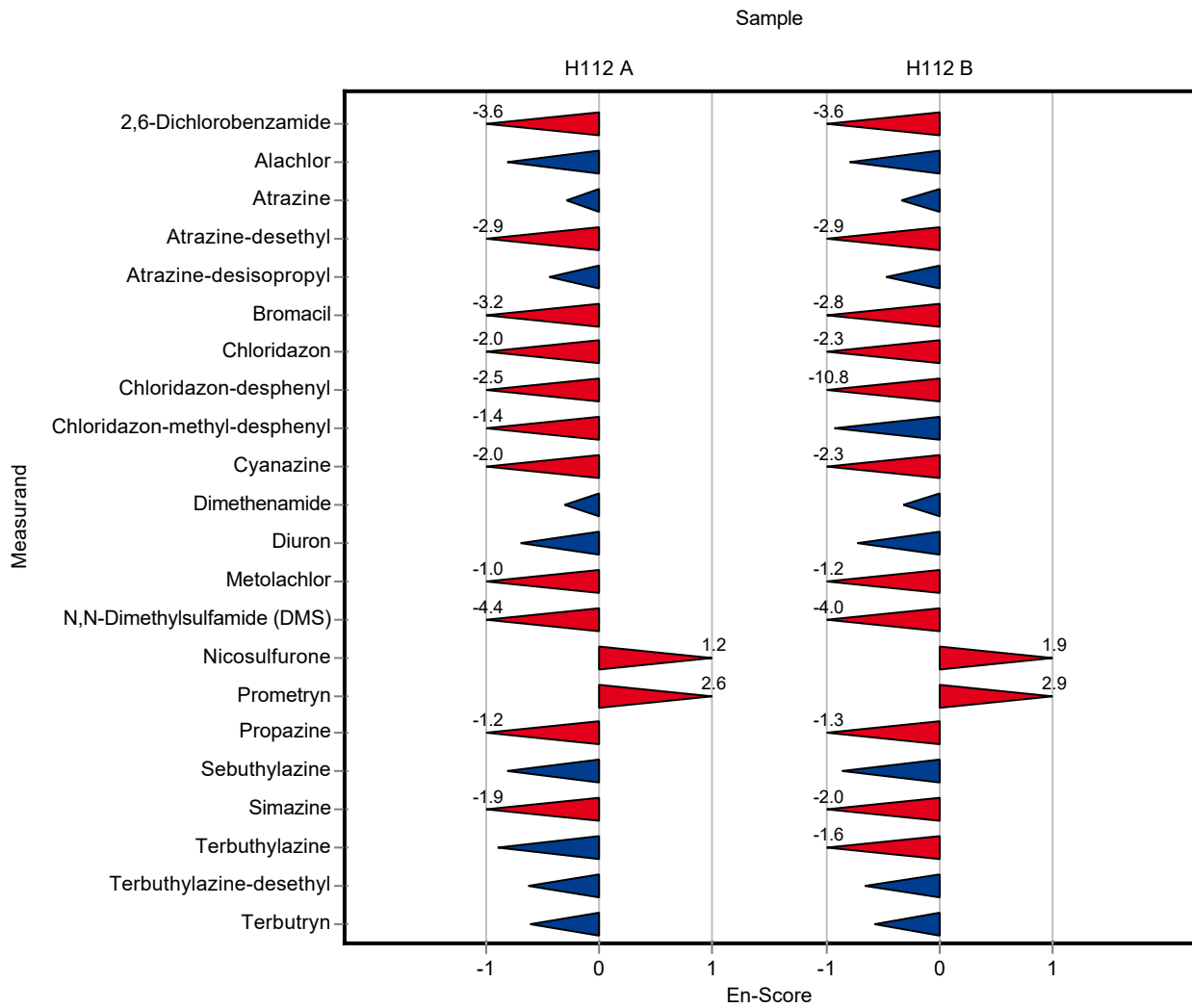
Sample: H112B

Parameter	Unit	Assigned value ± U (k=2)	Result ± U	Criterion	Recovery [%]	En-Score
2,6-Dichlorobenzamide	µg/l	0.688 ± 0.032	0.385 ± 0.039	0.103	56	-3.59
Alachlor	µg/l	0.758 ± 0.0436	0.65 ± 0.065	0.091	85.7	-0.79

Summary of results Pesticides H112 - En-Score

Labcode: LC0014

Parameter	Unit	Assigned value ± U (k=2)	Result ± U	Criterion	Recovery [%]	En-Score
Atrazine	µg/l	0.454 ± 0.0112	0.425 ± 0.043	0.05	93.6	-0.34
Atrazine-desethyl	µg/l	0.378 ± 0.0112	0.235 ± 0.024	0.0454	62.2	-2.90
Atrazine-desethyl-desisopropyl	µg/l	0.462 ± 0.0744	- ± -	0.143	-	-
Atrazine-desisopropyl	µg/l	0.814 ± 0.0348	0.743 ± 0.074	0.114	91.3	-0.47
Bromacil	µg/l	0.368 ± 0.0277	0.222 ± 0.022	0.0515	60.3	-2.81
Chloridazon	µg/l	0.645 ± 0.0188	0.441 ± 0.044	0.0838	68.4	-2.26
Chloridazon-desphenyl	µg/l	0.373 ± 0.0223	0.078 ± 0.008	0.0411	20.9	-10.80
Chloridazon-methyl-desphenyl	µg/l	0.231 ± 0.0163	0.193 ± 0.019	0.03	83.5	-0.92
Clopyralid	µg/l	0.532 ± 0.0371	- ± -	0.133	-	-
Cyanazine	µg/l	0.587 ± 0.0503	0.379 ± 0.038	0.0822	64.5	-2.29
Dimethenamide	µg/l	0.324 ± 0.0279	0.303 ± 0.03	0.0324	93.6	-0.32
Diuron	µg/l	0.85 ± 0.0429	0.739 ± 0.074	0.11	87	-0.72
Metolachlor	µg/l	0.264 ± 0.0101	0.213 ± 0.021	0.0397	80.6	-1.19
N,N-Dimethylsulfamide (DMS)	µg/l	0.463 ± 0.035	0.23 ± 0.023	0.0695	49.6	-4.04
Nicosulfurone	µg/l	0.286 ± 0.0164	0.462 ± 0.046	0.0715	162	1.88
Prometryn	µg/l	0.623 ± 0.0317	1.481 ± 0.148	0.081	238	2.88
Propazine	µg/l	0.693 ± 0.0295	0.545 ± 0.055	0.0901	78.6	-1.30
Sebuthylazine	µg/l	0.303 ± 0.0101	0.258 ± 0.026	0.0282	85	-0.86
Simazine	µg/l	0.654 ± 0.0324	0.459 ± 0.046	0.0719	70.2	-2.00
Terbuthylazine	µg/l	0.422 ± 0.013	0.318 ± 0.032	0.0464	75.4	-1.59
Terbuthylazine-desethyl	µg/l	0.375 ± 0.0142	0.331 ± 0.033	0.0413	88.2	-0.66
Terbutryn	µg/l	0.925 ± 0.0309	0.828 ± 0.083	0.0925	89.5	-0.57



Summary of results Pesticides H112

Labcode: LC0015

Sample: H112A

Parameter	Unit	Assigned value ± U (k=2)	Result ± U	Criterion	Recovery [%]	z-Score
2,6-Dichlorobenzamide	µg/l	0.556 ± 0.022	0.589 ± 0.015	0.0835	106	0.39
Alachlor	µg/l	0.791 ± 0.0409	- ± -	0.095	-	-
Atrazine	µg/l	0.622 ± 0.0167	0.651 ± 0.021	0.0684	105	0.42
Atrazine-desethyl	µg/l	1 ± 0.0338	0.927 ± 0.026	0.12	92.7	-0.61
Atrazine-desethyl-desisopropyl	µg/l	- ± -	- ± -	-	-	-
Atrazine-desisopropyl	µg/l	0.39 ± 0.0172	0.36 ± 0.024	0.0546	92.2	-0.55
Bromacil	µg/l	0.182 ± 0.00763	0.194 ± 0.007	0.0255	107	0.47
Chloridazon	µg/l	0.599 ± 0.0137	0.622 ± 0.027	0.0778	104	0.30
Chloridazon-desphenyl	µg/l	0.184 ± 0.00905	0.177 ± 0.004	0.0202	96.2	-0.35
Chloridazon-methyl-desphenyl	µg/l	0.192 ± 0.0131	0.205 ± 0.003	0.0249	107	0.54
Clopyralid	µg/l	0.328 ± 0.0242	- ± -	0.082	-	-
Cyanazine	µg/l	0.355 ± 0.0315	- ± -	0.0497	-	-
Dimethenamide	µg/l	0.395 ± 0.0235	- ± -	0.0395	-	-
Diuron	µg/l	0.403 ± 0.0233	0.431 ± 0.017	0.0524	107	0.54
Metolachlor	µg/l	0.538 ± 0.0212	0.559 ± 0.005	0.0807	104	0.26
N,N-Dimethylsulfamide (DMS)	µg/l	0.234 ± 0.0187	0.137 ± 0.002	0.0351	58.6	-2.76
Nicosulfurone	µg/l	0.55 ± 0.0821	- ± -	0.138	-	-
Prometryn	µg/l	0.786 ± 0.0212	- ± -	0.102	-	-
Propazine	µg/l	0.151 ± 0.00723	- ± -	0.0196	-	-
Sebuthylazine	µg/l	0.666 ± 0.0444	- ± -	0.062	-	-
Simazine	µg/l	0.346 ± 0.0182	0.363 ± 0.008	0.038	105	0.45
Terbuthylazine	µg/l	0.205 ± 0.00756	0.21 ± 0.004	0.0226	102	0.20
Terbuthylazine-desethyl	µg/l	0.907 ± 0.0454	- ± -	0.0998	-	-
Terbutryn	µg/l	0.945 ± 0.0336	- ± -	0.0945	-	-

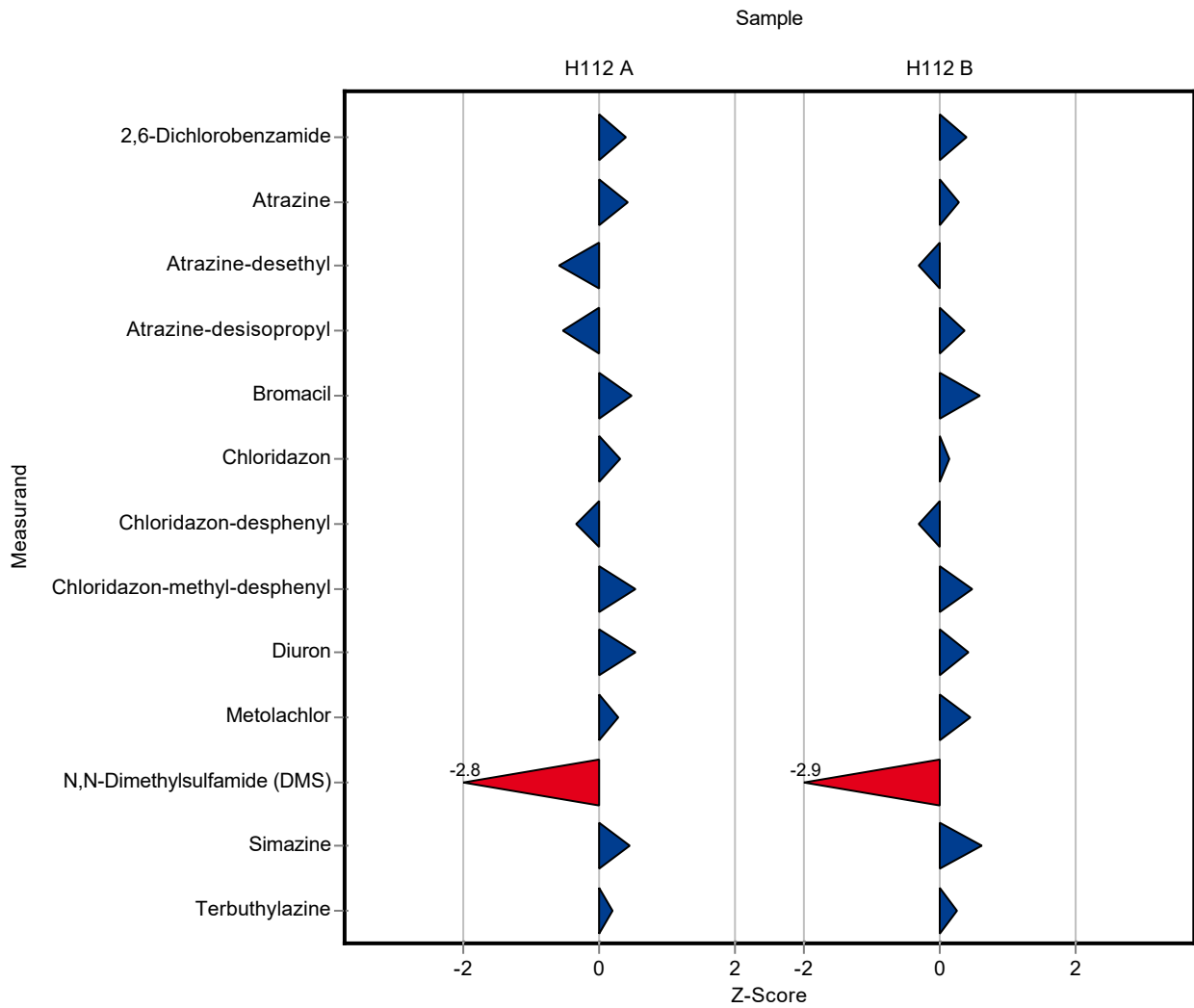
Sample: H112B

Parameter	Unit	Assigned value ± U (k=2)	Result ± U	Criterion	Recovery [%]	z-Score
2,6-Dichlorobenzamide	µg/l	0.688 ± 0.032	0.729 ± 0.024	0.103	106	0.40
Alachlor	µg/l	0.758 ± 0.0436	- ± -	0.091	-	-

Summary of results Pesticides H112

Labcode: LC0015

Parameter	Unit	Assigned value ± U (k=2)	Result ± U	Criterion	Recovery [%]	z-Score
Atrazine	µg/l	0.454 ± 0.0112	0.468 ± 0.021	0.05	103	0.28
Atrazine-desethyl	µg/l	0.378 ± 0.0112	0.364 ± 0.015	0.0454	96.3	-0.31
Atrazine-desethyl-desisopropyl	µg/l	0.462 ± 0.0744	- ± -	0.143	-	-
Atrazine-desisopropyl	µg/l	0.814 ± 0.0348	0.855 ± 0.034	0.114	105	0.36
Bromacil	µg/l	0.368 ± 0.0277	0.398 ± 0.021	0.0515	108	0.58
Chloridazon	µg/l	0.645 ± 0.0188	0.658 ± 0.041	0.0838	102	0.16
Chloridazon-desphenyl	µg/l	0.373 ± 0.0223	0.361 ± 0.005	0.0411	96.7	-0.30
Chloridazon-methyl-desphenyl	µg/l	0.231 ± 0.0163	0.246 ± 0.004	0.03	106	0.49
Clopyralid	µg/l	0.532 ± 0.0371	- ± -	0.133	-	-
Cyanazine	µg/l	0.587 ± 0.0503	- ± -	0.0822	-	-
Dimethenamide	µg/l	0.324 ± 0.0279	- ± -	0.0324	-	-
Diuron	µg/l	0.85 ± 0.0429	0.897 ± 0.077	0.11	106	0.43
Metolachlor	µg/l	0.264 ± 0.0101	0.282 ± 0.003	0.0397	107	0.45
N,N-Dimethylsulfamide (DMS)	µg/l	0.463 ± 0.035	0.259 ± 0.011	0.0695	55.9	-2.94
Nicosulfurone	µg/l	0.286 ± 0.0164	- ± -	0.0715	-	-
Prometryn	µg/l	0.623 ± 0.0317	- ± -	0.081	-	-
Propazine	µg/l	0.693 ± 0.0295	- ± -	0.0901	-	-
Sebuthylazine	µg/l	0.303 ± 0.0101	- ± -	0.0282	-	-
Simazine	µg/l	0.654 ± 0.0324	0.698 ± 0.033	0.0719	107	0.62
Terbuthylazine	µg/l	0.422 ± 0.013	0.434 ± 0.012	0.0464	103	0.26
Terbuthylazine-desethyl	µg/l	0.375 ± 0.0142	- ± -	0.0413	-	-
Terbutryn	µg/l	0.925 ± 0.0309	- ± -	0.0925	-	-



Sample: H112A

Parameter	Unit	Assigned value ± U (k=2)	Result ± U	Criterion	Recovery [%]	En-Score
2,6-Dichlorobenzamide	µg/l	0.556 ± 0.022	0.589 ± 0.015	0.0835	106	0.88
Alachlor	µg/l	0.791 ± 0.0409	- ± -	0.095	-	-
Atrazine	µg/l	0.622 ± 0.0167	0.651 ± 0.021	0.0684	105	0.64
Atrazine-desethyl	µg/l	1 ± 0.0338	0.927 ± 0.026	0.12	92.7	-1.17
Atrazine-desethyl-desisopropyl	µg/l	- ± -	- ± -	-	-	-
Atrazine-desisopropyl	µg/l	0.39 ± 0.0172	0.36 ± 0.024	0.0546	92.2	-0.59
Bromacil	µg/l	0.182 ± 0.00763	0.194 ± 0.007	0.0255	107	0.75
Chloridazon	µg/l	0.599 ± 0.0137	0.622 ± 0.027	0.0778	104	0.42
Chloridazon-desphenyl	µg/l	0.184 ± 0.00905	0.177 ± 0.004	0.0202	96.2	-0.58
Chloridazon-methyl-desphenyl	µg/l	0.192 ± 0.0131	0.205 ± 0.003	0.0249	107	0.93
Clopyralid	µg/l	0.328 ± 0.0242	- ± -	0.082	-	-
Cyanazine	µg/l	0.355 ± 0.0315	- ± -	0.0497	-	-
Dimethenamide	µg/l	0.395 ± 0.0235	- ± -	0.0395	-	-
Diuron	µg/l	0.403 ± 0.0233	0.431 ± 0.017	0.0524	107	0.68
Metolachlor	µg/l	0.538 ± 0.0212	0.559 ± 0.005	0.0807	104	0.90
N,N-Dimethylsulfamide (DMS)	µg/l	0.234 ± 0.0187	0.137 ± 0.002	0.0351	58.6	-5.06
Nicosulfurone	µg/l	0.55 ± 0.0821	- ± -	0.138	-	-
Prometryn	µg/l	0.786 ± 0.0212	- ± -	0.102	-	-
Propazine	µg/l	0.151 ± 0.00723	- ± -	0.0196	-	-
Sebuthylazine	µg/l	0.666 ± 0.0444	- ± -	0.062	-	-
Simazine	µg/l	0.346 ± 0.0182	0.363 ± 0.008	0.038	105	0.71
Terbuthylazine	µg/l	0.205 ± 0.00756	0.21 ± 0.004	0.0226	102	0.42
Terbuthylazine-desethyl	µg/l	0.907 ± 0.0454	- ± -	0.0998	-	-
Terbutryn	µg/l	0.945 ± 0.0336	- ± -	0.0945	-	-

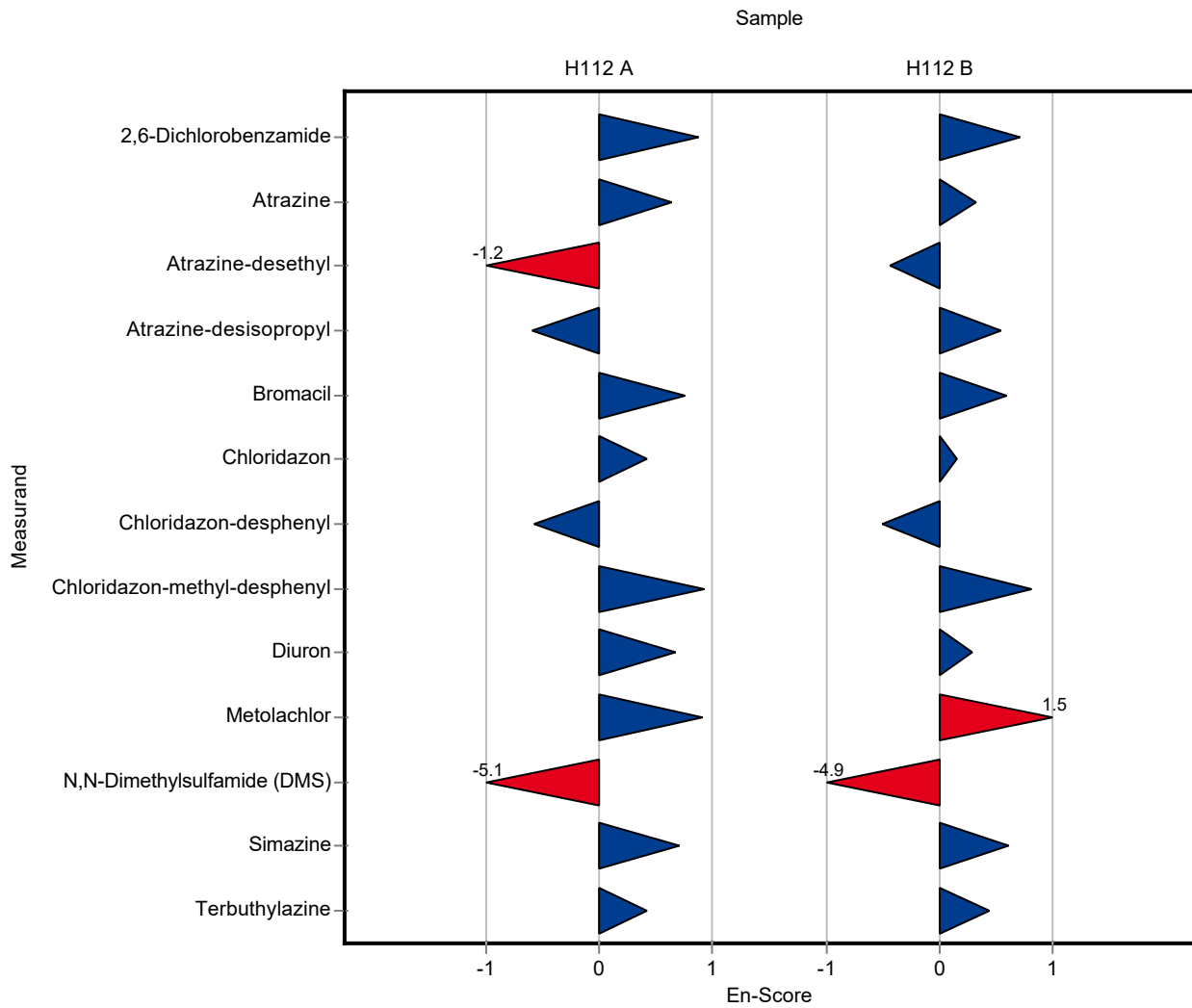
Sample: H112B

Parameter	Unit	Assigned value ± U (k=2)	Result ± U	Criterion	Recovery [%]	En-Score
2,6-Dichlorobenzamide	µg/l	0.688 ± 0.032	0.729 ± 0.024	0.103	106	0.71
Alachlor	µg/l	0.758 ± 0.0436	- ± -	0.091	-	-

Summary of results Pesticides H112 - En-Score

Labcode: LC0015

Parameter	Unit	Assigned value ± U (k=2)	Result ± U	Criterion	Recovery [%]	En-Score
Atrazine	µg/l	0.454 ± 0.0112	0.468 ± 0.021	0.05	103	0.32
Atrazine-desethyl	µg/l	0.378 ± 0.0112	0.364 ± 0.015	0.0454	96.3	-0.44
Atrazine-desethyl-desisopropyl	µg/l	0.462 ± 0.0744	- ± -	0.143	-	-
Atrazine-desisopropyl	µg/l	0.814 ± 0.0348	0.855 ± 0.034	0.114	105	0.54
Bromacil	µg/l	0.368 ± 0.0277	0.398 ± 0.021	0.0515	108	0.60
Chloridazon	µg/l	0.645 ± 0.0188	0.658 ± 0.041	0.0838	102	0.16
Chloridazon-desphenyl	µg/l	0.373 ± 0.0223	0.361 ± 0.005	0.0411	96.7	-0.51
Chloridazon-methyl-desphenyl	µg/l	0.231 ± 0.0163	0.246 ± 0.004	0.03	106	0.82
Clopyralid	µg/l	0.532 ± 0.0371	- ± -	0.133	-	-
Cyanazine	µg/l	0.587 ± 0.0503	- ± -	0.0822	-	-
Dimethenamide	µg/l	0.324 ± 0.0279	- ± -	0.0324	-	-
Diuron	µg/l	0.85 ± 0.0429	0.897 ± 0.077	0.11	106	0.29
Metolachlor	µg/l	0.264 ± 0.0101	0.282 ± 0.003	0.0397	107	1.51
N,N-Dimethylsulfamide (DMS)	µg/l	0.463 ± 0.035	0.259 ± 0.011	0.0695	55.9	-4.94
Nicosulfurone	µg/l	0.286 ± 0.0164	- ± -	0.0715	-	-
Prometryn	µg/l	0.623 ± 0.0317	- ± -	0.081	-	-
Propazine	µg/l	0.693 ± 0.0295	- ± -	0.0901	-	-
Sebuthylazine	µg/l	0.303 ± 0.0101	- ± -	0.0282	-	-
Simazine	µg/l	0.654 ± 0.0324	0.698 ± 0.033	0.0719	107	0.60
Terbuthylazine	µg/l	0.422 ± 0.013	0.434 ± 0.012	0.0464	103	0.44
Terbuthylazine-desethyl	µg/l	0.375 ± 0.0142	- ± -	0.0413	-	-
Terbutryn	µg/l	0.925 ± 0.0309	- ± -	0.0925	-	-



Summary of results Pesticides H112

Labcode: LC0016

Sample: H112A

Parameter	Unit	Assigned value ± U (k=2)	Result ± U	Criterion	Recovery [%]	z-Score
2,6-Dichlorobenzamide	µg/l	0.556 ± 0.022	0.521 ± 0.104	0.0835	93.6	-0.42
Alachlor	µg/l	0.791 ± 0.0409	- ± -	0.095	-	-
Atrazine	µg/l	0.622 ± 0.0167	0.606 ± 0.125	0.0684	97.4	-0.23
Atrazine-desethyl	µg/l	1 ± 0.0338	0.907 ± 0.188	0.12	90.7	-0.77
Atrazine-desethyl-desisopropyl	µg/l	- ± -	0.324 ± 0.065	-	-	-
Atrazine-desisopropyl	µg/l	0.39 ± 0.0172	0.353 ± 0.071	0.0546	90.5	-0.68
Bromacil	µg/l	0.182 ± 0.00763	0.177 ± 0.041	0.0255	97.3	-0.20
Chloridazon	µg/l	0.599 ± 0.0137	0.582 ± 0.116	0.0778	97.2	-0.21
Chloridazon-desphenyl	µg/l	0.184 ± 0.00905	0.182 ± 0.038	0.0202	98.9	-0.10
Chloridazon-methyl-desphenyl	µg/l	0.192 ± 0.0131	0.197 ± 0.039	0.0249	103	0.22
Clopyralid	µg/l	0.328 ± 0.0242	- ± -	0.082	-	-
Cyanazine	µg/l	0.355 ± 0.0315	0.335 ± 0.082	0.0497	94.5	-0.40
Dimethenamide	µg/l	0.395 ± 0.0235	0.369 ± 0.074	0.0395	93.5	-0.65
Diuron	µg/l	0.403 ± 0.0233	0.403 ± 0.102	0.0524	100	0.00
Metolachlor	µg/l	0.538 ± 0.0212	0.515 ± 0.171	0.0807	95.8	-0.28
N,N-Dimethylsulfamide (DMS)	µg/l	0.234 ± 0.0187	0.247 ± 0.057	0.0351	106	0.37
Nicosulfurone	µg/l	0.55 ± 0.0821	- ± -	0.138	-	-
Prometryn	µg/l	0.786 ± 0.0212	0.746 ± 0.149	0.102	95	-0.39
Propazine	µg/l	0.151 ± 0.00723	0.145 ± 0.029	0.0196	96	-0.31
Sebuthylazine	µg/l	0.666 ± 0.0444	0.682 ± 0.136	0.062	102	0.26
Simazine	µg/l	0.346 ± 0.0182	0.326 ± 0.065	0.038	94.2	-0.52
Terbuthylazine	µg/l	0.205 ± 0.00756	0.205 ± 0.041	0.0226	99.8	-0.02
Terbuthylazine-desethyl	µg/l	0.907 ± 0.0454	0.874 ± 0.175	0.0998	96.3	-0.33
Terbutryn	µg/l	0.945 ± 0.0336	0.873 ± 0.175	0.0945	92.4	-0.76

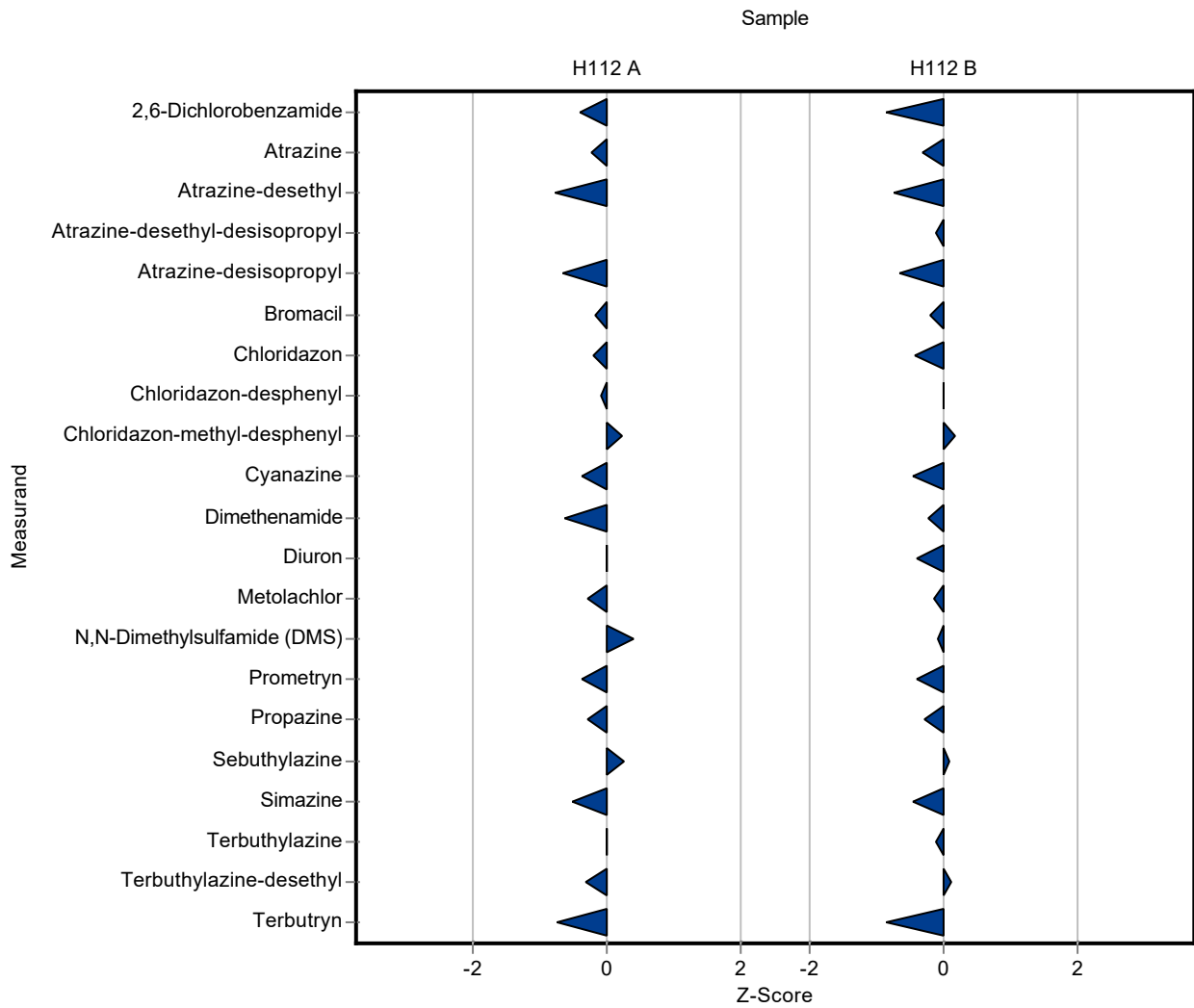
Sample: H112B

Parameter	Unit	Assigned value ± U (k=2)	Result ± U	Criterion	Recovery [%]	z-Score
2,6-Dichlorobenzamide	µg/l	0.688 ± 0.032	0.6 ± 0.12	0.103	87.2	-0.85
Alachlor	µg/l	0.758 ± 0.0436	- ± -	0.091	-	-

Summary of results Pesticides H112

Labcode: LC0016

Parameter	Unit	Assigned value ± U (k=2)	Result ± U	Criterion	Recovery [%]	z-Score
Atrazine	µg/l	0.454 ± 0.0112	0.439 ± 0.091	0.05	96.7	-0.30
Atrazine-desethyl	µg/l	0.378 ± 0.0112	0.345 ± 0.071	0.0454	91.3	-0.73
Atrazine-desethyl-desisopropyl	µg/l	0.462 ± 0.0744	0.446 ± 0.089	0.143	96.5	-0.11
Atrazine-desisopropyl	µg/l	0.814 ± 0.0348	0.739 ± 0.148	0.114	90.8	-0.66
Bromacil	µg/l	0.368 ± 0.0277	0.358 ± 0.082	0.0515	97.3	-0.19
Chloridazon	µg/l	0.645 ± 0.0188	0.609 ± 0.122	0.0838	94.4	-0.43
Chloridazon-desphenyl	µg/l	0.373 ± 0.0223	0.374 ± 0.078	0.0411	100	0.02
Chloridazon-methyl-desphenyl	µg/l	0.231 ± 0.0163	0.237 ± 0.047	0.03	103	0.20
Clopyralid	µg/l	0.532 ± 0.0371	- ± -	0.133	-	-
Cyanazine	µg/l	0.587 ± 0.0503	0.551 ± 0.134	0.0822	93.8	-0.44
Dimethenamide	µg/l	0.324 ± 0.0279	0.317 ± 0.063	0.0324	97.9	-0.21
Diuron	µg/l	0.85 ± 0.0429	0.807 ± 0.204	0.11	95	-0.39
Metolachlor	µg/l	0.264 ± 0.0101	0.259 ± 0.086	0.0397	98	-0.14
N,N-Dimethylsulfamide (DMS)	µg/l	0.463 ± 0.035	0.459 ± 0.106	0.0695	99.1	-0.06
Nicosulfurone	µg/l	0.286 ± 0.0164	- ± -	0.0715	-	-
Prometryn	µg/l	0.623 ± 0.0317	0.591 ± 0.118	0.081	94.9	-0.39
Propazine	µg/l	0.693 ± 0.0295	0.669 ± 0.134	0.0901	96.5	-0.27
Sebuthylazine	µg/l	0.303 ± 0.0101	0.306 ± 0.061	0.0282	101	0.09
Simazine	µg/l	0.654 ± 0.0324	0.622 ± 0.124	0.0719	95.2	-0.44
Terbuthylazine	µg/l	0.422 ± 0.013	0.417 ± 0.083	0.0464	98.8	-0.11
Terbuthylazine-desethyl	µg/l	0.375 ± 0.0142	0.381 ± 0.076	0.0413	102	0.14
Terbutryn	µg/l	0.925 ± 0.0309	0.848 ± 0.17	0.0925	91.7	-0.83



Summary of results Pesticides H112 - En-Score

Labcode: LC0016

Sample: H112A

Parameter	Unit	Assigned value ± U (k=2)	Result ± U	Criterion	Recovery [%]	En-Score
2,6-Dichlorobenzamide	µg/l	0.556 ± 0.022	0.521 ± 0.104	0.0835	93.6	-0.17
Alachlor	µg/l	0.791 ± 0.0409	- ± -	0.095	-	-
Atrazine	µg/l	0.622 ± 0.0167	0.606 ± 0.125	0.0684	97.4	-0.06
Atrazine-desethyl	µg/l	1 ± 0.0338	0.907 ± 0.188	0.12	90.7	-0.25
Atrazine-desethyl-desisopropyl	µg/l	- ± -	0.324 ± 0.065	-	-	-
Atrazine-desisopropyl	µg/l	0.39 ± 0.0172	0.353 ± 0.071	0.0546	90.5	-0.26
Bromacil	µg/l	0.182 ± 0.00763	0.177 ± 0.041	0.0255	97.3	-0.06
Chloridazon	µg/l	0.599 ± 0.0137	0.582 ± 0.116	0.0778	97.2	-0.07
Chloridazon-desphenyl	µg/l	0.184 ± 0.00905	0.182 ± 0.038	0.0202	98.9	-0.03
Chloridazon-methyl-desphenyl	µg/l	0.192 ± 0.0131	0.197 ± 0.039	0.0249	103	0.07
Clopyralid	µg/l	0.328 ± 0.0242	- ± -	0.082	-	-
Cyanazine	µg/l	0.355 ± 0.0315	0.335 ± 0.082	0.0497	94.5	-0.12
Dimethenamide	µg/l	0.395 ± 0.0235	0.369 ± 0.074	0.0395	93.5	-0.17
Diuron	µg/l	0.403 ± 0.0233	0.403 ± 0.102	0.0524	100	0.00
Metolachlor	µg/l	0.538 ± 0.0212	0.515 ± 0.171	0.0807	95.8	-0.07
N,N-Dimethylsulfamide (DMS)	µg/l	0.234 ± 0.0187	0.247 ± 0.057	0.0351	106	0.11
Nicosulfurone	µg/l	0.55 ± 0.0821	- ± -	0.138	-	-
Prometryn	µg/l	0.786 ± 0.0212	0.746 ± 0.149	0.102	95	-0.13
Propazine	µg/l	0.151 ± 0.00723	0.145 ± 0.029	0.0196	96	-0.10
Sebuthylazine	µg/l	0.666 ± 0.0444	0.682 ± 0.136	0.062	102	0.06
Simazine	µg/l	0.346 ± 0.0182	0.326 ± 0.065	0.038	94.2	-0.15
Terbuthylazine	µg/l	0.205 ± 0.00756	0.205 ± 0.041	0.0226	99.8	0.00
Terbuthylazine-desethyl	µg/l	0.907 ± 0.0454	0.874 ± 0.175	0.0998	96.3	-0.09
Terbutryn	µg/l	0.945 ± 0.0336	0.873 ± 0.175	0.0945	92.4	-0.20

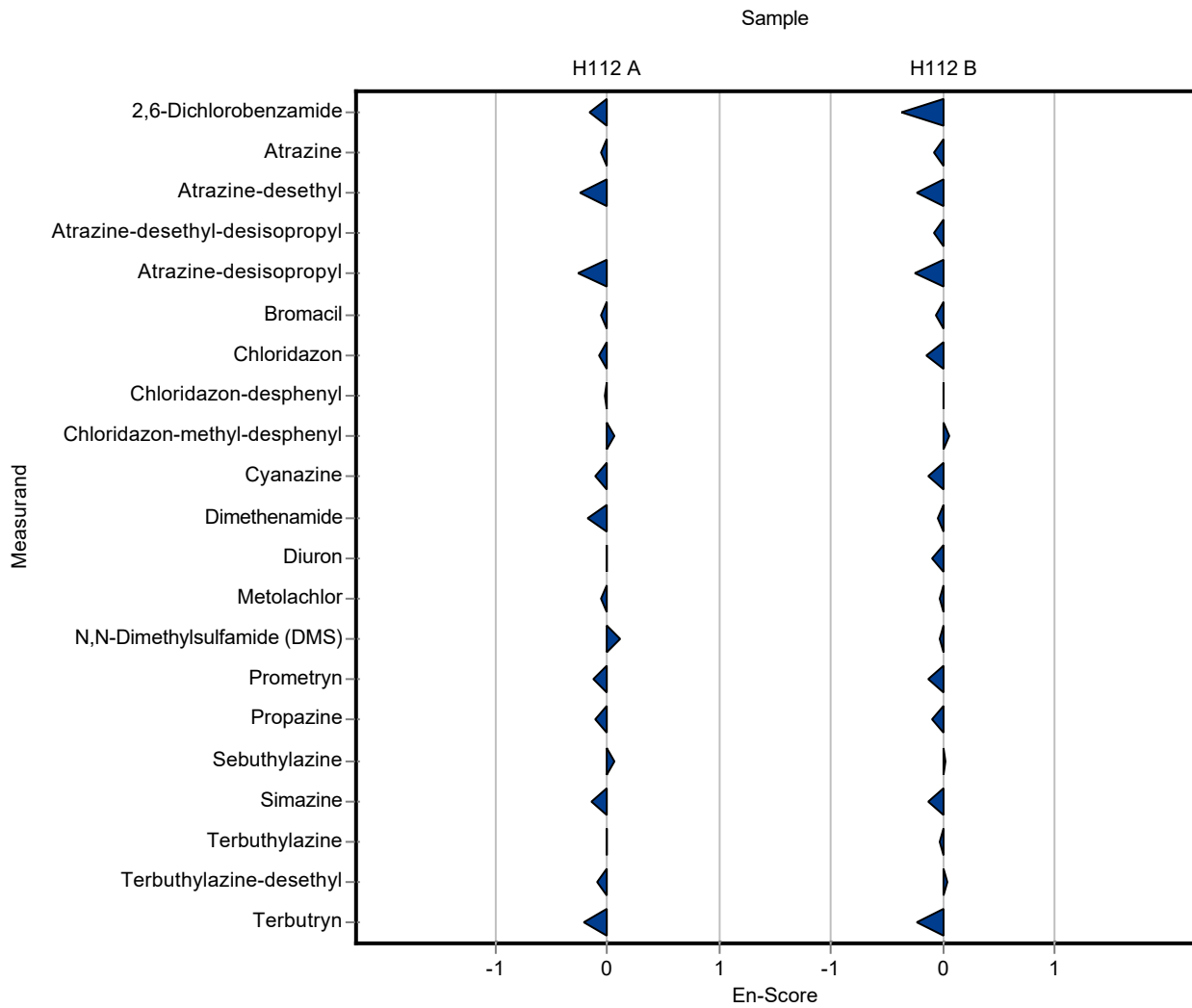
Sample: H112B

Parameter	Unit	Assigned value ± U (k=2)	Result ± U	Criterion	Recovery [%]	En-Score
2,6-Dichlorobenzamide	µg/l	0.688 ± 0.032	0.6 ± 0.12	0.103	87.2	-0.36
Alachlor	µg/l	0.758 ± 0.0436	- ± -	0.091	-	-

Summary of results Pesticides H112 - En-Score

Labcode: LC0016

Parameter	Unit	Assigned value ± U (k=2)	Result ± U	Criterion	Recovery [%]	En-Score
Atrazine	µg/l	0.454 ± 0.0112	0.439 ± 0.091	0.05	96.7	-0.08
Atrazine-desethyl	µg/l	0.378 ± 0.0112	0.345 ± 0.071	0.0454	91.3	-0.23
Atrazine-desethyl-desisopropyl	µg/l	0.462 ± 0.0744	0.446 ± 0.089	0.143	96.5	-0.08
Atrazine-desisopropyl	µg/l	0.814 ± 0.0348	0.739 ± 0.148	0.114	90.8	-0.25
Bromacil	µg/l	0.368 ± 0.0277	0.358 ± 0.082	0.0515	97.3	-0.06
Chloridazon	µg/l	0.645 ± 0.0188	0.609 ± 0.122	0.0838	94.4	-0.15
Chloridazon-desphenyl	µg/l	0.373 ± 0.0223	0.374 ± 0.078	0.0411	100	0.00
Chloridazon-methyl-desphenyl	µg/l	0.231 ± 0.0163	0.237 ± 0.047	0.03	103	0.06
Clopyralid	µg/l	0.532 ± 0.0371	- ± -	0.133	-	-
Cyanazine	µg/l	0.587 ± 0.0503	0.551 ± 0.134	0.0822	93.8	-0.13
Dimethenamide	µg/l	0.324 ± 0.0279	0.317 ± 0.063	0.0324	97.9	-0.05
Diuron	µg/l	0.85 ± 0.0429	0.807 ± 0.204	0.11	95	-0.10
Metolachlor	µg/l	0.264 ± 0.0101	0.259 ± 0.086	0.0397	98	-0.03
N,N-Dimethylsulfamide (DMS)	µg/l	0.463 ± 0.035	0.459 ± 0.106	0.0695	99.1	-0.02
Nicosulfurone	µg/l	0.286 ± 0.0164	- ± -	0.0715	-	-
Prometryn	µg/l	0.623 ± 0.0317	0.591 ± 0.118	0.081	94.9	-0.13
Propazine	µg/l	0.693 ± 0.0295	0.669 ± 0.134	0.0901	96.5	-0.09
Sebuthylazine	µg/l	0.303 ± 0.0101	0.306 ± 0.061	0.0282	101	0.02
Simazine	µg/l	0.654 ± 0.0324	0.622 ± 0.124	0.0719	95.2	-0.13
Terbuthylazine	µg/l	0.422 ± 0.013	0.417 ± 0.083	0.0464	98.8	-0.03
Terbuthylazine-desethyl	µg/l	0.375 ± 0.0142	0.381 ± 0.076	0.0413	102	0.04
Terbutryn	µg/l	0.925 ± 0.0309	0.848 ± 0.17	0.0925	91.7	-0.23



Summary of results Pesticides H112

Labcode: LC0017

Sample: H112A

Parameter	Unit	Assigned value ± U (k=2)	Result ± U	Criterion	Recovery [%]	z-Score
2,6-Dichlorobenzamide	µg/l	0.556 ± 0.022	0.559 ± 0.084	0.0835	100	0.03
Alachlor	µg/l	0.791 ± 0.0409	0.814 ± 0.122	0.095	103	0.24
Atrazine	µg/l	0.622 ± 0.0167	0.615 ± 0.092	0.0684	98.9	-0.10
Atrazine-desethyl	µg/l	1 ± 0.0338	0.989 ± 0.148	0.12	98.9	-0.09
Atrazine-desethyl-desisopropyl	µg/l	- ± -	0.331 ± 0.05	-	-	-
Atrazine-desisopropyl	µg/l	0.39 ± 0.0172	0.392 ± 0.059	0.0546	100	0.03
Bromacil	µg/l	0.182 ± 0.00763	0.177 ± 0.027	0.0255	97.3	-0.20
Chloridazon	µg/l	0.599 ± 0.0137	0.561 ± 0.084	0.0778	93.7	-0.48
Chloridazon-desphenyl	µg/l	0.184 ± 0.00905	0.18 ± 0.027	0.0202	97.8	-0.20
Chloridazon-methyl-desphenyl	µg/l	0.192 ± 0.0131	0.222 ± 0.033	0.0249	116	1.22
Clopyralid	µg/l	0.328 ± 0.0242	0.283 ± 0.042	0.082	86.3	-0.55
Cyanazine	µg/l	0.355 ± 0.0315	0.43 ± 0.065	0.0497	121	1.52
Dimethenamide	µg/l	0.395 ± 0.0235	0.412 ± 0.062	0.0395	104	0.44
Diuron	µg/l	0.403 ± 0.0233	0.329 ± 0.049	0.0524	81.6	-1.41
Metolachlor	µg/l	0.538 ± 0.0212	0.586 ± 0.088	0.0807	109	0.60
N,N-Dimethylsulfamide (DMS)	µg/l	0.234 ± 0.0187	0.223 ± 0.033	0.0351	95.4	-0.31
Nicosulfurone	µg/l	0.55 ± 0.0821	0.542 ± 0.081	0.138	98.5	-0.06
Prometryn	µg/l	0.786 ± 0.0212	0.776 ± 0.116	0.102	98.8	-0.09
Propazine	µg/l	0.151 ± 0.00723	0.153 ± 0.023	0.0196	101	0.10
Sebuthylazine	µg/l	0.666 ± 0.0444	0.737 ± 0.111	0.062	111	1.14
Simazine	µg/l	0.346 ± 0.0182	0.138 ± 0.021	0.038	39.9	-5.46
Terbuthylazine	µg/l	0.205 ± 0.00756	0.191 ± 0.029	0.0226	93	-0.64
Terbuthylazine-desethyl	µg/l	0.907 ± 0.0454	1.012 ± 0.152	0.0998	112	1.05
Terbutryn	µg/l	0.945 ± 0.0336	0.883 ± 0.132	0.0945	93.4	-0.66

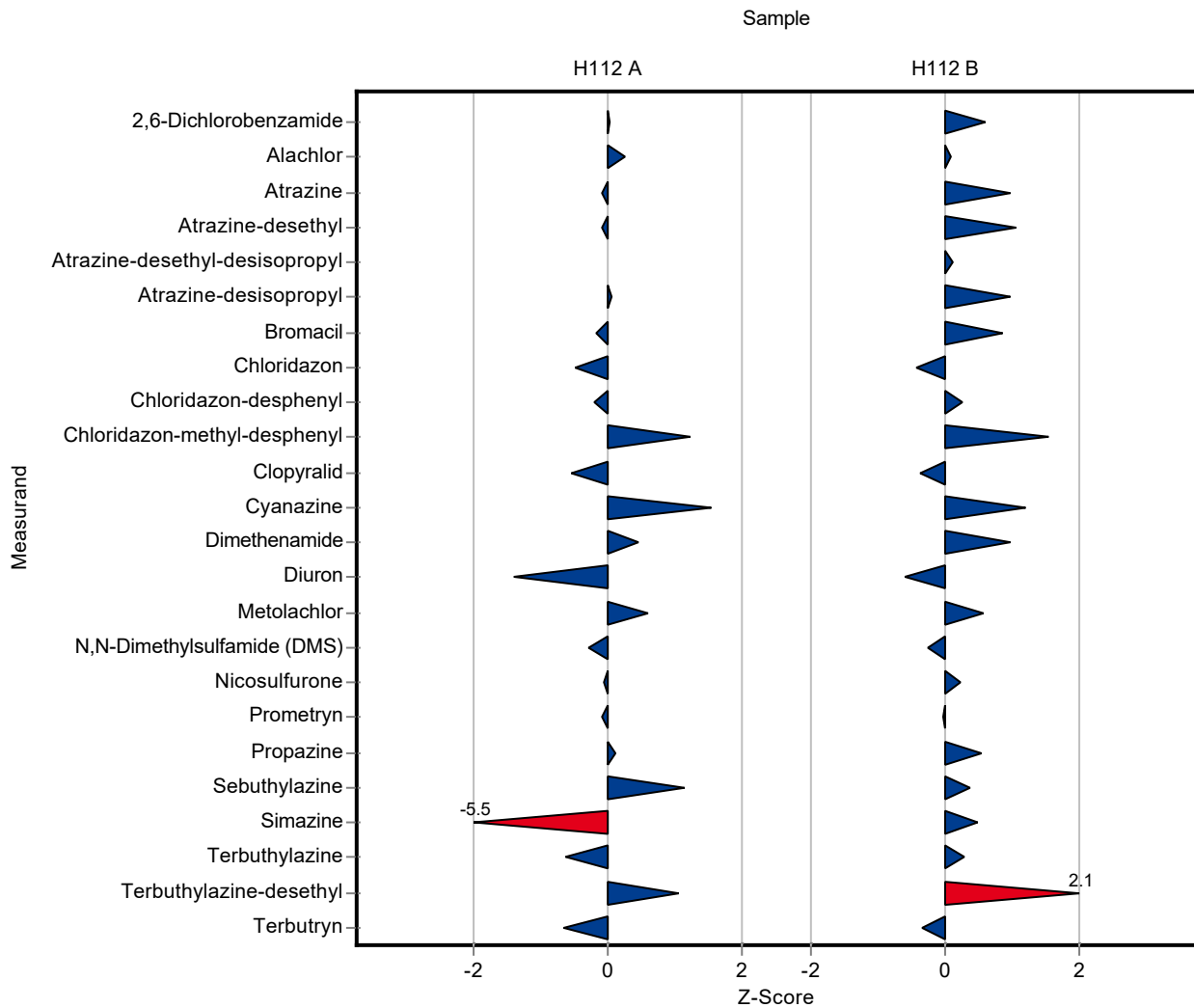
Sample: H112B

Parameter	Unit	Assigned value ± U (k=2)	Result ± U	Criterion	Recovery [%]	z-Score
2,6-Dichlorobenzamide	µg/l	0.688 ± 0.032	0.752 ± 0.113	0.103	109	0.62
Alachlor	µg/l	0.758 ± 0.0436	0.766 ± 0.115	0.091	101	0.09

Summary of results Pesticides H112

Labcode: LC0017

Parameter	Unit	Assigned value ± U (k=2)	Result ± U	Criterion	Recovery [%]	z-Score
Atrazine	µg/l	0.454 ± 0.0112	0.503 ± 0.075	0.05	111	0.98
Atrazine-desethyl	µg/l	0.378 ± 0.0112	0.427 ± 0.064	0.0454	113	1.08
Atrazine-desethyl-desisopropyl	µg/l	0.462 ± 0.0744	0.479 ± 0.072	0.143	104	0.12
Atrazine-desisopropyl	µg/l	0.814 ± 0.0348	0.926 ± 0.139	0.114	114	0.98
Bromacil	µg/l	0.368 ± 0.0277	0.413 ± 0.062	0.0515	112	0.88
Chloridazon	µg/l	0.645 ± 0.0188	0.611 ± 0.092	0.0838	94.8	-0.40
Chloridazon-desphenyl	µg/l	0.373 ± 0.0223	0.384 ± 0.058	0.0411	103	0.26
Chloridazon-methyl-desphenyl	µg/l	0.231 ± 0.0163	0.278 ± 0.042	0.03	120	1.56
Clopyralid	µg/l	0.532 ± 0.0371	0.484 ± 0.073	0.133	90.9	-0.36
Cyanazine	µg/l	0.587 ± 0.0503	0.687 ± 0.103	0.0822	117	1.21
Dimethenamide	µg/l	0.324 ± 0.0279	0.356 ± 0.053	0.0324	110	0.99
Diuron	µg/l	0.85 ± 0.0429	0.784 ± 0.118	0.11	92.3	-0.59
Metolachlor	µg/l	0.264 ± 0.0101	0.287 ± 0.043	0.0397	109	0.57
N,N-Dimethylsulfamide (DMS)	µg/l	0.463 ± 0.035	0.447 ± 0.067	0.0695	96.5	-0.23
Nicosulfurone	µg/l	0.286 ± 0.0164	0.304 ± 0.046	0.0715	106	0.25
Prometryn	µg/l	0.623 ± 0.0317	0.622 ± 0.093	0.081	99.9	-0.01
Propazine	µg/l	0.693 ± 0.0295	0.744 ± 0.112	0.0901	107	0.56
Sebuthylazine	µg/l	0.303 ± 0.0101	0.314 ± 0.047	0.0282	103	0.37
Simazine	µg/l	0.654 ± 0.0324	0.69 ± 0.104	0.0719	106	0.51
Terbuthylazine	µg/l	0.422 ± 0.013	0.436 ± 0.065	0.0464	103	0.30
Terbuthylazine-desethyl	µg/l	0.375 ± 0.0142	0.46 ± 0.069	0.0413	123	2.05
Terbutryn	µg/l	0.925 ± 0.0309	0.894 ± 0.134	0.0925	96.7	-0.33



Sample: H112A

Parameter	Unit	Assigned value ± U (k=2)	Result ± U	Criterion	Recovery [%]	En-Score
2,6-Dichlorobenzamide	µg/l	0.556 ± 0.022	0.559 ± 0.084	0.0835	100	0.02
Alachlor	µg/l	0.791 ± 0.0409	0.814 ± 0.122	0.095	103	0.09
Atrazine	µg/l	0.622 ± 0.0167	0.615 ± 0.092	0.0684	98.9	-0.04
Atrazine-desethyl	µg/l	1 ± 0.0338	0.989 ± 0.148	0.12	98.9	-0.04
Atrazine-desethyl-desisopropyl	µg/l	- ± -	0.331 ± 0.05	-	-	-
Atrazine-desisopropyl	µg/l	0.39 ± 0.0172	0.392 ± 0.059	0.0546	100	0.01
Bromacil	µg/l	0.182 ± 0.00763	0.177 ± 0.027	0.0255	97.3	-0.09
Chloridazon	µg/l	0.599 ± 0.0137	0.561 ± 0.084	0.0778	93.7	-0.22
Chloridazon-desphenyl	µg/l	0.184 ± 0.00905	0.18 ± 0.027	0.0202	97.8	-0.07
Chloridazon-methyl-desphenyl	µg/l	0.192 ± 0.0131	0.222 ± 0.033	0.0249	116	0.45
Clopyralid	µg/l	0.328 ± 0.0242	0.283 ± 0.042	0.082	86.3	-0.52
Cyanazine	µg/l	0.355 ± 0.0315	0.43 ± 0.065	0.0497	121	0.56
Dimethenamide	µg/l	0.395 ± 0.0235	0.412 ± 0.062	0.0395	104	0.14
Diuron	µg/l	0.403 ± 0.0233	0.329 ± 0.049	0.0524	81.6	-0.73
Metolachlor	µg/l	0.538 ± 0.0212	0.586 ± 0.088	0.0807	109	0.27
N,N-Dimethylsulfamide (DMS)	µg/l	0.234 ± 0.0187	0.223 ± 0.033	0.0351	95.4	-0.16
Nicosulfurone	µg/l	0.55 ± 0.0821	0.542 ± 0.081	0.138	98.5	-0.05
Prometryn	µg/l	0.786 ± 0.0212	0.776 ± 0.116	0.102	98.8	-0.04
Propazine	µg/l	0.151 ± 0.00723	0.153 ± 0.023	0.0196	101	0.04
Sebuthylazine	µg/l	0.666 ± 0.0444	0.737 ± 0.111	0.062	111	0.31
Simazine	µg/l	0.346 ± 0.0182	0.138 ± 0.021	0.038	39.9	-4.54
Terbuthylazine	µg/l	0.205 ± 0.00756	0.191 ± 0.029	0.0226	93	-0.25
Terbuthylazine-desethyl	µg/l	0.907 ± 0.0454	1.012 ± 0.152	0.0998	112	0.34
Terbutryn	µg/l	0.945 ± 0.0336	0.883 ± 0.132	0.0945	93.4	-0.23

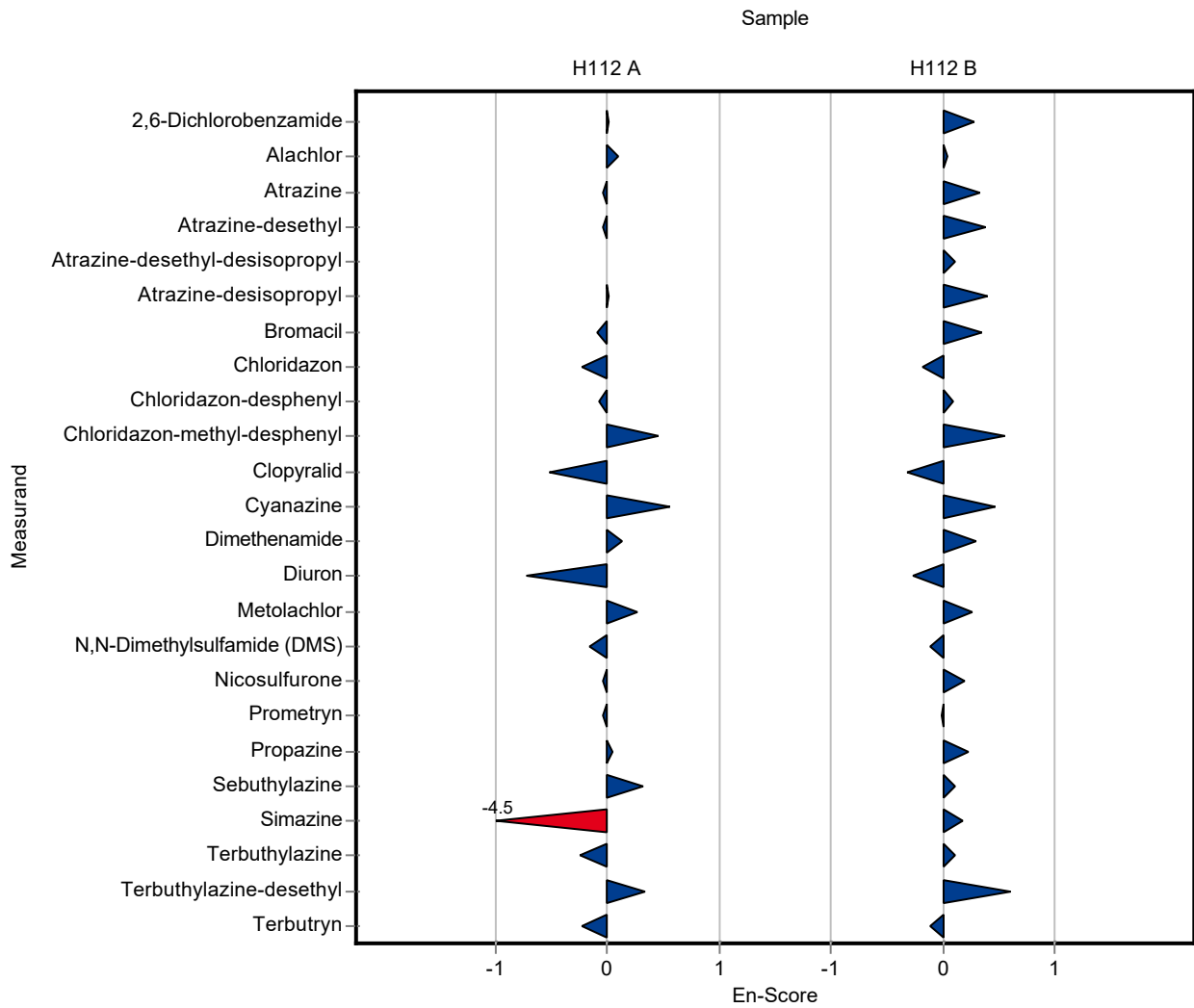
Sample: H112B

Parameter	Unit	Assigned value ± U (k=2)	Result ± U	Criterion	Recovery [%]	En-Score
2,6-Dichlorobenzamide	µg/l	0.688 ± 0.032	0.752 ± 0.113	0.103	109	0.28
Alachlor	µg/l	0.758 ± 0.0436	0.766 ± 0.115	0.091	101	0.03

Summary of results Pesticides H112 - En-Score

Labcode: LC0017

Parameter	Unit	Assigned value ± U (k=2)	Result ± U	Criterion	Recovery [%]	En-Score
Atrazine	µg/l	0.454 ± 0.0112	0.503 ± 0.075	0.05	111	0.33
Atrazine-desethyl	µg/l	0.378 ± 0.0112	0.427 ± 0.064	0.0454	113	0.38
Atrazine-desethyl-desisopropyl	µg/l	0.462 ± 0.0744	0.479 ± 0.072	0.143	104	0.10
Atrazine-desisopropyl	µg/l	0.814 ± 0.0348	0.926 ± 0.139	0.114	114	0.40
Bromacil	µg/l	0.368 ± 0.0277	0.413 ± 0.062	0.0515	112	0.35
Chloridazon	µg/l	0.645 ± 0.0188	0.611 ± 0.092	0.0838	94.8	-0.18
Chloridazon-desphenyl	µg/l	0.373 ± 0.0223	0.384 ± 0.058	0.0411	103	0.09
Chloridazon-methyl-desphenyl	µg/l	0.231 ± 0.0163	0.278 ± 0.042	0.03	120	0.55
Clopyralid	µg/l	0.532 ± 0.0371	0.484 ± 0.073	0.133	90.9	-0.32
Cyanazine	µg/l	0.587 ± 0.0503	0.687 ± 0.103	0.0822	117	0.47
Dimethenamide	µg/l	0.324 ± 0.0279	0.356 ± 0.053	0.0324	110	0.29
Diuron	µg/l	0.85 ± 0.0429	0.784 ± 0.118	0.11	92.3	-0.27
Metolachlor	µg/l	0.264 ± 0.0101	0.287 ± 0.043	0.0397	109	0.26
N,N-Dimethylsulfamide (DMS)	µg/l	0.463 ± 0.035	0.447 ± 0.067	0.0695	96.5	-0.12
Nicosulfurone	µg/l	0.286 ± 0.0164	0.304 ± 0.046	0.0715	106	0.19
Prometryn	µg/l	0.623 ± 0.0317	0.622 ± 0.093	0.081	99.9	0.00
Propazine	µg/l	0.693 ± 0.0295	0.744 ± 0.112	0.0901	107	0.23
Sebuthylazine	µg/l	0.303 ± 0.0101	0.314 ± 0.047	0.0282	103	0.11
Simazine	µg/l	0.654 ± 0.0324	0.69 ± 0.104	0.0719	106	0.17
Terbuthylazine	µg/l	0.422 ± 0.013	0.436 ± 0.065	0.0464	103	0.11
Terbuthylazine-desethyl	µg/l	0.375 ± 0.0142	0.46 ± 0.069	0.0413	123	0.61
Terbutryn	µg/l	0.925 ± 0.0309	0.894 ± 0.134	0.0925	96.7	-0.12



Summary of results Pesticides H112

Labcode: LC0018

Sample: H112A

Parameter	Unit	Assigned value ± U (k=2)	Result ± U	Criterion	Recovery [%]	z-Score
2,6-Dichlorobenzamide	µg/l	0.556 ± 0.022	0.599 ± 0.122	0.0835	108	0.51
Alachlor	µg/l	0.791 ± 0.0409	- ± -	0.095	-	-
Atrazine	µg/l	0.622 ± 0.0167	0.59 ± 0.076	0.0684	94.9	-0.47
Atrazine-desethyl	µg/l	1 ± 0.0338	0.878 ± 0.104	0.12	87.8	-1.02
Atrazine-desethyl-desisopropyl	µg/l	- ± -	- ± -	-	-	-
Atrazine-desisopropyl	µg/l	0.39 ± 0.0172	0.344 ± 0.042	0.0546	88.1	-0.85
Bromacil	µg/l	0.182 ± 0.00763	- ± -	0.0255	-	-
Chloridazon	µg/l	0.599 ± 0.0137	0.869 ± 0.272	0.0778	145	3.47
Chloridazon-desphenyl	µg/l	0.184 ± 0.00905	0.223 ± 0.123	0.0202	121	1.92
Chloridazon-methyl-desphenyl	µg/l	0.192 ± 0.0131	0.245 ± 0.121	0.0249	128	2.14
Clopyralid	µg/l	0.328 ± 0.0242	- ± -	0.082	-	-
Cyanazine	µg/l	0.355 ± 0.0315	- ± -	0.0497	-	-
Dimethenamide	µg/l	0.395 ± 0.0235	- ± -	0.0395	-	-
Diuron	µg/l	0.403 ± 0.0233	0.388 ± 0.038	0.0524	96.3	-0.28
Metolachlor	µg/l	0.538 ± 0.0212	0.534 ± 0.057	0.0807	99.3	-0.05
N,N-Dimethylsulfamide (DMS)	µg/l	0.234 ± 0.0187	0.232 ± 0.045	0.0351	99.2	-0.05
Nicosulfurone	µg/l	0.55 ± 0.0821	- ± -	0.138	-	-
Prometryn	µg/l	0.786 ± 0.0212	- ± -	0.102	-	-
Propazine	µg/l	0.151 ± 0.00723	0.136 ± 0.017	0.0196	90.1	-0.76
Sebuthylazine	µg/l	0.666 ± 0.0444	0.67 ± 0.091	0.062	101	0.06
Simazine	µg/l	0.346 ± 0.0182	0.277 ± 0.038	0.038	80.1	-1.81
Terbuthylazine	µg/l	0.205 ± 0.00756	0.199 ± 0.029	0.0226	96.9	-0.28
Terbuthylazine-desethyl	µg/l	0.907 ± 0.0454	0.748 ± 0.093	0.0998	82.4	-1.60
Terbutryn	µg/l	0.945 ± 0.0336	- ± -	0.0945	-	-

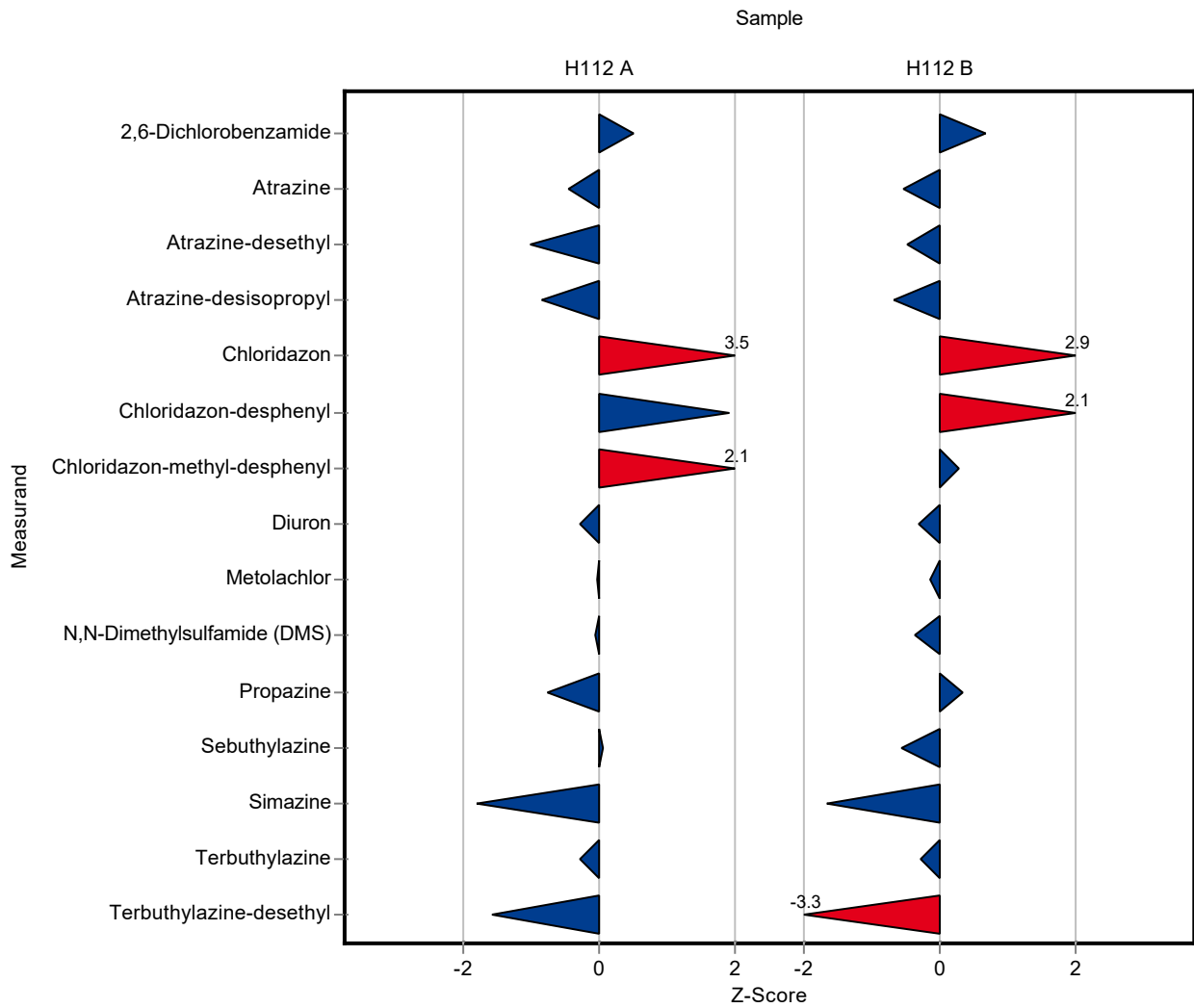
Sample: H112B

Parameter	Unit	Assigned value ± U (k=2)	Result ± U	Criterion	Recovery [%]	z-Score
2,6-Dichlorobenzamide	µg/l	0.688 ± 0.032	0.758 ± 0.155	0.103	110	0.68
Alachlor	µg/l	0.758 ± 0.0436	- ± -	0.091	-	-

Summary of results Pesticides H112

Labcode: LC0018

Parameter	Unit	Assigned value ± U (k=2)	Result ± U	Criterion	Recovery [%]	z-Score
Atrazine	µg/l	0.454 ± 0.0112	0.428 ± 0.055	0.05	94.2	-0.52
Atrazine-desethyl	µg/l	0.378 ± 0.0112	0.356 ± 0.042	0.0454	94.2	-0.48
Atrazine-desethyl-desisopropyl	µg/l	0.462 ± 0.0744	- ± -	0.143	-	-
Atrazine-desisopropyl	µg/l	0.814 ± 0.0348	0.739 ± 0.09	0.114	90.8	-0.66
Bromacil	µg/l	0.368 ± 0.0277	- ± -	0.0515	-	-
Chloridazon	µg/l	0.645 ± 0.0188	0.891 ± 0.279	0.0838	138	2.94
Chloridazon-desphenyl	µg/l	0.373 ± 0.0223	0.461 ± 0.255	0.0411	123	2.13
Chloridazon-methyl-desphenyl	µg/l	0.231 ± 0.0163	0.24 ± 0.119	0.03	104	0.29
Clopyralid	µg/l	0.532 ± 0.0371	- ± -	0.133	-	-
Cyanazine	µg/l	0.587 ± 0.0503	- ± -	0.0822	-	-
Dimethenamide	µg/l	0.324 ± 0.0279	- ± -	0.0324	-	-
Diuron	µg/l	0.85 ± 0.0429	0.817 ± 0.08	0.11	96.1	-0.30
Metolachlor	µg/l	0.264 ± 0.0101	0.259 ± 0.028	0.0397	98	-0.14
N,N-Dimethylsulfamide (DMS)	µg/l	0.463 ± 0.035	0.438 ± 0.084	0.0695	94.5	-0.36
Nicosulfurone	µg/l	0.286 ± 0.0164	- ± -	0.0715	-	-
Prometryn	µg/l	0.623 ± 0.0317	- ± -	0.081	-	-
Propazine	µg/l	0.693 ± 0.0295	0.724 ± 0.093	0.0901	104	0.34
Sebuthylazine	µg/l	0.303 ± 0.0101	0.288 ± 0.039	0.0282	94.9	-0.55
Simazine	µg/l	0.654 ± 0.0324	0.534 ± 0.073	0.0719	81.7	-1.66
Terbuthylazine	µg/l	0.422 ± 0.013	0.409 ± 0.06	0.0464	96.9	-0.28
Terbuthylazine-desethyl	µg/l	0.375 ± 0.0142	0.239 ± 0.03	0.0413	63.7	-3.30
Terbutryn	µg/l	0.925 ± 0.0309	- ± -	0.0925	-	-



Sample: H112A

Parameter	Unit	Assigned value ± U (k=2)	Result ± U	Criterion	Recovery [%]	En-Score
2,6-Dichlorobenzamide	µg/l	0.556 ± 0.022	0.599 ± 0.122	0.0835	108	0.17
Alachlor	µg/l	0.791 ± 0.0409	- ± -	0.095	-	-
Atrazine	µg/l	0.622 ± 0.0167	0.59 ± 0.076	0.0684	94.9	-0.21
Atrazine-desethyl	µg/l	1 ± 0.0338	0.878 ± 0.104	0.12	87.8	-0.58
Atrazine-desethyl-desisopropyl	µg/l	- ± -	- ± -	-	-	-
Atrazine-desisopropyl	µg/l	0.39 ± 0.0172	0.344 ± 0.042	0.0546	88.1	-0.54
Bromacil	µg/l	0.182 ± 0.00763	- ± -	0.0255	-	-
Chloridazon	µg/l	0.599 ± 0.0137	0.869 ± 0.272	0.0778	145	0.50
Chloridazon-desphenyl	µg/l	0.184 ± 0.00905	0.223 ± 0.123	0.0202	121	0.16
Chloridazon-methyl-desphenyl	µg/l	0.192 ± 0.0131	0.245 ± 0.121	0.0249	128	0.22
Clopyralid	µg/l	0.328 ± 0.0242	- ± -	0.082	-	-
Cyanazine	µg/l	0.355 ± 0.0315	- ± -	0.0497	-	-
Dimethenamide	µg/l	0.395 ± 0.0235	- ± -	0.0395	-	-
Diuron	µg/l	0.403 ± 0.0233	0.388 ± 0.038	0.0524	96.3	-0.19
Metolachlor	µg/l	0.538 ± 0.0212	0.534 ± 0.057	0.0807	99.3	-0.03
N,N-Dimethylsulfamide (DMS)	µg/l	0.234 ± 0.0187	0.232 ± 0.045	0.0351	99.2	-0.02
Nicosulfurone	µg/l	0.55 ± 0.0821	- ± -	0.138	-	-
Prometryn	µg/l	0.786 ± 0.0212	- ± -	0.102	-	-
Propazine	µg/l	0.151 ± 0.00723	0.136 ± 0.017	0.0196	90.1	-0.43
Sebuthylazine	µg/l	0.666 ± 0.0444	0.67 ± 0.091	0.062	101	0.02
Simazine	µg/l	0.346 ± 0.0182	0.277 ± 0.038	0.038	80.1	-0.88
Terbuthylazine	µg/l	0.205 ± 0.00756	0.199 ± 0.029	0.0226	96.9	-0.11
Terbuthylazine-desethyl	µg/l	0.907 ± 0.0454	0.748 ± 0.093	0.0998	82.4	-0.83
Terbutryn	µg/l	0.945 ± 0.0336	- ± -	0.0945	-	-

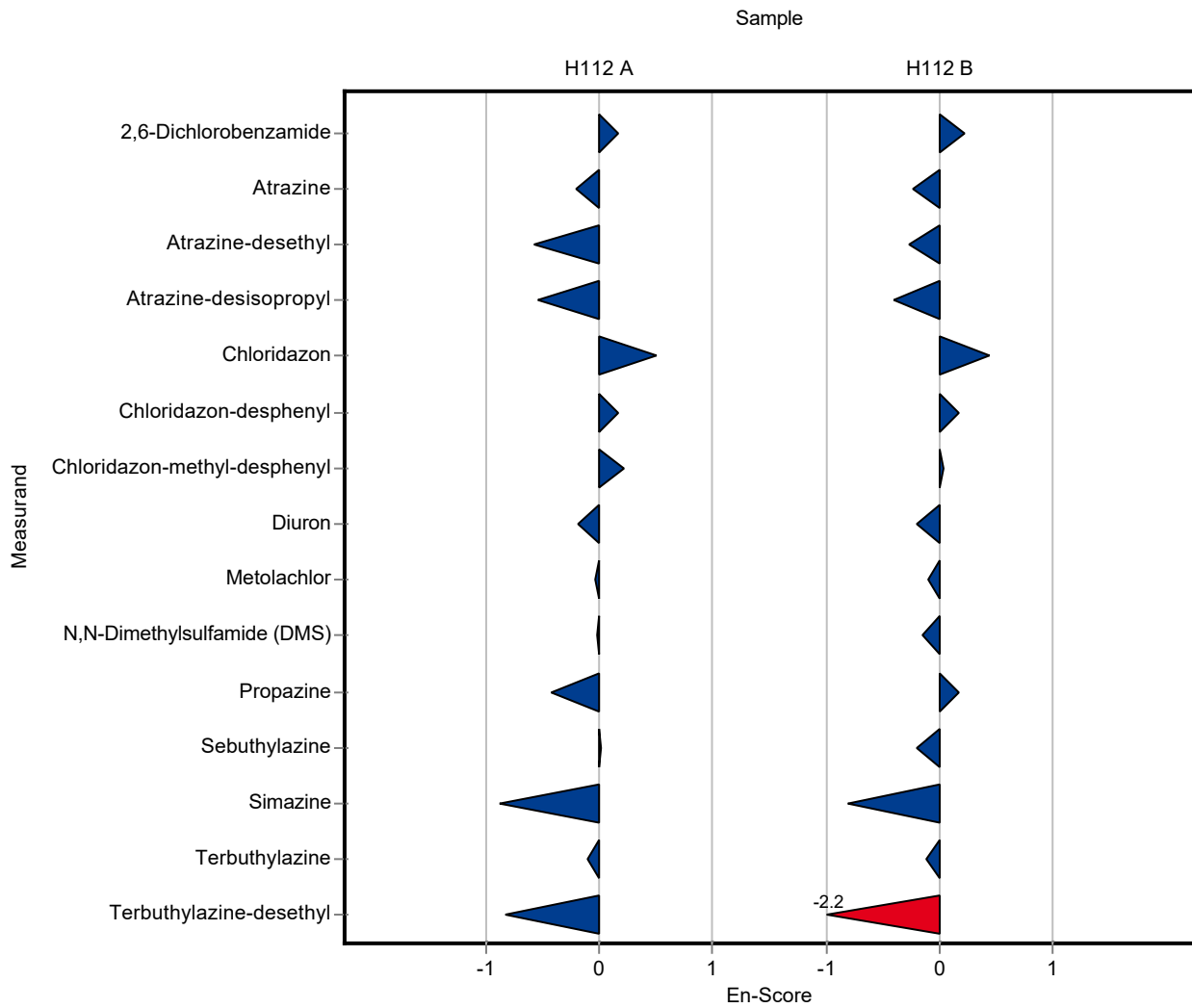
Sample: H112B

Parameter	Unit	Assigned value ± U (k=2)	Result ± U	Criterion	Recovery [%]	En-Score
2,6-Dichlorobenzamide	µg/l	0.688 ± 0.032	0.758 ± 0.155	0.103	110	0.23
Alachlor	µg/l	0.758 ± 0.0436	- ± -	0.091	-	-

Summary of results Pesticides H112 - En-Score

Labcode: LC0018

Parameter	Unit	Assigned value ± U (k=2)	Result ± U	Criterion	Recovery [%]	En-Score
Atrazine	µg/l	0.454 ± 0.0112	0.428 ± 0.055	0.05	94.2	-0.24
Atrazine-desethyl	µg/l	0.378 ± 0.0112	0.356 ± 0.042	0.0454	94.2	-0.26
Atrazine-desethyl-desisopropyl	µg/l	0.462 ± 0.0744	- ± -	0.143	-	-
Atrazine-desisopropyl	µg/l	0.814 ± 0.0348	0.739 ± 0.09	0.114	90.8	-0.41
Bromacil	µg/l	0.368 ± 0.0277	- ± -	0.0515	-	-
Chloridazon	µg/l	0.645 ± 0.0188	0.891 ± 0.279	0.0838	138	0.44
Chloridazon-desphenyl	µg/l	0.373 ± 0.0223	0.461 ± 0.255	0.0411	123	0.17
Chloridazon-methyl-desphenyl	µg/l	0.231 ± 0.0163	0.24 ± 0.119	0.03	104	0.04
Clopyralid	µg/l	0.532 ± 0.0371	- ± -	0.133	-	-
Cyanazine	µg/l	0.587 ± 0.0503	- ± -	0.0822	-	-
Dimethenamide	µg/l	0.324 ± 0.0279	- ± -	0.0324	-	-
Diuron	µg/l	0.85 ± 0.0429	0.817 ± 0.08	0.11	96.1	-0.20
Metolachlor	µg/l	0.264 ± 0.0101	0.259 ± 0.028	0.0397	98	-0.09
N,N-Dimethylsulfamide (DMS)	µg/l	0.463 ± 0.035	0.438 ± 0.084	0.0695	94.5	-0.15
Nicosulfurone	µg/l	0.286 ± 0.0164	- ± -	0.0715	-	-
Prometryn	µg/l	0.623 ± 0.0317	- ± -	0.081	-	-
Propazine	µg/l	0.693 ± 0.0295	0.724 ± 0.093	0.0901	104	0.16
Sebuthylazine	µg/l	0.303 ± 0.0101	0.288 ± 0.039	0.0282	94.9	-0.20
Simazine	µg/l	0.654 ± 0.0324	0.534 ± 0.073	0.0719	81.7	-0.80
Terbuthylazine	µg/l	0.422 ± 0.013	0.409 ± 0.06	0.0464	96.9	-0.11
Terbuthylazine-desethyl	µg/l	0.375 ± 0.0142	0.239 ± 0.03	0.0413	63.7	-2.21
Terbutryn	µg/l	0.925 ± 0.0309	- ± -	0.0925	-	-



Summary of results Pesticides H112

Labcode: LC0019

Sample: H112A

Parameter	Unit	Assigned value ± U (k=2)	Result ± U	Criterion	Recovery [%]	z-Score
2,6-Dichlorobenzamide	µg/l	0.556 ± 0.022	- ± -	0.0835	-	-
Alachlor	µg/l	0.791 ± 0.0409	- ± -	0.095	-	-
Atrazine	µg/l	0.622 ± 0.0167	0.694 ± 0.0674	0.0684	112	1.05
Atrazine-desethyl	µg/l	1 ± 0.0338	1.14 ± 0.0697	0.12	114	1.17
Atrazine-desethyl-desisopropyl	µg/l	- ± -	- ± -	-	-	-
Atrazine-desisopropyl	µg/l	0.39 ± 0.0172	0.493 ± 0.0123	0.0546	126	1.88
Bromacil	µg/l	0.182 ± 0.00763	0.237 ± 0.0136	0.0255	130	2.16
Chloridazon	µg/l	0.599 ± 0.0137	0.704 ± 0.02	0.0778	118	1.35
Chloridazon-desphenyl	µg/l	0.184 ± 0.00905	- ± -	0.0202	-	-
Chloridazon-methyl-desphenyl	µg/l	0.192 ± 0.0131	- ± -	0.0249	-	-
Clopyralid	µg/l	0.328 ± 0.0242	- ± -	0.082	-	-
Cyanazine	µg/l	0.355 ± 0.0315	0.476 ± 0.0181	0.0497	134	2.44
Dimethenamide	µg/l	0.395 ± 0.0235	0.471 ± 0.0159	0.0395	119	1.94
Diuron	µg/l	0.403 ± 0.0233	0.503 ± 0.0085	0.0524	125	1.91
Metolachlor	µg/l	0.538 ± 0.0212	0.689 ± 0.0118	0.0807	128	1.87
N,N-Dimethylsulfamide (DMS)	µg/l	0.234 ± 0.0187	- ± -	0.0351	-	-
Nicosulfurone	µg/l	0.55 ± 0.0821	- ± -	0.138	-	-
Prometryn	µg/l	0.786 ± 0.0212	1.03 ± 0.034	0.102	131	2.39
Propazine	µg/l	0.151 ± 0.00723	0.276 ± 0.0204	0.0196	183	6.37
Sebuthylazine	µg/l	0.666 ± 0.0444	0.924 ± 0.0159	0.062	139	4.16
Simazine	µg/l	0.346 ± 0.0182	0.412 ± 0.0137	0.038	119	1.74
Terbuthylazine	µg/l	0.205 ± 0.00756	0.243 ± 0.0104	0.0226	118	1.66
Terbuthylazine-desethyl	µg/l	0.907 ± 0.0454	1.12 ± 0.05	0.0998	123	2.13
Terbutryn	µg/l	0.945 ± 0.0336	1.08 ± 0.0065	0.0945	114	1.43

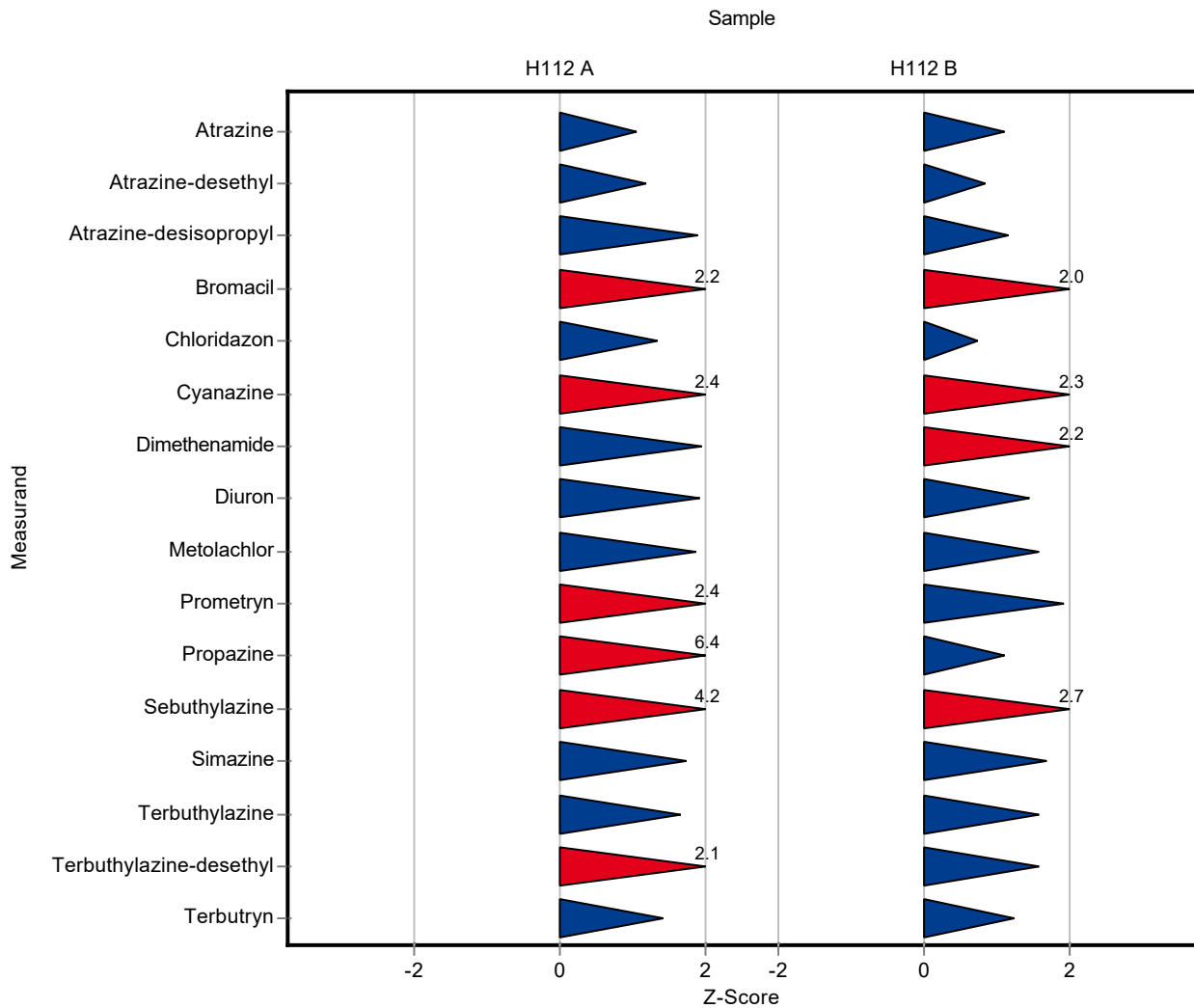
Sample: H112B

Parameter	Unit	Assigned value ± U (k=2)	Result ± U	Criterion	Recovery [%]	z-Score
2,6-Dichlorobenzamide	µg/l	0.688 ± 0.032	- ± -	0.103	-	-
Alachlor	µg/l	0.758 ± 0.0436	- ± -	0.091	-	-

Summary of results Pesticides H112

Labcode: LC0019

Parameter	Unit	Assigned value ± U (k=2)	Result ± U	Criterion	Recovery [%]	z-Score
Atrazine	µg/l	0.454 ± 0.0112	0.51 ± 0.0337	0.05	112	1.12
Atrazine-desethyl	µg/l	0.378 ± 0.0112	0.416 ± 0.0188	0.0454	110	0.84
Atrazine-desethyl-desisopropyl	µg/l	0.462 ± 0.0744	- ± -	0.143	-	-
Atrazine-desisopropyl	µg/l	0.814 ± 0.0348	0.947 ± 0.149	0.114	116	1.17
Bromacil	µg/l	0.368 ± 0.0277	0.472 ± 0.0437	0.0515	128	2.02
Chloridazon	µg/l	0.645 ± 0.0188	0.708 ± 0.0713	0.0838	110	0.75
Chloridazon-desphenyl	µg/l	0.373 ± 0.0223	- ± -	0.0411	-	-
Chloridazon-methyl-desphenyl	µg/l	0.231 ± 0.0163	- ± -	0.03	-	-
Clopyralid	µg/l	0.532 ± 0.0371	- ± -	0.133	-	-
Cyanazine	µg/l	0.587 ± 0.0503	0.775 ± 0.0588	0.0822	132	2.28
Dimethenamide	µg/l	0.324 ± 0.0279	0.396 ± 0.0171	0.0324	122	2.23
Diuron	µg/l	0.85 ± 0.0429	1.01 ± 0.0901	0.11	119	1.45
Metolachlor	µg/l	0.264 ± 0.0101	0.327 ± 0.0349	0.0397	124	1.58
N,N-Dimethylsulfamide (DMS)	µg/l	0.463 ± 0.035	- ± -	0.0695	-	-
Nicosulfurone	µg/l	0.286 ± 0.0164	- ± -	0.0715	-	-
Prometryn	µg/l	0.623 ± 0.0317	0.778 ± 0.125	0.081	125	1.92
Propazine	µg/l	0.693 ± 0.0295	0.793 ± 0.0609	0.0901	114	1.11
Sebuthylazine	µg/l	0.303 ± 0.0101	0.381 ± 0.0372	0.0282	126	2.75
Simazine	µg/l	0.654 ± 0.0324	0.775 ± 0.0673	0.0719	119	1.69
Terbuthylazine	µg/l	0.422 ± 0.013	0.496 ± 0.0495	0.0464	118	1.59
Terbuthylazine-desethyl	µg/l	0.375 ± 0.0142	0.441 ± 0.0309	0.0413	118	1.59
Terbutryn	µg/l	0.925 ± 0.0309	1.04 ± 0.0562	0.0925	112	1.24



Sample: H112A

Parameter	Unit	Assigned value ± U (k=2)	Result ± U	Criterion	Recovery [%]	En-Score
2,6-Dichlorobenzamide	µg/l	0.556 ± 0.022	- ± -	0.0835	-	-
Alachlor	µg/l	0.791 ± 0.0409	- ± -	0.095	-	-
Atrazine	µg/l	0.622 ± 0.0167	0.694 ± 0.0674	0.0684	112	0.53
Atrazine-desethyl	µg/l	1 ± 0.0338	1.14 ± 0.0697	0.12	114	0.98
Atrazine-desethyl-desisopropyl	µg/l	- ± -	- ± -	-	-	-
Atrazine-desisopropyl	µg/l	0.39 ± 0.0172	0.493 ± 0.0123	0.0546	126	3.42
Bromacil	µg/l	0.182 ± 0.00763	0.237 ± 0.0136	0.0255	130	1.95
Chloridazon	µg/l	0.599 ± 0.0137	0.704 ± 0.02	0.0778	118	2.49
Chloridazon-desphenyl	µg/l	0.184 ± 0.00905	- ± -	0.0202	-	-
Chloridazon-methyl-desphenyl	µg/l	0.192 ± 0.0131	- ± -	0.0249	-	-
Clopyralid	µg/l	0.328 ± 0.0242	- ± -	0.082	-	-
Cyanazine	µg/l	0.355 ± 0.0315	0.476 ± 0.0181	0.0497	134	2.53
Dimethenamide	µg/l	0.395 ± 0.0235	0.471 ± 0.0159	0.0395	119	1.93
Diuron	µg/l	0.403 ± 0.0233	0.503 ± 0.0085	0.0524	125	3.47
Metolachlor	µg/l	0.538 ± 0.0212	0.689 ± 0.0118	0.0807	128	4.76
N,N-Dimethylsulfamide (DMS)	µg/l	0.234 ± 0.0187	- ± -	0.0351	-	-
Nicosulfurone	µg/l	0.55 ± 0.0821	- ± -	0.138	-	-
Prometryn	µg/l	0.786 ± 0.0212	1.03 ± 0.034	0.102	131	3.43
Propazine	µg/l	0.151 ± 0.00723	0.276 ± 0.0204	0.0196	183	3.02
Sebuthylazine	µg/l	0.666 ± 0.0444	0.924 ± 0.0159	0.062	139	4.72
Simazine	µg/l	0.346 ± 0.0182	0.412 ± 0.0137	0.038	119	2.01
Terbuthylazine	µg/l	0.205 ± 0.00756	0.243 ± 0.0104	0.0226	118	1.70
Terbuthylazine-desethyl	µg/l	0.907 ± 0.0454	1.12 ± 0.05	0.0998	123	1.94
Terbutryn	µg/l	0.945 ± 0.0336	1.08 ± 0.0065	0.0945	114	3.74

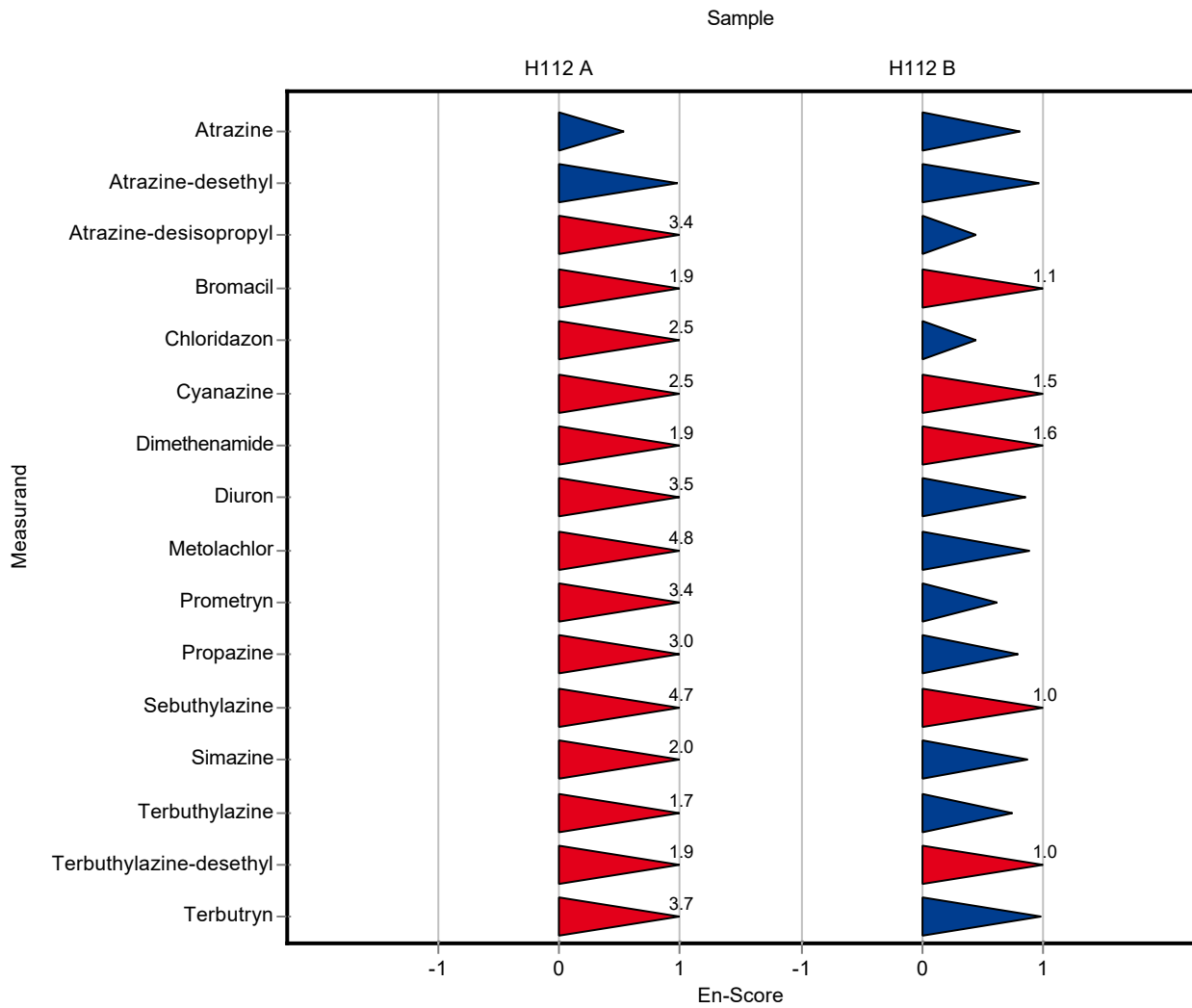
Sample: H112B

Parameter	Unit	Assigned value ± U (k=2)	Result ± U	Criterion	Recovery [%]	En-Score
2,6-Dichlorobenzamide	µg/l	0.688 ± 0.032	- ± -	0.103	-	-
Alachlor	µg/l	0.758 ± 0.0436	- ± -	0.091	-	-

Summary of results Pesticides H112 - En-Score

Labcode: LC0019

Parameter	Unit	Assigned value ± U (k=2)	Result ± U	Criterion	Recovery [%]	En-Score
Atrazine	µg/l	0.454 ± 0.0112	0.51 ± 0.0337	0.05	112	0.82
Atrazine-desethyl	µg/l	0.378 ± 0.0112	0.416 ± 0.0188	0.0454	110	0.97
Atrazine-desethyl-desisopropyl	µg/l	0.462 ± 0.0744	- ± -	0.143	-	-
Atrazine-desisopropyl	µg/l	0.814 ± 0.0348	0.947 ± 0.149	0.114	116	0.44
Bromacil	µg/l	0.368 ± 0.0277	0.472 ± 0.0437	0.0515	128	1.13
Chloridazon	µg/l	0.645 ± 0.0188	0.708 ± 0.0713	0.0838	110	0.44
Chloridazon-desphenyl	µg/l	0.373 ± 0.0223	- ± -	0.0411	-	-
Chloridazon-methyl-desphenyl	µg/l	0.231 ± 0.0163	- ± -	0.03	-	-
Clopyralid	µg/l	0.532 ± 0.0371	- ± -	0.133	-	-
Cyanazine	µg/l	0.587 ± 0.0503	0.775 ± 0.0588	0.0822	132	1.47
Dimethenamide	µg/l	0.324 ± 0.0279	0.396 ± 0.0171	0.0324	122	1.63
Diuron	µg/l	0.85 ± 0.0429	1.01 ± 0.0901	0.11	119	0.86
Metolachlor	µg/l	0.264 ± 0.0101	0.327 ± 0.0349	0.0397	124	0.89
N,N-Dimethylsulfamide (DMS)	µg/l	0.463 ± 0.035	- ± -	0.0695	-	-
Nicosulfurone	µg/l	0.286 ± 0.0164	- ± -	0.0715	-	-
Prometryn	µg/l	0.623 ± 0.0317	0.778 ± 0.125	0.081	125	0.62
Propazine	µg/l	0.693 ± 0.0295	0.793 ± 0.0609	0.0901	114	0.80
Sebuthylazine	µg/l	0.303 ± 0.0101	0.381 ± 0.0372	0.0282	126	1.03
Simazine	µg/l	0.654 ± 0.0324	0.775 ± 0.0673	0.0719	119	0.88
Terbuthylazine	µg/l	0.422 ± 0.013	0.496 ± 0.0495	0.0464	118	0.74
Terbuthylazine-desethyl	µg/l	0.375 ± 0.0142	0.441 ± 0.0309	0.0413	118	1.04
Terbutryn	µg/l	0.925 ± 0.0309	1.04 ± 0.0562	0.0925	112	0.99



Summary of results Pesticides H112

Labcode: LC0020

Sample: H112A

Parameter	Unit	Assigned value ± U (k=2)	Result ± U	Criterion	Recovery [%]	z-Score
2,6-Dichlorobenzamide	µg/l	0.556 ± 0.022	0.578 ± 0.12	0.0835	104	0.26
Alachlor	µg/l	0.791 ± 0.0409	0.851 ± 0.17	0.095	108	0.63
Atrazine	µg/l	0.622 ± 0.0167	0.644 ± 0.097	0.0684	104	0.32
Atrazine-desethyl	µg/l	1 ± 0.0338	1.08 ± 0.16	0.12	108	0.67
Atrazine-desethyl-desisopropyl	µg/l	- ± -	- ± -	-	-	-
Atrazine-desisopropyl	µg/l	0.39 ± 0.0172	0.402 ± 0.06	0.0546	103	0.21
Bromacil	µg/l	0.182 ± 0.00763	0.189 ± 0.038	0.0255	104	0.28
Chloridazon	µg/l	0.599 ± 0.0137	- ± -	0.0778	-	-
Chloridazon-desphenyl	µg/l	0.184 ± 0.00905	- ± -	0.0202	-	-
Chloridazon-methyl-desphenyl	µg/l	0.192 ± 0.0131	- ± -	0.0249	-	-
Clopyralid	µg/l	0.328 ± 0.0242	- ± -	0.082	-	-
Cyanazine	µg/l	0.355 ± 0.0315	0.408 ± 0.082	0.0497	115	1.07
Dimethenamide	µg/l	0.395 ± 0.0235	0.399 ± 0.08	0.0395	101	0.11
Diuron	µg/l	0.403 ± 0.0233	0.475 ± 0.071	0.0524	118	1.38
Metolachlor	µg/l	0.538 ± 0.0212	0.543 ± 0.081	0.0807	101	0.06
N,N-Dimethylsulfamide (DMS)	µg/l	0.234 ± 0.0187	- ± -	0.0351	-	-
Nicosulfurone	µg/l	0.55 ± 0.0821	0.522 ± 0.1	0.138	94.8	-0.21
Prometryn	µg/l	0.786 ± 0.0212	0.817 ± 0.16	0.102	104	0.31
Propazine	µg/l	0.151 ± 0.00723	0.156 ± 0.031	0.0196	103	0.26
Sebuthylazine	µg/l	0.666 ± 0.0444	0.706 ± 0.14	0.062	106	0.64
Simazine	µg/l	0.346 ± 0.0182	0.346 ± 0.069	0.038	100	0.00
Terbuthylazine	µg/l	0.205 ± 0.00756	0.2 ± 0.04	0.0226	97.4	-0.24
Terbuthylazine-desethyl	µg/l	0.907 ± 0.0454	0.964 ± 0.19	0.0998	106	0.57
Terbutryn	µg/l	0.945 ± 0.0336	1 ± 0.2	0.0945	106	0.58

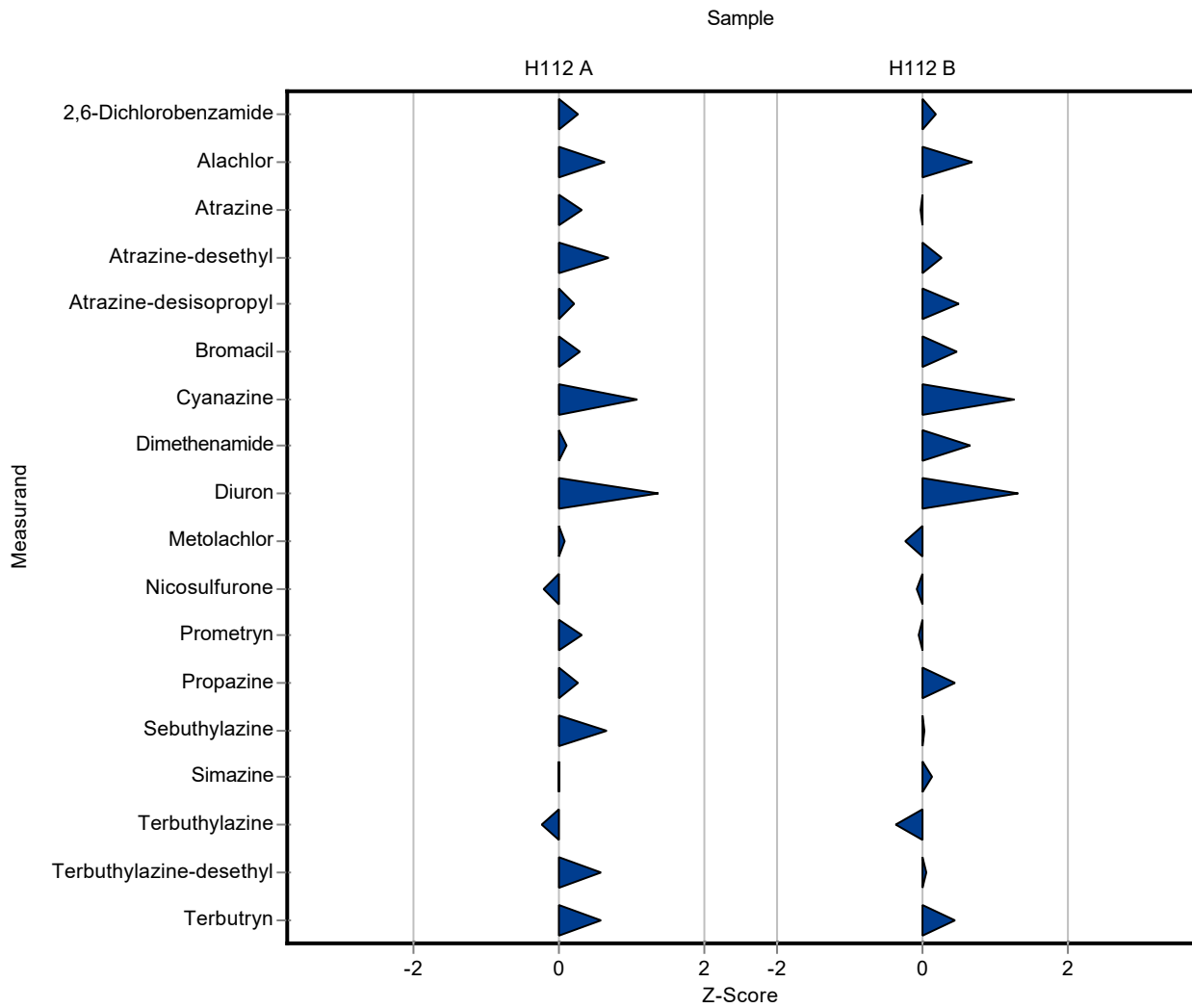
Sample: H112B

Parameter	Unit	Assigned value ± U (k=2)	Result ± U	Criterion	Recovery [%]	z-Score
2,6-Dichlorobenzamide	µg/l	0.688 ± 0.032	0.707 ± 0.14	0.103	103	0.18
Alachlor	µg/l	0.758 ± 0.0436	0.82 ± 0.16	0.091	108	0.68

Summary of results Pesticides H112

Labcode: LC0020

Parameter	Unit	Assigned value ± U (k=2)	Result ± U	Criterion	Recovery [%]	z-Score
Atrazine	µg/l	0.454 ± 0.0112	0.453 ± 0.068	0.05	99.7	-0.02
Atrazine-desethyl	µg/l	0.378 ± 0.0112	0.39 ± 0.059	0.0454	103	0.27
Atrazine-desethyl-desisopropyl	µg/l	0.462 ± 0.0744	- ± -	0.143	-	-
Atrazine-desisopropyl	µg/l	0.814 ± 0.0348	0.87 ± 0.13	0.114	107	0.49
Bromacil	µg/l	0.368 ± 0.0277	0.393 ± 0.079	0.0515	107	0.49
Chloridazon	µg/l	0.645 ± 0.0188	- ± -	0.0838	-	-
Chloridazon-desphenyl	µg/l	0.373 ± 0.0223	- ± -	0.0411	-	-
Chloridazon-methyl-desphenyl	µg/l	0.231 ± 0.0163	- ± -	0.03	-	-
Clopyralid	µg/l	0.532 ± 0.0371	- ± -	0.133	-	-
Cyanazine	µg/l	0.587 ± 0.0503	0.691 ± 0.14	0.0822	118	1.26
Dimethenamide	µg/l	0.324 ± 0.0279	0.345 ± 0.069	0.0324	107	0.65
Diuron	µg/l	0.85 ± 0.0429	0.995 ± 0.15	0.11	117	1.31
Metolachlor	µg/l	0.264 ± 0.0101	0.255 ± 0.038	0.0397	96.5	-0.23
N,N-Dimethylsulfamide (DMS)	µg/l	0.463 ± 0.035	- ± -	0.0695	-	-
Nicosulfurone	µg/l	0.286 ± 0.0164	0.281 ± 0.056	0.0715	98.3	-0.07
Prometryn	µg/l	0.623 ± 0.0317	0.619 ± 0.12	0.081	99.4	-0.05
Propazine	µg/l	0.693 ± 0.0295	0.734 ± 0.15	0.0901	106	0.45
Sebuthylazine	µg/l	0.303 ± 0.0101	0.304 ± 0.061	0.0282	100	0.02
Simazine	µg/l	0.654 ± 0.0324	0.664 ± 0.13	0.0719	102	0.14
Terbuthylazine	µg/l	0.422 ± 0.013	0.405 ± 0.081	0.0464	96	-0.37
Terbuthylazine-desethyl	µg/l	0.375 ± 0.0142	0.378 ± 0.076	0.0413	101	0.07
Terbutryn	µg/l	0.925 ± 0.0309	0.966 ± 0.19	0.0925	104	0.44



Sample: H112A

Parameter	Unit	Assigned value ± U (k=2)	Result ± U	Criterion	Recovery [%]	En-Score
2,6-Dichlorobenzamide	µg/l	0.556 ± 0.022	0.578 ± 0.12	0.0835	104	0.09
Alachlor	µg/l	0.791 ± 0.0409	0.851 ± 0.17	0.095	108	0.17
Atrazine	µg/l	0.622 ± 0.0167	0.644 ± 0.097	0.0684	104	0.11
Atrazine-desethyl	µg/l	1 ± 0.0338	1.08 ± 0.16	0.12	108	0.25
Atrazine-desethyl-desisopropyl	µg/l	- ± -	- ± -	-	-	-
Atrazine-desisopropyl	µg/l	0.39 ± 0.0172	0.402 ± 0.06	0.0546	103	0.10
Bromacil	µg/l	0.182 ± 0.00763	0.189 ± 0.038	0.0255	104	0.09
Chloridazon	µg/l	0.599 ± 0.0137	- ± -	0.0778	-	-
Chloridazon-desphenyl	µg/l	0.184 ± 0.00905	- ± -	0.0202	-	-
Chloridazon-methyl-desphenyl	µg/l	0.192 ± 0.0131	- ± -	0.0249	-	-
Clopyralid	µg/l	0.328 ± 0.0242	- ± -	0.082	-	-
Cyanazine	µg/l	0.355 ± 0.0315	0.408 ± 0.082	0.0497	115	0.32
Dimethenamide	µg/l	0.395 ± 0.0235	0.399 ± 0.08	0.0395	101	0.03
Diuron	µg/l	0.403 ± 0.0233	0.475 ± 0.071	0.0524	118	0.50
Metolachlor	µg/l	0.538 ± 0.0212	0.543 ± 0.081	0.0807	101	0.03
N,N-Dimethylsulfamide (DMS)	µg/l	0.234 ± 0.0187	- ± -	0.0351	-	-
Nicosulfurone	µg/l	0.55 ± 0.0821	0.522 ± 0.1	0.138	94.8	-0.13
Prometryn	µg/l	0.786 ± 0.0212	0.817 ± 0.16	0.102	104	0.10
Propazine	µg/l	0.151 ± 0.00723	0.156 ± 0.031	0.0196	103	0.08
Sebuthylazine	µg/l	0.666 ± 0.0444	0.706 ± 0.14	0.062	106	0.14
Simazine	µg/l	0.346 ± 0.0182	0.346 ± 0.069	0.038	100	0.00
Terbuthylazine	µg/l	0.205 ± 0.00756	0.2 ± 0.04	0.0226	97.4	-0.07
Terbuthylazine-desethyl	µg/l	0.907 ± 0.0454	0.964 ± 0.19	0.0998	106	0.15
Terbutryn	µg/l	0.945 ± 0.0336	1 ± 0.2	0.0945	106	0.14

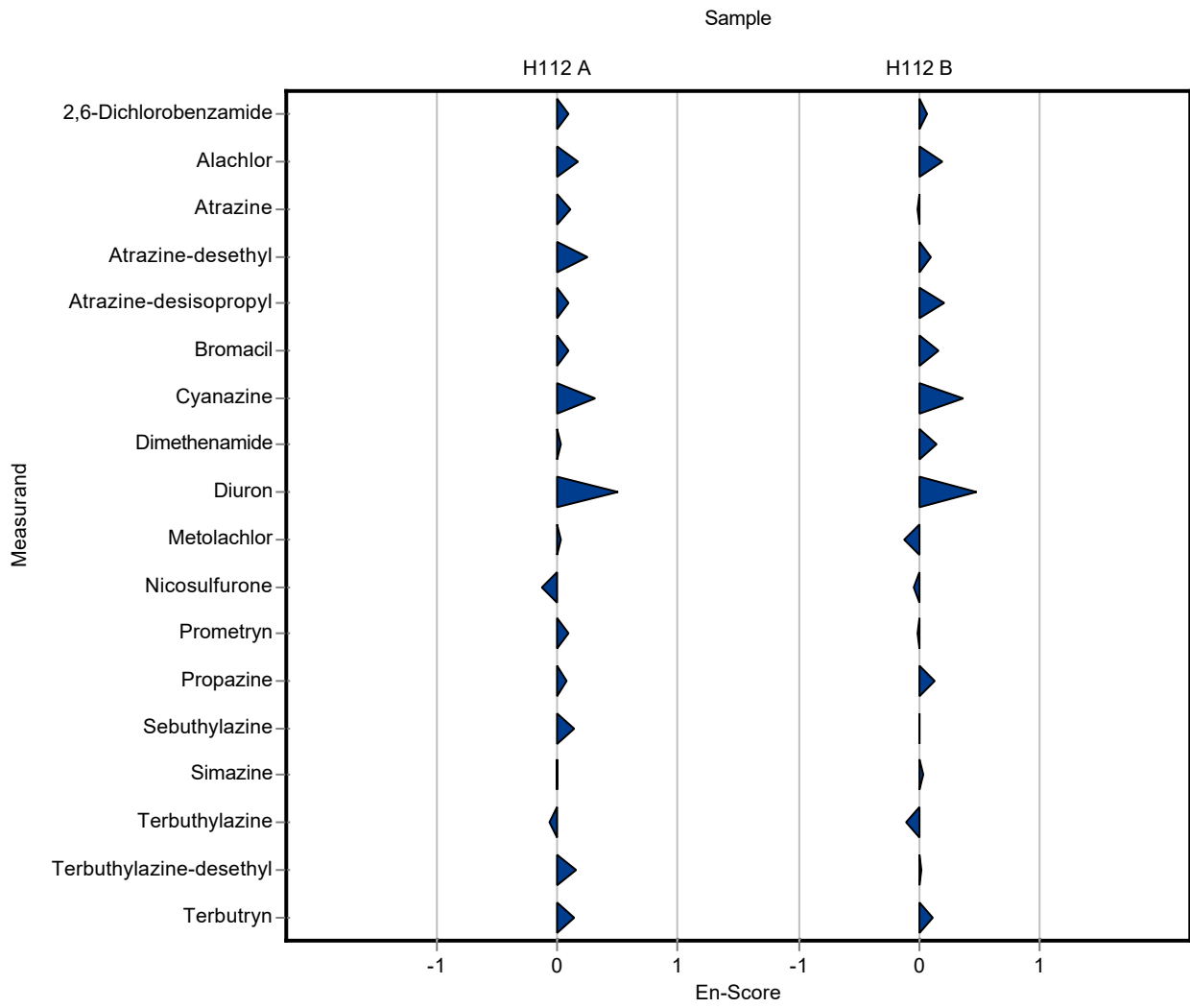
Sample: H112B

Parameter	Unit	Assigned value ± U (k=2)	Result ± U	Criterion	Recovery [%]	En-Score
2,6-Dichlorobenzamide	µg/l	0.688 ± 0.032	0.707 ± 0.14	0.103	103	0.07
Alachlor	µg/l	0.758 ± 0.0436	0.82 ± 0.16	0.091	108	0.19

Summary of results Pesticides H112 - En-Score

Labcode: LC0020

Parameter	Unit	Assigned value ± U (k=2)	Result ± U	Criterion	Recovery [%]	En-Score
Atrazine	µg/l	0.454 ± 0.0112	0.453 ± 0.068	0.05	99.7	-0.01
Atrazine-desethyl	µg/l	0.378 ± 0.0112	0.39 ± 0.059	0.0454	103	0.10
Atrazine-desethyl-desisopropyl	µg/l	0.462 ± 0.0744	- ± -	0.143	-	-
Atrazine-desisopropyl	µg/l	0.814 ± 0.0348	0.87 ± 0.13	0.114	107	0.21
Bromacil	µg/l	0.368 ± 0.0277	0.393 ± 0.079	0.0515	107	0.16
Chloridazon	µg/l	0.645 ± 0.0188	- ± -	0.0838	-	-
Chloridazon-desphenyl	µg/l	0.373 ± 0.0223	- ± -	0.0411	-	-
Chloridazon-methyl-desphenyl	µg/l	0.231 ± 0.0163	- ± -	0.03	-	-
Clopyralid	µg/l	0.532 ± 0.0371	- ± -	0.133	-	-
Cyanazine	µg/l	0.587 ± 0.0503	0.691 ± 0.14	0.0822	118	0.36
Dimethenamide	µg/l	0.324 ± 0.0279	0.345 ± 0.069	0.0324	107	0.15
Diuron	µg/l	0.85 ± 0.0429	0.995 ± 0.15	0.11	117	0.48
Metolachlor	µg/l	0.264 ± 0.0101	0.255 ± 0.038	0.0397	96.5	-0.12
N,N-Dimethylsulfamide (DMS)	µg/l	0.463 ± 0.035	- ± -	0.0695	-	-
Nicosulfurone	µg/l	0.286 ± 0.0164	0.281 ± 0.056	0.0715	98.3	-0.04
Prometryn	µg/l	0.623 ± 0.0317	0.619 ± 0.12	0.081	99.4	-0.02
Propazine	µg/l	0.693 ± 0.0295	0.734 ± 0.15	0.0901	106	0.14
Sebuthylazine	µg/l	0.303 ± 0.0101	0.304 ± 0.061	0.0282	100	0.00
Simazine	µg/l	0.654 ± 0.0324	0.664 ± 0.13	0.0719	102	0.04
Terbuthylazine	µg/l	0.422 ± 0.013	0.405 ± 0.081	0.0464	96	-0.10
Terbuthylazine-desethyl	µg/l	0.375 ± 0.0142	0.378 ± 0.076	0.0413	101	0.02
Terbutryn	µg/l	0.925 ± 0.0309	0.966 ± 0.19	0.0925	104	0.11



Summary of results Pesticides H112

Labcode: LC0021

Sample: H112A

Parameter	Unit	Assigned value ± U (k=2)	Result ± U	Criterion	Recovery [%]	z-Score
2,6-Dichlorobenzamide	µg/l	0.556 ± 0.022	- ± -	0.0835	-	-
Alachlor	µg/l	0.791 ± 0.0409	- ± -	0.095	-	-
Atrazine	µg/l	0.622 ± 0.0167	- ± -	0.0684	-	-
Atrazine-desethyl	µg/l	1 ± 0.0338	- ± -	0.12	-	-
Atrazine-desethyl-desisopropyl	µg/l	- ± -	- ± -	-	-	-
Atrazine-desisopropyl	µg/l	0.39 ± 0.0172	- ± -	0.0546	-	-
Bromacil	µg/l	0.182 ± 0.00763	0.32 ± 0.083	0.0255	176	5.42
Chloridazon	µg/l	0.599 ± 0.0137	- ± -	0.0778	-	-
Chloridazon-desphenyl	µg/l	0.184 ± 0.00905	- ± -	0.0202	-	-
Chloridazon-methyl-desphenyl	µg/l	0.192 ± 0.0131	- ± -	0.0249	-	-
Clopyralid	µg/l	0.328 ± 0.0242	- ± -	0.082	-	-
Cyanazine	µg/l	0.355 ± 0.0315	- ± -	0.0497	-	-
Dimethenamide	µg/l	0.395 ± 0.0235	- ± -	0.0395	-	-
Diuron	µg/l	0.403 ± 0.0233	- ± -	0.0524	-	-
Metolachlor	µg/l	0.538 ± 0.0212	- ± -	0.0807	-	-
N,N-Dimethylsulfamide (DMS)	µg/l	0.234 ± 0.0187	- ± -	0.0351	-	-
Nicosulfurone	µg/l	0.55 ± 0.0821	- ± -	0.138	-	-
Prometryn	µg/l	0.786 ± 0.0212	- ± -	0.102	-	-
Propazine	µg/l	0.151 ± 0.00723	- ± -	0.0196	-	-
Sebuthylazine	µg/l	0.666 ± 0.0444	- ± -	0.062	-	-
Simazine	µg/l	0.346 ± 0.0182	- ± -	0.038	-	-
Terbuthylazine	µg/l	0.205 ± 0.00756	- ± -	0.0226	-	-
Terbuthylazine-desethyl	µg/l	0.907 ± 0.0454	- ± -	0.0998	-	-
Terbutryn	µg/l	0.945 ± 0.0336	- ± -	0.0945	-	-

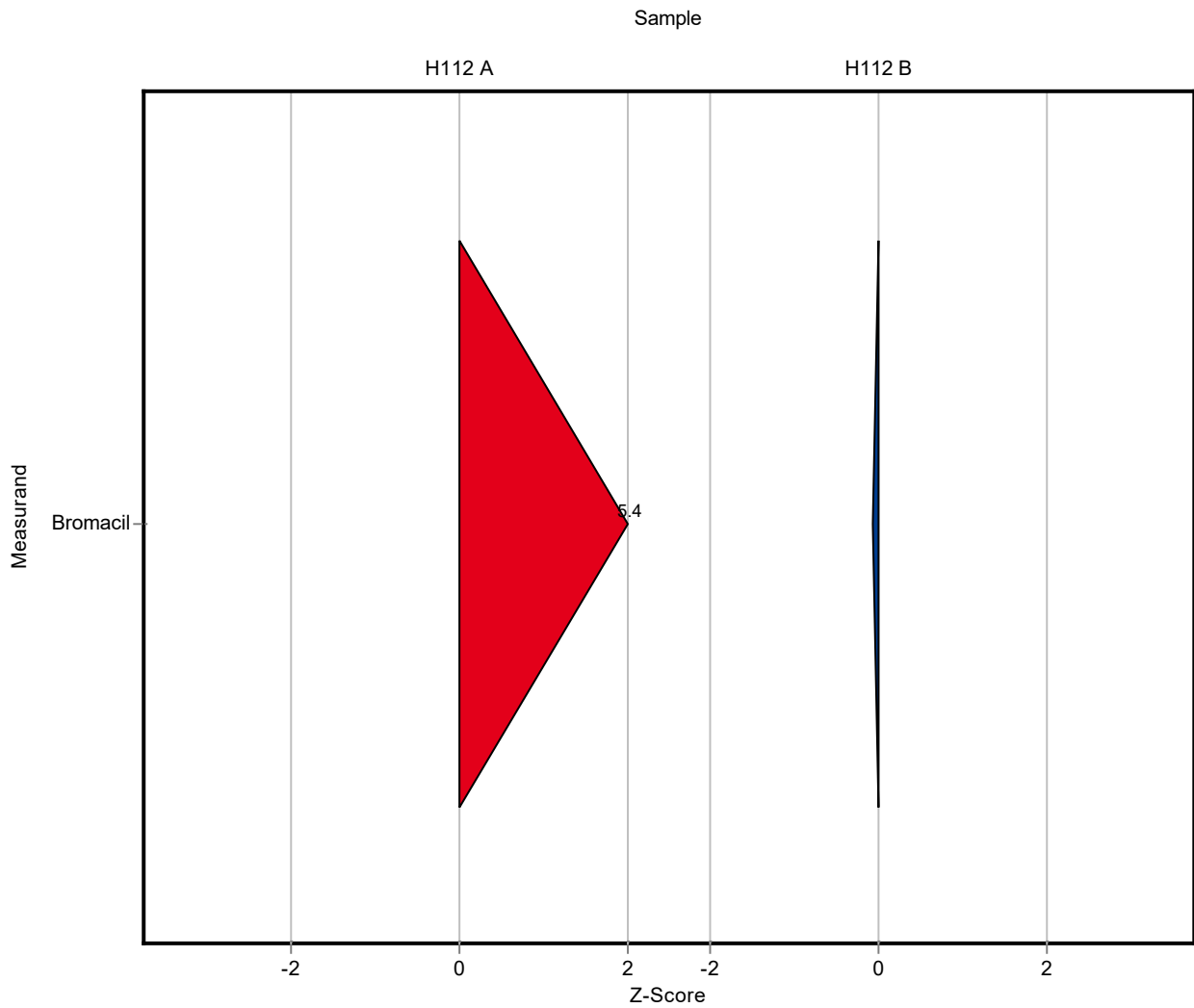
Sample: H112B

Parameter	Unit	Assigned value ± U (k=2)	Result ± U	Criterion	Recovery [%]	z-Score
2,6-Dichlorobenzamide	µg/l	0.688 ± 0.032	- ± -	0.103	-	-
Alachlor	µg/l	0.758 ± 0.0436	- ± -	0.091	-	-

Summary of results Pesticides H112

Labcode: LC0021

Parameter	Unit	Assigned value ± U (k=2)	Result ± U	Criterion	Recovery [%]	z-Score
Atrazine	µg/l	0.454 ± 0.0112	- ± -	0.05	-	-
Atrazine-desethyl	µg/l	0.378 ± 0.0112	- ± -	0.0454	-	-
Atrazine-desethyl-desisopropyl	µg/l	0.462 ± 0.0744	- ± -	0.143	-	-
Atrazine-desisopropyl	µg/l	0.814 ± 0.0348	- ± -	0.114	-	-
Bromacil	µg/l	0.368 ± 0.0277	0.364 ± 0.095	0.0515	98.9	-0.08
Chloridazon	µg/l	0.645 ± 0.0188	- ± -	0.0838	-	-
Chloridazon-desphenyl	µg/l	0.373 ± 0.0223	- ± -	0.0411	-	-
Chloridazon-methyl-desphenyl	µg/l	0.231 ± 0.0163	- ± -	0.03	-	-
Clopyralid	µg/l	0.532 ± 0.0371	- ± -	0.133	-	-
Cyanazine	µg/l	0.587 ± 0.0503	- ± -	0.0822	-	-
Dimethenamide	µg/l	0.324 ± 0.0279	- ± -	0.0324	-	-
Diuron	µg/l	0.85 ± 0.0429	- ± -	0.11	-	-
Metolachlor	µg/l	0.264 ± 0.0101	- ± -	0.0397	-	-
N,N-Dimethylsulfamide (DMS)	µg/l	0.463 ± 0.035	- ± -	0.0695	-	-
Nicosulfurone	µg/l	0.286 ± 0.0164	- ± -	0.0715	-	-
Prometryn	µg/l	0.623 ± 0.0317	- ± -	0.081	-	-
Propazine	µg/l	0.693 ± 0.0295	- ± -	0.0901	-	-
Sebuthylazine	µg/l	0.303 ± 0.0101	- ± -	0.0282	-	-
Simazine	µg/l	0.654 ± 0.0324	- ± -	0.0719	-	-
Terbuthylazine	µg/l	0.422 ± 0.013	- ± -	0.0464	-	-
Terbuthylazine-desethyl	µg/l	0.375 ± 0.0142	- ± -	0.0413	-	-
Terbutryn	µg/l	0.925 ± 0.0309	- ± -	0.0925	-	-



Summary of results Pesticides H112 - En-Score

Labcode: LC0021

Sample: H112A

Parameter	Unit	Assigned value ± U (k=2)	Result ± U	Criterion	Recovery [%]	En-Score
2,6-Dichlorobenzamide	µg/l	0.556 ± 0.022	- ± -	0.0835	-	-
Alachlor	µg/l	0.791 ± 0.0409	- ± -	0.095	-	-
Atrazine	µg/l	0.622 ± 0.0167	- ± -	0.0684	-	-
Atrazine-desethyl	µg/l	1 ± 0.0338	- ± -	0.12	-	-
Atrazine-desethyl-desisopropyl	µg/l	- ± -	- ± -	-	-	-
Atrazine-desisopropyl	µg/l	0.39 ± 0.0172	- ± -	0.0546	-	-
Bromacil	µg/l	0.182 ± 0.00763	0.32 ± 0.083	0.0255	176	0.83
Chloridazon	µg/l	0.599 ± 0.0137	- ± -	0.0778	-	-
Chloridazon-desphenyl	µg/l	0.184 ± 0.00905	- ± -	0.0202	-	-
Chloridazon-methyl-desphenyl	µg/l	0.192 ± 0.0131	- ± -	0.0249	-	-
Clopyralid	µg/l	0.328 ± 0.0242	- ± -	0.082	-	-
Cyanazine	µg/l	0.355 ± 0.0315	- ± -	0.0497	-	-
Dimethenamide	µg/l	0.395 ± 0.0235	- ± -	0.0395	-	-
Diuron	µg/l	0.403 ± 0.0233	- ± -	0.0524	-	-
Metolachlor	µg/l	0.538 ± 0.0212	- ± -	0.0807	-	-
N,N-Dimethylsulfamide (DMS)	µg/l	0.234 ± 0.0187	- ± -	0.0351	-	-
Nicosulfurone	µg/l	0.55 ± 0.0821	- ± -	0.138	-	-
Prometryn	µg/l	0.786 ± 0.0212	- ± -	0.102	-	-
Propazine	µg/l	0.151 ± 0.00723	- ± -	0.0196	-	-
Sebuthylazine	µg/l	0.666 ± 0.0444	- ± -	0.062	-	-
Simazine	µg/l	0.346 ± 0.0182	- ± -	0.038	-	-
Terbuthylazine	µg/l	0.205 ± 0.00756	- ± -	0.0226	-	-
Terbuthylazine-desethyl	µg/l	0.907 ± 0.0454	- ± -	0.0998	-	-
Terbutryn	µg/l	0.945 ± 0.0336	- ± -	0.0945	-	-

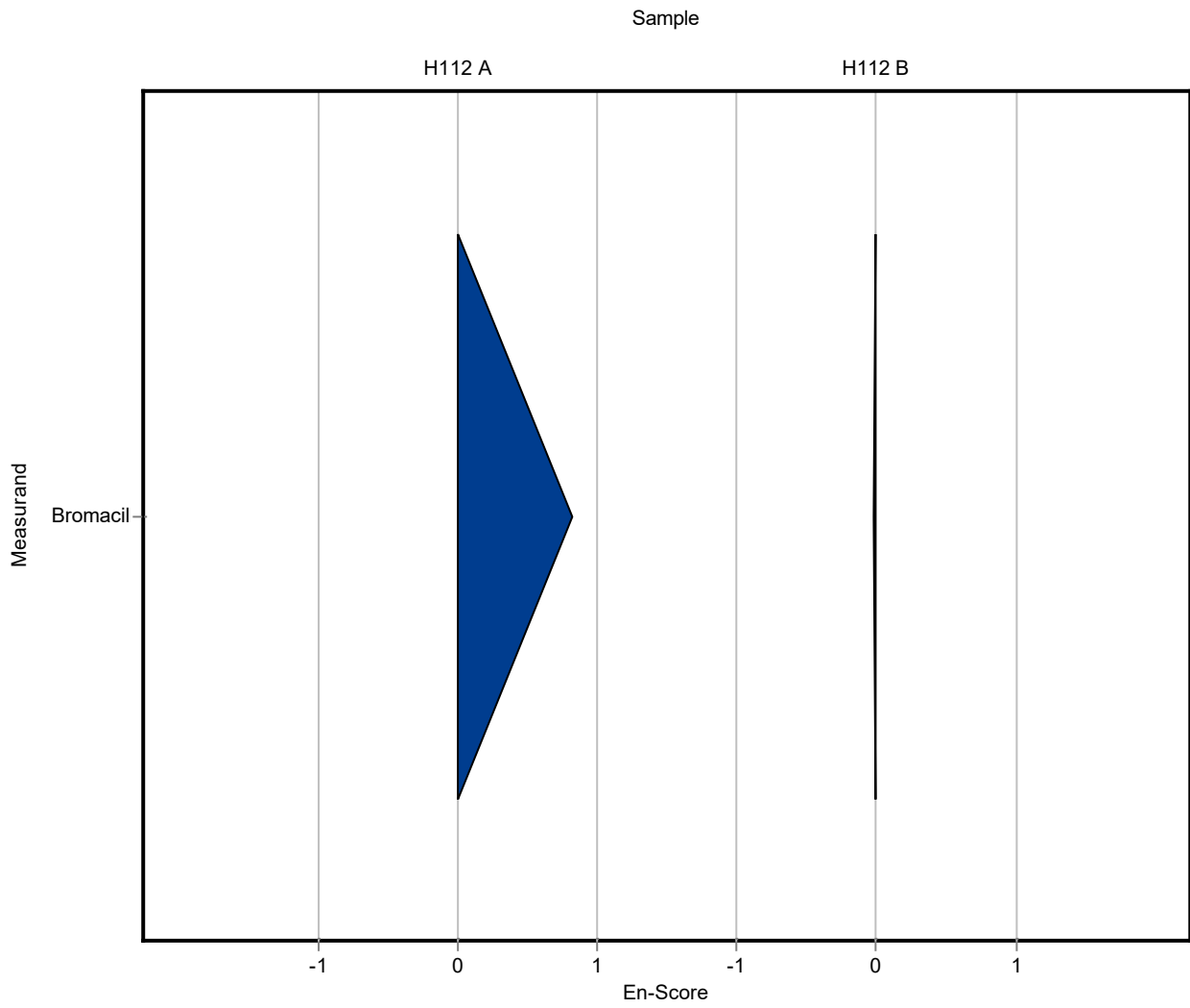
Sample: H112B

Parameter	Unit	Assigned value ± U (k=2)	Result ± U	Criterion	Recovery [%]	En-Score
2,6-Dichlorobenzamide	µg/l	0.688 ± 0.032	- ± -	0.103	-	-
Alachlor	µg/l	0.758 ± 0.0436	- ± -	0.091	-	-

Summary of results Pesticides H112 - En-Score

Labcode: LC0021

Parameter	Unit	Assigned value ± U (k=2)	Result ± U	Criterion	Recovery [%]	En-Score
Atrazine	µg/l	0.454 ± 0.0112	- ± -	0.05	-	-
Atrazine-desethyl	µg/l	0.378 ± 0.0112	- ± -	0.0454	-	-
Atrazine-desethyl-desisopropyl	µg/l	0.462 ± 0.0744	- ± -	0.143	-	-
Atrazine-desisopropyl	µg/l	0.814 ± 0.0348	- ± -	0.114	-	-
Bromacil	µg/l	0.368 ± 0.0277	0.364 ± 0.095	0.0515	98.9	-0.02
Chloridazon	µg/l	0.645 ± 0.0188	- ± -	0.0838	-	-
Chloridazon-desphenyl	µg/l	0.373 ± 0.0223	- ± -	0.0411	-	-
Chloridazon-methyl-desphenyl	µg/l	0.231 ± 0.0163	- ± -	0.03	-	-
Clopyralid	µg/l	0.532 ± 0.0371	- ± -	0.133	-	-
Cyanazine	µg/l	0.587 ± 0.0503	- ± -	0.0822	-	-
Dimethenamide	µg/l	0.324 ± 0.0279	- ± -	0.0324	-	-
Diuron	µg/l	0.85 ± 0.0429	- ± -	0.11	-	-
Metolachlor	µg/l	0.264 ± 0.0101	- ± -	0.0397	-	-
N,N-Dimethylsulfamide (DMS)	µg/l	0.463 ± 0.035	- ± -	0.0695	-	-
Nicosulfurone	µg/l	0.286 ± 0.0164	- ± -	0.0715	-	-
Prometryn	µg/l	0.623 ± 0.0317	- ± -	0.081	-	-
Propazine	µg/l	0.693 ± 0.0295	- ± -	0.0901	-	-
Sebuthylazine	µg/l	0.303 ± 0.0101	- ± -	0.0282	-	-
Simazine	µg/l	0.654 ± 0.0324	- ± -	0.0719	-	-
Terbuthylazine	µg/l	0.422 ± 0.013	- ± -	0.0464	-	-
Terbuthylazine-desethyl	µg/l	0.375 ± 0.0142	- ± -	0.0413	-	-
Terbutryn	µg/l	0.925 ± 0.0309	- ± -	0.0925	-	-



Summary of results Pesticides H112

Labcode: LC0022

Sample: H112A

Parameter	Unit	Assigned value ± U (k=2)	Result ± U	Criterion	Recovery [%]	z-Score
2,6-Dichlorobenzamide	µg/l	0.556 ± 0.022	- ± -	0.0835	-	-
Alachlor	µg/l	0.791 ± 0.0409	- ± -	0.095	-	-
Atrazine	µg/l	0.622 ± 0.0167	0.601 ± 0.102	0.0684	96.6	-0.31
Atrazine-desethyl	µg/l	1 ± 0.0338	0.983 ± 0.167	0.12	98.3	-0.14
Atrazine-desethyl-desisopropyl	µg/l	- ± -	- ± -	-	-	-
Atrazine-desisopropyl	µg/l	0.39 ± 0.0172	- ± -	0.0546	-	-
Bromacil	µg/l	0.182 ± 0.00763	0.141 ± 0.034	0.0255	77.5	-1.61
Chloridazon	µg/l	0.599 ± 0.0137	0.548 ± 0.132	0.0778	91.5	-0.65
Chloridazon-desphenyl	µg/l	0.184 ± 0.00905	- ± -	0.0202	-	-
Chloridazon-methyl-desphenyl	µg/l	0.192 ± 0.0131	- ± -	0.0249	-	-
Clopyralid	µg/l	0.328 ± 0.0242	- ± -	0.082	-	-
Cyanazine	µg/l	0.355 ± 0.0315	- ± -	0.0497	-	-
Dimethenamide	µg/l	0.395 ± 0.0235	- ± -	0.0395	-	-
Diuron	µg/l	0.403 ± 0.0233	- ± -	0.0524	-	-
Metolachlor	µg/l	0.538 ± 0.0212	0.585 ± 0.099	0.0807	109	0.58
N,N-Dimethylsulfamide (DMS)	µg/l	0.234 ± 0.0187	- ± -	0.0351	-	-
Nicosulfurone	µg/l	0.55 ± 0.0821	- ± -	0.138	-	-
Prometryn	µg/l	0.786 ± 0.0212	- ± -	0.102	-	-
Propazine	µg/l	0.151 ± 0.00723	- ± -	0.0196	-	-
Sebuthylazine	µg/l	0.666 ± 0.0444	- ± -	0.062	-	-
Simazine	µg/l	0.346 ± 0.0182	0.325 ± 0.055	0.038	94	-0.55
Terbuthylazine	µg/l	0.205 ± 0.00756	0.203 ± 0.035	0.0226	98.8	-0.11
Terbuthylazine-desethyl	µg/l	0.907 ± 0.0454	- ± -	0.0998	-	-
Terbutryn	µg/l	0.945 ± 0.0336	- ± -	0.0945	-	-

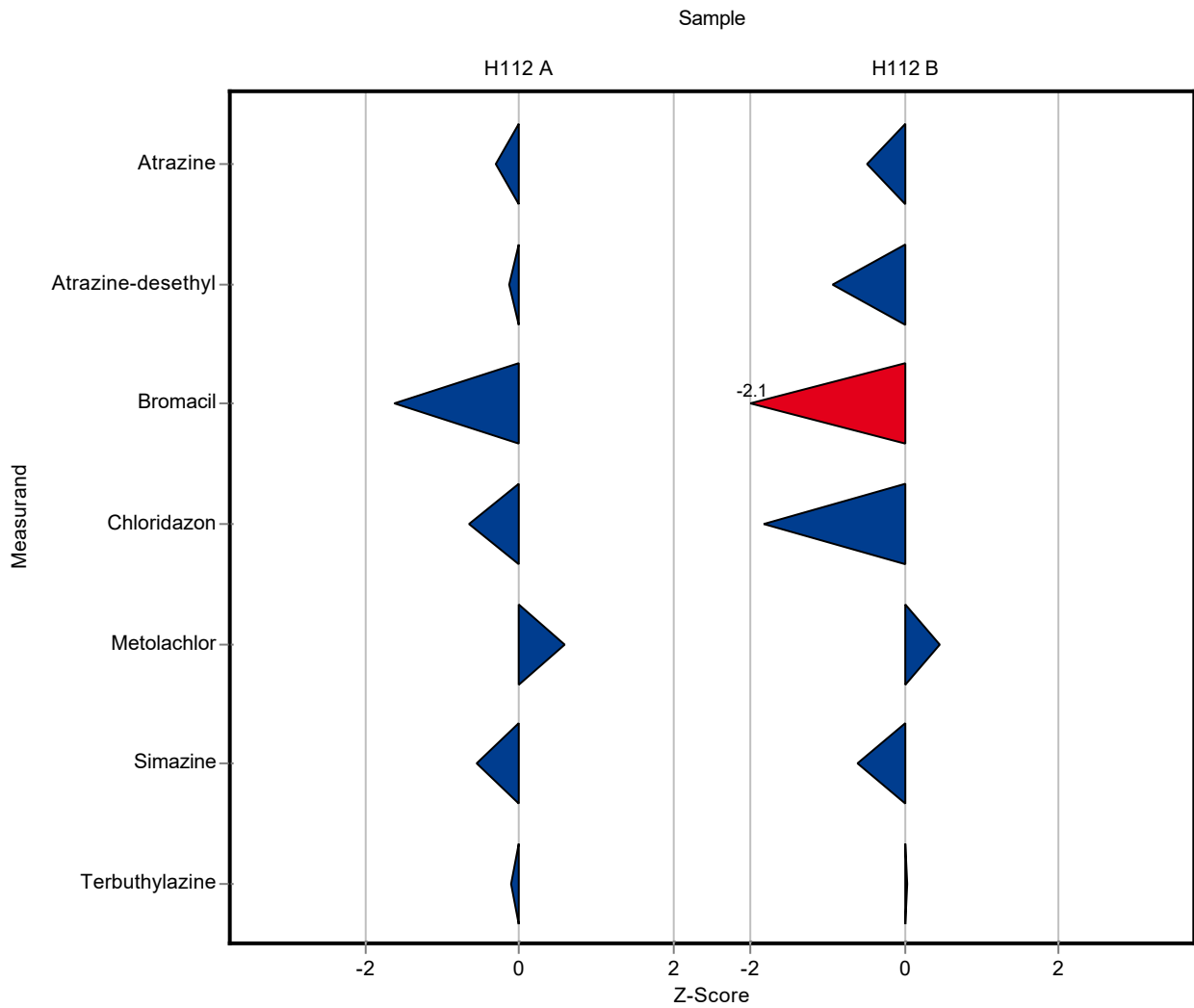
Sample: H112B

Parameter	Unit	Assigned value ± U (k=2)	Result ± U	Criterion	Recovery [%]	z-Score
2,6-Dichlorobenzamide	µg/l	0.688 ± 0.032	- ± -	0.103	-	-
Alachlor	µg/l	0.758 ± 0.0436	- ± -	0.091	-	-

Summary of results Pesticides H112

Labcode: LC0022

Parameter	Unit	Assigned value ± U (k=2)	Result ± U	Criterion	Recovery [%]	z-Score
Atrazine	µg/l	0.454 ± 0.0112	0.43 ± 0.073	0.05	94.7	-0.48
Atrazine-desethyl	µg/l	0.378 ± 0.0112	0.336 ± 0.057	0.0454	88.9	-0.93
Atrazine-desethyl-desisopropyl	µg/l	0.462 ± 0.0744	- ± -	0.143	-	-
Atrazine-desisopropyl	µg/l	0.814 ± 0.0348	- ± -	0.114	-	-
Bromacil	µg/l	0.368 ± 0.0277	0.259 ± 0.062	0.0515	70.4	-2.11
Chloridazon	µg/l	0.645 ± 0.0188	0.491 ± 0.118	0.0838	76.1	-1.83
Chloridazon-desphenyl	µg/l	0.373 ± 0.0223	- ± -	0.0411	-	-
Chloridazon-methyl-desphenyl	µg/l	0.231 ± 0.0163	- ± -	0.03	-	-
Clopyralid	µg/l	0.532 ± 0.0371	- ± -	0.133	-	-
Cyanazine	µg/l	0.587 ± 0.0503	- ± -	0.0822	-	-
Dimethenamide	µg/l	0.324 ± 0.0279	- ± -	0.0324	-	-
Diuron	µg/l	0.85 ± 0.0429	- ± -	0.11	-	-
Metolachlor	µg/l	0.264 ± 0.0101	0.282 ± 0.048	0.0397	107	0.45
N,N-Dimethylsulfamide (DMS)	µg/l	0.463 ± 0.035	- ± -	0.0695	-	-
Nicosulfurone	µg/l	0.286 ± 0.0164	- ± -	0.0715	-	-
Prometryn	µg/l	0.623 ± 0.0317	- ± -	0.081	-	-
Propazine	µg/l	0.693 ± 0.0295	- ± -	0.0901	-	-
Sebuthylazine	µg/l	0.303 ± 0.0101	- ± -	0.0282	-	-
Simazine	µg/l	0.654 ± 0.0324	0.61 ± 0.104	0.0719	93.3	-0.61
Terbuthylazine	µg/l	0.422 ± 0.013	0.423 ± 0.072	0.0464	100	0.02
Terbuthylazine-desethyl	µg/l	0.375 ± 0.0142	- ± -	0.0413	-	-
Terbutryn	µg/l	0.925 ± 0.0309	- ± -	0.0925	-	-



Summary of results Pesticides H112 - En-Score

Labcode: LC0022

Sample: H112A

Parameter	Unit	Assigned value ± U (k=2)	Result ± U	Criterion	Recovery [%]	En-Score
2,6-Dichlorobenzamide	µg/l	0.556 ± 0.022	- ± -	0.0835	-	-
Alachlor	µg/l	0.791 ± 0.0409	- ± -	0.095	-	-
Atrazine	µg/l	0.622 ± 0.0167	0.601 ± 0.102	0.0684	96.6	-0.10
Atrazine-desethyl	µg/l	1 ± 0.0338	0.983 ± 0.167	0.12	98.3	-0.05
Atrazine-desethyl-desisopropyl	µg/l	- ± -	- ± -	-	-	-
Atrazine-desisopropyl	µg/l	0.39 ± 0.0172	- ± -	0.0546	-	-
Bromacil	µg/l	0.182 ± 0.00763	0.141 ± 0.034	0.0255	77.5	-0.60
Chloridazon	µg/l	0.599 ± 0.0137	0.548 ± 0.132	0.0778	91.5	-0.19
Chloridazon-desphenyl	µg/l	0.184 ± 0.00905	- ± -	0.0202	-	-
Chloridazon-methyl-desphenyl	µg/l	0.192 ± 0.0131	- ± -	0.0249	-	-
Clopyralid	µg/l	0.328 ± 0.0242	- ± -	0.082	-	-
Cyanazine	µg/l	0.355 ± 0.0315	- ± -	0.0497	-	-
Dimethenamide	µg/l	0.395 ± 0.0235	- ± -	0.0395	-	-
Diuron	µg/l	0.403 ± 0.0233	- ± -	0.0524	-	-
Metolachlor	µg/l	0.538 ± 0.0212	0.585 ± 0.099	0.0807	109	0.24
N,N-Dimethylsulfamide (DMS)	µg/l	0.234 ± 0.0187	- ± -	0.0351	-	-
Nicosulfurone	µg/l	0.55 ± 0.0821	- ± -	0.138	-	-
Prometryn	µg/l	0.786 ± 0.0212	- ± -	0.102	-	-
Propazine	µg/l	0.151 ± 0.00723	- ± -	0.0196	-	-
Sebuthylazine	µg/l	0.666 ± 0.0444	- ± -	0.062	-	-
Simazine	µg/l	0.346 ± 0.0182	0.325 ± 0.055	0.038	94	-0.19
Terbuthylazine	µg/l	0.205 ± 0.00756	0.203 ± 0.035	0.0226	98.8	-0.03
Terbuthylazine-desethyl	µg/l	0.907 ± 0.0454	- ± -	0.0998	-	-
Terbutryn	µg/l	0.945 ± 0.0336	- ± -	0.0945	-	-

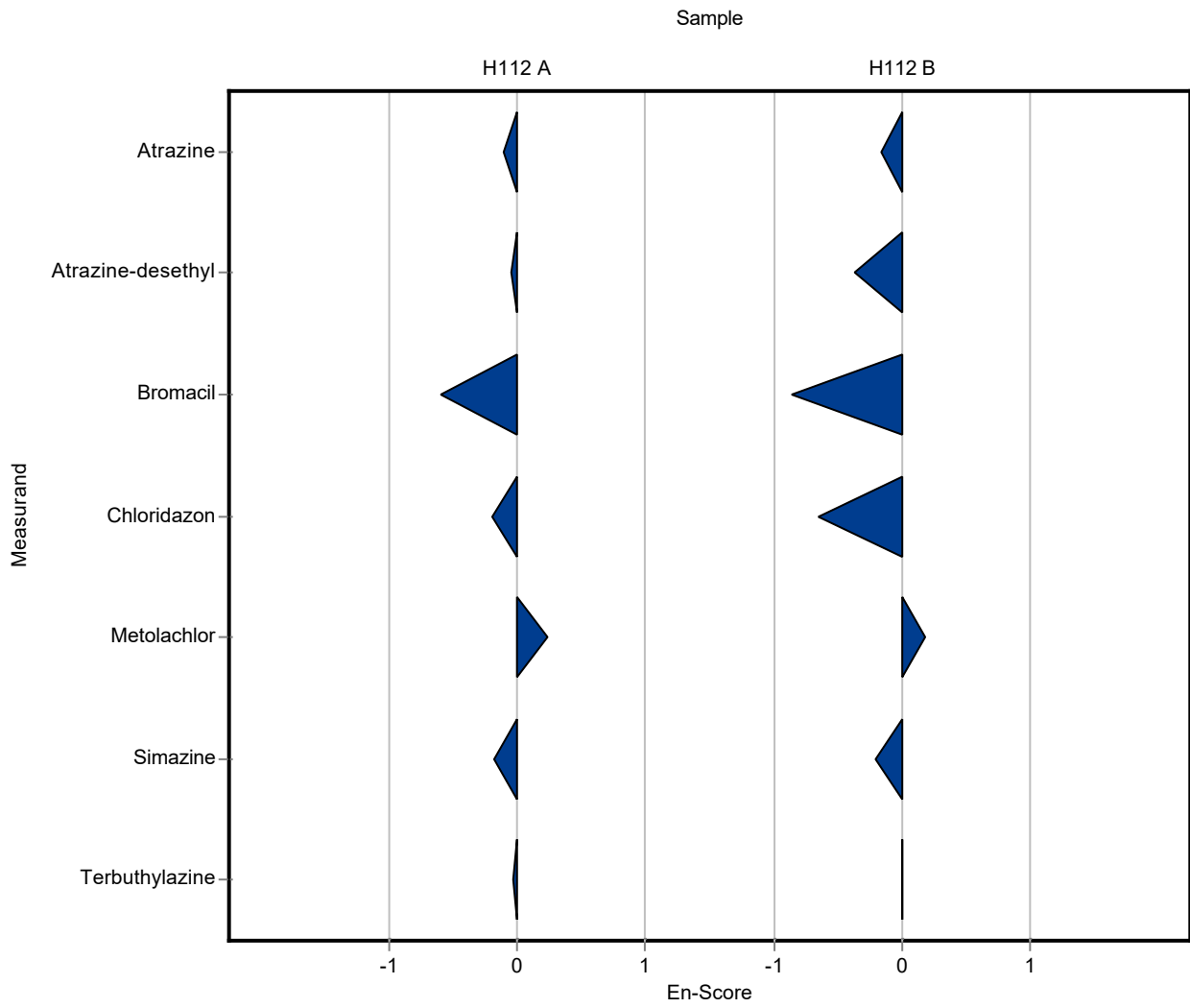
Sample: H112B

Parameter	Unit	Assigned value ± U (k=2)	Result ± U	Criterion	Recovery [%]	En-Score
2,6-Dichlorobenzamide	µg/l	0.688 ± 0.032	- ± -	0.103	-	-
Alachlor	µg/l	0.758 ± 0.0436	- ± -	0.091	-	-

Summary of results Pesticides H112 - En-Score

Labcode: LC0022

Parameter	Unit	Assigned value ± U (k=2)	Result ± U	Criterion	Recovery [%]	En-Score
Atrazine	µg/l	0.454 ± 0.0112	0.43 ± 0.073	0.05	94.7	-0.17
Atrazine-desethyl	µg/l	0.378 ± 0.0112	0.336 ± 0.057	0.0454	88.9	-0.37
Atrazine-desethyl-desisopropyl	µg/l	0.462 ± 0.0744	- ± -	0.143	-	-
Atrazine-desisopropyl	µg/l	0.814 ± 0.0348	- ± -	0.114	-	-
Bromacil	µg/l	0.368 ± 0.0277	0.259 ± 0.062	0.0515	70.4	-0.86
Chloridazon	µg/l	0.645 ± 0.0188	0.491 ± 0.118	0.0838	76.1	-0.65
Chloridazon-desphenyl	µg/l	0.373 ± 0.0223	- ± -	0.0411	-	-
Chloridazon-methyl-desphenyl	µg/l	0.231 ± 0.0163	- ± -	0.03	-	-
Clopyralid	µg/l	0.532 ± 0.0371	- ± -	0.133	-	-
Cyanazine	µg/l	0.587 ± 0.0503	- ± -	0.0822	-	-
Dimethenamide	µg/l	0.324 ± 0.0279	- ± -	0.0324	-	-
Diuron	µg/l	0.85 ± 0.0429	- ± -	0.11	-	-
Metolachlor	µg/l	0.264 ± 0.0101	0.282 ± 0.048	0.0397	107	0.18
N,N-Dimethylsulfamide (DMS)	µg/l	0.463 ± 0.035	- ± -	0.0695	-	-
Nicosulfurone	µg/l	0.286 ± 0.0164	- ± -	0.0715	-	-
Prometryn	µg/l	0.623 ± 0.0317	- ± -	0.081	-	-
Propazine	µg/l	0.693 ± 0.0295	- ± -	0.0901	-	-
Sebuthylazine	µg/l	0.303 ± 0.0101	- ± -	0.0282	-	-
Simazine	µg/l	0.654 ± 0.0324	0.61 ± 0.104	0.0719	93.3	-0.21
Terbuthylazine	µg/l	0.422 ± 0.013	0.423 ± 0.072	0.0464	100	0.01
Terbuthylazine-desethyl	µg/l	0.375 ± 0.0142	- ± -	0.0413	-	-
Terbutryn	µg/l	0.925 ± 0.0309	- ± -	0.0925	-	-



Summary of results Pesticides H112

Labcode: LC0023

Sample: H112A

Parameter	Unit	Assigned value ± U (k=2)	Result ± U	Criterion	Recovery [%]	z-Score
2,6-Dichlorobenzamide	µg/l	0.556 ± 0.022	463 ± 148	0.0835	83200	5540.00
Alachlor	µg/l	0.791 ± 0.0409	- ± -	0.095	-	-
Atrazine	µg/l	0.622 ± 0.0167	589 ± 88	0.0684	94700	8600.00
Atrazine-desethyl	µg/l	1 ± 0.0338	785 ± 283	0.12	78500	6530.00
Atrazine-desethyl-desisopropyl	µg/l	- ± -	- ± -	-	-	-
Atrazine-desisopropyl	µg/l	0.39 ± 0.0172	- ± -	0.0546	-	-
Bromacil	µg/l	0.182 ± 0.00763	- ± -	0.0255	-	-
Chloridazon	µg/l	0.599 ± 0.0137	- ± -	0.0778	-	-
Chloridazon-desphenyl	µg/l	0.184 ± 0.00905	- ± -	0.0202	-	-
Chloridazon-methyl-desphenyl	µg/l	0.192 ± 0.0131	- ± -	0.0249	-	-
Clopyralid	µg/l	0.328 ± 0.0242	- ± -	0.082	-	-
Cyanazine	µg/l	0.355 ± 0.0315	- ± -	0.0497	-	-
Dimethenamide	µg/l	0.395 ± 0.0235	- ± -	0.0395	-	-
Diuron	µg/l	0.403 ± 0.0233	- ± -	0.0524	-	-
Metolachlor	µg/l	0.538 ± 0.0212	- ± -	0.0807	-	-
N,N-Dimethylsulfamide (DMS)	µg/l	0.234 ± 0.0187	- ± -	0.0351	-	-
Nicosulfurone	µg/l	0.55 ± 0.0821	- ± -	0.138	-	-
Prometryn	µg/l	0.786 ± 0.0212	- ± -	0.102	-	-
Propazine	µg/l	0.151 ± 0.00723	206 ± 45	0.0196	136000	10500.00
Sebuthylazine	µg/l	0.666 ± 0.0444	- ± -	0.062	-	-
Simazine	µg/l	0.346 ± 0.0182	334 ± 47	0.038	96600	8770.00
Terbuthylazine	µg/l	0.205 ± 0.00756	216 ± 45	0.0226	105000	9550.00
Terbuthylazine-desethyl	µg/l	0.907 ± 0.0454	815 ± 130	0.0998	89800	8160.00
Terbutryn	µg/l	0.945 ± 0.0336	- ± -	0.0945	-	-

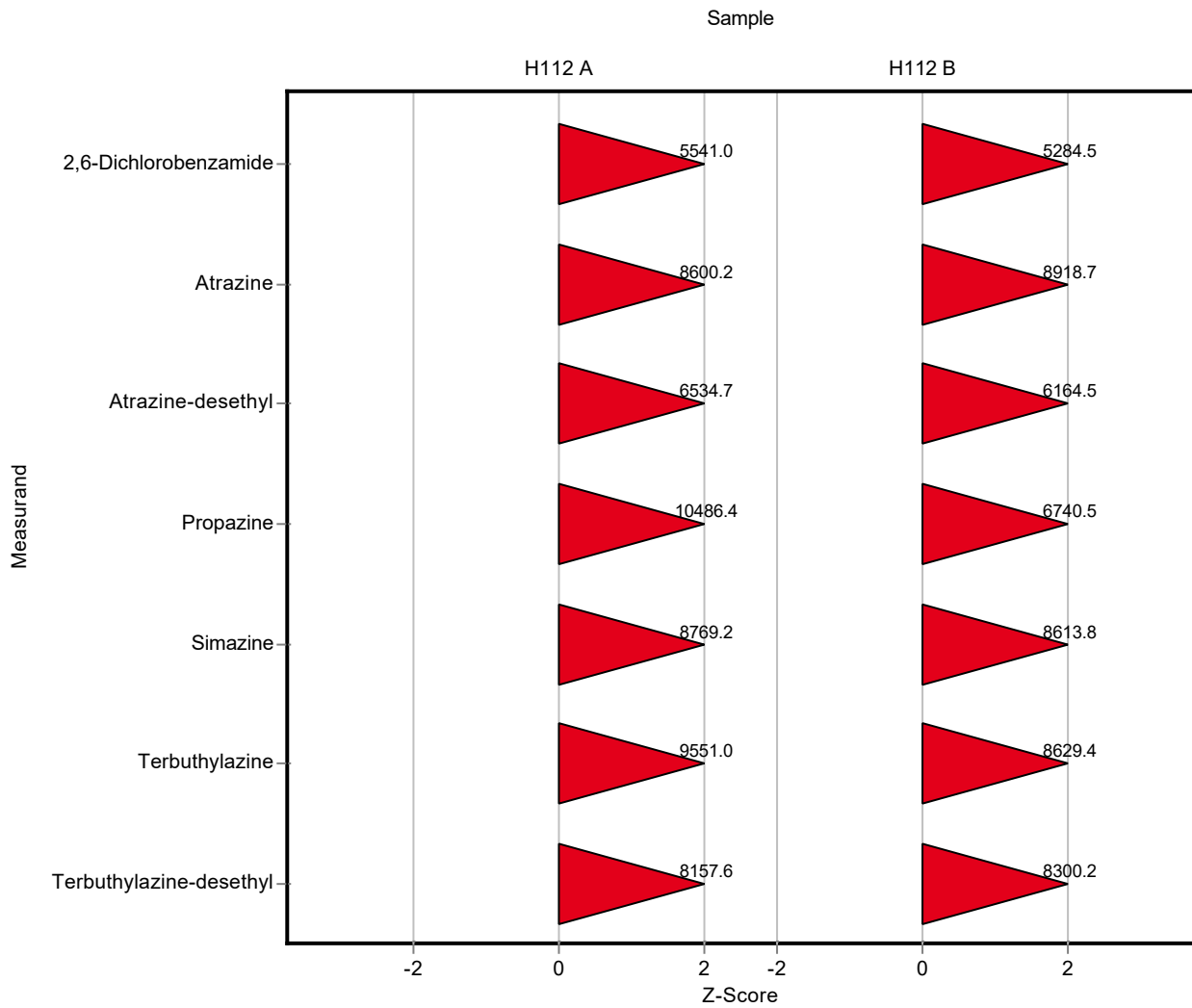
Sample: H112B

Parameter	Unit	Assigned value ± U (k=2)	Result ± U	Criterion	Recovery [%]	z-Score
2,6-Dichlorobenzamide	µg/l	0.688 ± 0.032	546 ± 175	0.103	79400	5280.00
Alachlor	µg/l	0.758 ± 0.0436	- ± -	0.091	-	-

Summary of results Pesticides H112

Labcode: LC0023

Parameter	Unit	Assigned value ± U (k=2)	Result ± U	Criterion	Recovery [%]	z-Score
Atrazine	µg/l	0.454 ± 0.0112	446 ± 67	0.05	98200	8920.00
Atrazine-desethyl	µg/l	0.378 ± 0.0112	280 ± 100	0.0454	74100	6160.00
Atrazine-desethyl-desisopropyl	µg/l	0.462 ± 0.0744	- ± -	0.143	-	-
Atrazine-desisopropyl	µg/l	0.814 ± 0.0348	- ± -	0.114	-	-
Bromacil	µg/l	0.368 ± 0.0277	- ± -	0.0515	-	-
Chloridazon	µg/l	0.645 ± 0.0188	- ± -	0.0838	-	-
Chloridazon-desphenyl	µg/l	0.373 ± 0.0223	- ± -	0.0411	-	-
Chloridazon-methyl-desphenyl	µg/l	0.231 ± 0.0163	- ± -	0.03	-	-
Clopyralid	µg/l	0.532 ± 0.0371	- ± -	0.133	-	-
Cyanazine	µg/l	0.587 ± 0.0503	- ± -	0.0822	-	-
Dimethenamide	µg/l	0.324 ± 0.0279	- ± -	0.0324	-	-
Diuron	µg/l	0.85 ± 0.0429	- ± -	0.11	-	-
Metolachlor	µg/l	0.264 ± 0.0101	- ± -	0.0397	-	-
N,N-Dimethylsulfamide (DMS)	µg/l	0.463 ± 0.035	- ± -	0.0695	-	-
Nicosulfurone	µg/l	0.286 ± 0.0164	- ± -	0.0715	-	-
Prometryn	µg/l	0.623 ± 0.0317	- ± -	0.081	-	-
Propazine	µg/l	0.693 ± 0.0295	608 ± 134	0.0901	87700	6740.00
Sebuthylazine	µg/l	0.303 ± 0.0101	- ± -	0.0282	-	-
Simazine	µg/l	0.654 ± 0.0324	620 ± 87	0.0719	94900	8610.00
Terbuthylazine	µg/l	0.422 ± 0.013	401 ± 84	0.0464	95000	8630.00
Terbuthylazine-desethyl	µg/l	0.375 ± 0.0142	343 ± 55	0.0413	91400	8300.00
Terbutryn	µg/l	0.925 ± 0.0309	- ± -	0.0925	-	-



Sample: H112A

Parameter	Unit	Assigned value ± U (k=2)	Result ± U	Criterion	Recovery [%]	En-Score
2,6-Dichlorobenzamide	µg/l	0.556 ± 0.022	463 ± 148	0.0835	83200	1.56
Alachlor	µg/l	0.791 ± 0.0409	- ± -	0.095	-	-
Atrazine	µg/l	0.622 ± 0.0167	589 ± 88	0.0684	94700	3.34
Atrazine-desethyl	µg/l	1 ± 0.0338	785 ± 283	0.12	78500	1.39
Atrazine-desethyl-desisopropyl	µg/l	- ± -	- ± -	-	-	-
Atrazine-desisopropyl	µg/l	0.39 ± 0.0172	- ± -	0.0546	-	-
Bromacil	µg/l	0.182 ± 0.00763	- ± -	0.0255	-	-
Chloridazon	µg/l	0.599 ± 0.0137	- ± -	0.0778	-	-
Chloridazon-desphenyl	µg/l	0.184 ± 0.00905	- ± -	0.0202	-	-
Chloridazon-methyl-desphenyl	µg/l	0.192 ± 0.0131	- ± -	0.0249	-	-
Clopyralid	µg/l	0.328 ± 0.0242	- ± -	0.082	-	-
Cyanazine	µg/l	0.355 ± 0.0315	- ± -	0.0497	-	-
Dimethenamide	µg/l	0.395 ± 0.0235	- ± -	0.0395	-	-
Diuron	µg/l	0.403 ± 0.0233	- ± -	0.0524	-	-
Metolachlor	µg/l	0.538 ± 0.0212	- ± -	0.0807	-	-
N,N-Dimethylsulfamide (DMS)	µg/l	0.234 ± 0.0187	- ± -	0.0351	-	-
Nicosulfurone	µg/l	0.55 ± 0.0821	- ± -	0.138	-	-
Prometryn	µg/l	0.786 ± 0.0212	- ± -	0.102	-	-
Propazine	µg/l	0.151 ± 0.00723	206 ± 45	0.0196	136000	2.29
Sebuthylazine	µg/l	0.666 ± 0.0444	- ± -	0.062	-	-
Simazine	µg/l	0.346 ± 0.0182	334 ± 47	0.038	96600	3.55
Terbuthylazine	µg/l	0.205 ± 0.00756	216 ± 45	0.0226	105000	2.40
Terbuthylazine-desethyl	µg/l	0.907 ± 0.0454	815 ± 130	0.0998	89800	3.13
Terbutryn	µg/l	0.945 ± 0.0336	- ± -	0.0945	-	-

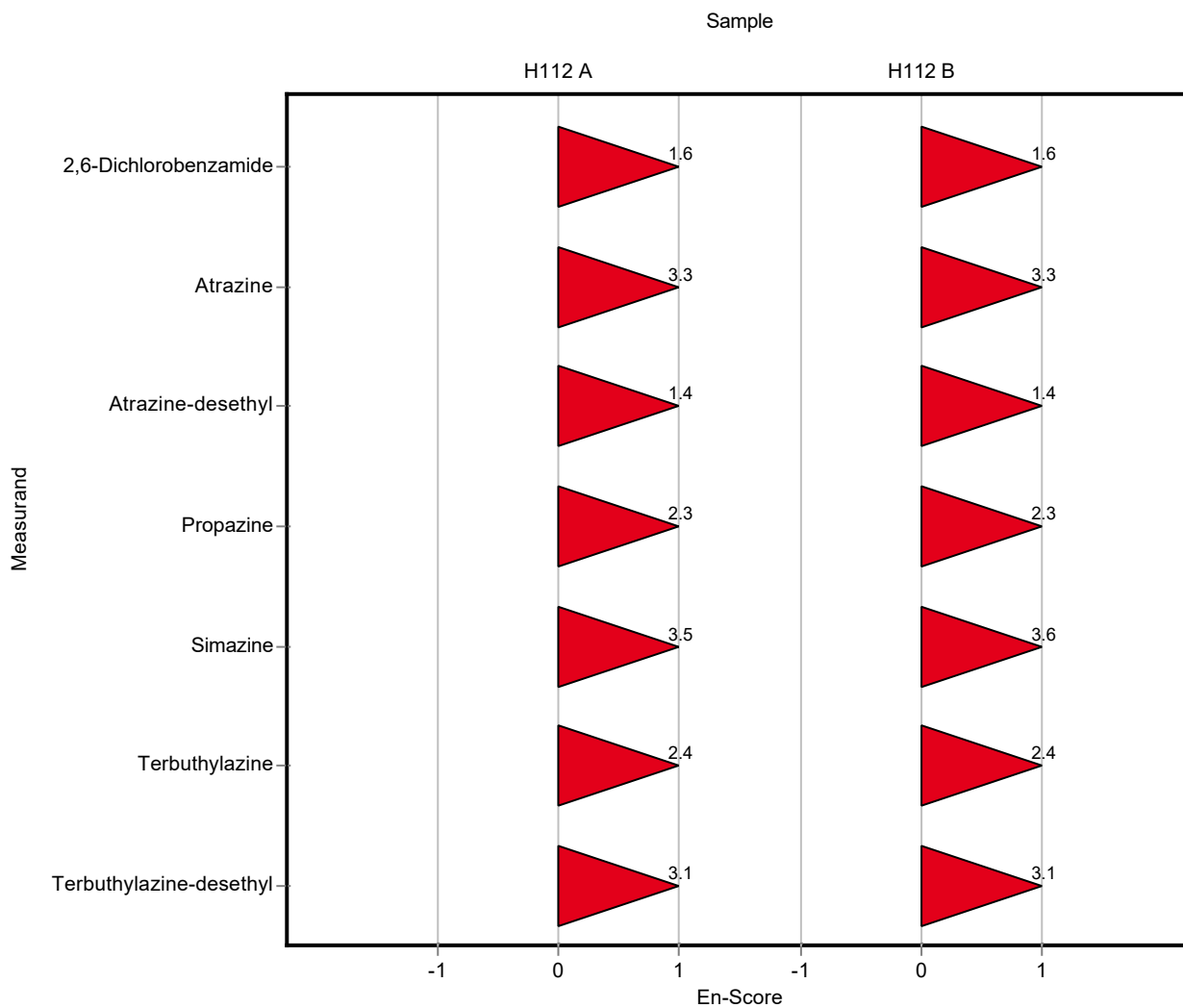
Sample: H112B

Parameter	Unit	Assigned value ± U (k=2)	Result ± U	Criterion	Recovery [%]	En-Score
2,6-Dichlorobenzamide	µg/l	0.688 ± 0.032	546 ± 175	0.103	79400	1.56
Alachlor	µg/l	0.758 ± 0.0436	- ± -	0.091	-	-

Summary of results Pesticides H112 - En-Score

Labcode: LC0023

Parameter	Unit	Assigned value ± U (k=2)	Result ± U	Criterion	Recovery [%]	En-Score
Atrazine	µg/l	0.454 ± 0.0112	446 ± 67	0.05	98200	3.32
Atrazine-desethyl	µg/l	0.378 ± 0.0112	280 ± 100	0.0454	74100	1.40
Atrazine-desethyl-desisopropyl	µg/l	0.462 ± 0.0744	- ± -	0.143	-	-
Atrazine-desisopropyl	µg/l	0.814 ± 0.0348	- ± -	0.114	-	-
Bromacil	µg/l	0.368 ± 0.0277	- ± -	0.0515	-	-
Chloridazon	µg/l	0.645 ± 0.0188	- ± -	0.0838	-	-
Chloridazon-desphenyl	µg/l	0.373 ± 0.0223	- ± -	0.0411	-	-
Chloridazon-methyl-desphenyl	µg/l	0.231 ± 0.0163	- ± -	0.03	-	-
Clopyralid	µg/l	0.532 ± 0.0371	- ± -	0.133	-	-
Cyanazine	µg/l	0.587 ± 0.0503	- ± -	0.0822	-	-
Dimethenamide	µg/l	0.324 ± 0.0279	- ± -	0.0324	-	-
Diuron	µg/l	0.85 ± 0.0429	- ± -	0.11	-	-
Metolachlor	µg/l	0.264 ± 0.0101	- ± -	0.0397	-	-
N,N-Dimethylsulfamide (DMS)	µg/l	0.463 ± 0.035	- ± -	0.0695	-	-
Nicosulfurone	µg/l	0.286 ± 0.0164	- ± -	0.0715	-	-
Prometryn	µg/l	0.623 ± 0.0317	- ± -	0.081	-	-
Propazine	µg/l	0.693 ± 0.0295	608 ± 134	0.0901	87700	2.27
Sebuthylazine	µg/l	0.303 ± 0.0101	- ± -	0.0282	-	-
Simazine	µg/l	0.654 ± 0.0324	620 ± 87	0.0719	94900	3.56
Terbuthylazine	µg/l	0.422 ± 0.013	401 ± 84	0.0464	95000	2.38
Terbuthylazine-desethyl	µg/l	0.375 ± 0.0142	343 ± 55	0.0413	91400	3.11
Terbutryn	µg/l	0.925 ± 0.0309	- ± -	0.0925	-	-



Summary of results Pesticides H112

Labcode: LC0024

Sample: H112A

Parameter	Unit	Assigned value ± U (k=2)	Result ± U	Criterion	Recovery [%]	z-Score
2,6-Dichlorobenzamide	µg/l	0.556 ± 0.022	0.615 ± 0.154	0.0835	111	0.70
Alachlor	µg/l	0.791 ± 0.0409	- ± -	0.095	-	-
Atrazine	µg/l	0.622 ± 0.0167	0.65 ± 0.162	0.0684	105	0.41
Atrazine-desethyl	µg/l	1 ± 0.0338	1.097 ± 0.274	0.12	110	0.81
Atrazine-desethyl-desisopropyl	µg/l	- ± -	- ± -	-	-	-
Atrazine-desisopropyl	µg/l	0.39 ± 0.0172	0.45 ± 0.112	0.0546	115	1.09
Bromacil	µg/l	0.182 ± 0.00763	0.185 ± 0.046	0.0255	102	0.12
Chloridazon	µg/l	0.599 ± 0.0137	0.646 ± 0.162	0.0778	108	0.61
Chloridazon-desphenyl	µg/l	0.184 ± 0.00905	- ± -	0.0202	-	-
Chloridazon-methyl-desphenyl	µg/l	0.192 ± 0.0131	- ± -	0.0249	-	-
Clopyralid	µg/l	0.328 ± 0.0242	- ± -	0.082	-	-
Cyanazine	µg/l	0.355 ± 0.0315	0.383 ± 0.096	0.0497	108	0.57
Dimethenamide	µg/l	0.395 ± 0.0235	- ± -	0.0395	-	-
Diuron	µg/l	0.403 ± 0.0233	0.42 ± 0.105	0.0524	104	0.33
Metolachlor	µg/l	0.538 ± 0.0212	0.537 ± 0.134	0.0807	99.8	-0.01
N,N-Dimethylsulfamide (DMS)	µg/l	0.234 ± 0.0187	- ± -	0.0351	-	-
Nicosulfurone	µg/l	0.55 ± 0.0821	0.77 ± 0.192	0.138	140	1.60
Prometryn	µg/l	0.786 ± 0.0212	0.839 ± 0.21	0.102	107	0.52
Propazine	µg/l	0.151 ± 0.00723	0.157 ± 0.039	0.0196	104	0.31
Sebuthylazine	µg/l	0.666 ± 0.0444	0.761 ± 0.19	0.062	114	1.53
Simazine	µg/l	0.346 ± 0.0182	0.372 ± 0.093	0.038	108	0.69
Terbuthylazine	µg/l	0.205 ± 0.00756	0.216 ± 0.054	0.0226	105	0.47
Terbuthylazine-desethyl	µg/l	0.907 ± 0.0454	0.974 ± 0.243	0.0998	107	0.67
Terbutryn	µg/l	0.945 ± 0.0336	0.968 ± 0.242	0.0945	102	0.24

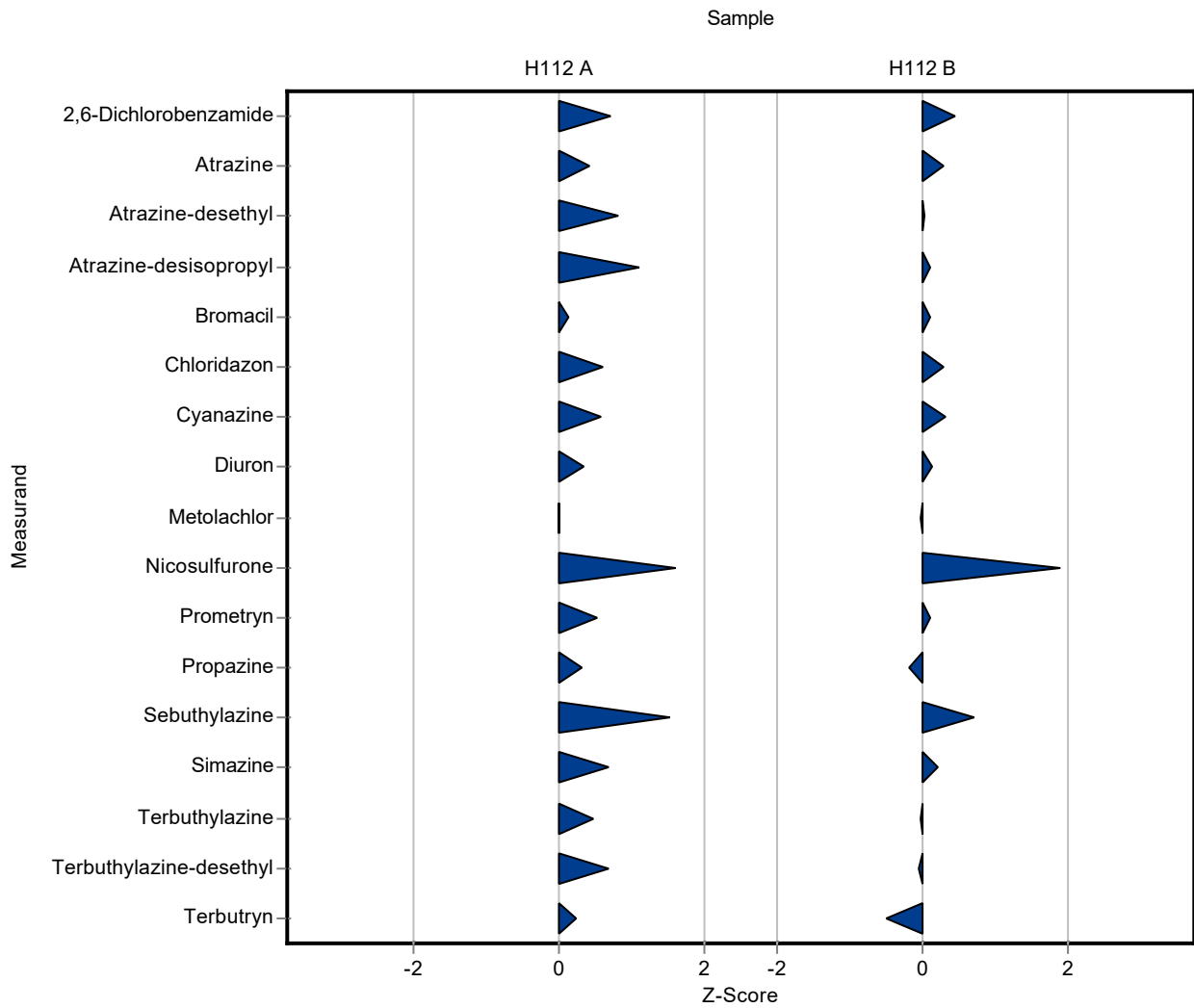
Sample: H112B

Parameter	Unit	Assigned value ± U (k=2)	Result ± U	Criterion	Recovery [%]	z-Score
2,6-Dichlorobenzamide	µg/l	0.688 ± 0.032	0.735 ± 0.184	0.103	107	0.46
Alachlor	µg/l	0.758 ± 0.0436	- ± -	0.091	-	-

Summary of results Pesticides H112

Labcode: LC0024

Parameter	Unit	Assigned value ± U (k=2)	Result ± U	Criterion	Recovery [%]	z-Score
Atrazine	µg/l	0.454 ± 0.0112	0.469 ± 0.117	0.05	103	0.30
Atrazine-desethyl	µg/l	0.378 ± 0.0112	0.38 ± 0.095	0.0454	101	0.04
Atrazine-desethyl-desisopropyl	µg/l	0.462 ± 0.0744	- ± -	0.143	-	-
Atrazine-desisopropyl	µg/l	0.814 ± 0.0348	0.826 ± 0.206	0.114	102	0.11
Bromacil	µg/l	0.368 ± 0.0277	0.374 ± 0.093	0.0515	102	0.12
Chloridazon	µg/l	0.645 ± 0.0188	0.669 ± 0.167	0.0838	104	0.29
Chloridazon-desphenyl	µg/l	0.373 ± 0.0223	- ± -	0.0411	-	-
Chloridazon-methyl-desphenyl	µg/l	0.231 ± 0.0163	- ± -	0.03	-	-
Clopyralid	µg/l	0.532 ± 0.0371	- ± -	0.133	-	-
Cyanazine	µg/l	0.587 ± 0.0503	0.614 ± 0.153	0.0822	105	0.32
Dimethenamide	µg/l	0.324 ± 0.0279	- ± -	0.0324	-	-
Diuron	µg/l	0.85 ± 0.0429	0.864 ± 0.216	0.11	102	0.13
Metolachlor	µg/l	0.264 ± 0.0101	0.264 ± 0.066	0.0397	99.9	-0.01
N,N-Dimethylsulfamide (DMS)	µg/l	0.463 ± 0.035	- ± -	0.0695	-	-
Nicosulfurone	µg/l	0.286 ± 0.0164	0.422 ± 0.106	0.0715	148	1.90
Prometryn	µg/l	0.623 ± 0.0317	0.632 ± 0.158	0.081	101	0.12
Propazine	µg/l	0.693 ± 0.0295	0.677 ± 0.169	0.0901	97.7	-0.18
Sebuthylazine	µg/l	0.303 ± 0.0101	0.324 ± 0.081	0.0282	107	0.73
Simazine	µg/l	0.654 ± 0.0324	0.67 ± 0.168	0.0719	103	0.23
Terbuthylazine	µg/l	0.422 ± 0.013	0.421 ± 0.105	0.0464	99.8	-0.02
Terbuthylazine-desethyl	µg/l	0.375 ± 0.0142	0.373 ± 0.093	0.0413	99.4	-0.05
Terbutryn	µg/l	0.925 ± 0.0309	0.878 ± 0.22	0.0925	94.9	-0.51



Sample: H112A

Parameter	Unit	Assigned value ± U (k=2)	Result ± U	Criterion	Recovery [%]	En-Score
2,6-Dichlorobenzamide	µg/l	0.556 ± 0.022	0.615 ± 0.154	0.0835	111	0.19
Alachlor	µg/l	0.791 ± 0.0409	- ± -	0.095	-	-
Atrazine	µg/l	0.622 ± 0.0167	0.65 ± 0.162	0.0684	105	0.09
Atrazine-desethyl	µg/l	1 ± 0.0338	1.097 ± 0.274	0.12	110	0.18
Atrazine-desethyl-desisopropyl	µg/l	- ± -	- ± -	-	-	-
Atrazine-desisopropyl	µg/l	0.39 ± 0.0172	0.45 ± 0.112	0.0546	115	0.27
Bromacil	µg/l	0.182 ± 0.00763	0.185 ± 0.046	0.0255	102	0.03
Chloridazon	µg/l	0.599 ± 0.0137	0.646 ± 0.162	0.0778	108	0.15
Chloridazon-desphenyl	µg/l	0.184 ± 0.00905	- ± -	0.0202	-	-
Chloridazon-methyl-desphenyl	µg/l	0.192 ± 0.0131	- ± -	0.0249	-	-
Clopyralid	µg/l	0.328 ± 0.0242	- ± -	0.082	-	-
Cyanazine	µg/l	0.355 ± 0.0315	0.383 ± 0.096	0.0497	108	0.15
Dimethenamide	µg/l	0.395 ± 0.0235	- ± -	0.0395	-	-
Diuron	µg/l	0.403 ± 0.0233	0.42 ± 0.105	0.0524	104	0.08
Metolachlor	µg/l	0.538 ± 0.0212	0.537 ± 0.134	0.0807	99.8	0.00
N,N-Dimethylsulfamide (DMS)	µg/l	0.234 ± 0.0187	- ± -	0.0351	-	-
Nicosulfurone	µg/l	0.55 ± 0.0821	0.77 ± 0.192	0.138	140	0.56
Prometryn	µg/l	0.786 ± 0.0212	0.839 ± 0.21	0.102	107	0.13
Propazine	µg/l	0.151 ± 0.00723	0.157 ± 0.039	0.0196	104	0.08
Sebuthylazine	µg/l	0.666 ± 0.0444	0.761 ± 0.19	0.062	114	0.25
Simazine	µg/l	0.346 ± 0.0182	0.372 ± 0.093	0.038	108	0.14
Terbuthylazine	µg/l	0.205 ± 0.00756	0.216 ± 0.054	0.0226	105	0.10
Terbuthylazine-desethyl	µg/l	0.907 ± 0.0454	0.974 ± 0.243	0.0998	107	0.14
Terbutryn	µg/l	0.945 ± 0.0336	0.968 ± 0.242	0.0945	102	0.05

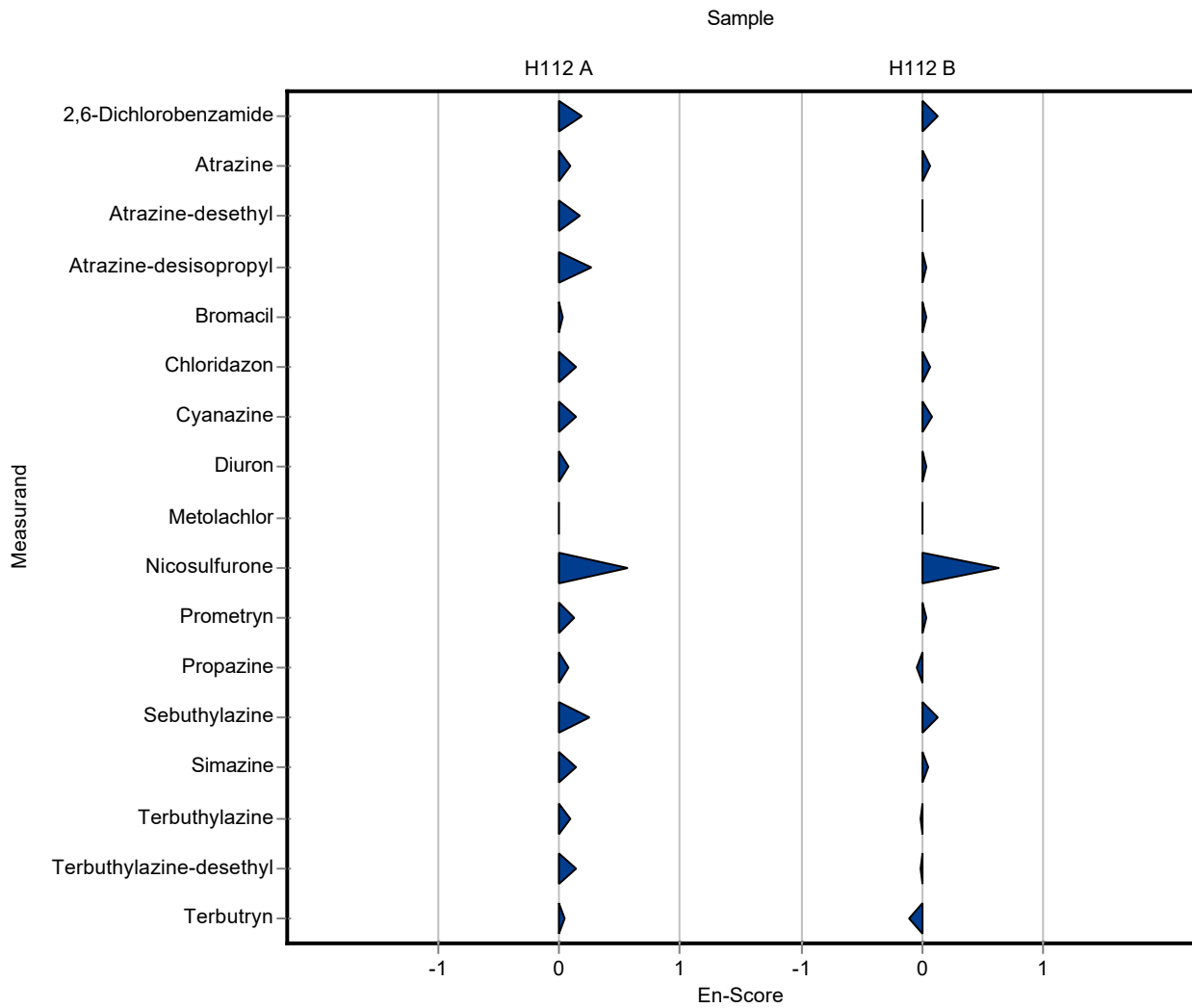
Sample: H112B

Parameter	Unit	Assigned value ± U (k=2)	Result ± U	Criterion	Recovery [%]	En-Score
2,6-Dichlorobenzamide	µg/l	0.688 ± 0.032	0.735 ± 0.184	0.103	107	0.13
Alachlor	µg/l	0.758 ± 0.0436	- ± -	0.091	-	-

Summary of results Pesticides H112 - En-Score

Labcode: LC0024

Parameter	Unit	Assigned value ± U (k=2)	Result ± U	Criterion	Recovery [%]	En-Score
Atrazine	µg/l	0.454 ± 0.0112	0.469 ± 0.117	0.05	103	0.06
Atrazine-desethyl	µg/l	0.378 ± 0.0112	0.38 ± 0.095	0.0454	101	0.01
Atrazine-desethyl-desisopropyl	µg/l	0.462 ± 0.0744	- ± -	0.143	-	-
Atrazine-desisopropyl	µg/l	0.814 ± 0.0348	0.826 ± 0.206	0.114	102	0.03
Bromacil	µg/l	0.368 ± 0.0277	0.374 ± 0.093	0.0515	102	0.03
Chloridazon	µg/l	0.645 ± 0.0188	0.669 ± 0.167	0.0838	104	0.07
Chloridazon-desphenyl	µg/l	0.373 ± 0.0223	- ± -	0.0411	-	-
Chloridazon-methyl-desphenyl	µg/l	0.231 ± 0.0163	- ± -	0.03	-	-
Clopyralid	µg/l	0.532 ± 0.0371	- ± -	0.133	-	-
Cyanazine	µg/l	0.587 ± 0.0503	0.614 ± 0.153	0.0822	105	0.09
Dimethenamide	µg/l	0.324 ± 0.0279	- ± -	0.0324	-	-
Diuron	µg/l	0.85 ± 0.0429	0.864 ± 0.216	0.11	102	0.03
Metolachlor	µg/l	0.264 ± 0.0101	0.264 ± 0.066	0.0397	99.9	0.00
N,N-Dimethylsulfamide (DMS)	µg/l	0.463 ± 0.035	- ± -	0.0695	-	-
Nicosulfurone	µg/l	0.286 ± 0.0164	0.422 ± 0.106	0.0715	148	0.64
Prometryn	µg/l	0.623 ± 0.0317	0.632 ± 0.158	0.081	101	0.03
Propazine	µg/l	0.693 ± 0.0295	0.677 ± 0.169	0.0901	97.7	-0.05
Sebuthylazine	µg/l	0.303 ± 0.0101	0.324 ± 0.081	0.0282	107	0.13
Simazine	µg/l	0.654 ± 0.0324	0.67 ± 0.168	0.0719	103	0.05
Terbuthylazine	µg/l	0.422 ± 0.013	0.421 ± 0.105	0.0464	99.8	0.00
Terbuthylazine-desethyl	µg/l	0.375 ± 0.0142	0.373 ± 0.093	0.0413	99.4	-0.01
Terbutryn	µg/l	0.925 ± 0.0309	0.878 ± 0.22	0.0925	94.9	-0.11



E9. Methodenübersicht / Overview of methods

LabCode	Sample	2,6-Dichlorobenzamide	Alachlor	Atrazine	Atrazine-desethyl	Terbutylazine-desethyl	Atrazine-desisopropyl
LC0001	H112A	GC; EN ISO 10695	GC; EN ISO 10695	GC; EN ISO 10695	GC; EN ISO 10695	GC; EN ISO 10695	GC; EN ISO 10695
LC0002	H112A	LC-MS/MS direct; DIN 38407-36	LC-MS/MS direct; DIN 38407-36	LC-MS/MS direct; DIN 38407-36	LC-MS/MS direct; DIN 38407-36	LC-MS/MS direct; DIN 38407-36	LC-MS/MS direct; DIN 38407-36
LC0003	H112A		LC-MS/MS;	LC-MS/MS;	LC-MS/MS;	LC-MS/MS;	LC-MS/MS;
LC0004	H112A	LC-MS/MS direct; DIN 38407-36	LC-MS/MS direct; DIN 38407-36	LC-MS/MS direct; DIN 38407-36	LC-MS/MS direct; DIN 38407-36	LC-MS/MS direct; DIN 38407-36	LC-MS/MS direct; DIN 38407-36
LC0005	H112A	LC-MS/MS direct; DIN 38407-36		LC-MS/MS direct; DIN 38407-36	LC-MS/MS direct; DIN 38407-36	LC-MS/MS direct; DIN 38407-36	LC-MS/MS direct; DIN 38407-36
LC0006	H112A	LC-MS/MS; DIN 38407-35	GC-MS (SPE-disks); EN 16693	GC-MS (SPE-disks); EN 16693	GC-MS (SPE-disks); EN 16693	GC-MS (SPE-disks); EN 16693	GC-MS (SPE-disks); EN 16693
LC0007	H112A	LC-MS/MS;	LC-MS/MS;	LC-MS/MS;	LC-MS/MS;	LC-MS/MS;	LC-MS/MS;
LC0008	H112A	LC-MS/MS direct; DIN 38407-36		LC-MS/MS direct; DIN 38407-36	LC-MS/MS direct; DIN 38407-36	LC-MS/MS direct; DIN 38407-36	LC-MS/MS direct; DIN 38407-36
LC0009	H112A	LC-MS/MS;		LC-MS/MS;	LC-MS/MS;	LC-MS/MS;	LC-MS/MS;
LC0010	H112A	LC-MS/MS direct;	LC-MS/MS direct;	LC-MS/MS direct;	LC-MS/MS direct;	LC-MS/MS direct;	LC-MS/MS direct;
LC0011	H112A	LC-MS/MS direct; DIN 38407-36		LC-MS/MS direct; DIN 38407-36	LC-MS/MS direct; DIN 38407-36		LC-MS/MS direct; DIN 38407-36
LC0012	H112A	LC-MS/MS; DIN 38407-35		LC-MS/MS; DIN 38407-35			
LC0013	H112A	LC (UV-detection); EN ISO 11369	LC (UV-detection); EN ISO 11369	LC (UV-detection); EN ISO 11369	LC (UV-detection); EN ISO 11369	LC (UV-detection); EN ISO 11369	LC (UV-detection); EN ISO 11369
LC0014	H112A	LC-MS/MS direct; DIN 38407-36	LC-MS/MS direct; DIN 38407-36	LC-MS/MS direct; DIN 38407-36	LC-MS/MS direct; DIN 38407-36	LC-MS/MS direct; DIN 38407-36	LC-MS/MS direct; DIN 38407-36
LC0015	H112A	LC-MS/MS direct; (internal standards)		LC-MS/MS direct; (internal standards)	LC-MS/MS direct; (internal standards)		LC-MS/MS direct; (internal standards)
LC0016	H112A	LC-MS/MS direct;		LC-MS/MS direct;	LC-MS/MS direct;	LC-MS/MS direct;	LC-MS/MS direct;
LC0017	H112A	LC-HRMS;	LC-HRMS;	LC-HRMS;	LC-HRMS;	LC-HRMS;	LC-HRMS;
LC0018	H112A	LC (UV-detection); EN ISO 11369		LC (UV-detection); EN ISO 11369	LC (UV-detection); EN ISO 11369	LC (UV-detection); EN ISO 11369	LC (UV-detection); EN ISO 11369
LC0019	H112A			LC-MS/MS direct; DIN 38407-36	LC-MS/MS direct; DIN 38407-36	LC-MS/MS direct; DIN 38407-36	LC-MS/MS direct; DIN 38407-36
LC0020	H112A	LC-MS/MS direct; DIN 38407-36	LC-MS/MS direct; DIN 38407-36	LC-MS/MS direct; DIN 38407-36	LC-MS/MS direct; DIN 38407-36	LC-MS/MS direct; DIN 38407-36	LC-MS/MS direct; DIN 38407-36
LC0021	H112A						
LC0022	H112A			GC; EN ISO 10695	GC; EN ISO 10695		
LC0023	H112A	LC (UV-detection); EN ISO 11369		LC (UV-detection); EN ISO 11369	LC (UV-detection); EN ISO 11369	LC (UV-detection); EN ISO 11369	
LC0024	H112A	LC-MS/MS direct; DIN 38407-36		LC-MS/MS direct; DIN 38407-36	LC-MS/MS direct; DIN 38407-36	LC-MS/MS direct; DIN 38407-36	LC-MS/MS direct; DIN 38407-36

LabCode	Sample	Bromacil	Cyanazine	Diuron	Metolachlor	Prometryn	Propazine
LC0001	H112A	LC-MS/MS direct; DIN 38407-36	GC; EN ISO 10695	LC-MS/MS direct; DIN 38407-36	GC; EN ISO 10695	GC; EN ISO 10695	GC; EN ISO 10695
LC0002	H112A	LC-MS/MS direct; DIN 38407-36	LC-MS/MS direct; DIN 38407-36	LC-MS/MS direct; DIN 38407-36	LC-MS/MS direct; DIN 38407-36	LC-MS/MS direct; DIN 38407-36	LC-MS/MS direct; DIN 38407-36
LC0003	H112A	LC-MS/MS;	LC-MS/MS;	LC-MS/MS;	LC-MS/MS;	LC-MS/MS;	LC-MS/MS;
LC0004	H112A	LC-MS/MS direct; DIN 38407-36	LC-MS/MS direct; DIN 38407-36	LC-MS/MS direct; DIN 38407-36	LC-MS/MS direct; DIN 38407-36	LC-MS/MS direct; DIN 38407-36	LC-MS/MS direct; DIN 38407-36
LC0005	H112A		LC-MS/MS direct; DIN 38407-36	LC-MS/MS direct; DIN 38407-36	LC-MS/MS direct; DIN 38407-36	LC-MS/MS direct; DIN 38407-36	LC-MS/MS direct; DIN 38407-36
LC0006	H112A	LC-MS/MS; DIN 38407-35	GC-MS (SPE-disks); EN 16693	LC-MS/MS; DIN 38407-35	GC-MS (SPE-disks); EN 16693	GC-MS (SPE-disks); EN 16693	GC-MS (SPE-disks); EN 16693
LC0007	H112A	LC-MS/MS;	LC-MS/MS;	LC-MS/MS;	LC-MS/MS;	GC-MS/MS;	LC-MS/MS;
LC0008	H112A	LC-MS/MS direct; DIN 38407-36		LC-MS/MS direct; DIN 38407-36	LC-MS/MS direct; DIN 38407-36	LC-MS/MS direct; DIN 38407-36	
LC0009	H112A			LC-MS/MS;	LC-MS/MS;		LC-MS/MS;
LC0010	H112A	LC-MS/MS direct;	LC-MS/MS direct;	LC-MS/MS direct;	LC-MS/MS direct;	LC-MS/MS direct;	LC-MS/MS direct;
LC0011	H112A				LC-MS/MS direct; DIN 38407-36		
LC0012	H112A				LC-MS/MS; DIN 38407-35		
LC0013	H112A	LC-MS/MS direct; DIN 38407-36	LC (UV-detection); EN ISO 11369	LC-MS/MS direct; DIN 38407-36	LC-MS/MS direct; DIN 38407-36	LC (UV-detection); EN ISO 11369	LC (UV-detection); EN ISO 11369
LC0014	H112A	LC-MS/MS direct; DIN 38407-36	LC-MS/MS direct; DIN 38407-36	LC-MS/MS direct; DIN 38407-36	LC-MS/MS direct; DIN 38407-36	LC-MS/MS direct; DIN 38407-36	LC-MS/MS direct; DIN 38407-36
LC0015	H112A	LC-MS/MS direct; (internal standards)		LC-MS/MS direct; (internal standards)	LC-MS/MS direct; (internal standards)		
LC0016	H112A	LC-MS/MS direct;	LC-MS/MS direct;	LC-MS/MS direct;	LC-MS/MS direct;	LC-MS/MS direct;	LC-MS/MS direct;
LC0017	H112A	LC-HRMS;	LC-HRMS;	LC-HRMS;	LC-HRMS;	LC-HRMS;	LC-HRMS;
LC0018	H112A			LC (UV-detection); EN ISO 11369	LC-MS/MS;		LC (UV-detection); EN ISO 11369
LC0019	H112A	LC-MS/MS direct; DIN 38407-36	LC-MS/MS direct; DIN 38407-36	LC-MS/MS direct; DIN 38407-36	LC-MS/MS direct; DIN 38407-36	LC-MS/MS direct; DIN 38407-36	LC-MS/MS direct; DIN 38407-36
LC0020	H112A	LC-MS/MS direct; DIN 38407-36	LC-MS/MS direct; DIN 38407-36	LC-MS/MS direct; DIN 38407-36	LC-MS/MS direct; DIN 38407-36	LC-MS/MS direct; DIN 38407-36	LC-MS/MS direct; DIN 38407-36
LC0021	H112A	GC-MS (SPE, derivatization); EN ISO 15913					
LC0022	H112A	LC-MS/MS direct; DIN 38407-36			GC; EN ISO 10695		
LC0023	H112A						LC (UV-detection); EN ISO 11369
LC0024	H112A	LC-MS/MS direct; DIN 38407-36	LC-MS/MS direct; DIN 38407-36	LC-MS/MS direct; DIN 38407-36	LC-MS/MS direct; DIN 38407-36	LC-MS/MS direct; DIN 38407-36	LC-MS/MS direct; DIN 38407-36

LabCode	Sample	Sebuthylazine	Simazine	Terbutylazine	Terbutryn	Chloridazon	Chloridazon-desphenyl
LC0001	H112A	GC; EN ISO 10695	GC; EN ISO 10695	GC; EN ISO 10695	GC; EN ISO 10695	LC-MS/MS direct; DIN 38407-36	LC-MS/MS direct; DIN 38407-36
LC0002	H112A	LC-MS/MS direct; DIN 38407-36	LC-MS/MS direct; DIN 38407-36	LC-MS/MS direct; DIN 38407-36	LC-MS/MS direct; DIN 38407-36	LC-MS/MS direct; DIN 38407-36	
LC0003	H112A	LC-MS/MS;	LC-MS/MS;	LC-MS/MS;	LC-MS/MS;	LC-MS/MS;	LC-MS/MS;
LC0004	H112A	LC-MS/MS direct; DIN 38407-36	LC-MS/MS direct; DIN 38407-36	LC-MS/MS direct; DIN 38407-36	LC-MS/MS direct; DIN 38407-36	LC-MS/MS direct; DIN 38407-36	LC-MS/MS direct; DIN 38407-36
LC0005	H112A	LC-MS/MS direct; DIN 38407-36	LC-MS/MS direct; DIN 38407-36	LC-MS/MS direct; DIN 38407-36	LC-MS/MS direct; DIN 38407-36	LC-MS/MS direct; DIN 38407-36	LC-MS/MS direct; DIN 38407-36
LC0006	H112A	GC-MS (SPE-disks); EN 16693	GC-MS (SPE-disks); EN 16693	GC-MS (SPE-disks); EN 16693	GC-MS (SPE-disks); EN 16693	LC-MS/MS; DIN 38407-35	LC-MS/MS; DIN 38407-35
LC0007	H112A	LC-MS/MS;	LC-MS/MS;	LC-MS/MS;	LC-MS/MS;	LC-MS/MS;	LC-MS/MS;
LC0008	H112A		LC-MS/MS direct; DIN 38407-36	LC-MS/MS direct; DIN 38407-36			LC-MS/MS direct; DIN 38407-36
LC0009	H112A		LC-MS/MS;	LC-MS/MS;	LC-MS/MS;	LC-MS/MS;	LC-MS/MS;
LC0010	H112A		LC-MS/MS direct;	LC-MS/MS direct;	LC-MS/MS direct;	LC-MS/MS direct;	LC-MS/MS direct;
LC0011	H112A		LC-MS/MS direct; DIN 38407-36	LC-MS/MS direct; DIN 38407-36			
LC0012	H112A			LC-MS/MS; DIN 38407-35		LC-MS/MS; DIN 38407-35	LC-MS/MS; DIN 38407-35
LC0013	H112A	LC (UV-detection); EN ISO 11369	LC (UV-detection); EN ISO 11369	LC (UV-detection); EN ISO 11369	LC (UV-detection); EN ISO 11369	LC-MS/MS direct; DIN 38407-36	LC-MS/MS direct; DIN 38407-36
LC0014	H112A	LC-MS/MS direct; DIN 38407-36	LC-MS/MS direct; DIN 38407-36	LC-MS/MS direct; DIN 38407-36	LC-MS/MS direct; DIN 38407-36	LC-MS/MS direct; DIN 38407-36	LC-MS/MS direct; DIN 38407-36
LC0015	H112A		LC-MS/MS direct; (internal standards)	LC-MS/MS direct; (internal standards)		LC-MS/MS direct; (internal standards)	LC-MS/MS direct; (internal standards)
LC0016	H112A	LC-MS/MS direct;	LC-MS/MS direct;	LC-MS/MS direct;	LC-MS/MS direct;	LC-MS/MS direct;	LC-MS/MS direct;
LC0017	H112A	LC-HRMS;	LC-HRMS;	LC-HRMS;	LC-HRMS;	LC-HRMS;	LC-HRMS;
LC0018	H112A	LC (UV-detection); EN ISO 11369	LC (UV-detection); EN ISO 11369	LC (UV-detection); EN ISO 11369		LC-MS/MS;	LC-MS/MS;
LC0019	H112A	LC-MS/MS direct; DIN 38407-36	LC-MS/MS direct; DIN 38407-36	LC-MS/MS direct; DIN 38407-36	LC-MS/MS direct; DIN 38407-36	LC-MS/MS direct; DIN 38407-36	
LC0020	H112A	LC-MS/MS direct; DIN 38407-36	LC-MS/MS direct; DIN 38407-36	LC-MS/MS direct; DIN 38407-36	LC-MS/MS direct; DIN 38407-36		
LC0021	H112A						
LC0022	H112A		GC; EN ISO 10695	GC; EN ISO 10695		LC-MS/MS direct; DIN 38407-36	
LC0023	H112A		LC (UV-detection); EN ISO 11369	LC (UV-detection); EN ISO 11369			
LC0024	H112A	LC-MS/MS direct; DIN 38407-36	LC-MS/MS direct; DIN 38407-36	LC-MS/MS direct; DIN 38407-36	LC-MS/MS direct; DIN 38407-36	LC-MS/MS direct; DIN 38407-36	

LabCode	Sample	Chloridazon-methyl-desphenyl	Atrazine-desethyl-desisopropyl	Nicosulfurone	Clopyralid	Dimethenamide	N,N-Dimethylsulfamide (DMS)
LC0001	H112A	LC-MS/MS direct; DIN 38407-36	LC-MS/MS direct; DIN 38407-36	LC-MS/MS direct; DIN 38407-36	LC-MS/MS direct; DIN 38407-36	LC-MS/MS direct; DIN 38407-36	
LC0002	H112A			LC-MS/MS direct; DIN 38407-36	LC-MS/MS direct; DIN 38407-36	LC-MS/MS direct; DIN 38407-36	
LC0003	H112A	LC-MS/MS;		LC-MS/MS;	LC-MS/MS;	LC-MS/MS;	LC-MS/MS;
LC0004	H112A	LC-MS/MS direct; DIN 38407-36	LC-MS/MS direct; DIN 38407-36	LC-MS/MS direct; DIN 38407-36	LC-MS/MS; DIN 38407-35	LC-MS/MS direct; DIN 38407-36	LC-MS/MS direct; DIN 38407-36
LC0005	H112A	LC-MS/MS direct; DIN 38407-36		LC-MS/MS direct; DIN 38407-36		LC-MS/MS direct; DIN 38407-36	
LC0006	H112A	LC-MS/MS; DIN 38407-35	GC-MS (SPE-disks); EN 16693		LC-MS/MS; DIN 38407-35	GC-MS (SPE-disks); EN 16693	LC-MS/MS; DIN 38407-35
LC0007	H112A	LC-MS/MS;		LC-MS/MS;	LC-MS/MS;	GC-MS/MS;	LC-MS/MS;
LC0008	H112A	LC-MS/MS direct; DIN 38407-36					LC-MS/MS direct; DIN 38407-36
LC0009	H112A	LC-MS/MS;		LC-MS/MS;		LC-MS/MS;	LC-MS/MS;
LC0010	H112A	LC-MS/MS direct;					
LC0011	H112A						
LC0012	H112A	LC-MS/MS; DIN 38407-35		LC-MS/MS; DIN 38407-35		LC-MS/MS; DIN 38407-35	LC-MS/MS; DIN 38407-35
LC0013	H112A	LC-MS/MS direct; DIN 38407-36	LC-MS/MS direct; DIN 38407-36		LC-MS/MS direct; DIN 38407-36	LC-MS/MS direct; DIN 38407-36	LC-MS/MS direct; DIN 38407-36
LC0014	H112A	LC-MS/MS direct; DIN 38407-36		LC-MS/MS direct; DIN 38407-36		LC-MS/MS direct; DIN 38407-36	LC-MS/MS direct; DIN 38407-36
LC0015	H112A	LC-MS/MS direct; (internal					LC-MS/MS direct; (internal standards)
LC0016	H112A	LC-MS/MS direct;	LC-MS/MS direct;			LC-MS/MS direct;	LC-MS/MS direct;
LC0017	H112A	LC-HRMS;	LC-HRMS;	LC-HRMS;	LC-MS/MS;	LC-HRMS;	LC-MS/MS;
LC0018	H112A	LC-MS/MS;					LC-MS/MS;
LC0019	H112A					LC-MS/MS direct; DIN 38407-36	
LC0020	H112A			LC-MS/MS direct; DIN 38407-36		LC-MS/MS direct; DIN 38407-36	
LC0021	H112A						
LC0022	H112A						
LC0023	H112A						
LC0024	H112A			LC-MS/MS direct; DIN 38407-36			

LabCode	Sample	2,6-Dichlorobenzamide	Alachlor	Atrazine	Atrazine-desethyl	Terbutylazine-desethyl	Atrazine-desisopropyl
LC0001	H112B	GC; EN ISO 10695	GC; EN ISO 10695	GC; EN ISO 10695	GC; EN ISO 10695	GC; EN ISO 10695	GC; EN ISO 10695
LC0002	H112B	LC-MS/MS direct; DIN 38407-36	LC-MS/MS direct; DIN 38407-36	LC-MS/MS direct; DIN 38407-36	LC-MS/MS direct; DIN 38407-36	LC-MS/MS direct; DIN 38407-36	LC-MS/MS direct; DIN 38407-36
LC0003	H112B		LC-MS/MS;	LC-MS/MS;	LC-MS/MS;	LC-MS/MS;	LC-MS/MS;
LC0004	H112B	LC-MS/MS direct; DIN 38407-36	LC-MS/MS direct; DIN 38407-36	LC-MS/MS direct; DIN 38407-36	LC-MS/MS direct; DIN 38407-36	LC-MS/MS direct; DIN 38407-36	LC-MS/MS direct; DIN 38407-36
LC0005	H112B	LC-MS/MS direct; DIN 38407-36		LC-MS/MS direct; DIN 38407-36	LC-MS/MS direct; DIN 38407-36	LC-MS/MS direct; DIN 38407-36	LC-MS/MS direct; DIN 38407-36
LC0006	H112B	LC-MS/MS; DIN 38407-35	GC-MS (SPE-disks); EN 16693	GC-MS (SPE-disks); EN 16693	GC-MS (SPE-disks); EN 16693	GC-MS (SPE-disks); EN 16693	GC-MS (SPE-disks); EN 16693
LC0007	H112B	LC-MS/MS;	LC-MS/MS;	LC-MS/MS;	LC-MS/MS;	LC-MS/MS;	LC-MS/MS;
LC0008	H112B	LC-MS/MS direct; DIN 38407-36		LC-MS/MS direct; DIN 38407-36	LC-MS/MS direct; DIN 38407-36	LC-MS/MS direct; DIN 38407-36	LC-MS/MS direct; DIN 38407-36
LC0009	H112B	LC-MS/MS;		LC-MS/MS;	LC-MS/MS;	LC-MS/MS;	LC-MS/MS;
LC0010	H112B	LC-MS/MS direct;	LC-MS/MS direct;	LC-MS/MS direct;	LC-MS/MS direct;	LC-MS/MS direct;	LC-MS/MS direct;
LC0011	H112B	LC-MS/MS direct; DIN 38407-36		LC-MS/MS direct; DIN 38407-36	LC-MS/MS direct; DIN 38407-36		LC-MS/MS direct; DIN 38407-36
LC0012	H112B	LC-MS/MS; DIN 38407-35		LC-MS/MS; DIN 38407-35			
LC0013	H112B	LC (UV-detection); EN ISO 11369	LC (UV-detection); EN ISO 11369	LC (UV-detection); EN ISO 11369	LC-MS/MS direct; DIN 38407-36	LC (UV-detection); EN ISO 11369	LC (UV-detection); EN ISO 11369
LC0014	H112B	LC-MS/MS direct; DIN 38407-36	LC-MS/MS direct; DIN 38407-36	LC-MS/MS direct; DIN 38407-36	LC-MS/MS direct; DIN 38407-36	LC-MS/MS direct; DIN 38407-36	LC-MS/MS direct; DIN 38407-36
LC0015	H112B	LC-MS/MS direct; (internal standards)		LC-MS/MS direct; (internal standards)	LC-MS/MS direct; (internal standards)		LC-MS/MS direct; (internal standards)
LC0016	H112B	LC-MS/MS direct;		LC-MS/MS direct;	LC-MS/MS direct;	LC-MS/MS direct;	LC-MS/MS direct;
LC0017	H112B	LC-HRMS;	LC-HRMS;	LC-HRMS;	LC-HRMS;	LC-HRMS;	LC-HRMS;
LC0018	H112B	LC (UV-detection); EN ISO 11369		LC (UV-detection); EN ISO 11369	LC (UV-detection); EN ISO 11369	LC (UV-detection); EN ISO 11369	LC (UV-detection); EN ISO 11369
LC0019	H112B			LC-MS/MS direct; DIN 38407-36	LC-MS/MS direct; DIN 38407-36	LC-MS/MS direct; DIN 38407-36	LC-MS/MS direct; DIN 38407-36
LC0020	H112B	LC-MS/MS direct; DIN 38407-36	LC-MS/MS direct; DIN 38407-36	LC-MS/MS direct; DIN 38407-36	LC-MS/MS direct; DIN 38407-36	LC-MS/MS direct; DIN 38407-36	LC-MS/MS direct; DIN 38407-36
LC0021	H112B						
LC0022	H112B			GC; EN ISO 10695	GC; EN ISO 10695		
LC0023	H112B	LC (UV-detection); EN ISO 11369		LC (UV-detection); EN ISO 11369	LC (UV-detection); EN ISO 11369	LC (UV-detection); EN ISO 11369	
LC0024	H112B	LC-MS/MS direct; DIN 38407-36		LC-MS/MS direct; DIN 38407-36	LC-MS/MS direct; DIN 38407-36	LC-MS/MS direct; DIN 38407-36	LC-MS/MS direct; DIN 38407-36

LabCode	Sample	Bromacil	Cyanazine	Diuron	Metolachlor	Prometryn	Propazine
LC0001	H112B	LC-MS/MS direct; DIN 38407-36	GC; EN ISO 10695	LC-MS/MS direct; DIN 38407-36	GC; EN ISO 10695	GC; EN ISO 10695	GC; EN ISO 10695
LC0002	H112B	LC-MS/MS direct; DIN 38407-36	LC-MS/MS direct; DIN 38407-36	LC-MS/MS direct; DIN 38407-36	LC-MS/MS direct; DIN 38407-36	LC-MS/MS direct; DIN 38407-36	LC-MS/MS direct; DIN 38407-36
LC0003	H112B	LC-MS/MS;	LC-MS/MS;	LC-MS/MS;	LC-MS/MS;	LC-MS/MS;	LC-MS/MS;
LC0004	H112B	LC-MS/MS direct; DIN 38407-36	LC-MS/MS direct; DIN 38407-36	LC-MS/MS direct; DIN 38407-36	LC-MS/MS direct; DIN 38407-36	LC-MS/MS direct; DIN 38407-36	LC-MS/MS direct; DIN 38407-36
LC0005	H112B		LC-MS/MS direct; DIN 38407-36	LC-MS/MS direct; DIN 38407-36	LC-MS/MS direct; DIN 38407-36	LC-MS/MS direct; DIN 38407-36	LC-MS/MS direct; DIN 38407-36
LC0006	H112B	LC-MS/MS; DIN 38407-35	GC-MS (SPE-disks); EN 16693	LC-MS/MS; DIN 38407-35	GC-MS (SPE-disks); EN 16693	GC-MS (SPE-disks); EN 16693	GC-MS (SPE-disks); EN 16693
LC0007	H112B	LC-MS/MS;	LC-MS/MS;	LC-MS/MS;	LC-MS/MS;	GC-MS/MS;	LC-MS/MS;
LC0008	H112B	LC-MS/MS direct; DIN 38407-36		LC-MS/MS direct; DIN 38407-36	LC-MS/MS direct; DIN 38407-36	LC-MS/MS direct; DIN 38407-36	
LC0009	H112B			LC-MS/MS;	LC-MS/MS;		LC-MS/MS;
LC0010	H112B	LC-MS/MS direct;	LC-MS/MS direct;	LC-MS/MS direct;	LC-MS/MS direct;	LC-MS/MS direct;	LC-MS/MS direct;
LC0011	H112B				LC-MS/MS direct; DIN 38407-36		
LC0012	H112B				LC-MS/MS; DIN 38407-35		
LC0013	H112B	LC-MS/MS direct; DIN 38407-36	LC (UV-detection); EN ISO 11369	LC-MS/MS direct; DIN 38407-36	LC-MS/MS direct; DIN 38407-36	LC (UV-detection); EN ISO 11369	LC (UV-detection); EN ISO 11369
LC0014	H112B	LC-MS/MS direct; DIN 38407-36	LC-MS/MS direct; DIN 38407-36	LC-MS/MS direct; DIN 38407-36	LC-MS/MS direct; DIN 38407-36	LC-MS/MS direct; DIN 38407-36	LC-MS/MS direct; DIN 38407-36
LC0015	H112B	LC-MS/MS direct; (internal standards)		LC-MS/MS direct; (internal standards)	LC-MS/MS direct; (internal standards)		
LC0016	H112B	LC-MS/MS direct;	LC-MS/MS direct;	LC-MS/MS direct;	LC-MS/MS direct;	LC-MS/MS direct;	LC-MS/MS direct;
LC0017	H112B	LC-HRMS;	LC-HRMS;	LC-HRMS;	LC-HRMS;	LC-HRMS;	LC-HRMS;
LC0018	H112B			LC (UV-detection); EN ISO 11369	LC-MS/MS;		LC (UV-detection); EN ISO 11369
LC0019	H112B	LC-MS/MS direct; DIN 38407-36	LC-MS/MS direct; DIN 38407-36	LC-MS/MS direct; DIN 38407-36	LC-MS/MS direct; DIN 38407-36	LC-MS/MS direct; DIN 38407-36	LC-MS/MS direct; DIN 38407-36
LC0020	H112B	LC-MS/MS direct; DIN 38407-36	LC-MS/MS direct; DIN 38407-36	LC-MS/MS direct; DIN 38407-36	LC-MS/MS direct; DIN 38407-36	LC-MS/MS direct; DIN 38407-36	LC-MS/MS direct; DIN 38407-36
LC0021	H112B	GC-MS (SPE, derivatization); EN ISO 15913					
LC0022	H112B	LC-MS/MS direct; DIN 38407-36			GC; EN ISO 10695		
LC0023	H112B						LC (UV-detection); EN ISO 11369
LC0024	H112B	LC-MS/MS direct; DIN 38407-36	LC-MS/MS direct; DIN 38407-36	LC-MS/MS direct; DIN 38407-36	LC-MS/MS direct; DIN 38407-36	LC-MS/MS direct; DIN 38407-36	LC-MS/MS direct; DIN 38407-36

LabCode	Sample	Sebuthylazine	Simazine	Terbutylazine	Terbutryn	Chloridazon	Chloridazon-desphenyl
LC0001	H112B	GC; EN ISO 10695	GC; EN ISO 10695	GC; EN ISO 10695	GC; EN ISO 10695	LC-MS/MS direct; DIN 38407-36	LC-MS/MS direct; DIN 38407-36
LC0002	H112B	LC-MS/MS direct; DIN 38407-36	LC-MS/MS direct; DIN 38407-36	LC-MS/MS direct; DIN 38407-36	LC-MS/MS direct; DIN 38407-36	LC-MS/MS direct; DIN 38407-36	
LC0003	H112B	LC-MS/MS;	LC-MS/MS;	LC-MS/MS;	LC-MS/MS;	LC-MS/MS;	LC-MS/MS;
LC0004	H112B	LC-MS/MS direct; DIN 38407-36	LC-MS/MS direct; DIN 38407-36	LC-MS/MS direct; DIN 38407-36	LC-MS/MS direct; DIN 38407-36	LC-MS/MS direct; DIN 38407-36	LC-MS/MS direct; DIN 38407-36
LC0005	H112B	LC-MS/MS direct; DIN 38407-36	LC-MS/MS direct; DIN 38407-36	LC-MS/MS direct; DIN 38407-36	LC-MS/MS direct; DIN 38407-36	LC-MS/MS direct; DIN 38407-36	LC-MS/MS direct; DIN 38407-36
LC0006	H112B	GC-MS (SPE-disks); EN 16693	GC-MS (SPE-disks); EN 16693	GC-MS (SPE-disks); EN 16693	GC-MS (SPE-disks); EN 16693	LC-MS/MS; DIN 38407-35	LC-MS/MS; DIN 38407-35
LC0007	H112B	LC-MS/MS;	LC-MS/MS;	LC-MS/MS;	LC-MS/MS;	LC-MS/MS;	LC-MS/MS;
LC0008	H112B		LC-MS/MS direct; DIN 38407-36	LC-MS/MS direct; DIN 38407-36			LC-MS/MS direct; DIN 38407-36
LC0009	H112B		LC-MS/MS;	LC-MS/MS;	LC-MS/MS;	LC-MS/MS;	LC-MS/MS;
LC0010	H112B		LC-MS/MS direct;	LC-MS/MS direct;	LC-MS/MS direct;	LC-MS/MS direct;	LC-MS/MS direct;
LC0011	H112B		LC-MS/MS direct; DIN 38407-36	LC-MS/MS direct; DIN 38407-36			
LC0012	H112B			LC-MS/MS; DIN 38407-35		LC-MS/MS; DIN 38407-35	LC-MS/MS; DIN 38407-35
LC0013	H112B	LC (UV-detection); EN ISO 11369	LC (UV-detection); EN ISO 11369	LC (UV-detection); EN ISO 11369	LC (UV-detection); EN ISO 11369	LC-MS/MS direct; DIN 38407-36	
LC0014	H112B	LC-MS/MS direct; DIN 38407-36	LC-MS/MS direct; DIN 38407-36	LC-MS/MS direct; DIN 38407-36	LC-MS/MS direct; DIN 38407-36	LC-MS/MS direct; DIN 38407-36	LC-MS/MS direct; DIN 38407-36
LC0015	H112B		LC-MS/MS direct; (internal standards)	LC-MS/MS direct; (internal standards)		LC-MS/MS direct; (internal standards)	LC-MS/MS direct; (internal standards)
LC0016	H112B	LC-MS/MS direct;	LC-MS/MS direct;	LC-MS/MS direct;	LC-MS/MS direct;	LC-MS/MS direct;	LC-MS/MS direct;
LC0017	H112B	LC-HRMS;	LC-HRMS;	LC-HRMS;	LC-HRMS;	LC-HRMS;	LC-HRMS;
LC0018	H112B	LC (UV-detection); EN ISO 11369	LC (UV-detection); EN ISO 11369	LC (UV-detection); EN ISO 11369		LC-MS/MS;	LC-MS/MS;
LC0019	H112B	LC-MS/MS direct; DIN 38407-36	LC-MS/MS direct; DIN 38407-36	LC-MS/MS direct; DIN 38407-36	LC-MS/MS direct; DIN 38407-36	LC-MS/MS direct; DIN 38407-36	
LC0020	H112B	LC-MS/MS direct; DIN 38407-36	LC-MS/MS direct; DIN 38407-36	LC-MS/MS direct; DIN 38407-36	LC-MS/MS direct; DIN 38407-36		
LC0021	H112B						
LC0022	H112B		GC; EN ISO 10695	GC; EN ISO 10695		LC-MS/MS direct; DIN 38407-36	
LC0023	H112B		LC (UV-detection); EN ISO 11369	LC (UV-detection); EN ISO 11369			
LC0024	H112B	LC-MS/MS direct; DIN 38407-36	LC-MS/MS direct; DIN 38407-36	LC-MS/MS direct; DIN 38407-36	LC-MS/MS direct; DIN 38407-36	LC-MS/MS direct; DIN 38407-36	

LabCode	Sample	Chloridazon-methyl-desphenyl	Atrazine-desethyl-desisopropyl	Nicosulfurone	Clopyralid	Dimethenamide	N,N-Dimethylsulfamide (DMS)
LC0001	H112B	LC-MS/MS direct; DIN 38407-36	LC-MS/MS direct; DIN 38407-36	LC-MS/MS direct; DIN 38407-36	LC-MS/MS direct; DIN 38407-36	LC-MS/MS direct; DIN 38407-36	
LC0002	H112B			LC-MS/MS direct; DIN 38407-36	LC-MS/MS direct; DIN 38407-36	LC-MS/MS direct; DIN 38407-36	
LC0003	H112B	LC-MS/MS;		LC-MS/MS;	LC-MS/MS;	LC-MS/MS;	LC-MS/MS;
LC0004	H112B	LC-MS/MS direct; DIN 38407-36	LC-MS/MS direct; DIN 38407-36	LC-MS/MS direct; DIN 38407-36	LC-MS/MS; DIN 38407-35	LC-MS/MS direct; DIN 38407-36	LC-MS/MS direct; DIN 38407-36
LC0005	H112B	LC-MS/MS direct; DIN 38407-36		LC-MS/MS direct; DIN 38407-36		LC-MS/MS direct; DIN 38407-36	
LC0006	H112B	LC-MS/MS; DIN 38407-35	GC-MS (SPE-disks); EN 16693		LC-MS/MS; DIN 38407-35	GC-MS (SPE-disks); EN 16693	LC-MS/MS; DIN 38407-35
LC0007	H112B	LC-MS/MS;		LC-MS/MS;	LC-MS/MS;	GC-MS/MS;	LC-MS/MS;
LC0008	H112B	LC-MS/MS direct; DIN 38407-36					LC-MS/MS direct; DIN 38407-36
LC0009	H112B	LC-MS/MS;		LC-MS/MS;		LC-MS/MS;	LC-MS/MS;
LC0010	H112B	LC-MS/MS direct;					
LC0011	H112B						
LC0012	H112B	LC-MS/MS; DIN 38407-35		LC-MS/MS; DIN 38407-35		LC-MS/MS; DIN 38407-35	LC-MS/MS; DIN 38407-35
LC0013	H112B	LC-MS/MS direct; DIN 38407-36	LC-MS/MS direct; DIN 38407-36		LC-MS/MS direct; DIN 38407-36	LC-MS/MS direct; DIN 38407-36	LC-MS/MS direct; DIN 38407-36
LC0014	H112B	LC-MS/MS direct; DIN 38407-36		LC-MS/MS direct; DIN 38407-36		LC-MS/MS direct; DIN 38407-36	LC-MS/MS direct; DIN 38407-36
LC0015	H112B	LC-MS/MS direct; (internal)					LC-MS/MS direct; (internal standards)
LC0016	H112B	LC-MS/MS direct;	LC-MS/MS direct;			LC-MS/MS direct;	LC-MS/MS direct;
LC0017	H112B	LC-HRMS;	LC-HRMS;	LC-HRMS;	LC-MS/MS;	LC-HRMS;	LC-MS/MS;
LC0018	H112B	LC-MS/MS;					LC-MS/MS;
LC0019	H112B					LC-MS/MS direct; DIN 38407-36	
LC0020	H112B			LC-MS/MS direct; DIN 38407-36		LC-MS/MS direct; DIN 38407-36	
LC0021	H112B						
LC0022	H112B						
LC0023	H112B						
LC0024	H112B			LC-MS/MS direct; DIN 38407-36			