

Proficiency Testing Scheme für die Wasseranalytik - Realproben H113 Herbizide/Pestizide

Proficiency Testing Scheme for Water Analysis - natural water samples H113 Herbicides/Pesticides

BERICHT / REPORT

Probenversand / Sample dispatch: 21.06.2022

Ausgabe/Edition 1: 01.08.2022

Dieser Report umfasst 431 Seiten.
This report comprises 431 pages.

Durchführung gemäß Verfahren VA_1005_PT_CA (2021-01-25).
In accordance with the procedure VA_1005_PT_CA (2021-01-25).



Anbieter der Eignungsprüfung / Provider of the proficiency test:

Anschrift / Address: Umweltbundesamt GmbH
Spittelauer Lände 5
1090 Vienna/Austria

E-Mail: ringversuche@umweltbundesamt.at

Tel: +43 (0) 1 31304 4334

Website deutsch: www.umweltbundesamt.at/ringversuche
www.imatest.at

Website english: <https://www.umweltbundesamt.at/en/proficiency-testing>
www.imatest.eu

Koordination und technische Leitung Eignungsprüfungen / coordinator and technical management:

Dipl.-Ing. Monika Denner

Verantwortlich für die Durchführung der Eignungsprüfungsrunde / Responsible for the implementation of this proficiency test:

Dipl.-Ing. Johannes Urteil, Martha Schmid MSc unter Mitarbeit von Mag. Vito Satrapa
Tel.: +43 (0) 1 31304 4334

Verantwortlich für die Freigabe des Berichts / Responsible for authorizing the report:

Dipl.-Ing. Monika Denner

Leitung Eignungsprüfungen für den Bereich chemische Analytik / Management for proficiency tests for chemical analysis

Inhaltsverzeichnis / Table of Contents

D1. Beschreibung des Ringversuchs.....	5
D1.1. Ausgestaltung und Durchführung	5
D1.2. Beschreibung der Prüfgegenstände	5
D1.3. Anweisungen für die Teilnehmenden.....	6
D1.4. Kontrollanalytik zur Bewertung der Homogenität	6
D1.5. Trendtest zur Bewertung der Stabilität.....	6
D1.6. Ermittlung des zugewiesenen Wertes.....	7
D2. Kriterien der Leistungsbewertung	8
D2.1. Leistungskriterium z-Score.....	8
D2.2. Leistungskriterium E _n -Score	8
D2.3. Leistungsbewertung z-Score und E _n -Score.....	9
D3. Darstellung und Interpretation der Messergebnisse.....	9
D4. Anmerkungen zur Auswertung.....	10
D5. Erläuterung zu Tabellen und Grafiken	12
D5.1. Angaben und Abkürzungen in Tabellen.....	12
D5.2. Graphische Darstellung der Ergebnisse	15
D6. Zusammenfassung	18
D6.1. Tabelle der zugewiesenen Werte	18
D6.2. Zusammenfassung der ausreißerbereinigten Ringversuchsergebnisse ..	20
E1. Description of the proficiency test	22
E1.1. Design and implementation	22
E1.2. Description of the proficiency test items	22
E1.3. Instructions for the participants.....	23
E1.4. Control testing for homogeneity evaluation.....	23
E1.5. Trend test for stability evaluation	23
E1.6. Determination of the assigned values.....	24
E2. Criteria of performance evaluation	25
E2.1. Performance criterion z-Score	25
E2.2. Performance criterion E _n -Score	25
E2.3. Performance evaluation z-Score and E _n -Score	26
E3. Representation and interpretation of measurement results.....	27
E4. Explanatory notes	27

E5. Annotations on tables and charts	29
E5.1. Information and abbreviations in tables	29
E5.2. Graphical presentation of results	31
E6. Summary	34
E6.1. Table of assigned values	34
E6.2. Summary of results, after removal of outliers.....	36
E7. Parameterorientierte Auswertung / Parameter oriented report.....	38
E8. Labororientierte Auswertung / Laboratory oriented report.....	229
E9. Methodenübersicht / Overview of methods	422

D1. Beschreibung des Ringversuchs

D1.1. Ausgestaltung und Durchführung

- Anzahl der Anmeldungen: 24
- Anzahl der übermittelten Datensätze: 24
- Probenversand: 21.06.2022
- Einsendeschluss der Daten: 26.07.2022

Die Ergebnisabgabe erfolgte auf elektronischem Weg mittels passwortgeschützter Online-Dateneingabe. Beim Abschluss der Dateneingabe bestätigten die Teilnehmenden die vollständige und korrekte Eingabe aller Daten und die Freigabe der Ergebnisse zur Auswertung.

Zur Anonymisierung der Ergebnisse wurde jedem Labor willkürlich ein Laborcode zugeteilt.

D1.2. Beschreibung der Prüfgegenstände

Die Probenahme von Grundwasser und Oberflächenwasser erfolgte am 15.06.2022. Das Probenmaterial umfasste:

- 1 Probe Grundwasser (H113 A)
- 1 Probe Oberflächenwasser (H113 B)

Alle Proben wurden anschließend bis zur weiteren Verarbeitung gekühlt gelagert (4 +/- 3°C). Die o.a. Proben wurden bei 40 µm filtriert und im Rührkessel zusätzlich mit einzelnen Substanzen dotiert.

Das Abfüllen der Proben erfolgte unter ständigem Rühren (Rührkessel). Die Stabilisierung erfolgte durch Kühlung.

Die homogenen Prüfgegenstände wurden am 21.06.2022 verschickt.

Jedes Teilnehmerlabor erhielt:

- 2 Proben zu je 600 ml, abgefüllt in 2 x 300 ml Aluminium-Flaschen oder
2 Proben zu je 2000 ml, abgefüllt in 2 x 1000 ml Aluminium-Flaschen oder
2 Proben zu je 4000 ml, abgefüllt in 4 x 1000 ml Aluminium-Flaschen
- 2 Proben zu je 1000 ml, abgefüllt in 1 x 1000 ml Kunststoff-Flaschen (für AMPA, Glufosinat, Glyphosat)

D1.3. Anweisungen für die Teilnehmenden

Aus Stabilitätsgründen wurde empfohlen bis spätestens 29.06.2022 mit den Analysen zu beginnen.

Den Teilnehmenden stand die Wahl der Analysenmethode bzw. der verwendeten Norm frei, welche mit ihrem Routineverfahren übereinstimmen sollte. Eine Übersicht der angewendeten Methoden findet sich unter E9.

D1.4. Kontrollanalytik zur Bewertung der Homogenität

Im Zuge der Abfüllung wurden zu willkürlichen Zeitpunkten mehrere Aliquote pro Probe zur Kontrollanalytik entnommen.

Es wurden für die A- bzw. B-Probe jeweils n=5 Kontrollproben sowie n=1 undotierte Realprobe dem Labor zur Analyse übergeben.

Alle Parameter wurden in der Prüfstelle am Umweltbundesamt (Prüfstelle für Umwelt-, GVO- & Treibstoffanalytik) zeitnah zum Probenversand analysiert. Akkreditierung gemäß EN ISO/IEC 17025 für die Analyse aller Substanzen mit Ausnahme von folgenden **Chlorthalonil Metaboliten: **R611965, **R471811, **R611968, **SYN507900, **SYN548580 und **SYN 548581.

Im Zuge der Auswertung wurde die relative Standardabweichung zwischen den Kontrollprobenabfüllungen bewertet und mit der Vergleichsstandardabweichung beim aktuellen Ringversuch verglichen.

Die Ergebnisse der Kontrollanalytik sind in der parameterorientierten Auswertung (E7) in Form von Mittelwerten \pm Messunsicherheit als Kontrollwert (control test value) \pm U gelistet (jeweils angegeben als erweiterte Messunsicherheit, k=2).

D1.5. Trendtest zur Bewertung der Stabilität

Die Bewertung der Stabilität der Prüfgegenstände (Realproben) erfolgte auf Basis der Datenstatistik aus den vergangenen Runden für Realproben im Zeitraum 2013 bis 2021.

Um die ausreichende Stabilität der Prüfgegenstände der aktuellen Eignungsprüfungsrunde bis zum Abgabetermin zu überprüfen, wurde die Darstellung der Ergebnisse der Teilnehmenden nach Analysendatum ausgewertet und auf systematische Trends geprüft (unauffällig). Durch Darstellung der Ergebnisse der Teilnehmenden nach Abfüllreihenfolge wurde auf das Vorliegen möglicher systematischer Trends der Ergebnisse geprüft (unauffällig).

Aufgrund der bisherigen Erfahrungen und aufgrund der Bewertungsgrundlagen der aktuellen Eignungsprüfungsrunde gilt die Stabilität der Prüfgegenstände im empfohlenen Zeitraum für die Analyse bis zum Abgabeschluss als gewährleistet.

D1.6. Ermittlung des zugewiesenen Wertes

Die Ergebnisse der Analysen mussten spätestens bis zum 26.07.2022 beim Veranstalter vorliegen. Später eingehende Werte wurden nicht berücksichtigt.

Im Zuge der Plausibilitätsprüfung der Daten (z.B. Check korrekte Einheiten, Messunsicherheitsangabe, ...) wurden die Teilnehmenden mit auffälligen Ergebnissen zum erneuten Datencheck der Eingabe und um Rückmeldung binnen 24 h aufgefordert.

Nach Abschluss der Plausibilitätsprüfung, wurde der Ausreißertest nach Hampel durchgeführt und die Ausreißer ermittelt. Die von diesem Test auffällig eingestuft Werte wurden in der Auswertung gekennzeichnet („H“). In begründeten Fällen, z.B. wenn der Ausreißertest nach Hampel nicht anwendbar ist (z.B. Ergebnisse liegen sehr eng beieinander oder überwiegend selber Zahlenwert bzw. bei wenig abgegebenen Daten mit sehr hoher Streuung), kann eine Ausreißereliminierung nach weiteren Kriterien erfolgen (z.B. Dean- und Dixon Test bzw. manuelle Ausreißerdefinition aufgrund Expertenbefund). Diese Vorgangsweise wird nach Anwendung unter Punkt D4 des Berichts dokumentiert.

Die weitere Auswertung erfolgte gemäß ISO 5725-2. Eine statistische Auswertung der Ringversuchsdaten erfolgte erst ab zumindest 6 gültigen, numerischen Ergebnissen pro Parameter. Ergebnisse kleiner Bestimmungs- oder Nachweisgrenze wurden bei den Berechnungen nicht berücksichtigt.

Der zugewiesene Wert wird im Normalfall jeweils als der ausreißerbereinigte Mittelwert über alle übermittelten Ergebnisse gebildet.

Bei sehr hohen Streuungen der Ergebnisse der Teilnehmenden von über 50 % oder bei mangelhafter Rückführbarkeit der statistischen Kenndaten aus den ausreißerbereinigten Ergebnissen der Teilnehmenden auf den Mittelwert des Kontrolllabores bzw. einer zu geringen Anzahl an ausreißerbereinigten Ergebnissen über die Gruppe der akkreditierten Labore, kann die Situation auftreten, dass kein zugewiesener Wert für den aktuellen Ringversuch festgelegt werden kann und daher keine Bewertung der Ergebnisse der Teilnehmenden für diesen Parameter möglich ist. Ein entsprechender Hinweis wird im Bericht unter E7 bei der informativen Auswertung angebracht. Im Rahmen der internen Qualitätssicherung der Teilnehmenden kann ein Vergleich mit den Ergebnissen des Kontrolllabors durchgeführt werden. Diese

Vorgehensweise wird bei Anwendung jeweils parameter- und probenbezogen unter Punkt D4 des Berichts dokumentiert.

D2. Kriterien der Leistungsbewertung

D2.1. Leistungskriterium z-Score

Als Basis zur Berechnung der Wiederfindungsraten sowie der z-Scores wurde der ausreißerbereinigte Mittelwert über alle übermittelten Ergebnisse herangezogen.

Die Ermittlung der z-Scores erfolgte gemäß nachfolgender Formel:

$$z - score = \frac{x_i - \bar{X}}{\text{Kriterium}}$$

Dabei ist:

x_i	Messergebnis des teilnehmenden Labors
\bar{X}	zugewiesener Wert Sollwert für die Leistungsbewertung der Teilnehmenden (angegeben auf 3 signifikante Stellen); im Regelfall: ausreißerbereinigter Mittelwert der Ergebnisse der Teilnehmenden. Eine davon abweichende Vorgehensweise wird unter Punkt D4 des Berichts beschrieben.
<i>Kriterium</i>	Vergleichsstandardabweichung berechnet aus den Statistiken für reale Wasserproben der vorangegangenen Runden im Zeitraum 2013 bis 2021 (RSDpooled) bzw. aus den ausreißerbereinigten Ergebnissen der Teilnehmenden (sR) des aktuellen Ringversuchs (falls noch weniger als 6 vorangegangene Runden für A und B-Proben vorlagen). In begründeten Fällen (z.B. Ergebnisse Realproben nahe an Mindestbestimmungsgrenze oder regulatorischer Vorgaben) erfolgt die Festlegung nach Expertenbefund und die Vorgangsweise wird unter Punkt D4 des Berichts beschrieben.

D2.2. Leistungskriterium E_n-Score

Für die realen Wasserproben erfolgen seit 2019 zusätzliche Bewertungen unter Einbeziehung der erweiterten Messunsicherheiten der Teilnehmenden und der erweiterten Messunsicherheit des zugewiesenen Wertes, gemäß E_n-Score. Diese Auswertungen werden für die Teilnehmenden im Bericht unter Punkt E8, jeweils im Anschluss an die z-Score Auswertung dargestellt.

Die Ermittlung der E_n-Scores erfolgte gemäß nachfolgender Formel:

$$E_n - score = \frac{x_i - \bar{X}}{\sqrt{U(x_i)^2 + U(\bar{X})^2}}$$

Dabei ist:

x_i	Messergebnis des teilnehmenden Labors
\bar{X}	zugewiesener Wert Sollwert für die Leistungsbewertung der Teilnehmenden (angegeben auf 3 signifikante Stellen); im Regelfall: ausreißerbereinigter Mittelwert der Ergebnisse der Teilnehmenden. Eine davon abweichende Vorgehensweise wird unter Punkt D4 des Berichts beschrieben.
$U(x_i)$	erweiterte Messunsicherheit des Messergebnisses (Ergebnisse der Teilnehmenden), $k=2$
$U(\bar{X})$	erweiterte Messunsicherheit des zugewiesenen Wertes, $k=2$

D2.3. Leistungsbewertung z-Score und E_n-Score

Interpretation der z-Scores:

- $|z\text{-Score}| \leq 2.0$ Ergebnis gut
- $2.0 < |z\text{-Score}| < 3.0$ Ergebnis fragwürdig
- $|z\text{-Score}| \geq 3.0$ Ergebnis nicht zufriedenstellend

Hinweis: Bei der Bewertung mittels z-Score wird die Messunsicherheit der Teilnehmenden nicht mitberücksichtigt. Der Vergleich der Abweichung zum zugewiesenen Wert erfolgt über das Kriterium.

Interpretation der E_n-Scores:

- $|E_n\text{-Score}| \leq 1.0$ zufriedenstellende Leistung
- $|E_n\text{-Score}| > 1.0$ nicht zufriedenstellende Leistung

Hinweis: Bei der Bewertung mittels E_n-Score erfolgt die Berücksichtigung der erweiterten Messunsicherheiten der Teilnehmenden und des zugewiesenen Wertes. $|E_n\text{-Score}| > 1.0$ können darauf hinweisen, dass die Unsicherheitsschätzungen überprüft oder ein Messproblem korrigiert werden muss.

D3. Darstellung und Interpretation der Messergebnisse

In der parameterorientierten Auswertung ist eine tabellarische Übersicht mit den Messergebnissen inklusive der Unsicherheit ($\pm U$), der Wiederfindung zum zugewiesenen Wert und dem berechneten z-Score dargestellt. Weiterhin werden unter

Anmerkungen die Ausreißer gekennzeichnet. Die in der Tabelle angeführten Ergebnisse werden auch grafisch dargestellt.

In der labororientierten Auswertung werden pro Labor in anonymisierter Form die Ergebnisse der einzelnen Labore als Messergebnis $\pm U$ sowie die Wiederfindungen und die ermittelten z-Scores bezugnehmend auf das Kriterium dargestellt. Weiters werden die E_n -Scores unter Berücksichtigung der erweiterten Unsicherheiten in unabhängigen Tabellen ausgegeben. Die labororientierten Auswertungen enthalten jeweils die Bewertungsgrundlagen wie zugewiesener Wert samt erweiterter Messunsicherheit sowie das Kriterium.

Eine Erläuterung zu den Tabellen und Grafiken kann Punkt D5 entnommen werden.

D4. Anmerkungen zur Auswertung

Wie unter Punkt D2 ersichtlich, können die z-Scores auch unter Einbeziehung der Vergleichsstandardabweichung der ausreißerbereinigten Ergebnisse der Teilnehmenden des aktuellen Ringversuchs berechnet werden. Das kann zur Folge haben, dass es bei Parametern mit hoher Ergebnisstreuung dazu kommen kann, dass der Bereich z-Score - 2 bis z-Score + 2 einen ungewöhnlich hohen Wiederfindungsbereich abdeckt. Umgekehrt führt eine sehr geringe Streuung der Ergebnisse der Teilnehmenden dazu, dass z-Score - 2 bis z-Score + 2 einen ungewöhnlich kleinen Wiederfindungsbereich abdeckt.

Die Wiederfindungsrate wird unabhängig von der Streuung der Ergebnisse, als prozentuelle Abweichung vom zugewiesenen Wert berechnet und sollte bei der Bewertung von Ergebnissen im Rahmen des internen Qualitätsmanagementsystems der teilnehmenden Labore berücksichtigt werden.

Als Ergebnis einer Langzeitauswertung über aktuell 9 Eignungsprüfungsrunden (2013–2021) in Realproben wurden Kriterien (RSDpool) zur Ergebnisbewertung berechnet. Diese wurden im Zuge der Auswertung den relativen Vergleichsstandardabweichungen (vR) des aktuellen Ringversuchs gegenübergestellt.

****Die Bewertung der Chlorthalonil-Metaboliten dient als informativer Wert, da für diese Parameter keine Akkreditierung gemäß EN ISO/IEC 17043 vorliegt (Kennzeichnung **).**

Parameter Glyphosat bei Probe H113:

Aufgrund des geringen Gehaltes in der Probe konnte kein Sollwert berechnet werden. Für diesen Parameter empfehlen wir einen Vergleich mit den Ergebnissen des Kontrolllabors.

Parameter AMPA bei Probe H113 A und **Dimethachlor Metabolit CGA 369873 bei Probe H113 B:

Die auf Basis der Ergebnisse der Teilnehmenden berechneten Sollwerte lagen außerhalb der Messunsicherheit des Kontrollwertes und es ist über das Kontrolllabor keine Rückführbarkeit möglich. Der zugewiesene Wert wurde daher über die ausreißerbereinigten Mittelwerte aus der Gruppe der akkreditierten Teilnehmenden berechnet.

Parameter **Dimethachlor Metabolit CGA 369873 **Chlorthalonil Metabolit R611968, **Chlorthalonil Metabolit SYN507900, **Chlorthalonil Metabolit SYN548580, **Chlorthalonil Metabolit SYN548581 bei Probe H113 A und Parameter **Chlorthalonil Metabolit R611968, **Chlorthalonil Metabolit SYN507900, **Chlorthalonil Metabolit SYN548580 und **Chlorthalonil Metabolit SYN548581 bei Probe H113 B:

Aufgrund der geringen Anzahl an abgegebenen Werten der Teilnehmenden ($n < 6$) bzw. nach Ausreißerelimination (**CGA 369873) konnten keine zugewiesenen Werte berechnet werden. Für diese Parameter wurden zur Information die Mittelwerte aus den akkreditierten Laborergebnissen ermittelt, welche im Rahmen Ihrer internen Qualitätssichernden Maßnahmen (QS) als Vergleichswerte herangezogen werden können.

Parameter **Chlorthalonil-4-hydroxy bei Probe H113 A und Glufosinat sowie **Chlorthalonil-4-hydroxy bei Probe H113 B:

Die auf Basis der Ergebnisse der Teilnehmenden berechneten Sollwerte lagen außerhalb der Messunsicherheit des Kontrollwertes und es ist über das Kontrolllabor keine Rückführbarkeit möglich. Bei diesen Parametern gab es nicht ausreichend akkreditierte Teilnehmende ($n < 6$) um einen zugewiesenen Wert zu berechnen. Für diese Parameter wurden zur Information die Mittelwerte aus den akkreditierten Laborergebnissen ermittelt, welche im Rahmen Ihrer internen Qualitätssichernden Maßnahmen (QS) als Vergleichswerte herangezogen werden können.

Als Kriterium wurden für die folgenden Substanzen die relativen Vergleichsstandardabweichungen (vR) der aktuellen Eignungsprüfungsrunde eingesetzt: **Dimethachlor Metabolit CGA 369873, **Chlorthalonil-4-hydroxy, **Chlorthalonil Sulfonsäure (Chlorthalonil-ESA), **Chlorthalonil Metabolit R471811 und **Chlorthalonil Metabolit R611965.

Bei allen anderen Parametern erfolgte die Berechnung der Scores nach D2.

D5. Erläuterung zu Tabellen und Grafiken

D5.1. Angaben und Abkürzungen in Tabellen

Parameter	Allgemeine Bezeichnung des Analysenparameters
Probe	Bezeichnung der übermittelten Probe
Einheit	Vorgegebene Einheit für Messwert und Ergebnisunsicherheit (z.B. µg/l)
Zugewiesener Wert	Sollwert für die Leistungsbewertung der Teilnehmenden (angegeben auf 3 signifikante Stellen)
U (k=2)	erweiterte Unsicherheit (k=2) des zugewiesenen Wertes, (angegeben auf 3 signifikante Stellen)
Kriterium	Vorgabewert zur Ermittlung des z-Scores in der angegebenen Einheit (angegeben auf 3 signifikante Stellen)
Kriterium [%]	Vorgabewert zur Ermittlung des z-Scores in % des zugewiesenen Wertes (angegeben auf 2 signifikante Stellen)
Mittelwert	Ausreißerbereinigter Mittelwert über die Ergebnisse der Teilnehmenden (angegeben auf 3 signifikante Stellen)
VB (99%)	99 % Vertrauensbereich (angegeben auf 3 signifikante Stellen)
Minimum	Minimales abgegebenes Messergebnis, ausreißerbereinigt (angegeben auf 3 signifikante Stellen)
Maximum	Maximales abgegebenes Messergebnis, ausreißerbereinigt (angegeben auf 3 signifikante Stellen)
sR	Vergleichsstandardabweichung, berechnet aus den ausreißerbereinigten Ergebnissen der Teilnehmenden des aktuellen Ringversuchs (angegeben auf 3 signifikante Stellen)
vR	relative Vergleichsstandardabweichung in %, berechnet aus den ausreißerbereinigten Ergebnissen der Teilnehmenden des aktuellen Ringversuchs bezogen auf den Mittelwert (angegeben auf 2 signifikante Stellen)
Kontrollwert ± U (k=2)	Mittelwert der Kontrollmessungen des Veranstalters ± erweiterte Ergebnisunsicherheit des Kontrollwertes (jeweils angegeben auf 3 signifikante Stellen)
Laborcode	anonymisierte, eindeutige Kennung des teilnehmenden Labors im jeweiligen Ringversuch
Messwert	einzelne(r) Messwert(e) lt. Angabe der Teilnehmenden (maximal 5 Nachkommastellen dargestellt)
Messergebnis	Für die Bewertung herangezogenes Ergebnis lt. Angabe der Teilnehmenden (maximal 5 Nachkommastellen)

	dargestellt).
	Bei Eignungsprüfungsrunden mit Vorgabe von unabhängigen Mehrfachbestimmungen, entspricht dies dem berechneten Mittelwert aus den einzelnen Messwerten der Teilnehmenden.
± U	kombinierte Messunsicherheit ohne Erweiterungsfaktor (k=1) lt. Angabe der Teilnehmenden (maximal 5 Nachkommastellen dargestellt)
BG	Bestimmungsgrenze
NG	Nachweisgrenze
WF	Wiederfindungsrate in %, bezogen auf den zugewiesenen Wert (angegeben auf 3 signifikante Stellen, dargestellt maximal 1 Nachkommastelle)
MW	Mittelwert
z-Score	Abweichung des Messergebnisses zum zugewiesenen Wert, ausgedrückt als Vielfaches des Kriteriums (angegeben auf 3 signifikante Stellen, dargestellt maximal 2 Nachkommastellen)
E _n -Score	Abweichung des Messergebnisses zum zugewiesenen Wert, ausgedrückt als Vielfaches der kombinierten Messunsicherheiten, bestehend aus erweiterter Unsicherheit des zugewiesenen Wertes und der erweiterten Unsicherheit der Messergebnisse der Teilnehmenden (angegeben auf 3 signifikante Stellen, dargestellt maximal 2 Nachkommastellen). Beim E _n -Score erfolgt die Berücksichtigung der Messunsicherheit der Teilnehmenden.
-	Keine Daten übermittelt bzw. keine Berechnung möglich
Anmerkungen	Anmerkungen zum jeweiligen Messergebnis (z.B. H, FN, FP)
H	Ausreißer nach dem Hampel-Test
FN	Falsch negativ – Messergebnis kleiner Bestimmungsgrenze dessen Betrag die Bedingungen eines Ausreißers nach dem Hampeltest erfüllt.
FP	Falsch positiv – Falls aufgrund des geringen Analytgehalts kein zugewiesener Wert ermittelt werden kann (n < 6), wird der Median der Beträge der übermittelten Nachweis- bzw. Bestimmungsgrenzen ermittelt. Als falsch positiv wird ein Messergebnis bewertet, welches diesen Median um mehr als 100 % übersteigt.
Standardabweichung	Vergleichsstandardabweichung berechnet aus den Ergebnissen der Teilnehmenden des aktuellen Ringversuchs (angegeben auf 3 signifikante Stellen)

rel. Standardabweichung relative Vergleichsstandardabweichung in %, berechnet aus den Ergebnissen der Teilnehmenden des aktuellen Ringversuchs bezogen auf den Mittelwert (angegeben auf 3 signifikante Stellen)

n Anzahl der Messergebnisse

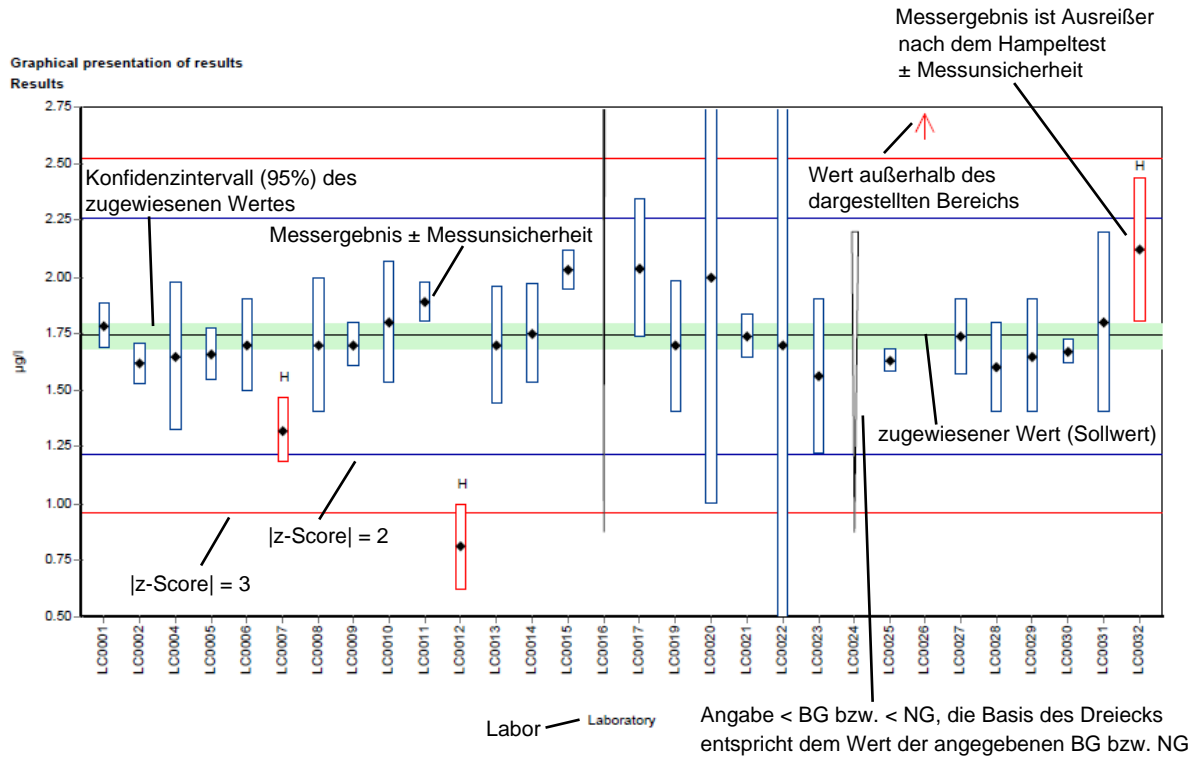
* Kennzeichnung für Hinweise zur Erläuterung

** Kennzeichnung für Parameter außerhalb der Akkreditierung gemäß EN ISO/IEC 17043

D5.2. Graphische Darstellung der Ergebnisse

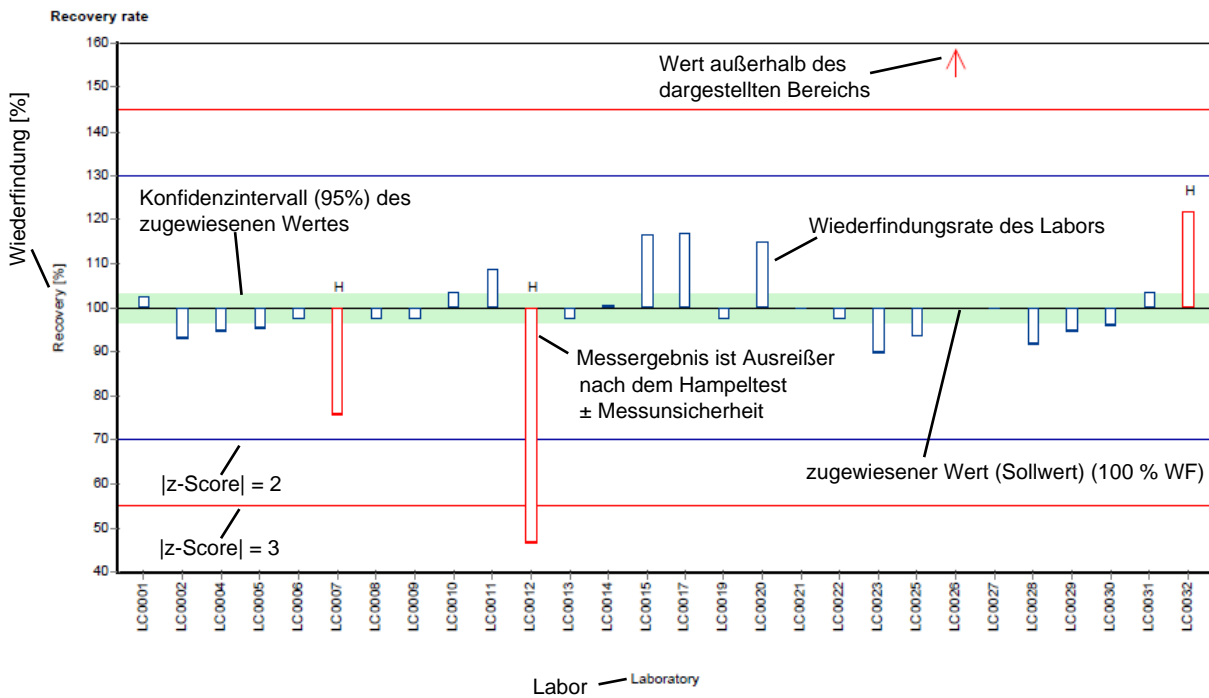
Nachfolgend wird die graphische Darstellung anhand von kommentierten Beispieldiagrammen erläutert.

Beispieldiagramm: Messwerte



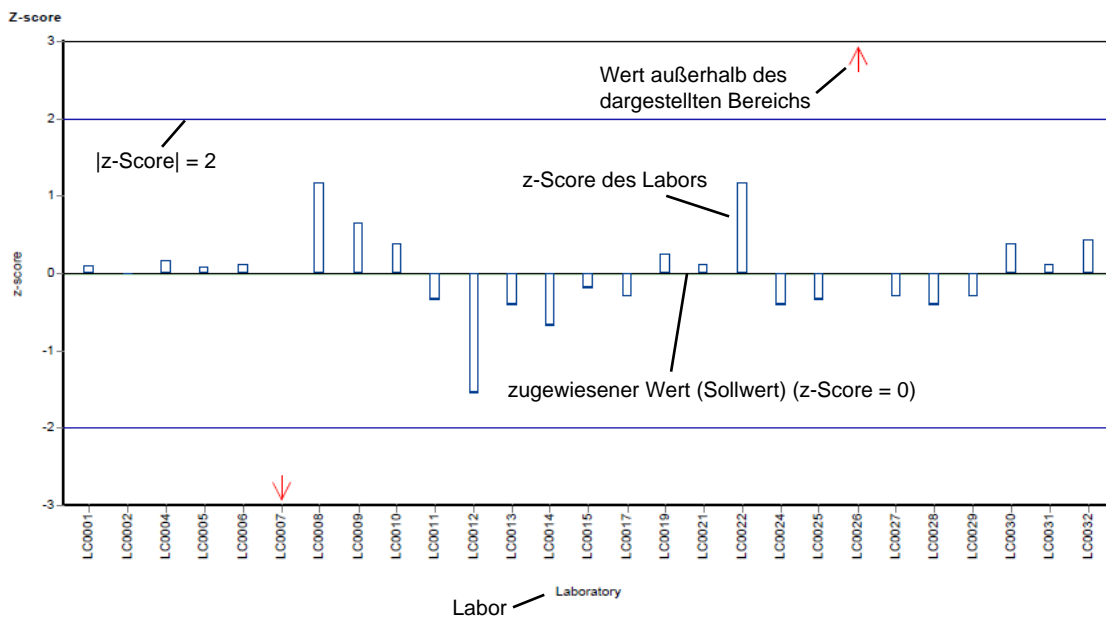
Unterschiedliche Analysemethoden werden mit unterschiedlichen Farben kenntlich gemacht.

Beispieldiagramm: Wiederfindung zum zugewiesenen Wert



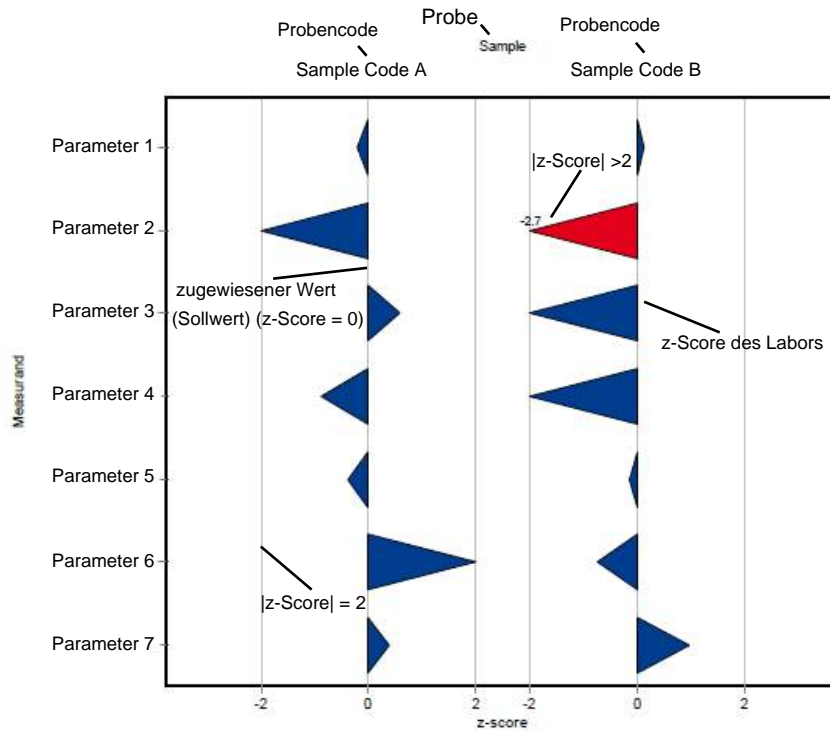
Unterschiedliche Analysenmethoden werden mit unterschiedlichen Farben kenntlich gemacht.

Beispieldiagramm: z-Score

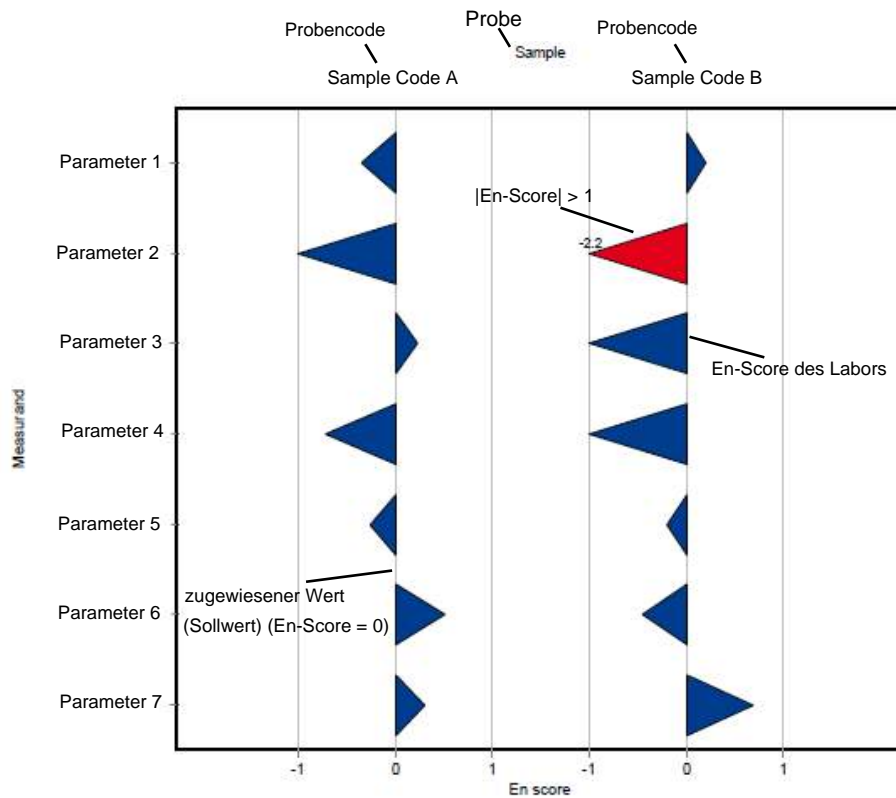


Unterschiedliche Analysenmethoden werden mit unterschiedlichen Farben kenntlich gemacht.

Beispieldiagramm: z-Score (labororientierte Auswertung)



Beispieldiagramm: En-Score (labororientierte Auswertung)



D6. Zusammenfassung

D6.1. Tabelle der zugewiesenen Werte

Parameter	Probe	Einheit	zugewiesener Wert	±	U (k=2)	Kriterium	Kriterium [%]
2,4,5-Trichlorphenoxyessigsäure	H113 A	µg/l	0.579	±	0.0539	0.104	18
	H113 B	µg/l	0.922	±	0.0983	0.166	18
2,4-D (2,4-Dichlorphenoxyessigsäure)	H113 A	µg/l	0.221	±	0.0163	0.031	14
	H113 B	µg/l	0.589	±	0.0333	0.0824	14
Alachlor	H113 A	µg/l	0.379	±	0.0178	0.0455	12
	H113 B	µg/l	0.72	±	0.0559	0.0864	12
Alachlor-Säure (Alachlor-OA)	H113 A	µg/l	0.155	±	0.0123	0.0232	15
	H113 B	µg/l	0.744	±	0.0777	0.112	15
Alachlor-Sulfonsäure (Alachlor-ESA)	H113 A	µg/l	0.406	±	0.0301	0.0528	13
	H113 B	µg/l	0.39	±	0.0361	0.0507	13
Ampa	H113 A	µg/l	0.303	±	0.0248	0.0394	13
	H113 B	µg/l	0.298	±	0.0135	0.0388	13
Bentazon	H113 A	µg/l	0.463	±	0.0225	0.0695	15
	H113 B	µg/l	0.483	±	0.0234	0.0724	15
Chlorthalonil Metabolit R611965 (3-carbamyl-2,4,5-trichlorbenzoesäure)**	H113 A	µg/l	0.291	±	0.0382	0.0495	17
	H113 B	µg/l	0.305	±	0.0342	0.0457	15
Chlorthalonil Sulfonsäure (Chlorthalonil-ESA)**	H113 A	µg/l	0.678	±	0.136	0.183	27
	H113 B	µg/l	0.333	±	0.0423	0.0567	17
Dicamba	H113 A	µg/l	0.635	±	0.0644	0.127	20
	H113 B	µg/l	0.235	±	0.00669	0.0469	20
Dichlorprop	H113 A	µg/l	0.741	±	0.041	0.0889	12
	H113 B	µg/l	0.36	±	0.0208	0.0432	12
Dimethachlor Metabolit - CGA 369873 **	H113 A	µg/l	-	±	-	-	-
	H113 B	µg/l	0.369	±	0.0435	0.0776	21
Glufosinat*	H113 A	µg/l	0.189	±	0.0174	0.0643	34
	H113 B	µg/l	-	±	-	-	-
Glyphosat***	H113 A	µg/l	-	±	-	-	-
	H113 B	µg/l	0.739	±	0.0169	0.148	20
MCP (Mecoprop)	H113 A	µg/l	0.146	±	0.00838	0.019	13
	H113 B	µg/l	0.138	±	0.00484	0.018	13
Metazachlor	H113 A	µg/l	0.199	±	0.0091	0.0239	12
	H113 B	µg/l	0.439	±	0.0168	0.0527	12
Metazachlor-Sulfonsäure (Metazachlor ESA)	H113 A	µg/l	0.132	±	0.011	0.025	19
	H113 B	µg/l	0.291	±	0.0291	0.0553	19
Metazachlor-Säure (Metazachlor OA)	H113 A	µg/l	0.49	±	0.0451	0.103	21
	H113 B	µg/l	0.232	±	0.039	0.0486	21
Metolachlor	H113 A	µg/l	0.283	±	0.0196	0.0424	15
	H113 B	µg/l	0.814	±	0.0297	0.122	15
s-Metolachlor-Sulfonsäure (Metolachlor-ESA)	H113 A	µg/l	0.694	±	0.134	0.139	20
	H113 B	µg/l	0.196	±	0.0331	0.0391	20
s-Metolachlor-Säure (Metolachlor OA)	H113 A	µg/l	0.276	±	0.0326	0.0386	14

Parameter	Probe	Einheit	zugewiesener Wert	±	U (k=2)	Kriterium	Kriterium [%]
s-Metolachlor-Säure (Metolachlor OA)	H113 B	µg/l	0.642	±	0.131	0.0898	14
Chlorthalonil-4-hydroxy **	H113 A	µg/l	-	±	-	-	-
	H113 B	µg/l	-	±	-	-	-
Chlorthalonil Metabolit R471811**	H113 A	µg/l	0.135	±	0.0209	0.0311	23
	H113 B	µg/l	0.739	±	0.0459	0.065	8.8
Chlorthalonil Metabolit R611968 **	H113 A	µg/l	-	±	-	-	-
	H113 B	µg/l	-	±	-	-	-
Chlorthalonil Metabolit SYN507900 **	H113 A	µg/l	-	±	-	-	-
	H113 B	µg/l	-	±	-	-	-
Chlorthalonil Metabolit SYN548580 *	H113 A	µg/l	-	±	-	-	-
	H113 B	µg/l	-	±	-	-	-
Chlorthalonil Metabolit SYN548581 *	H113 A	µg/l	-	±	-	-	-
	H113 B	µg/l	-	±	-	-	-

* Für nachfolgende Substanzen sind zur Information die berechneten Mittelwerte MW+/- U(k=2) über die Daten der akkreditierten Labore (n) angeführt.

Diese können zum Vergleich im Rahmen Ihrer QS-Maßnahmen herangezogen werden.

Dimethachlor Metabolit CGA 369873:

H113 A:(n=5) 0,848 +/- 0,042 µg/l U(k=2)

Glufosinat:

H113 B:(n=4) 0,301 +/- 0,066 µg/l U(k=2)

Chlorthalonil-4-hydroxy:

H113 A:(n=5) 0,236 +/- 0,032 µg/l U(k=2)

H113 B:(n=5) 0,554 +/- 0,045 µg/l U(k=2)

Chlorthalonil Metabolit R611968:

H113 A:(n=3) 0,660 +/- 0,038 µg/l U(k=2)

H113 B:(n=3) 0,292 +/- 0,0278 µg/l U(k=2)

Chlorthalonil Metabolit SYN507900:

H113 A:(n=5) 0,103 +/- 0,0172 µg/l U(k=2)

H113 B:(n=5) 0,178 +/- 0,0153 µg/l U(k=2)

Chlorthalonil Metabolit SYN548580:

H113 A:(n=2) 0,365 +/- 0,0930 µg/l U(k=2)

H113 B:(n=2) 0,413 +/- 0,169 µg/l U(k=2)

Chlorthalonil Metabolit SYN548581:

H113 A:(n=3) 0,402 +/- 0,102 µg/l U(k=2)

H113 B:(n=3) 0,230 +/- 0,0508 µg/l U(k=2)

** Die Bewertung der Chlorthalonil-Metaboliten dient nur als informativer Wert, da für diese Parameter keine Akkreditierung vorliegt. Als Kriterium wurden für diese Parameter die relativen Vergleichsstandardabweichungen (vR) eingesetzt.

***informativer Wert H113A – Glyphosat <0,03 µg/l (Kontrolllabor)

D6.2. Zusammenfassung der ausreißerbereinigten Ringversuchsergebnisse

Parameter	Probe	Anzahl Labors für Berechnung	Anzahl Ausreißer Labors	Einheit	Mittelwert	± VB (99%)	Minimum	Maximum	sR	vR [%]
2,4,5-Trichlorphenoxyessigsäure	H113 A	10	0	µg/l	0.579	± 0.0809	0.419	0.712	0.0852	15
	H113 B	9	1	µg/l	0.922	± 0.148	0.662	1.09	0.148	16
2,4-D (2,4-Dichlorphenoxyessigsäure)	H113 A	17	0	µg/l	0.221	± 0.0245	0.142	0.286	0.0336	15
	H113 B	17	0	µg/l	0.589	± 0.05	0.456	0.708	0.0687	12
Alachlor	H113 A	10	0	µg/l	0.379	± 0.0267	0.326	0.42	0.0281	7.4
	H113 B	9	1	µg/l	0.72	± 0.0838	0.537	0.83	0.0838	12
Alachlor-Säure (Alachlor-OA)	H113 A	7	0	µg/l	0.155	± 0.0184	0.133	0.174	0.0162	10
	H113 B	7	0	µg/l	0.744	± 0.117	0.538	0.843	0.103	14
Alachlor-Sulfonsäure (Alachlor-ESA)	H113 A	8	0	µg/l	0.406	± 0.0451	0.329	0.453	0.0425	10
	H113 B	8	0	µg/l	0.39	± 0.0542	0.309	0.454	0.0511	13
Ampa	H113 A	12	1	µg/l	0.304	± 0.0313	0.237	0.361	0.0361	12
	H113 B	16	1	µg/l	0.298	± 0.0202	0.258	0.352	0.0269	9
Bentazon	H113 A	19	0	µg/l	0.463	± 0.0338	0.381	0.538	0.0491	11
	H113 B	18	1	µg/l	0.483	± 0.035	0.38	0.575	0.0495	10
Chlorthalonil Metabolit R611965 (3-carbamyl-2,4,5-trichlorbenzoesäure)**	H113 A	7	0	µg/l	0.291	± 0.0573	0.211	0.355	0.0505	17
	H113 B	7	0	µg/l	0.305	± 0.0513	0.238	0.38	0.0452	15
Chlorthalonil Sulfonsäure (Chlorthalonil-ESA)**	H113 A	7	0	µg/l	0.678	± 0.204	0.398	0.888	0.18	27
	H113 B	7	0	µg/l	0.333	± 0.0635	0.257	0.401	0.056	17
Dicamba	H113 A	8	1	µg/l	0.635	± 0.0966	0.471	0.761	0.0911	14
	H113 B	6	3	µg/l	0.235	± 0.01	0.224	0.244	0.00819	3.5
Dichlorprop	H113 A	16	0	µg/l	0.741	± 0.0615	0.527	0.876	0.082	11
	H113 B	16	0	µg/l	0.36	± 0.0312	0.282	0.433	0.0416	12
Dimethachlor Metabolit - CGA 369873**	H113 A	5	2	µg/l	-	± -	0.782	0.912	-	-
	H113 B	7	0	µg/l	0.349	± 0.0829	0.225	0.46	0.0731	21
Glufosinat	H113 A	9	0	µg/l	0.189	± 0.0261	0.152	0.229	0.0261	14
	H113 B	9	0	µg/l	-	± -	0.182	0.396	-	-
Glyphosat	H113 A	0	0	µg/l	-	± -	-	-	-	-
	H113 B	14	3	µg/l	0.739	± 0.0253	0.675	0.804	0.0316	4.3
MCP (Mecoprop)	H113 A	17	2	µg/l	0.146	± 0.0126	0.114	0.187	0.0173	12
	H113 B	17	2	µg/l	0.138	± 0.00726	0.12	0.155	0.00998	7.2

Parameter	Probe	Anzahl Labors für Berechnung	Anzahl Ausreißer Labors	Einheit	Mittelwert	± VB (99%)	Minimum	Maximum	sR	vR [%]
Metazachlor	H113 A	13	1	µg/l	0.199	± 0.0136	0.164	0.225	0.0164	8.2
	H113 B	13	1	µg/l	0.439	± 0.0252	0.378	0.508	0.0302	6.9
Metazachlor-Sulfonsäure (Metazachlor ESA)	H113 A	9	1	µg/l	0.132	± 0.0166	0.098	0.149	0.0166	13
	H113 B	10	0	µg/l	0.291	± 0.0437	0.222	0.364	0.0461	16
Metazachlor-Säure (Metazachlor OA)	H113 A	9	1	µg/l	0.49	± 0.0677	0.403	0.611	0.0677	14
	H113 B	10	0	µg/l	0.232	± 0.0584	0.149	0.367	0.0616	27
Metolachlor	H113 A	13	1	µg/l	0.283	± 0.0294	0.196	0.324	0.0353	12
	H113 B	12	2	µg/l	0.814	± 0.0446	0.757	0.927	0.0515	6.3
s-Metolachlor-Sulfonsäure (Metolachlor-ESA)	H113 A	12	0	µg/l	0.694	± 0.201	0.312	1.06	0.232	33
	H113 B	9	2	µg/l	0.196	± 0.0496	0.104	0.268	0.0496	25
s-Metolachlor-Säure (Metolachlor OA)	H113 A	10	1	µg/l	0.276	± 0.0489	0.2	0.391	0.0516	19
	H113 B	10	0	µg/l	0.642	± 0.197	0.245	1.02	0.208	32
Chlorthalonil-4-hydroxy**	H113 A	6	0	µg/l	-	± -	0.19	0.288	-	-
	H113 B	6	0	µg/l	-	± -	0.466	0.613	-	-
Chlorthalonil Metabolit R471811**	H113 A	9	0	µg/l	0.135	± 0.0313	0.0721	0.167	0.0313	23
	H113 B	8	1	µg/l	0.739	± 0.0689	0.678	0.857	0.0649	8.8
Chlorthalonil Metabolit R611968**	H113 A	3	0	µg/l	-	± -	0.623	0.685	-	-
	H113 B	3	0	µg/l	-	± -	0.267	0.315	-	-
Chlorthalonil Metabolit SYN507900**	H113 A	5	0	µg/l	-	± -	0.083	0.134	-	-
	H113 B	5	0	µg/l	-	± -	0.16	0.203	-	-
Chlorthalonil Metabolit SYN548580**	H113 A	2	0	µg/l	-	± -	0.318	0.411	-	-
	H113 B	2	0	µg/l	-	± -	0.328	0.497	-	-
Chlorthalonil Metabolit SYN548581**	H113 A	3	0	µg/l	-	± -	0.313	0.49	-	-
	H113 B	3	0	µg/l	-	± -	0.187	0.275	-	-

E1. Description of the proficiency test

E1.1. Design and implementation

- Number of registrations: 24
- Number of submitted data records: 24
- Dispatch of samples: 21st June 2022
- Closing date for submission of data: 26th July 2022

The results were submitted electronically by a password-protected online data entry. Upon completion of the data entry, the participant confirmed the complete and correct entry of all data and the authorization of the results for evaluation.

To anonymize results, each laboratory was given a laboratory code on a random basis.

E1.2. Description of the proficiency test items

The sampling of ground water and surface water was carried out on 15th June 2022.

The following samples were made available

- 1 sample ground water (H113 A)
- 1 sample surface water (H113 B)

Both samples were stored at 4 +/- 3°C until further processing. The samples were filtered (40 µm) and partly spiked with specific substances in the stirring vessel.

The samples were filled into bottles under continuous stirring (stirring vessel) and stabilized by cooling.

The homogeneous proficiency test items were dispatched on 21st June 2022.

Each participant received:

- 2 samples (each 600 ml), filled in 2 x 300 ml aluminium bottles or
2 samples (each 2000 ml), filled in 2 x 1000 ml aluminium bottles or
2 samples (each 4000 ml), filled in 4 x 1000 ml aluminium bottles
- 2 samples (each 1000 ml), filled in 1 x 1000 ml plastic bottles (for AMPA, Glufosinate, Glyphosate)

E1.3. Instructions for the participants

For reasons of stability, it was recommended to start the analysis by the 29th June 2022 at the latest.

The participants are expected to use the test method or measurement method of their choice, which should be consistent with their routine procedures. In E9 you will find the overview of applied methods in course of the proficiency testing.

E1.4. Control testing for homogeneity evaluation

During filling of the bottles, aliquots of each sample were collected randomly for control testing. From each of the samples A and B, n=5 control test samples and n=1 unspiked real water sample were transferred to the laboratory for control testing.

All parameters were tested in the testing laboratory at Environment Agency Austria (Prüfstelle für Umwelt-, GVO- & Treibstoffanalytik) close to the time of sample dispatch. The analysis of **Chlorothalonil Metabolites **R611965, **R471811, **R611968, **SYN507900, **SYN548580 and **SYN 548581 was outside the actual accreditation scope according to EN ISO/IEC 17025.

During evaluation the relative standard deviation between the individual results of the control test samples was assessed for each parameter by comparison with the reproducibility standard deviation of the actual proficiency test.

In the parameter-oriented evaluation (E7), the results of the control testing are given in the form of arithmetic means of the detected concentrations \pm expanded measurement uncertainty as control test value \pm U (expanded uncertainty, k=2).

E1.5. Trend test for stability evaluation

The evaluation of stability of the proficiency test items was performed using the data statistics of the results of previous proficiency testing rounds for real water samples of the period from 2013 to 2021.

The assessment of the stability of the proficiency test items of the current round was carried out by evaluation of all participant results sorted by analysis date (until submission deadline): No systematic trends were identified.

Using all participants results, it was furthermore tested if systematic trends could be detected depending on the order in which the bottles were filled for the proficiency test: No systematic trends could be identified.

According to data obtained from previous rounds for real water samples from 2013 to 2021 and based on the trend test evaluation of the current round, the stability of the test items for proficiency testing of real water samples can be confirmed for the recommended analysis period until deadline for submission of data.

E1.6. Determination of the assigned values

The analytical results had to be made available to the organiser not later than 26th July 2022. Any values received at a later date were not considered.

In the course of the plausibility assessment of all received data (e.g. check for correct units, indication of measurement uncertainty, ...) the participants with noticeable results were asked to perform a subsequent data check and to give a prompt feedback within 24 h.

After plausibility assessment an outlier test according to Hampel was performed to identify outliers. Values identified as conspicuous are marked specifically in the parameter-oriented evaluation ('H').

In justified cases, for instance, when the outlier test according to Hampel is not applicable (e.g. many similar or identical results of the participants or in case of a very limited number of highly scattering results) a different outlier identification method can be applied (e.g. Dean and Dixon outlier test or manual outlier elimination by expert judgement). In such a case, this procedure is documented in section E4 of the report.

Further data evaluation was performed in accordance with ISO 5725-2. A statistical evaluation of proficiency testing data was only carried out if at least 6 valid results per parameter were available. Results < LOQ or < LOD are not included in the calculation for the assigned value.

The assigned values are normally calculated as the mean over all submitted results, after removal of outliers.

For real water samples in some exceptional cases it might occur, that no assigned value based on participants' results can be calculated and no evaluation of the participants results can be made. E.g. due to large variations in the participant results ($vR > 50\%$) and/or insufficient traceability of the calculated mean of all participants after outlier-clearing to the mean of control testing or if the number of results (without outliers) of the group of accredited testing laboratories is too low.

In this case, a clear statement in section E7 of the report is made and all provided statistical data are for information only. In section E4 further information is given, when applicable, for each parameter and proficiency test item. In course of the internal

quality measures, the participants can compare their results with the control test values.

E2. Criteria of performance evaluation

E2.1. Performance criterion z-Score

The adjusted average value (after removal of outliers) for all submitted results was used as a basis for the calculation of recovery rates and z-scores.

z-Scores were calculated on the basis of the following formula:

$$z - score = \frac{x_i - \bar{X}}{Criteria}$$

In this context,

x_i	is the measurement value (result) of the participating laboratory;
\bar{X}	assigned value the target value for the assessment of the performance of the participants (3 significant digits), normally the average value of the participants' results after removal of outliers; if this approach is not applicable, the target value is assigned according to the procedure given in section E4
Criteria	is the reproducibility standard deviation calculated from previous rounds for proficiency testing for real water samples from 2013 to 2021 (as RSD pooled) or from the participants' results after removal of outliers (sR) in the current round (if less than 6 previous rounds for the parameters of real water samples A and B are available). Where justified (e.g. results for real water samples are close to minimum quantification limit or in case of regulatory requirements) the criteria is defined by expert judgement and the procedure is clearly described in section E4 of the report.

E2.2. Performance criterion E_n-Score

Since 2019 additional assessment of the participants' results using E_n-Scores for proficiency testing of real water samples is performed. This additional assessment takes into account the expanded measurement uncertainties of the participants results and the expanded uncertainty of the assigned value and is provided in the laboratory oriented part of the report (see E8 after the z-scores evaluation).

E_n -Scores were calculated on the basis of the following formula:

$$E_n - score = \frac{x_i - \bar{X}}{\sqrt{U(x_i)^2 + U(\bar{X})^2}}$$

In this context,

x_i	is the measurement value (result) of the participating laboratory
\bar{X}	assigned value the target value for the assessment of the performance of the participants (3 significant digits), normally the average value of the participants' results after removal of outliers; if this approach is not applicable, the target value is assigned according to the procedure given in section E4
$U(x_i)$	expanded measurement uncertainty for the result of the participating laboratory, $k=2$
$U(\bar{X})$	expanded measurement uncertainty for the assigned value, $k=2$

E2.3. Performance evaluation z-Score and E_n -Score

Interpretation of z-Scores:

- $|z\text{-Score}| \leq 2.0$ good result
- $2.0 < |z\text{-Score}| < 3.0$ questionable result
- $|z\text{-Score}| \geq 3.0$ unsatisfactory result

Note: In case of assessment of the participants' performance by z-scores the measurement uncertainty of the participants' results is not taken into account. The difference between result of participants and the assigned value is evaluated by the criteria.

Interpretation of E_n -Scores:

- $|E_n\text{-Score}| \leq 1.0$ satisfactory performance
- $|E_n\text{-Score}| > 1.0$ unsatisfactory performance

Note: In case of assessment of the participants' performance by E_n -Scores the expanded measurement uncertainties for the results and for the assigned values are taken into account. $|E_n\text{-Score}| > 1.0$ might indicate to check the measurement uncertainty estimation or might point out to correct a measurement problem.

E3. Representation and interpretation of measurement results

The parameter-oriented report provides the measurement values (results) including uncertainty ($\pm U$), recovery rate, calculated z-Score and the outliers in tabular form. The results listed in the table are also represented graphically.

The laboratory oriented report shows the results of the individual laboratories (anonymous), including the measurement uncertainty ($\pm U$), recovery rates, z-Scores and additionally evaluation of E_n -Scores on separate pages.

The tables also contain the basis for the data assessment as the assigned values and expanded measurement uncertainties and the criteria.

An annotation of the tables and graphics is given in section E5.

E4. Explanatory notes

As explained in section E2, the z-Score can also be calculated using the reproducibility standard deviation, calculated from the participants' results (after removal of outliers) in the relevant test round. It might occur that the z-Score between -2 and 2 covers a large range of measurement values when the variance of the results is high. On the other hand, the range of good results can be very narrow, when the variation of the participants' results is small.

The recovery rate is calculated for the individual result based on the assigned value and is thus independent of the reproducibility standard deviation. In the case of a high variance of the results, participants should also consider recovery rates as additional criteria to decide on the necessity of internal quality assurance measures.

As a result of a long-term evaluation of 9 proficiency testing rounds (2013–2021 in real samples, evaluation criteria (RSD_{pool}) were calculated. These criteria were compared with the relative reproducibility standard deviation (vR) of the current proficiency testing.

****The assessment of chlorothalonil metabolites serves as an informative value, as no accreditation according to EN ISO/IEC 17043 is available for these parameters (marked by **).**

Parameter Glyphosate for sample H113 A:

Due to the low analyte concentration assigned values could not be calculated. For this parameter, we recommend to compare your results with the control test values.

Parameter AMPA for sample H113 A and **Dimethachlor Metabolite CGA 369873 for sample H113 B:

The assigned values calculated based on the participant results were outside of the measurement uncertainty of the control test value and thus traceability could not be proven by this procedure. Therefore, new assigned values were defined by the group of accredited participating laboratories after outlier-assessment.

Parameter **Dimethachlor Metabolite CGA 369873, **Chlorothalonil Metabolite R611968, **Chlorothalonil Metabolite SYN507900, **Chlorothalonil Metabolite SYN548580, **Chlorothalonil Metabolite SYN548581 for sample H113 A and parameter **Chlorothalonil Metabolite R611968, **Chlorothalonil Metabolite SYN507900, **Chlorothalonil Metabolite SYN548580, **Chlorothalonil Metabolite SYN548581 for sample H113 B:

No assigned values could be calculated due to the small number of values submitted by participants ($n < 6$) or after outlier elimination (**CGA 369873). For these parameters, the mean values from the accredited laboratory results were determined for information purposes. We recommend to compare your results with the mean values of accredited laboratories in course of your internal quality assurance measures (QA).

Parameter **Chlorothalonil-4-hydroxy for sample H113 A, Glufosinate and **Chlorothalonil-4-hydroxy for sample H113 B:

The assigned values calculated based on the participant results were outside the measurement uncertainty of the control value and thus traceability could not be proven by this procedure. There were not enough accredited participating laboratories to define the assigned values ($n < 6$). For these parameters, the mean values from the accredited laboratory results were determined for information purposes. We recommend to compare your results with the mean values of accredited laboratories in course of your internal quality assurance measures (QA).

The relative reproducibility standard deviations (vR) of the current proficiency testing round were used as criteria for the following substances: **Dimethachlor metabolite CGA 369873, **Chlorothalonil-4-hydroxy, **Chlorothalonil sulfonic acid (Chlorothalonil-ESA), **Chlorothalonil metabolite R471811 and **Chlorothalonil metabolite R611965.

Scores for all other parameters were calculated according to E2.

E5. Annotations on tables and charts

E5.1. Information and abbreviations in tables

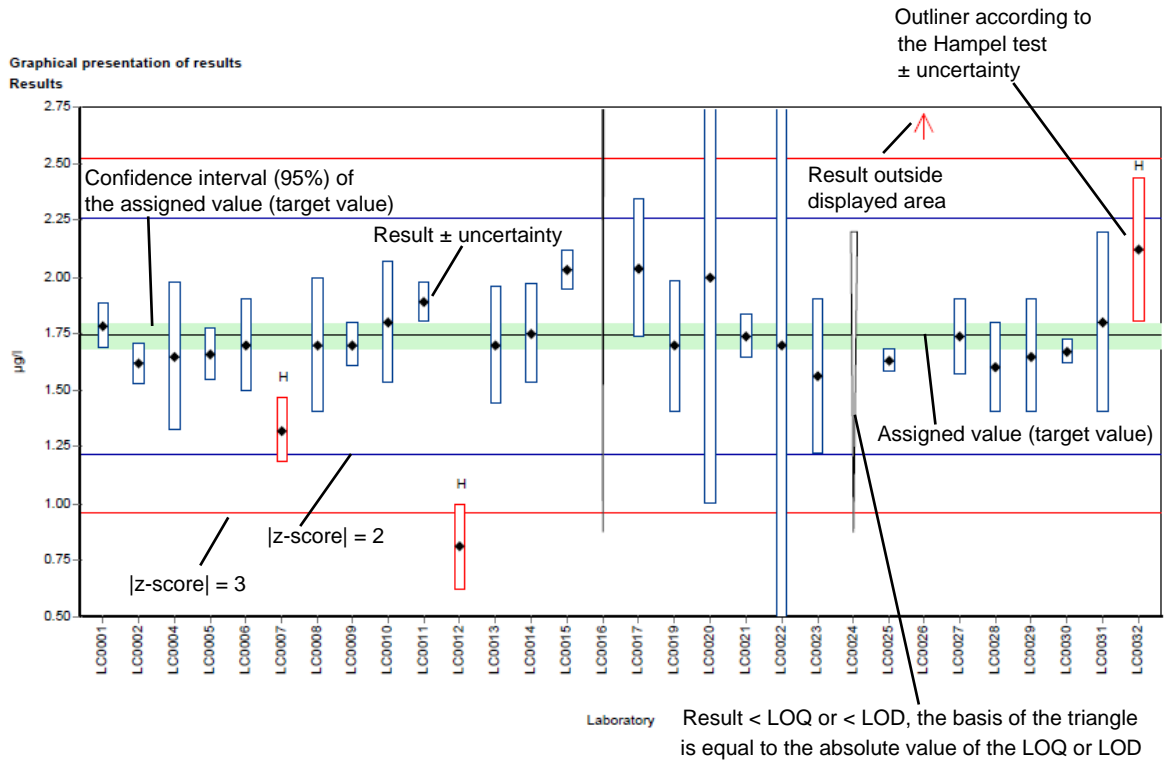
Parameter	Analyte identifier
Sample	Sample identifier
Unit	Given unit for result and uncertainty (e.g. µg/l)
Assigned value	Target value for proficiency assessment of the participants (3 significant digits)
U (k=2)	Expanded uncertainty (k=2) of the assigned value (3 significant digits)
Criteria	Specified value for the determination of the z-score in the given unit (3 significant digits)
Criteria [%]	Specified value for the determination of the z-score in % of the assigned value (2 significant digits)
Mean	Mean of the participants results, without outliers (3 significant digits)
CI (99 %)	99 % confidence interval (3 significant digits)
Minimum	Minimum of all submitted results, after removal of outliers (3 significant digits)
Maximum	Maximum of all submitted results, after removal of outliers (3 significant digits)
SD	Reproducibility standard deviation, calculated from the participants results, after removal of outliers (3 significant digits)
RSD %	Reproducibility standard deviation, calculated from the participants results relative to the target value, given in %, after removal of outliers (2 significant digits)
Control test value ± U (k=2)	Mean of control test value ± expanded measurement uncertainty (3 significant digits)
Labcode	Laboratory identifier (anonymized)
Result ± U	Result as indicated by participant (max. 5 decimal places) combined measurement uncertainty without expansion factor (k=1), as indicated by participant (max. 5 decimal places)
LOQ	Limit of quantification
LOD	Limit of detection
Recovery	Recovery rate in % based on assigned value (target value) (3 significant digits, max. one decimal place given)
z-Score	Deviation of result based on the assigned value (target value) given as a multiple of the criteria (3 significant digits, max. 2 decimal places given)

E _n -Score	Deviation of result based on the assigned value (target value) given as a multiple of the combined expanded measurement uncertainty of the participant's results and expanded measurement uncertainty for the assigned value (3 significant digits, max. 2 decimal places given). Note: E _n -Score assessment takes into account the measurement uncertainty of the participants.
-	No data available or no calculation possible
Comments	Comment on the respective result (e.g. H, FN, FP)
H	Outlier according to Hampel-Test
FN	False negative – for a result < LOQ or result < LOD: The absolute value of the LOQ or LOD fulfils the condition of an outlier according to the Hampel test.
FP	False positive – for parameters where no target value is available because of a too low analyte content (n < 6): Result that exceeds the median of the absolute values of the transmitted LOQs or LODs by more than 100 %.
Standard deviation	Reproducibility standard deviation, calculated from the participants results (3 significant digits)
Rel. standard deviation	Reproducibility standard deviation, calculated from the participants results relative to the target value, given in %, (3 significant digits)
n	Number of results
*	mark for additional comments
**	mark for parameters outside the scope of accreditation according to EN ISO/IEC 17043

E5.2. Graphical presentation of results

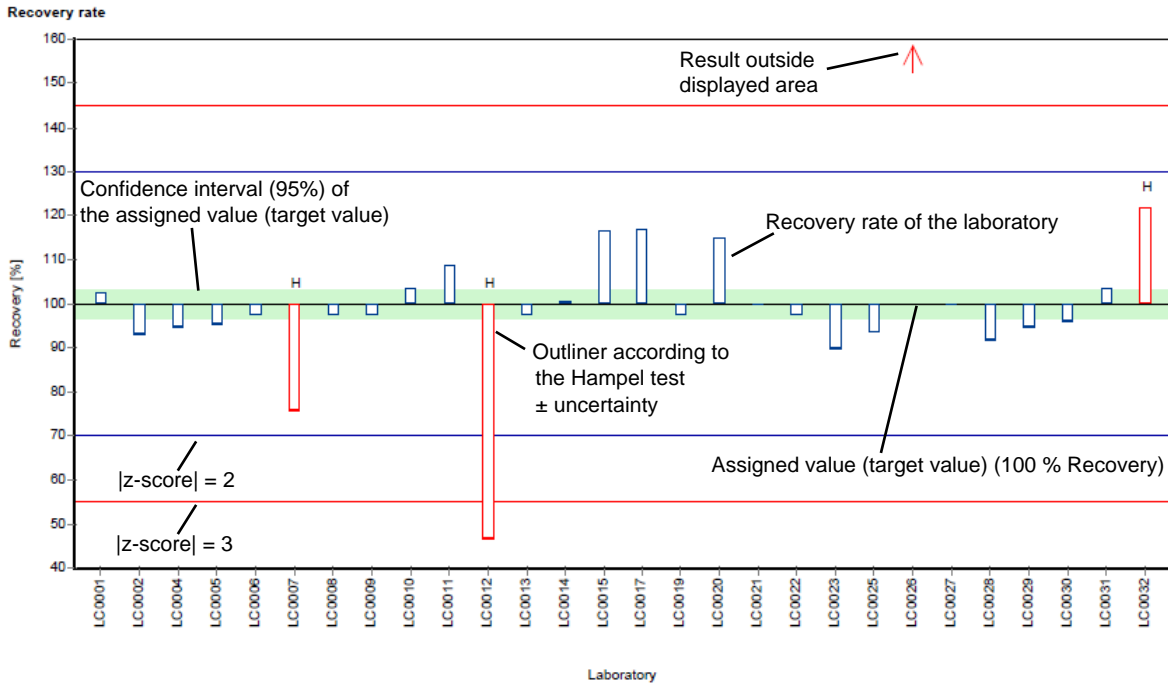
The graphic representation in the report is explained below by means of commented example diagrams:

Example chart: Results



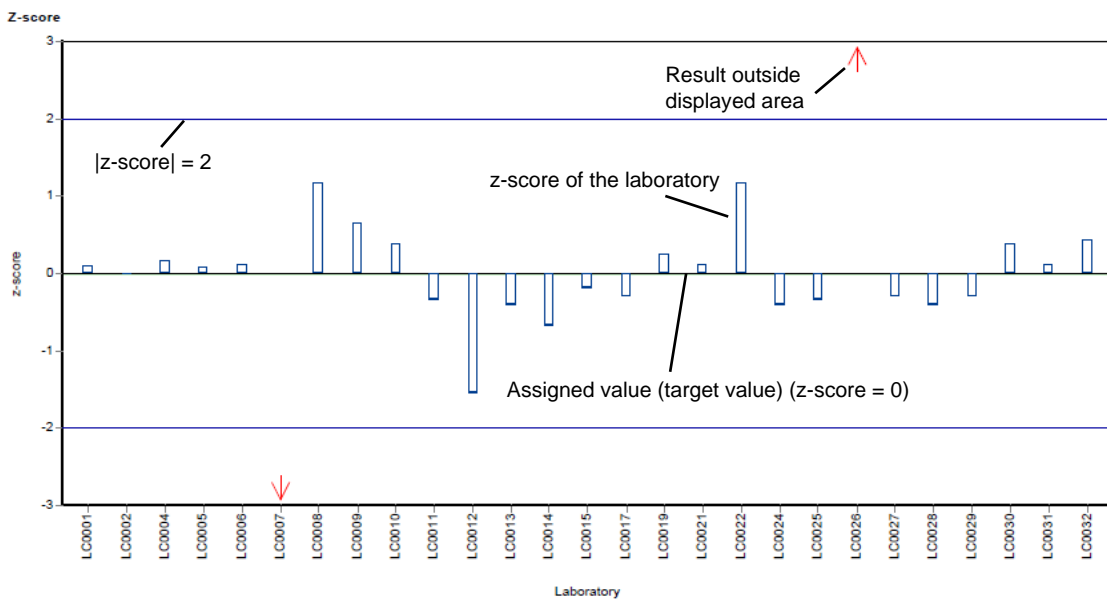
Different analysis methods are represented with different colors.

Example chart: Recovery



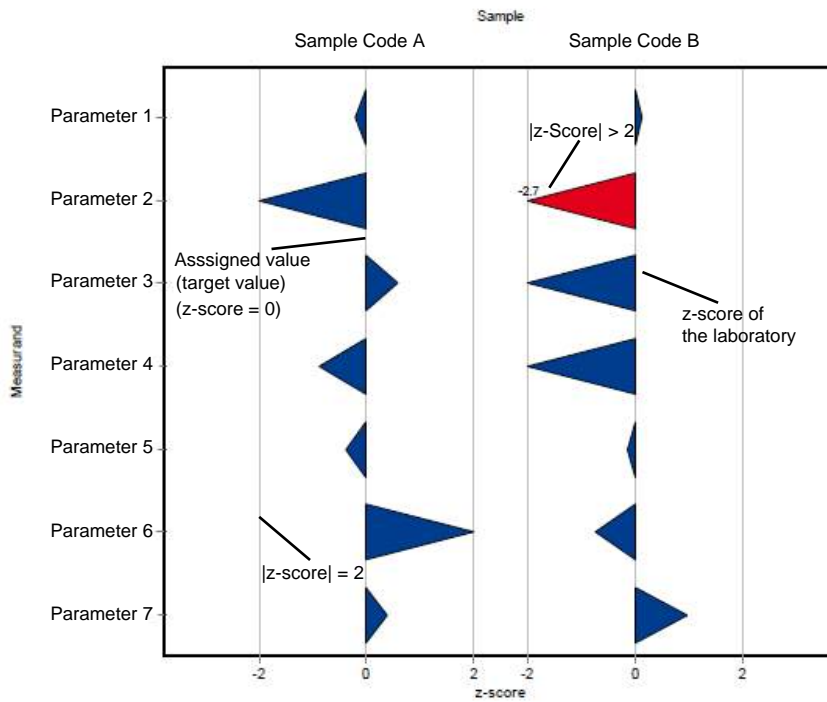
Different analysis methods are represented with different colors.

Example chart: z-score

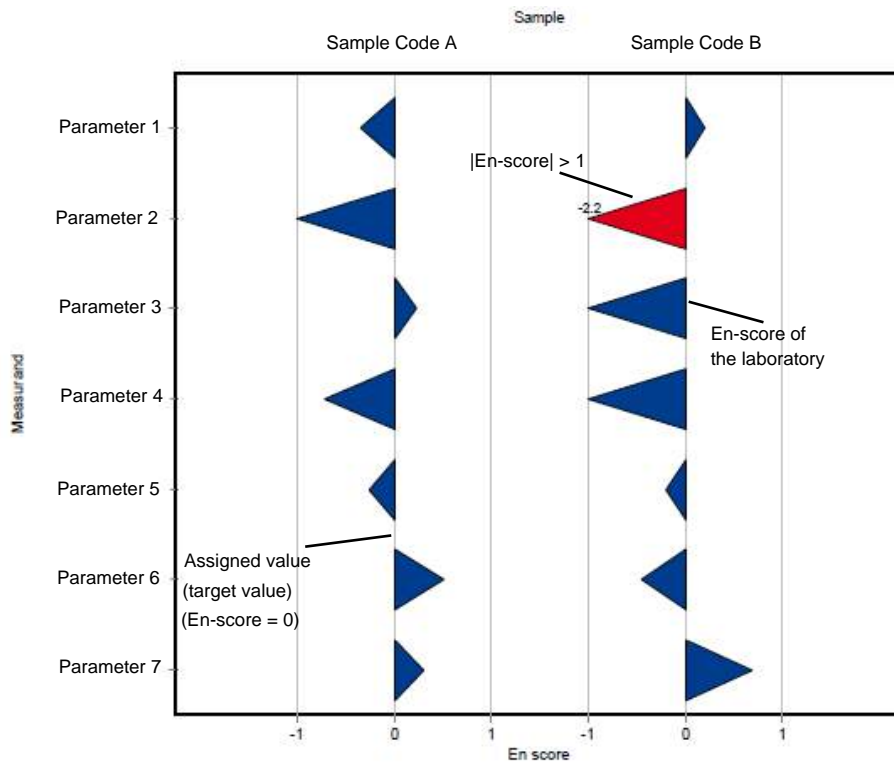


Different analysis methods are represented with different colors.

Example chart: z-score (laboratory oriented report)



Example chart: En-score (laboratory oriented report)



E6. Summary

E6.1. Table of assigned values

Parameter	Sample	Unit	Assigned value ±	U (k=2)	Criterion	Criterion [%]
2,4,5-Trichlorophenoxyacetic acid	H113 A	µg/l	0.579 ±	0.0539	0.104	18
	H113 B	µg/l	0.922 ±	0.0983	0.166	18
2,4-D (2,4-Dichlorphenoxyaceticacid)	H113 A	µg/l	0.221 ±	0.0163	0.031	14
	H113 B	µg/l	0.589 ±	0.0333	0.0824	14
Alachlor	H113 A	µg/l	0.379 ±	0.0178	0.0455	12
	H113 B	µg/l	0.72 ±	0.0559	0.0864	12
Alachlor-t-acid (Alachlor-OA)	H113 A	µg/l	0.155 ±	0.0123	0.0232	15
	H113 B	µg/l	0.744 ±	0.0777	0.112	15
Alachlor-t-sulfonic acid (Alachlor-ESA)	H113 A	µg/l	0.406 ±	0.0301	0.0528	13
	H113 B	µg/l	0.39 ±	0.0361	0.0507	13
AMPA	H113 A	µg/l	0.303 ±	0.0248	0.0394	13
	H113 B	µg/l	0.298 ±	0.0135	0.0388	13
Bentazone	H113 A	µg/l	0.463 ±	0.0225	0.0695	15
	H113 B	µg/l	0.483 ±	0.0234	0.0724	15
Chlorothalonil Metabolite R611965 (3-carbamyl-2,4,5-trichlorobenzoic acid)**	H113 A	µg/l	0.291 ±	0.0382	0.0495	17
	H113 B	µg/l	0.305 ±	0.0342	0.0457	15
Chlorothalonil sulfonic acid (Chlorothalonil-ESA)**	H113 A	µg/l	0.678 ±	0.136	0.183	27
	H113 B	µg/l	0.333 ±	0.0423	0.0567	17
Dicamba	H113 A	µg/l	0.635 ±	0.0644	0.127	20
	H113 B	µg/l	0.235 ±	0.00669	0.0469	20
Dichlorprop	H113 A	µg/l	0.741 ±	0.041	0.0889	12
	H113 B	µg/l	0.36 ±	0.0208	0.0432	12
Dimethachlor Metabolite - CGA 369873 **	H113 A	µg/l	- ±	-	-	-
	H113 B	µg/l	0.369 ±	0.0435	0.0776	21
Glufosinate*	H113 A	µg/l	0.189 ±	0.0174	0.0643	34
	H113 B	µg/l	- ±	-	-	-
Glyphosate***	H113 A	µg/l	- ±	-	-	-
	H113 B	µg/l	0.739 ±	0.0169	0.148	20
MCPP (Mecoprop)	H113 A	µg/l	0.146 ±	0.00838	0.019	13
	H113 B	µg/l	0.138 ±	0.00484	0.018	13
Metazachlor	H113 A	µg/l	0.199 ±	0.0091	0.0239	12
	H113 B	µg/l	0.439 ±	0.0168	0.0527	12
Metazachlor ethane sulfonic acid (Metazachlor-ESA)	H113 A	µg/l	0.132 ±	0.011	0.025	19
	H113 B	µg/l	0.291 ±	0.0291	0.0553	19
Metazachlor oxanilic acid (Metazachlor-OA)	H113 A	µg/l	0.49 ±	0.0451	0.103	21
	H113 B	µg/l	0.232 ±	0.039	0.0486	21
Metolachlor	H113 A	µg/l	0.283 ±	0.0196	0.0424	15
	H113 B	µg/l	0.814 ±	0.0297	0.122	15
s-Metolachlor ethanesulfonic acid (Metolachlor-ESA)	H113 A	µg/l	0.694 ±	0.134	0.139	20
	H113 B	µg/l	0.196 ±	0.0331	0.0391	20

Parameter	Sample	Unit	Assigned value ±	U (k=2)	Criterion	Criterion [%]
s-Metolachlor oxanilic acid (Metolachlor-OA)	H113 A	µg/l	0.276 ±	0.0326	0.0386	14
	H113 B	µg/l	0.642 ±	0.131	0.0898	14
Chlorothalonil-4-hydroxy**	H113 A	µg/l	- ±	-	-	-
	H113 B	µg/l	- ±	-	-	-
Chlorothalonil Metabolite R471811**	H113 A	µg/l	0.135 ±	0.0209	0.0311	23
	H113 B	µg/l	0.739 ±	0.0459	0.065	8.8
Chlorothalonil Metabolite R611968**	H113 A	µg/l	- ±	-	-	-
	H113 B	µg/l	- ±	-	-	-
Chlorothalonil Metabolite SYN507900**	H113 A	µg/l	- ±	-	-	-
	H113 B	µg/l	- ±	-	-	-
Chlorothalonil Metabolite SYN548580**	H113 A	µg/l	- ±	-	-	-
	H113 B	µg/l	- ±	-	-	-
Chlorothalonil Metabolite SYN548581**	H113 A	µg/l	- ±	-	-	-
	H113 B	µg/l	- ±	-	-	-

* For the following substances, the calculated mean values MV+/- U(k=2) based on the data of the accredited laboratories (n) are listed for information.

These can be used for comparison as part of your internal QA measures:

Dimethachlor Metabolite CGA 369873:

H113 A:(n=5) 0.848 +/- 0.042 µg/l U(k=2)

Glufosinate:

H113 B:(n=4) 0.301 +/- 0.066 µg/l U(k=2)

Chlorothalonil-4-hydroxy:

H113 A:(n=5) 0.236 +/- 0.032 µg/l U(k=2)

H113 B:(n=5) 0.554 +/- 0.045 µg/l U(k=2)

Chlorothalonil Metabolite R611968:

H113 A:(n=3) 0.660 +/- 0.038 µg/l U(k=2)

H113 B:(n=3) 0.292 +/- 0.0278 µg/l U(k=2)

Chlorothalonil Metabolite SYN507900:

H113 A:(n=5) 0.103 +/- 0.0172 µg/l U(k=2)

H113 B:(n=5) 0.178 +/- 0.0153 µg/l U(k=2)

Chlorothalonil Metabolite SYN548580:

H113 A:(n=2) 0.365 +/- 0.0930 µg/l U(k=2)

H113 B:(n=2) 0.413 +/- 0.169 µg/l U(k=2)

Chlorothalonil Metabolite SYN548581:

H113 A:(n=3) 0.402 +/- 0.102 µg/l U(k=2)

H113 B:(n=3) 0.230 +/- 0.0508 µg/l U(k=2)

** The assessment of the Chlorothalonil metabolites serves only as an informative value, as there is no accreditation for these parameters.

The relative reproducibility standard deviation (vR) was chosen as the criterion for these parameters.

***informative value H113A – Glyphosate <0.03 µg/l (control laboratory)

E6.2. Summary of results, after removal of outliers

Parameter	Sample	Number of results for calculation	Number of outliers	Unit	Mean	± CI (99%)	Minimum	Maximum	sR	vR [%]
2,4,5-Trichlorophenoxyacetic acid	H113 A	10	0	µg/l	0.579	± 0.0809	0.419	0.712	0.0852	15
	H113 B	9	1	µg/l	0.922	± 0.148	0.662	1.09	0.148	16
2,4-D (2,4-Dichlorphenoxyacetic acid)	H113 A	17	0	µg/l	0.221	± 0.0245	0.142	0.286	0.0336	15
	H113 B	17	0	µg/l	0.589	± 0.05	0.456	0.708	0.0687	12
Alachlor	H113 A	10	0	µg/l	0.379	± 0.0267	0.326	0.42	0.0281	7.4
	H113 B	9	1	µg/l	0.72	± 0.0838	0.537	0.83	0.0838	12
Alachlor-t-acid (Alachlor-OA)	H113 A	7	0	µg/l	0.155	± 0.0184	0.133	0.174	0.0162	10
	H113 B	7	0	µg/l	0.744	± 0.117	0.538	0.843	0.103	14
Alachlor-t-sulfonic acid (Alachlor-ESA)	H113 A	8	0	µg/l	0.406	± 0.0451	0.329	0.453	0.0425	10
	H113 B	8	0	µg/l	0.39	± 0.0542	0.309	0.454	0.0511	13
AMPA	H113 A	12	1	µg/l	0.304	± 0.0313	0.237	0.361	0.0361	12
	H113 B	16	1	µg/l	0.298	± 0.0202	0.258	0.352	0.0269	9
Bentazone	H113 A	19	0	µg/l	0.463	± 0.0338	0.381	0.538	0.0491	11
	H113 B	18	1	µg/l	0.483	± 0.035	0.38	0.575	0.0495	10
Chlorothalonil Metabolite R611965 (3-carbamyl-2,4,5-trichlorobenzoic acid)**	H113 A	7	0	µg/l	0.291	± 0.0573	0.211	0.355	0.0505	17
	H113 B	7	0	µg/l	0.305	± 0.0513	0.238	0.38	0.0452	15
Chlorothalonil sulfonic acid (Chlorothalonil-ESA)**	H113 A	7	0	µg/l	0.678	± 0.204	0.398	0.888	0.18	27
	H113 B	7	0	µg/l	0.333	± 0.0635	0.257	0.401	0.056	17
	H113 A	8	1	µg/l	0.635	± 0.0966	0.471	0.761	0.0911	14
Dicamba	H113 A	8	1	µg/l	0.635	± 0.0966	0.471	0.761	0.0911	14
	H113 B	6	3	µg/l	0.235	± 0.01	0.224	0.244	0.00819	3.5
Dichlorprop	H113 A	16	0	µg/l	0.741	± 0.0615	0.527	0.876	0.082	11
	H113 B	16	0	µg/l	0.36	± 0.0312	0.282	0.433	0.0416	12
Dimethachlor Metabolite - CGA 369873**	H113 A	5	2	µg/l	-	± -	0.782	0.912	-	-
	H113 B	7	0	µg/l	0.349	± 0.0829	0.225	0.46	0.0731	21
Glufosinate	H113 A	9	0	µg/l	0.189	± 0.0261	0.152	0.229	0.0261	14
	H113 B	9	0	µg/l	-	± -	0.182	0.396	-	-
Glyphosate	H113 A	0	0	µg/l	-	± -	-	-	-	-
	H113 B	14	3	µg/l	0.739	± 0.0253	0.675	0.804	0.0316	4.3
MCPP (Mecoprop)	H113 A	17	2	µg/l	0.146	± 0.0126	0.114	0.187	0.0173	12
	H113 B	17	2	µg/l	0.138	± 0.00726	0.12	0.155	0.00998	7.2

Parameter	Sample	Number of results for calculation	Number of outliers	Unit	Mean	± CI (99%)	Minimum	Maximum	sR	vR [%]
Metazachlor	H113 A	13	1	µg/l	0.199	± 0.0136	0.164	0.225	0.0164	8.2
	H113 B	13	1	µg/l	0.439	± 0.0252	0.378	0.508	0.0302	6.9
Metazachlor ethane sulfonic acid (Metazachlor-ESA)	H113 A	9	1	µg/l	0.132	± 0.0166	0.098	0.149	0.0166	13
	H113 B	10	0	µg/l	0.291	± 0.0437	0.222	0.364	0.0461	16
Metazachlor oxanilic acid (Metazachlor-OA)	H113 A	9	1	µg/l	0.49	± 0.0677	0.403	0.611	0.0677	14
	H113 B	10	0	µg/l	0.232	± 0.0584	0.149	0.367	0.0616	27
Metolachlor	H113 A	13	1	µg/l	0.283	± 0.0294	0.196	0.324	0.0353	12
	H113 B	12	2	µg/l	0.814	± 0.0446	0.757	0.927	0.0515	6.3
s-Metolachlor ethanesulfonic acid (Metolachlor-ESA)	H113 A	12	0	µg/l	0.694	± 0.201	0.312	1.06	0.232	33
	H113 B	9	2	µg/l	0.196	± 0.0496	0.104	0.268	0.0496	25
s-Metolachlor oxanilic acid (Metolachlor-OA)	H113 A	10	1	µg/l	0.276	± 0.0489	0.2	0.391	0.0516	19
	H113 B	10	0	µg/l	0.642	± 0.197	0.245	1.02	0.208	32
Chlorothalonil-4-hydroxy**	H113 A	6	0	µg/l	-	± -	0.19	0.288	-	-
	H113 B	6	0	µg/l	-	± -	0.466	0.613	-	-
Chlorothalonil Metabolite R471811**	H113 A	9	0	µg/l	0.135	± 0.0313	0.0721	0.167	0.0313	23
	H113 B	8	1	µg/l	0.739	± 0.0689	0.678	0.857	0.0649	8.8
Chlorothalonil Metabolite R611968**	H113 A	3	0	µg/l	-	± -	0.623	0.685	-	-
	H113 B	3	0	µg/l	-	± -	0.267	0.315	-	-
Chlorothalonil Metabolite SYN507900**	H113 A	5	0	µg/l	-	± -	0.083	0.134	-	-
	H113 B	5	0	µg/l	-	± -	0.16	0.203	-	-
Chlorothalonil Metabolite SYN548580**	H113 A	2	0	µg/l	-	± -	0.318	0.411	-	-
	H113 B	2	0	µg/l	-	± -	0.328	0.497	-	-
Chlorothalonil Metabolite SYN548581**	H113 A	3	0	µg/l	-	± -	0.313	0.49	-	-
	H113 B	3	0	µg/l	-	± -	0.187	0.275	-	-

E7. Parameterorientierte Auswertung / Parameter oriented report

2,4,5-Trichlorophenoxyacetic acid	39
2,4-D (2,4-Dichlorphenoxyaceticacid)	47
Alachlor	55
Alachlor-t-acid (Alachlor-OA)	63
Alachlor-t-sulfonic acid (Alachlor-ESA)	71
AMPA	79
Bentazone	87
Chlorothalonil Metabolite R611965 (3-carbamyl-2,4,5- trichlorobenzoic acid).....	95
Chlorothalonil Metabolite sulfonic acid (Chlorothalonil-ESA).....	103
Dicamba	111
Dichlorprop	119
Dimethachlor Metabolite – CGA 369873.....	127
Glufosinate	133
Glyphosate	139
MCPP (Mecoprop).....	145
Metazachlor.....	153
Metazachlor ethane sulfonic acid (Metazachlor-ESA).....	161
Metazachlor oxanilic acid (Metazachlor-OA).....	169
Metolachlor.....	177
s-Metolachlor ethanesulfonic acid (Metolachlor-ESA).....	185
s-Metolachlor oxanilic acid (Metolachlor-OA).....	193
Chlorothalonil-4-hydroxy.....	201
Chlorothalonil Metabolite R471811	205
Chlorothalonil Metabolite R611968.....	213
Chlorothalonil Metabolite SYN507900	217
Chlorothalonil Metabolite SYN548580	221
Chlorothalonil Metabolite SYN548581	225

Parameter oriented report Pesticides H113

Sample: H113A, Parameter: 2,4,5-Trichlorophenoxyacetic acid

Parameter oriented report

H113 A

2,4,5-Trichlorophenoxyacetic acid

Unit	µg/l
Assigned value ± U (k=2)	0.579 ± 0.0539
Criterion	0.104 (18 %)
Minimum - Maximum	0.419 - 0.712
Control test value ± U (k=2)	0.6320 ± 0.0948

Labcode	Result	± U	Recovery [%]	z-score	Comments
LC0001	0.575	0.173	99.3	-0.04	
LC0002	0.4185	0.042	72.2	-1.54	
LC0003	0.656	0.16	113	0.74	
LC0004	-	-	-	-	
LC0005	-	-	-	-	
LC0006	0.712	0.0858	123	1.27	
LC0007	-	-	-	-	
LC0008	-	-	-	-	
LC0009	-	-	-	-	
LC0010	0.524	0.262	90.5	-0.53	
LC0011	0.503	0.01	86.8	-0.73	
LC0012	-	-	-	-	
LC0013	0.649	0.097	112	0.67	
LC0014	-	-	-	-	
LC0015	-	-	-	-	
LC0016	-	-	-	-	
LC0017	-	-	-	-	
LC0018	-	-	-	-	
LC0019	-	-	-	-	
LC0020	0.585	0.257	101	0.06	
LC0021	0.618	0.119	107	0.37	
LC0022	0.552	0.0691	95.3	-0.26	
LC0023	-	-	-	-	
LC0024	-	-	-	-	

Characteristics of parameter

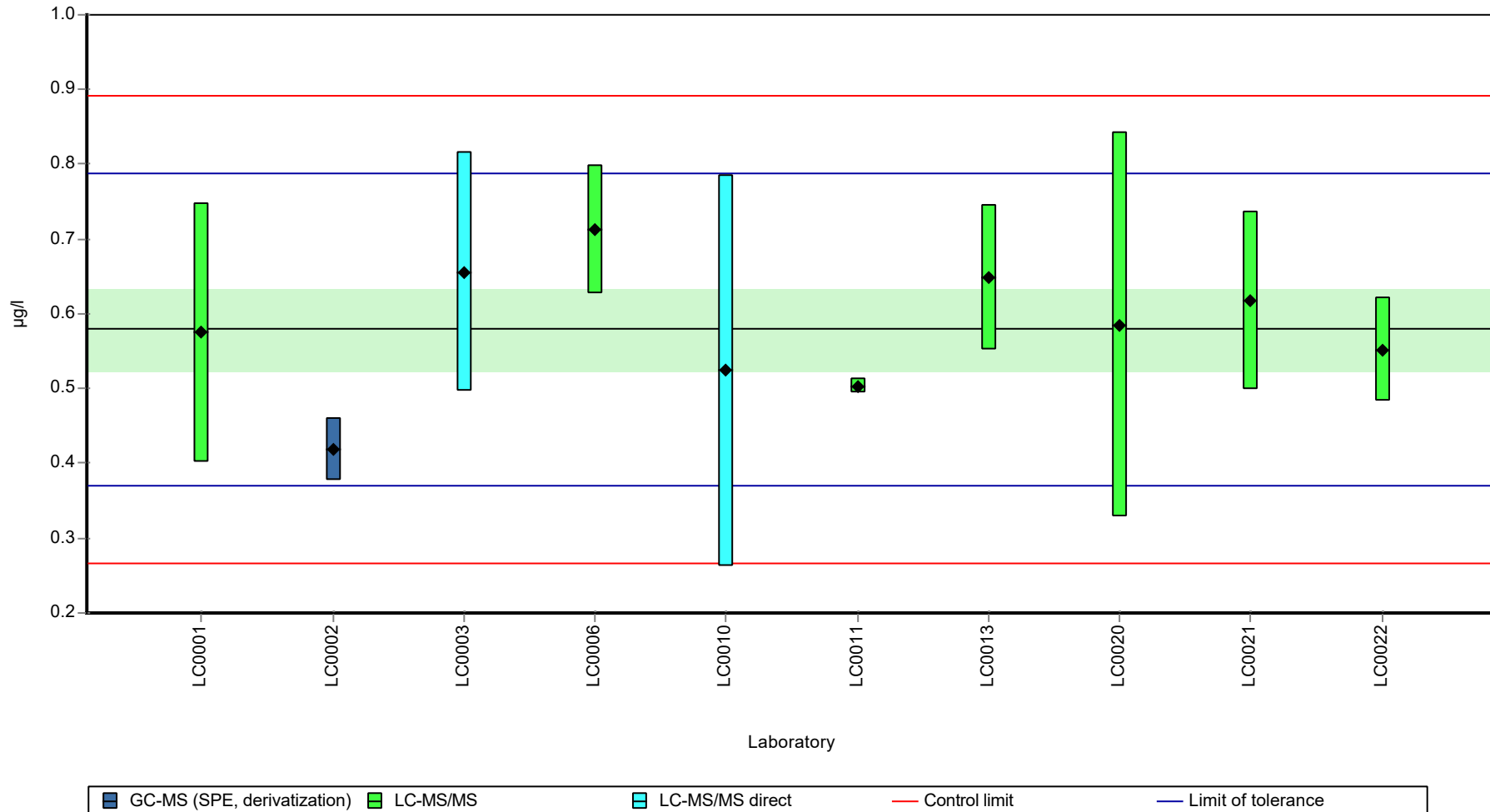
	all results	without outliers	Unit
Mean ± CI (99%)	0.579 ± 0.0809	0.579 ± 0.0809	µg/l
Minimum	0.419	0.419	µg/l
Maximum	0.712	0.712	µg/l
Standard deviation	0.0852	0.0852	µg/l
rel. standard deviation	14.7	14.7	%
n	10	10	-

Parameter oriented report Pesticides H113

Sample: H113A, Parameter: 2,4,5-Trichlorophenoxyacetic acid

Graphical presentation of results

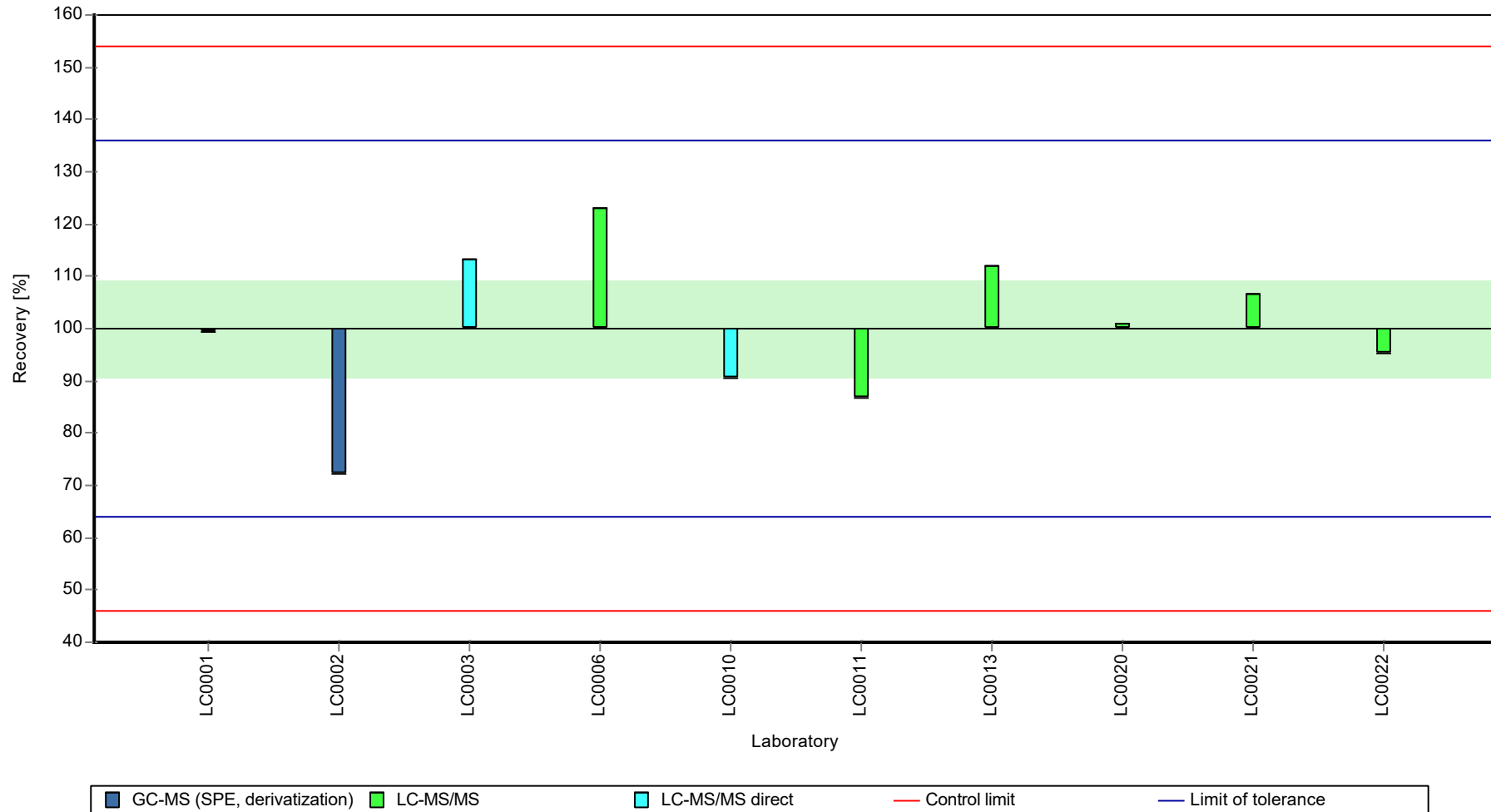
Results



Parameter oriented report Pesticides H113

Sample: H113A, Parameter: 2,4,5-Trichlorophenoxyacetic acid

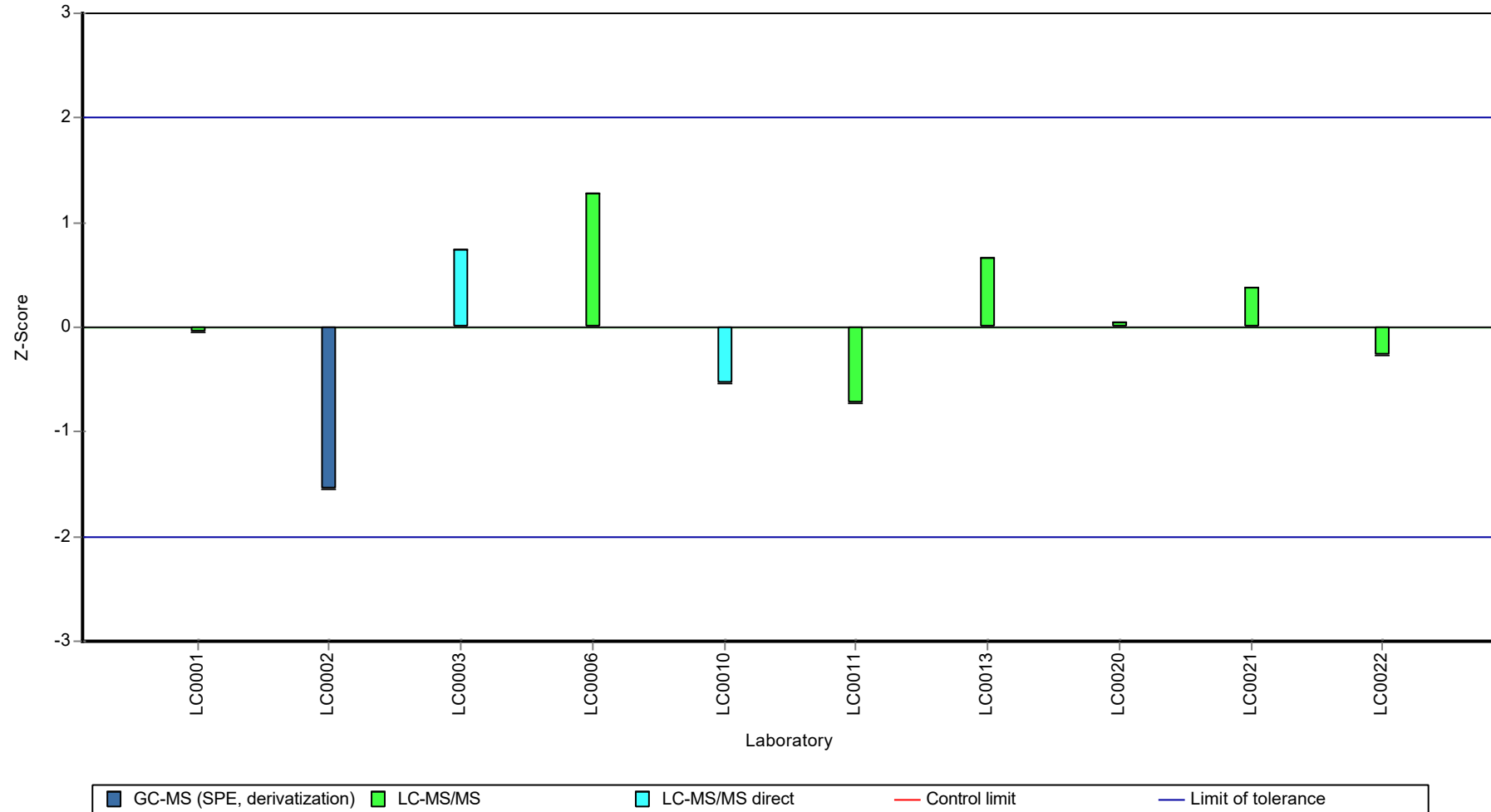
Recovery rate



Parameter oriented report Pesticides H113

Sample: H113A, Parameter: 2,4,5-Trichlorophenoxyacetic acid

Z-score



Parameter oriented report Pesticides H113

Sample: H113B, Parameter: 2,4,5-Trichlorophenoxyacetic acid

Parameter oriented report

H113 B

2,4,5-Trichlorophenoxyacetic acid

Unit	µg/l
Assigned value ± U (k=2)	0.922 ± 0.0983
Criterion	0.166 (18 %)
Minimum - Maximum	0.662 - 1.09
Control test value ± U (k=2)	0.9890 ± 0.148

Labcode	Result	± U	Recovery [%]	z-score	Comments
LC0001	0.838	0.251	90.8	-0.51	
LC0002	0.1901	0.042	20.6	-4.41	H
LC0003	0.992	0.24	108	0.42	
LC0004	-	-	-	-	
LC0005	-	-	-	-	
LC0006	1.09	0.1311	118	1.01	
LC0007	-	-	-	-	
LC0008	-	-	-	-	
LC0009	-	-	-	-	
LC0010	0.662	0.331	71.8	-1.57	
LC0011	0.793	0.013	86	-0.78	
LC0012	-	-	-	-	
LC0013	1.082	0.162	117	0.96	
LC0014	-	-	-	-	
LC0015	-	-	-	-	
LC0016	-	-	-	-	
LC0017	-	-	-	-	
LC0018	-	-	-	-	
LC0019	-	-	-	-	
LC0020	0.958	0.422	104	0.21	
LC0021	1.048	0.203	114	0.76	
LC0022	0.839	0.105	91	-0.5	
LC0023	-	-	-	-	
LC0024	-	-	-	-	

Characteristics of parameter

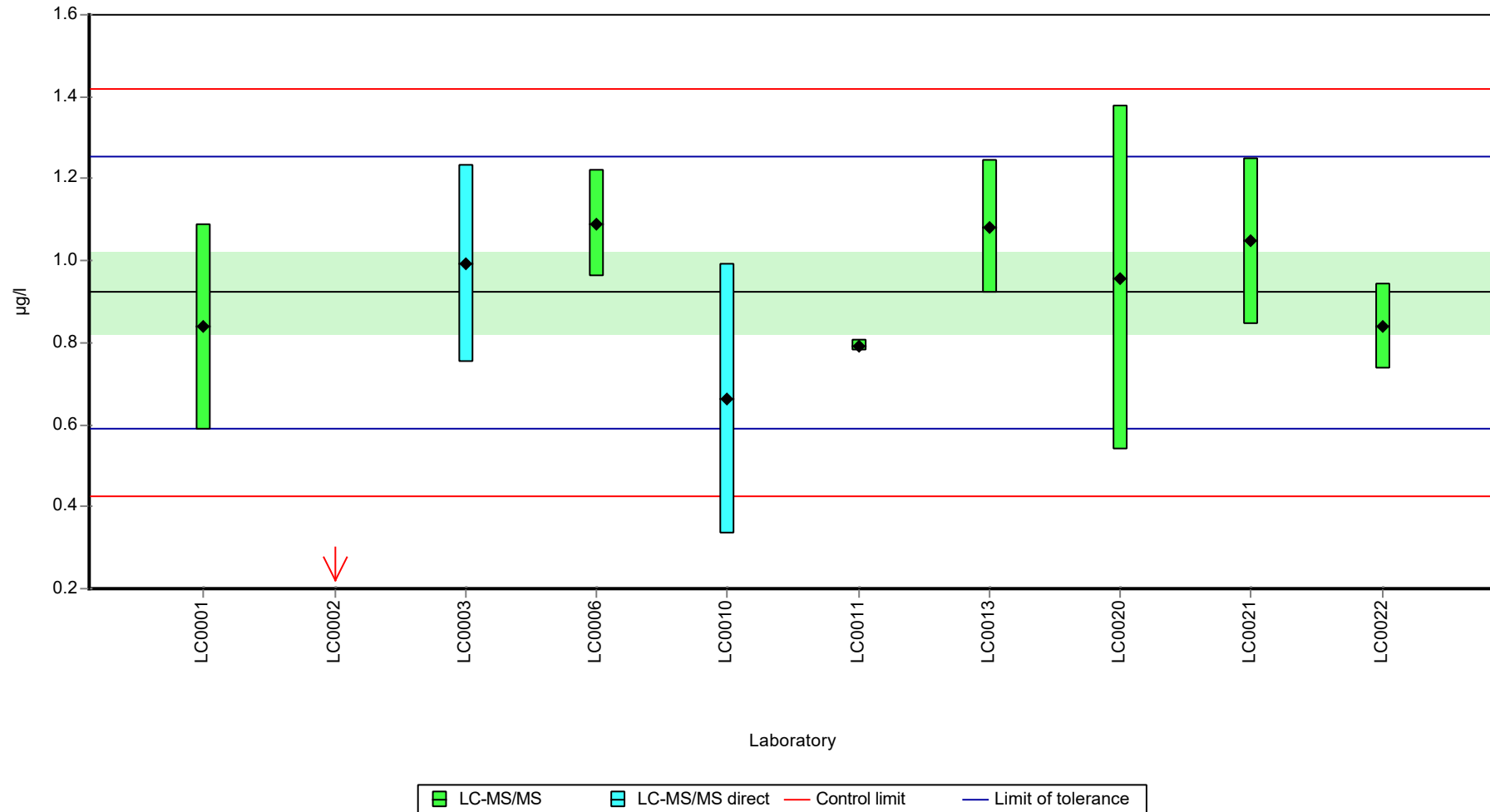
	all results	without outliers	Unit
Mean ± CI (99%)	0.849 ± 0.256	0.922 ± 0.148	µg/l
Minimum	0.19	0.662	µg/l
Maximum	1.09	1.09	µg/l
Standard deviation	0.27	0.148	µg/l
rel. standard deviation	31.8	16	%
n	10	9	-

Parameter oriented report Pesticides H113

Sample: H113B, Parameter: 2,4,5-Trichlorophenoxyacetic acid

Graphical presentation of results

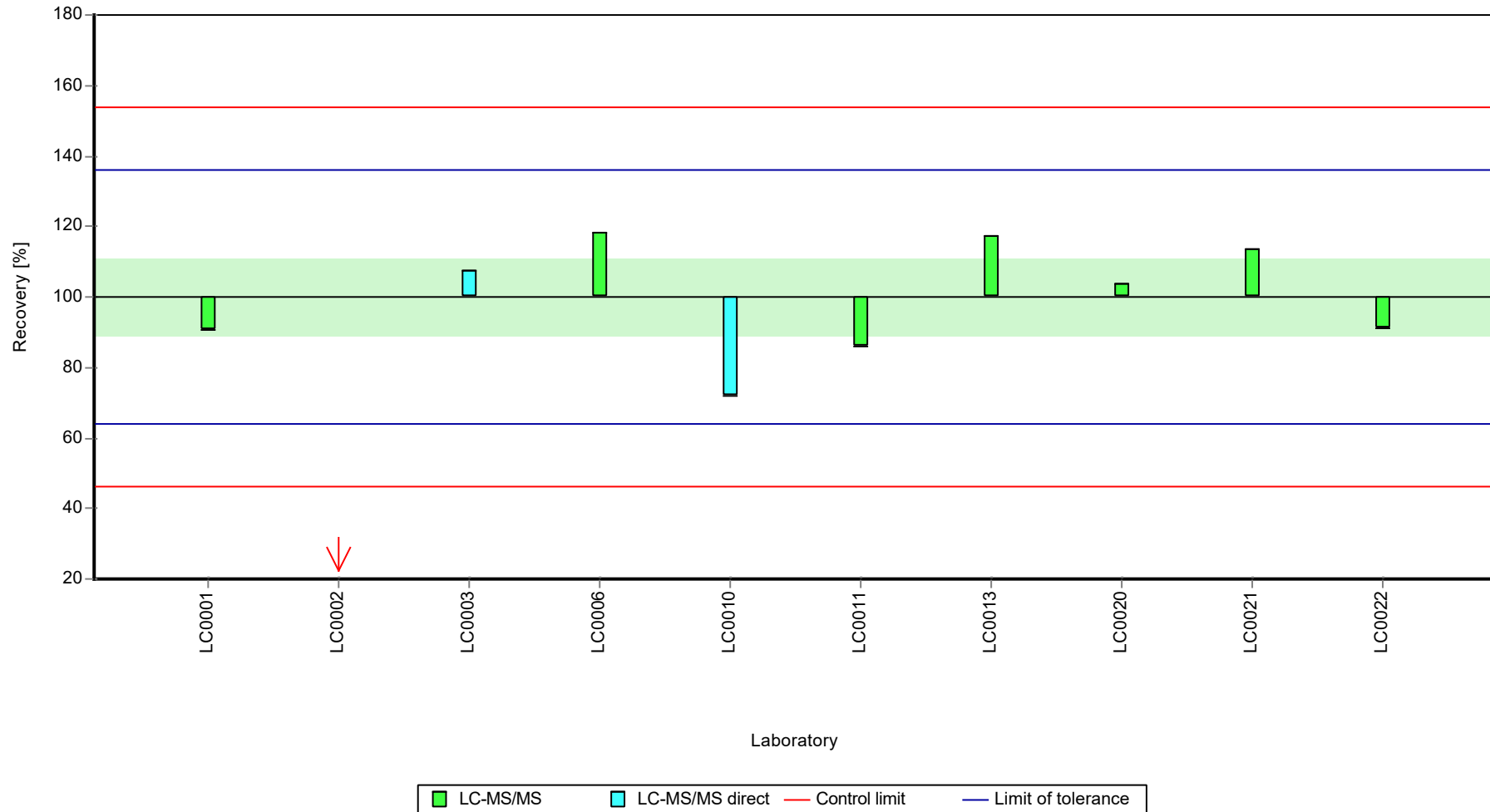
Results



Parameter oriented report Pesticides H113

Sample: H113B, Parameter: 2,4,5-Trichlorophenoxyacetic acid

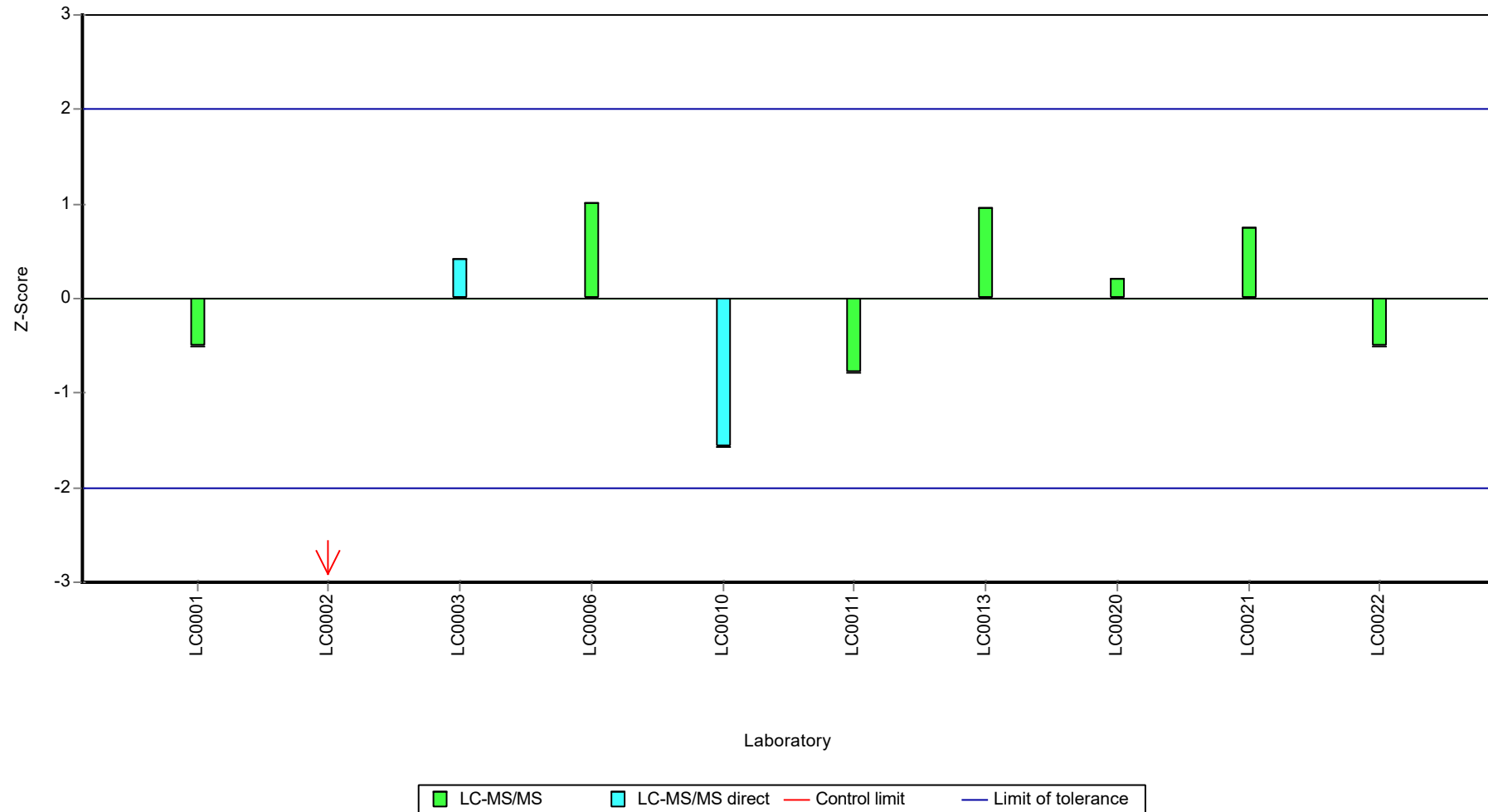
Recovery rate



Parameter oriented report Pesticides H113

Sample: H113B, Parameter: 2,4,5-Trichlorophenoxyacetic acid

Z-score



Parameter oriented report Pesticides H113

Sample: H113A, Parameter: 2,4-D (2,4-Dichlorphenoxyaceticacid)

Parameter oriented report

H113 A

2,4-D (2,4-Dichlorphenoxyaceticacid)

Unit	µg/l
Assigned value ± U (k=2)	0.221 ± 0.0163
Criterion	0.031 (14 %)
Minimum - Maximum	0.142 - 0.286
Control test value ± U (k=2)	0.2370 ± 0.0355

Labcode	Result	± U	Recovery [%]	z-score	Comments
LC0001	0.204	0.051	92.2	-0.56	
LC0002	-	-	-	-	
LC0003	0.236	0.072	107	0.48	
LC0004	0.286	0.071	129	2.09	
LC0005	0.244	0.103	110	0.74	
LC0006	0.249	0.0329	113	0.9	
LC0007	0.207	0.052	93.6	-0.46	
LC0008	-	-	-	-	
LC0009	-	-	-	-	
LC0010	0.235	0.118	106	0.45	
LC0011	0.171	0.006	77.3	-1.62	
LC0012	0.232	0.084	105	0.35	
LC0013	0.227	0.034	103	0.19	
LC0014	-	-	-	-	
LC0015	0.198	0.036	89.5	-0.75	
LC0016	0.203	0.066	91.8	-0.59	
LC0017	-	-	-	-	
LC0018	-	-	-	-	
LC0019	0.20789	0.06237	94	-0.43	
LC0020	0.142	0.062	64.2	-2.56	
LC0021	0.261	0.021	118	1.28	
LC0022	0.23	0.0288	104	0.28	
LC0023	0.2278	0.0433	103	0.21	
LC0024	-	-	-	-	

Characteristics of parameter

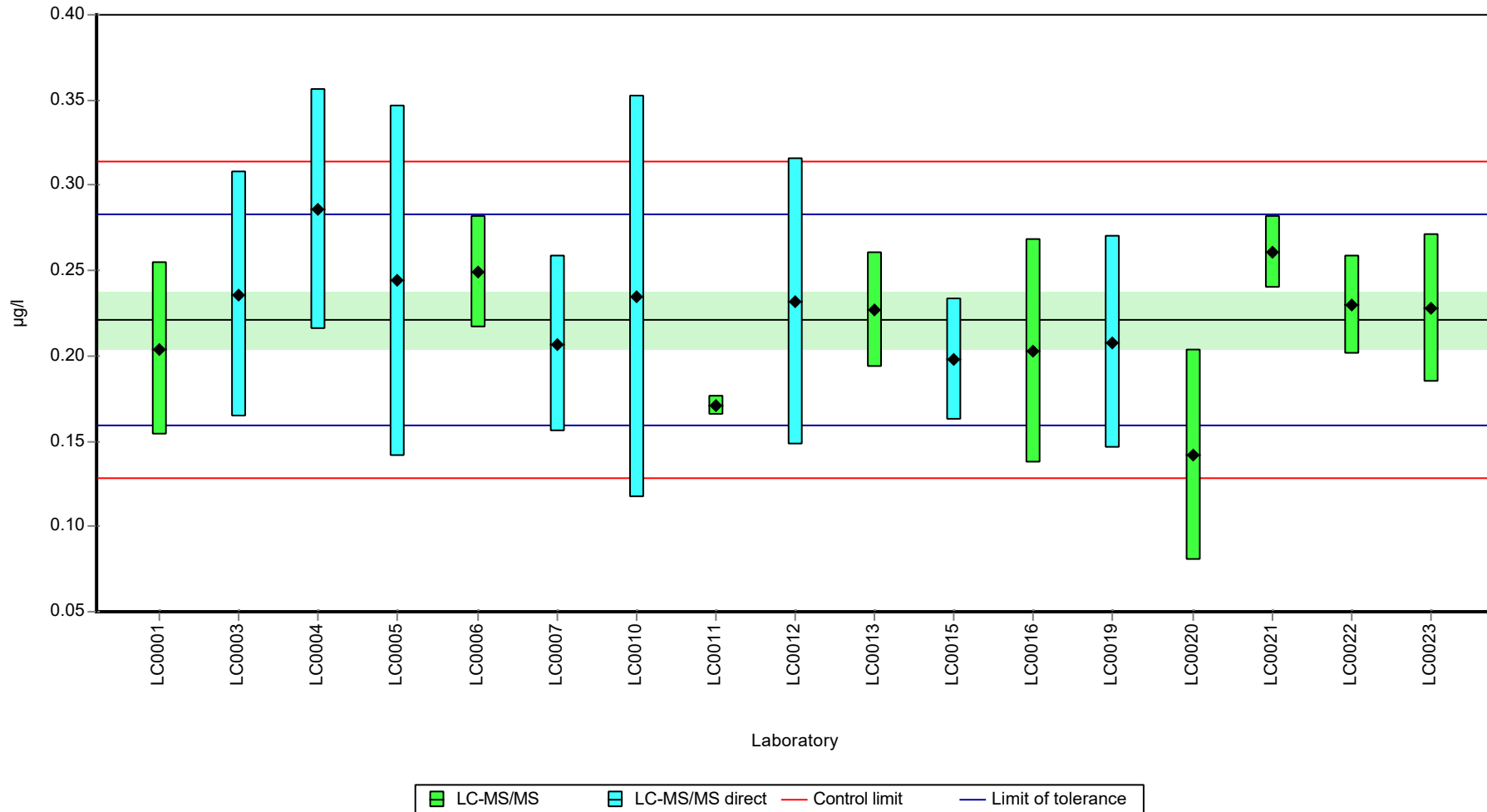
	all results	without outliers	Unit
Mean ± CI (99%)	0.221 ± 0.0245	0.221 ± 0.0245	µg/l
Minimum	0.142	0.142	µg/l
Maximum	0.286	0.286	µg/l
Standard deviation	0.0336	0.0336	µg/l
rel. standard deviation	15.2	15.2	%
n	17	17	-

Parameter oriented report Pesticides H113

Sample: H113A, Parameter: 2,4-D (2,4-Dichlorphenoxyaceticacid)

Graphical presentation of results

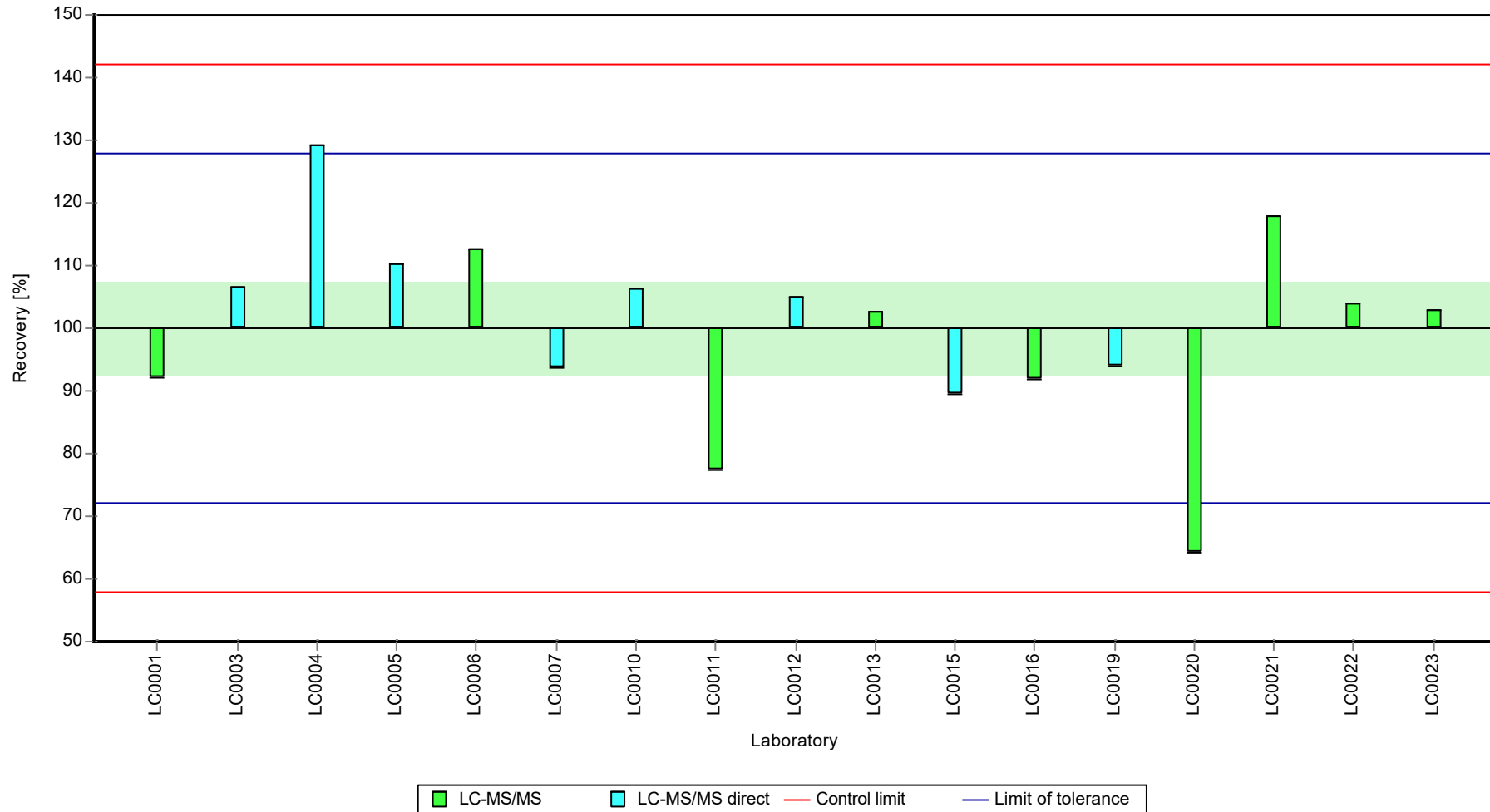
Results



Parameter oriented report Pesticides H113

Sample: H113A, Parameter: 2,4-D (2,4-Dichlorphenoxyaceticacid)

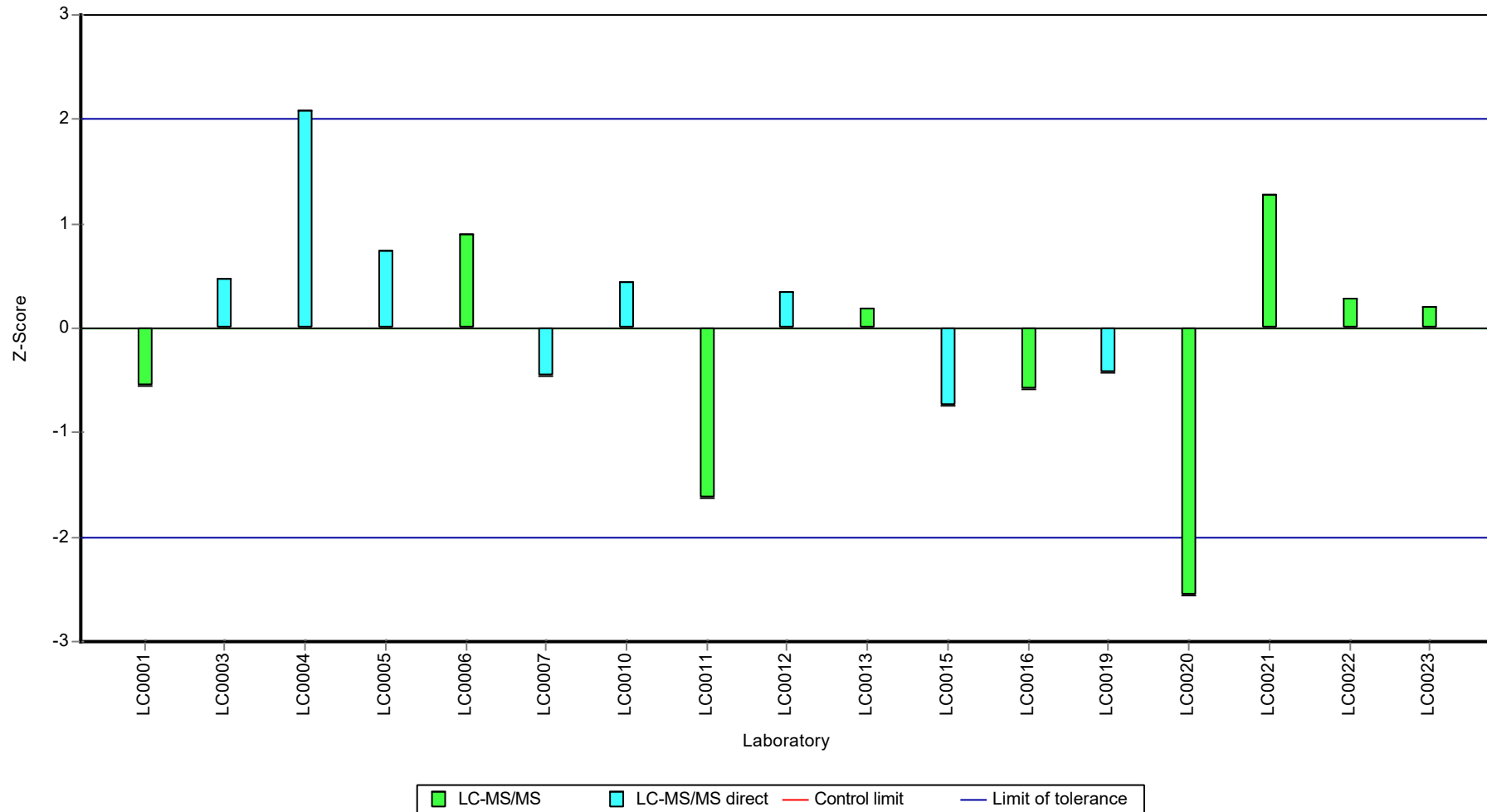
Recovery rate



Parameter oriented report Pesticides H113

Sample: H113A, Parameter: 2,4-D (2,4-Dichlorphenoxyaceticacid)

Z-score



Parameter oriented report Pesticides H113

Sample: H113B, Parameter: 2,4-D (2,4-Dichlorphenoxyaceticacid)

Parameter oriented report

H113 B

2,4-D (2,4-Dichlorphenoxyaceticacid)

Unit	µg/l
Assigned value ± U (k=2)	0.589 ± 0.0333
Criterion	0.0824 (14 %)
Minimum - Maximum	0.456 - 0.708
Control test value ± U (k=2)	0.5990 ± 0.0899

Labcode	Result	± U	Recovery [%]	z-score	Comments
LC0001	0.546	0.137	92.8	-0.52	
LC0002	-	-	-	-	
LC0003	0.644	0.2	109	0.67	
LC0004	0.708	0.177	120	1.45	
LC0005	0.664	0.28	113	0.91	
LC0006	0.648	0.0855	110	0.72	
LC0007	0.562	0.141	95.5	-0.32	
LC0008	-	-	-	-	
LC0009	-	-	-	-	
LC0010	0.456	0.228	77.5	-1.61	
LC0011	0.498	0.01	84.6	-1.1	
LC0012	0.627	0.226	107	0.47	
LC0013	0.581	0.087	98.7	-0.09	
LC0014	-	-	-	-	
LC0015	0.519	0.093	88.2	-0.85	
LC0016	0.546	0.179	92.8	-0.52	
LC0017	-	-	-	-	
LC0018	-	-	-	-	
LC0019	0.55483	0.16645	94.3	-0.41	
LC0020	0.542	0.238	92.1	-0.57	
LC0021	0.67	0.054	114	0.99	
LC0022	0.605	0.0756	103	0.2	
LC0023	0.6362	0.1209	108	0.58	
LC0024	-	-	-	-	

Characteristics of parameter

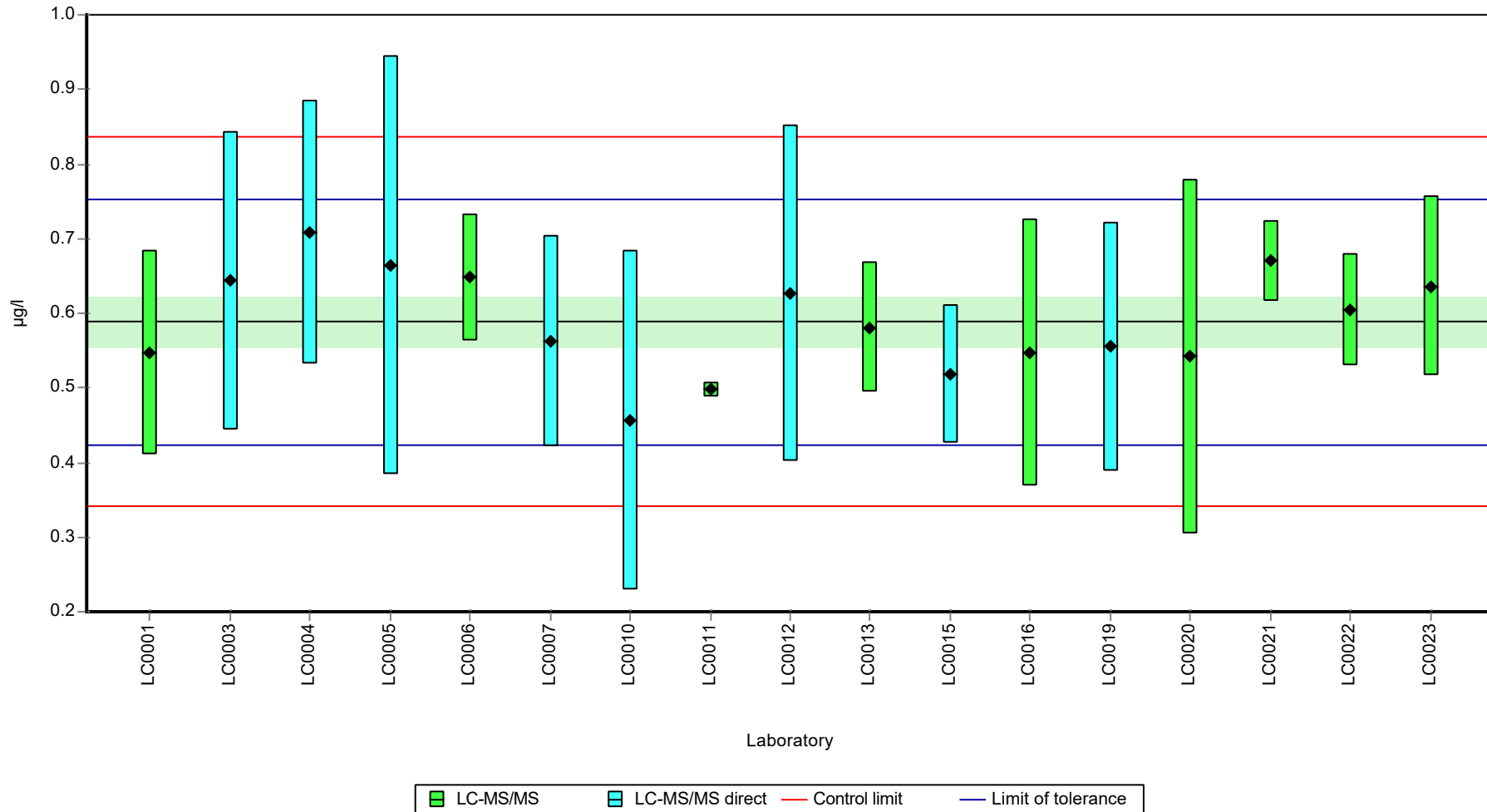
	all results	without outliers	Unit
Mean ± CI (99%)	0.589 ± 0.05	0.589 ± 0.05	µg/l
Minimum	0.456	0.456	µg/l
Maximum	0.708	0.708	µg/l
Standard deviation	0.0687	0.0687	µg/l
rel. standard deviation	11.7	11.7	%
n	17	17	-

Parameter oriented report Pesticides H113

Sample: H113B, Parameter: 2,4-D (2,4-Dichlorphenoxyaceticacid)

Graphical presentation of results

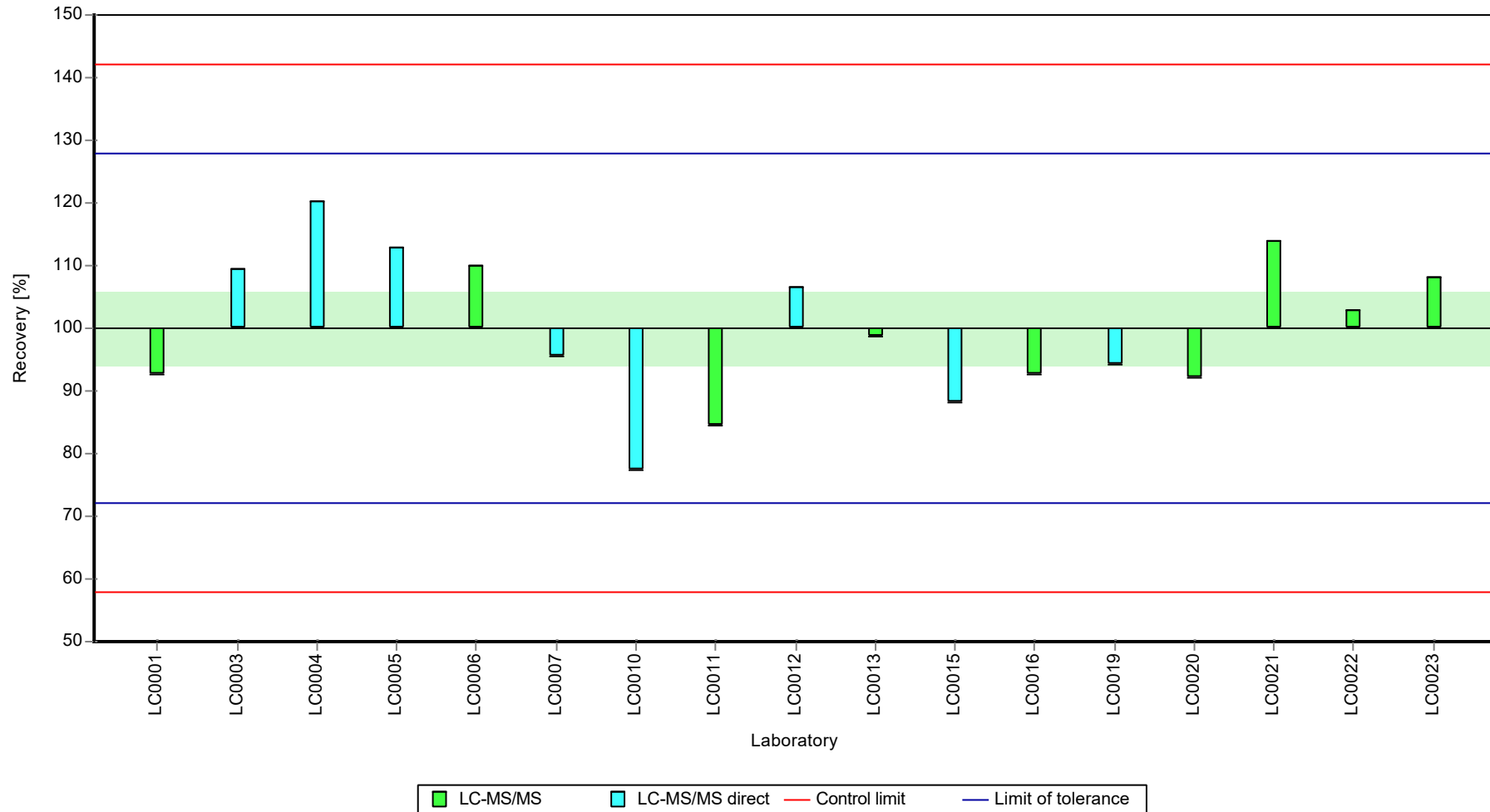
Results



Parameter oriented report Pesticides H113

Sample: H113B, Parameter: 2,4-D (2,4-Dichlorphenoxyaceticacid)

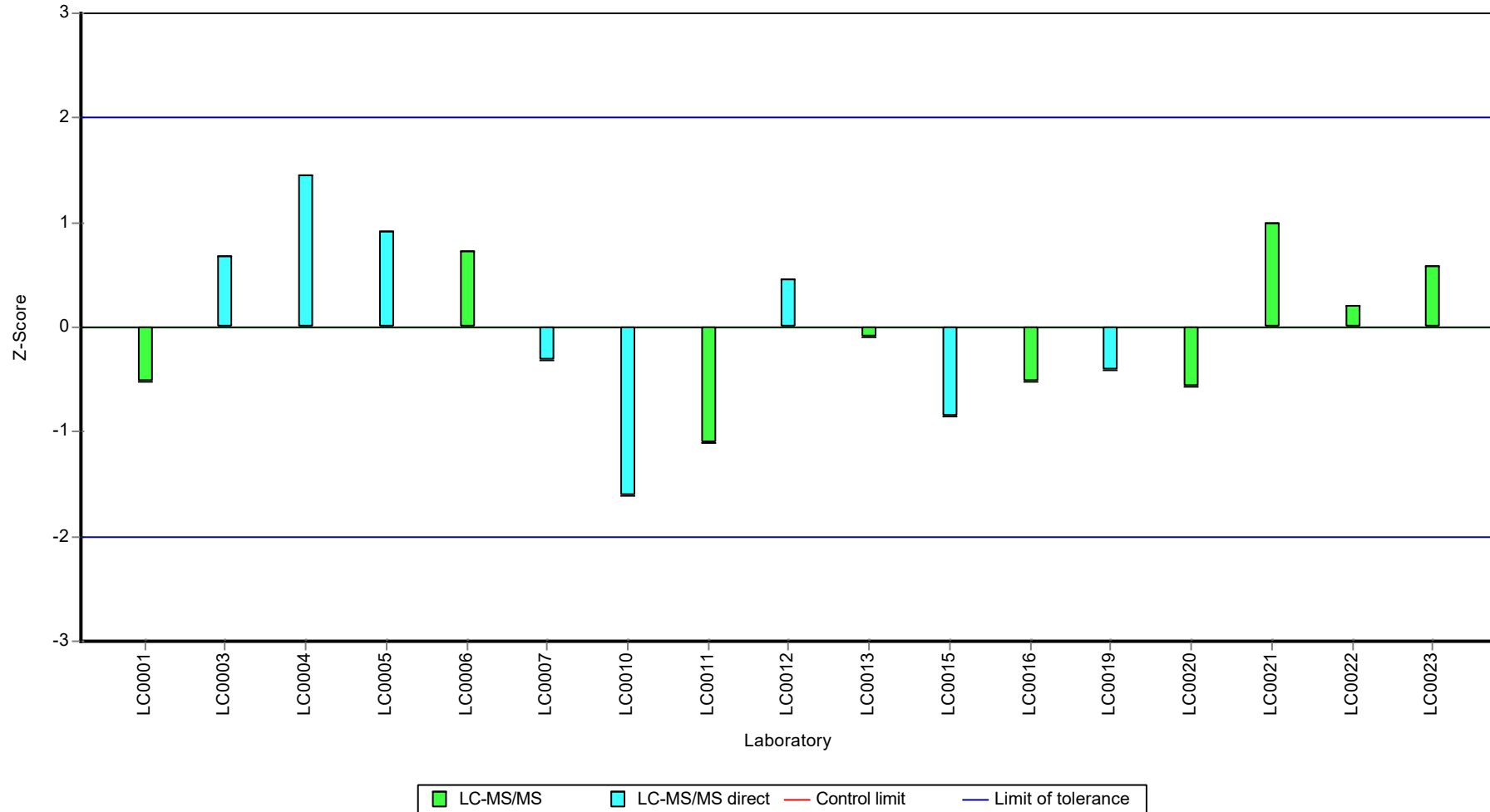
Recovery rate



Parameter oriented report Pesticides H113

Sample: H113B, Parameter: 2,4-D (2,4-Dichlorphenoxyaceticacid)

Z-score



Parameter oriented report

H113 A

Alachlor

Unit	µg/l
Assigned value ± U (k=2)	0.379 ± 0.0178
Criterion	0.0455 (12 %)
Minimum - Maximum	0.326 - 0.42
Control test value ± U (k=2)	0.3520 ± 0.0527

Labcode	Result	± U	Recovery [%]	z-score	Comments
LC0001	0.365	0.073	96.2	-0.32	
LC0002	-	-	-	-	
LC0003	0.364	0.073	95.9	-0.34	
LC0004	-	-	-	-	
LC0005	0.412	0.052	109	0.72	
LC0006	0.382	0.0287	101	0.06	
LC0007	0.394	0.099	104	0.32	
LC0008	-	-	-	-	
LC0009	-	-	-	-	
LC0010	-	-	-	-	
LC0011	-	-	-	-	
LC0012	-	-	-	-	
LC0013	0.326	0.049	85.9	-1.17	
LC0014	-	-	-	-	
LC0015	0.362	0.065	95.4	-0.38	
LC0016	0.368	0.114	97	-0.25	
LC0017	-	-	-	-	
LC0018	-	-	-	-	
LC0019	-	-	-	-	
LC0020	0.42	0.185	111	0.89	
LC0021	-	-	-	-	
LC0022	0.401	0.04	106	0.47	
LC0023	-	-	-	-	
LC0024	-	-	-	-	

Characteristics of parameter

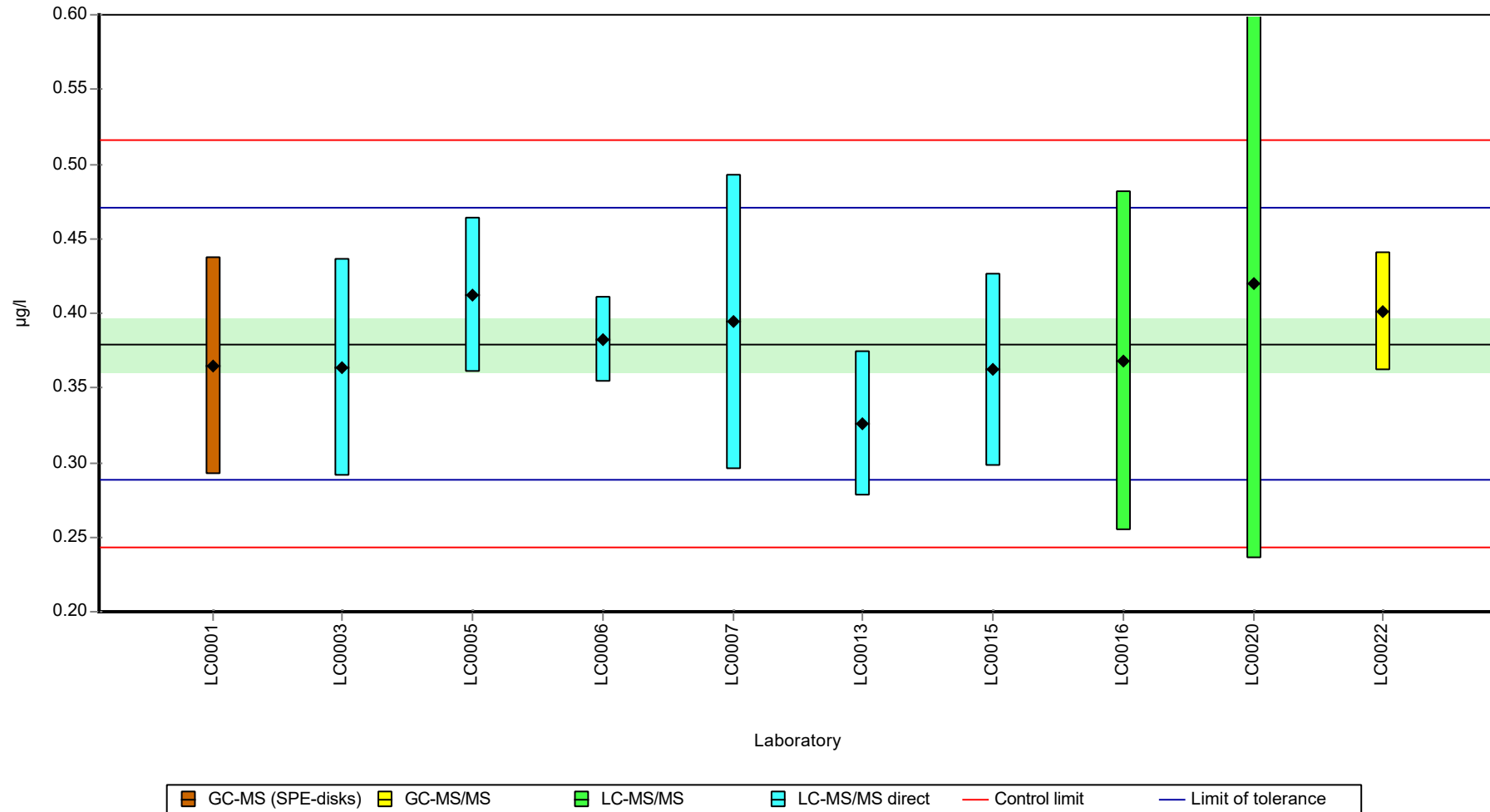
	all results	without outliers	Unit
Mean ± CI (99%)	0.379 ± 0.0267	0.379 ± 0.0267	µg/l
Minimum	0.326	0.326	µg/l
Maximum	0.42	0.42	µg/l
Standard deviation	0.0281	0.0281	µg/l
rel. standard deviation	7.42	7.42	%
n	10	10	-

Parameter oriented report Pesticides H113

Sample: H113A, Parameter: Alachlor

Graphical presentation of results

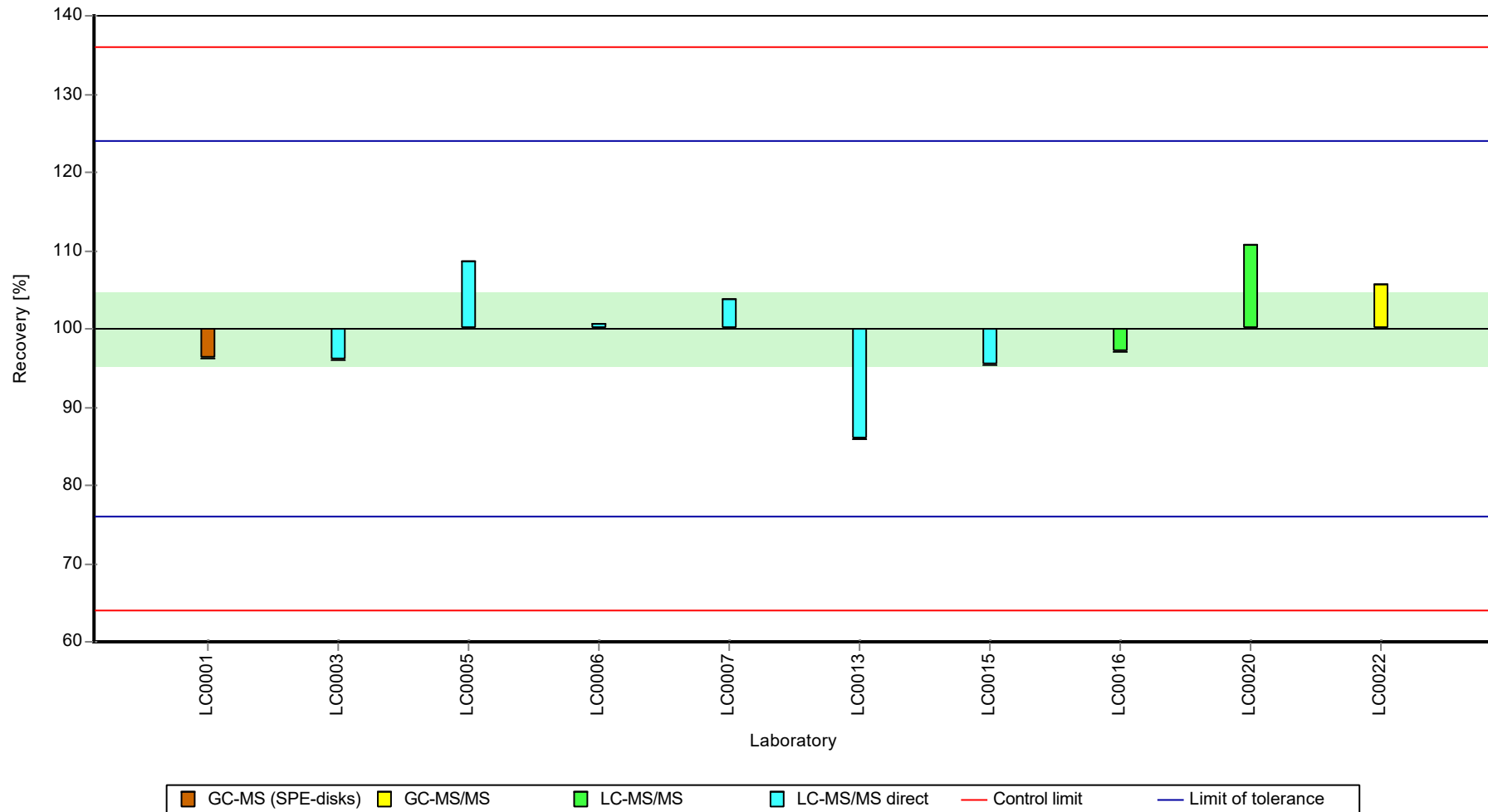
Results



Parameter oriented report Pesticides H113

Sample: H113A, Parameter: Alachlor

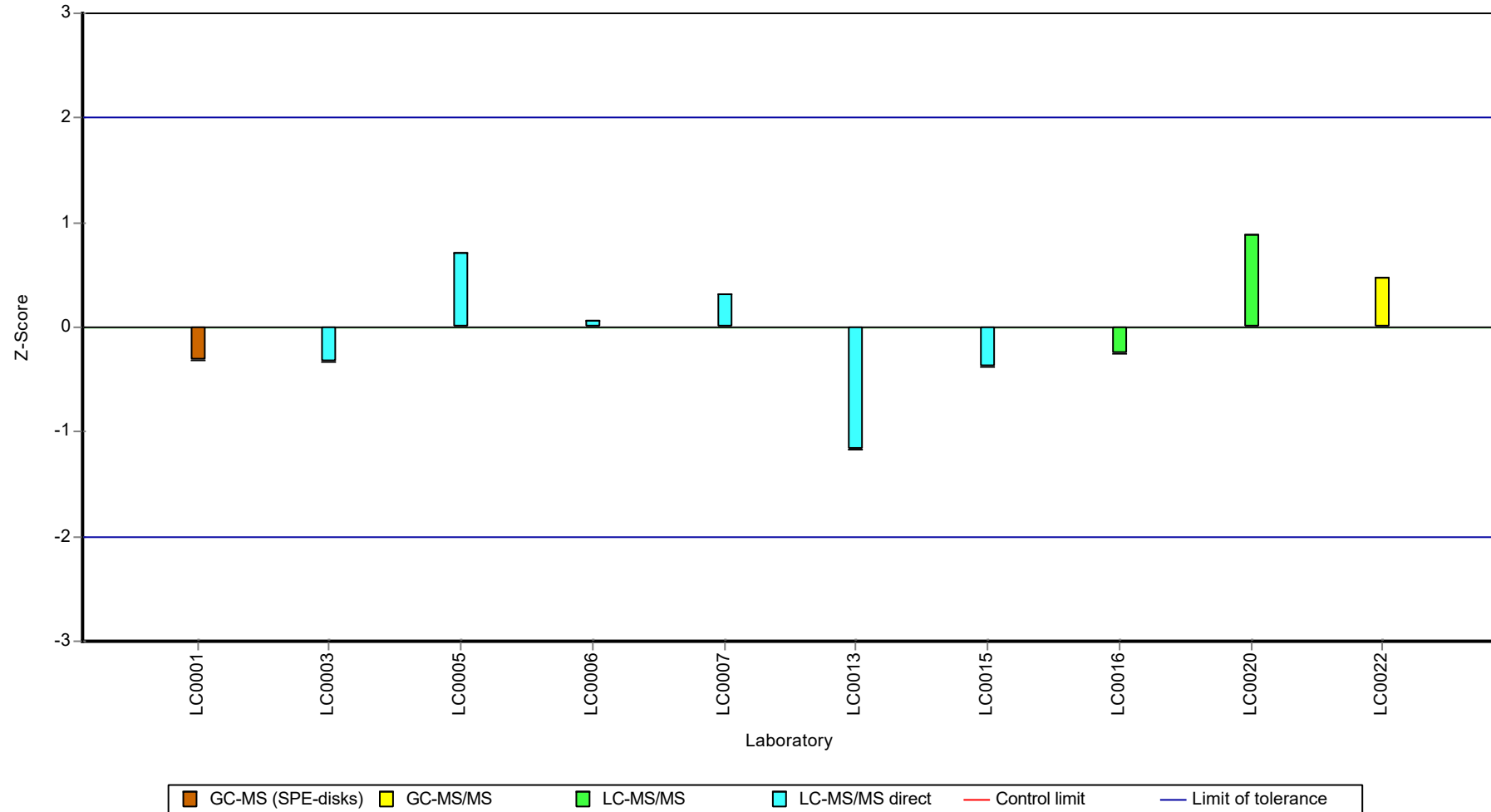
Recovery rate



Parameter oriented report Pesticides H113

Sample: H113A, Parameter: Alachlor

Z-score



Parameter oriented report

H113 B

Alachlor

Unit	µg/l
Assigned value ± U (k=2)	0.72 ± 0.0559
Criterion	0.0864 (12 %)
Minimum - Maximum	0.537 - 0.83
Control test value ± U (k=2)	0.6400 ± 0.0959

Labcode	Result	± U	Recovery [%]	z-score	Comments
LC0001	0.694	0.139	96.4	-0.3	
LC0002	-	-	-	-	
LC0003	0.72	0.14	100	0.00	
LC0004	-	-	-	-	
LC0005	0.755	0.095	105	0.41	
LC0006	0.793	0.0595	110	0.85	
LC0007	0.76	0.19	106	0.46	
LC0008	-	-	-	-	
LC0009	-	-	-	-	
LC0010	-	-	-	-	
LC0011	-	-	-	-	
LC0012	-	-	-	-	
LC0013	0.537	0.08	74.6	-2.12	
LC0014	-	-	-	-	
LC0015	0.679	0.122	94.3	-0.47	
LC0016	0.711	0.219	98.8	-0.1	
LC0017	-	-	-	-	
LC0018	-	-	-	-	
LC0019	-	-	-	-	
LC0020	1	0.44	139	3.24	H
LC0021	-	-	-	-	
LC0022	0.83	0.083	115	1.27	
LC0023	-	-	-	-	
LC0024	-	-	-	-	

Characteristics of parameter

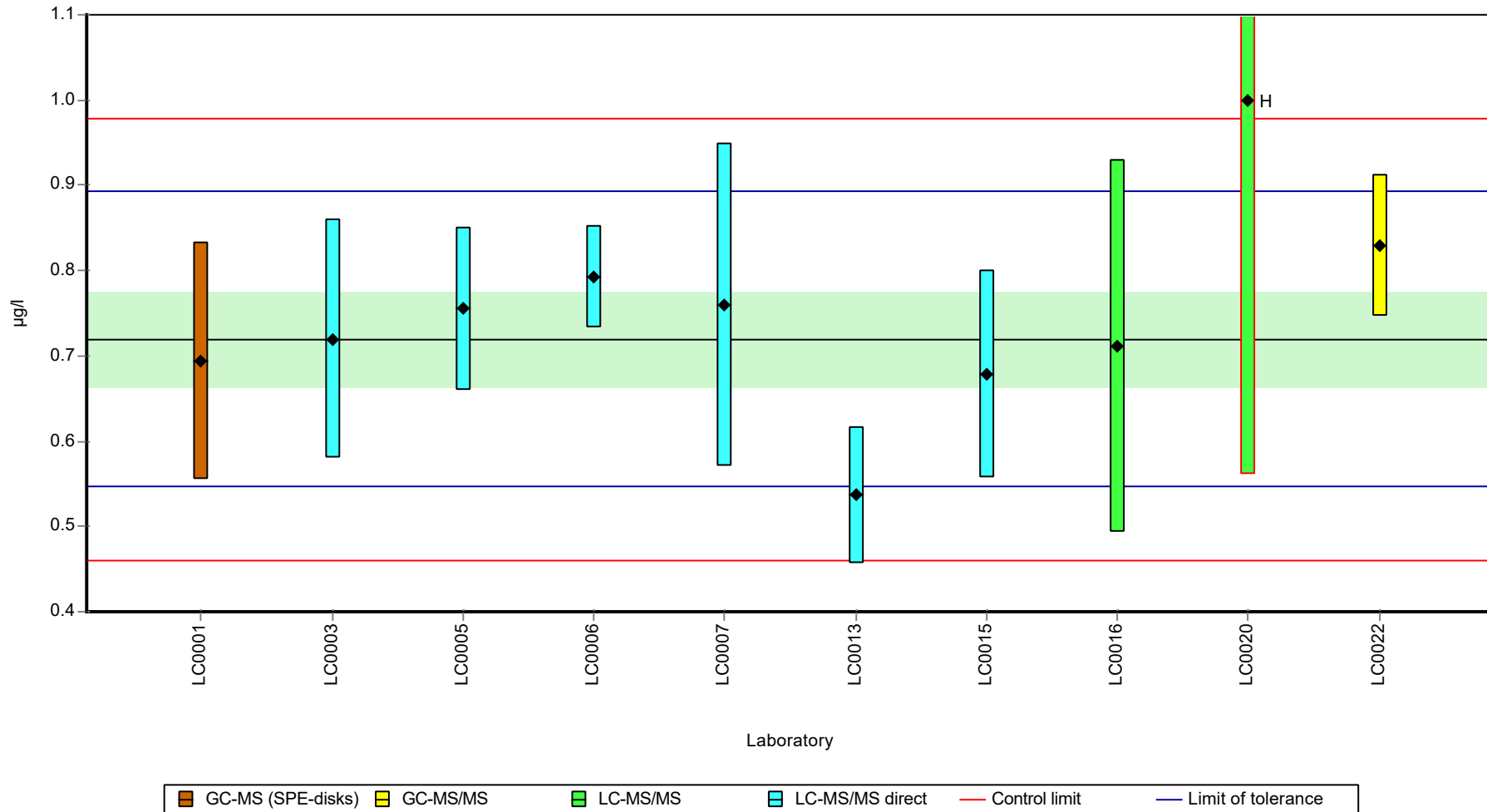
	all results	without outliers	Unit
Mean ± CI (99%)	0.748 ± 0.113	0.72 ± 0.0838	µg/l
Minimum	0.537	0.537	µg/l
Maximum	1	0.83	µg/l
Standard deviation	0.119	0.0838	µg/l
rel. standard deviation	15.9	11.6	%
n	10	9	-

Parameter oriented report Pesticides H113

Sample: H113B, Parameter: Alachlor

Graphical presentation of results

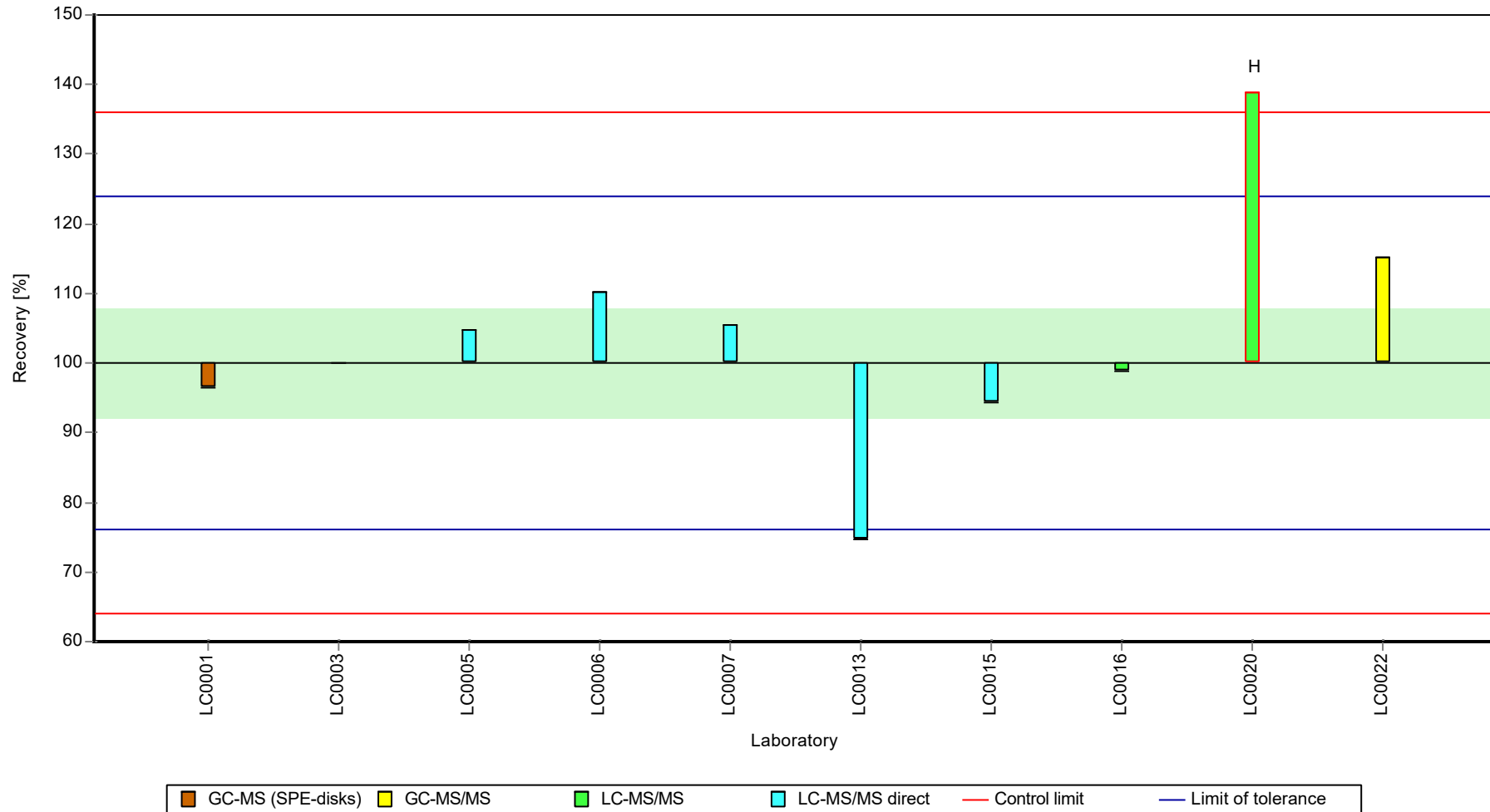
Results



Parameter oriented report Pesticides H113

Sample: H113B, Parameter: Alachlor

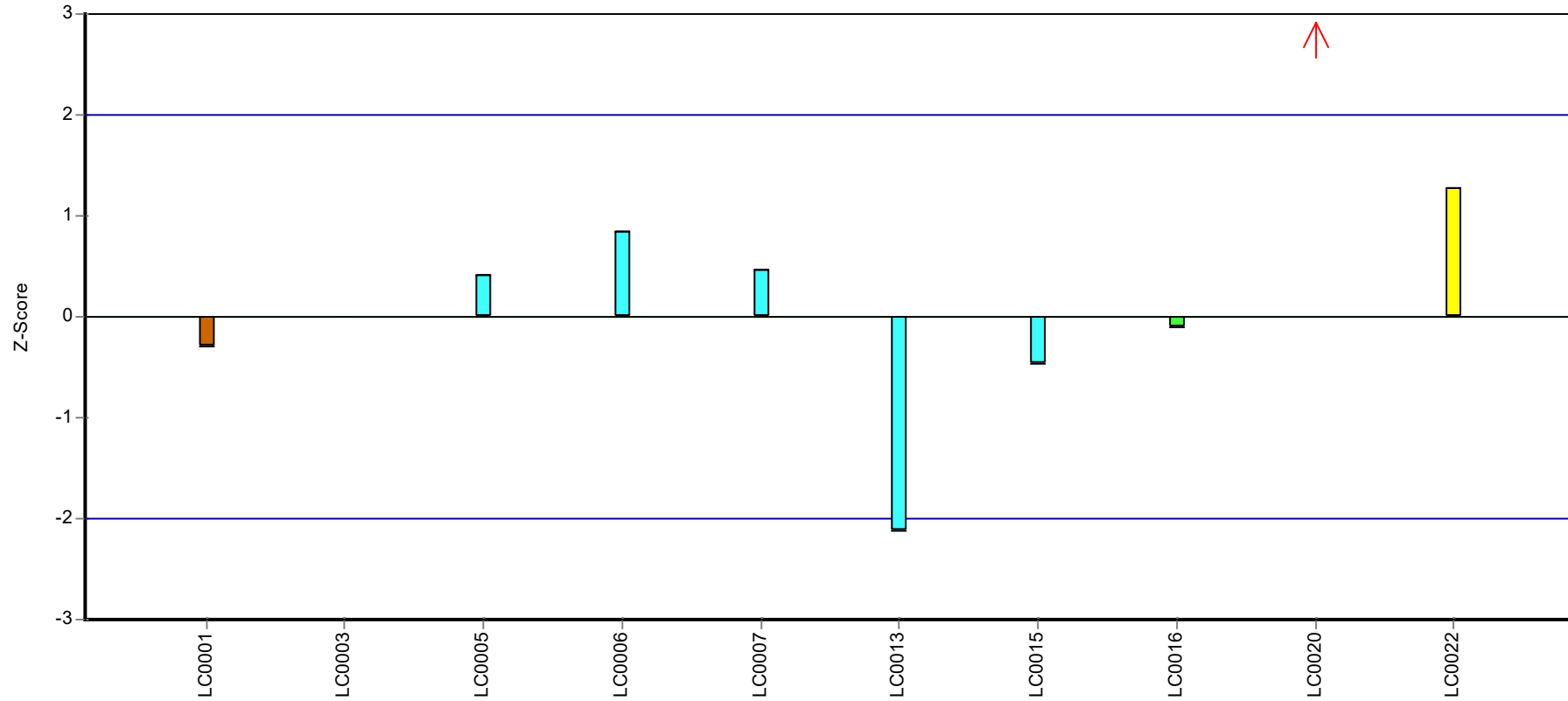
Recovery rate




Parameter oriented report Pesticides H113

Sample: H113B, Parameter: Alachlor

Z-score



Laboratory



Parameter oriented report Pesticides H113

Sample: H113A, Parameter: Alachlor-t-acid (Alachlor-OA)

Parameter oriented report

H113 A

Alachlor-t-acid (Alachlor-OA)

Unit	µg/l
Assigned value ± U (k=2)	0.155 ± 0.0123
Criterion	0.0232 (15 %)
Minimum - Maximum	0.133 - 0.174
Control test value ± U (k=2)	0.1540 ± 0.0231

Labcode	Result	± U	Recovery [%]	z-score	Comments
LC0001	0.137	0.027	88.6	-0.76	
LC0002	-	-	-	-	
LC0003	-	-	-	-	
LC0004	-	-	-	-	
LC0005	-	-	-	-	
LC0006	0.174	0.0292	112	0.83	
LC0007	0.161	0.04	104	0.27	
LC0008	-	-	-	-	
LC0009	-	-	-	-	
LC0010	-	-	-	-	
LC0011	0.133	0.02	86	-0.94	
LC0012	-	-	-	-	
LC0013	0.157	0.023	101	0.1	
LC0014	-	-	-	-	
LC0015	0.148	0.027	95.7	-0.29	
LC0016	0.173	0.033	112	0.79	
LC0017	-	-	-	-	
LC0018	-	-	-	-	
LC0019	-	-	-	-	
LC0020	-	-	-	-	
LC0021	-	-	-	-	
LC0022	-	-	-	-	
LC0023	-	-	-	-	
LC0024	-	-	-	-	

Characteristics of parameter

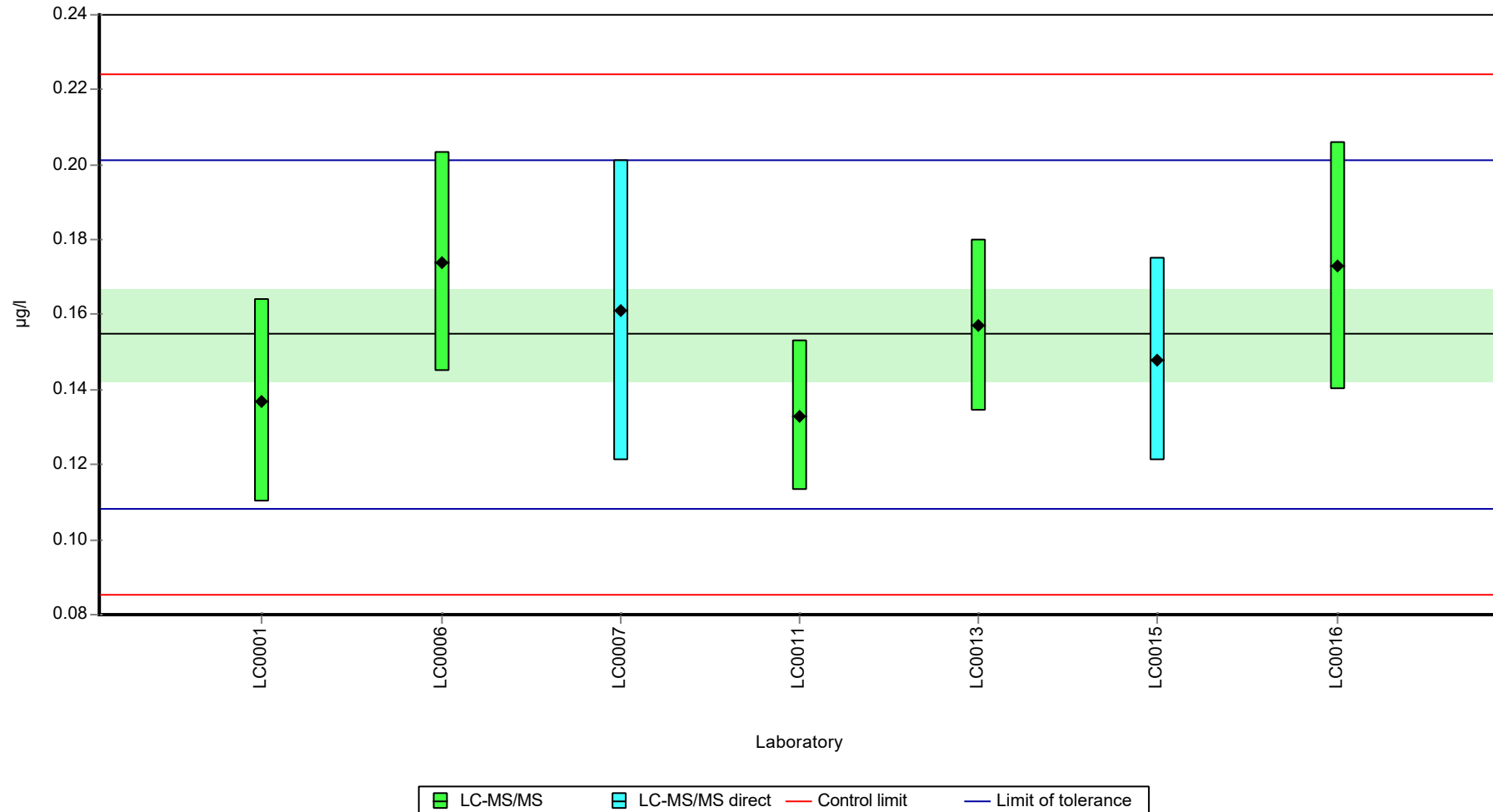
	all results	without outliers	Unit
Mean ± CI (99%)	0.155 ± 0.0184	0.155 ± 0.0184	µg/l
Minimum	0.133	0.133	µg/l
Maximum	0.174	0.174	µg/l
Standard deviation	0.0162	0.0162	µg/l
rel. standard deviation	10.5	10.5	%
n	7	7	-

Parameter oriented report Pesticides H113

Sample: H113A, Parameter: Alachlor-t-acid (Alachlor-OA)

Graphical presentation of results

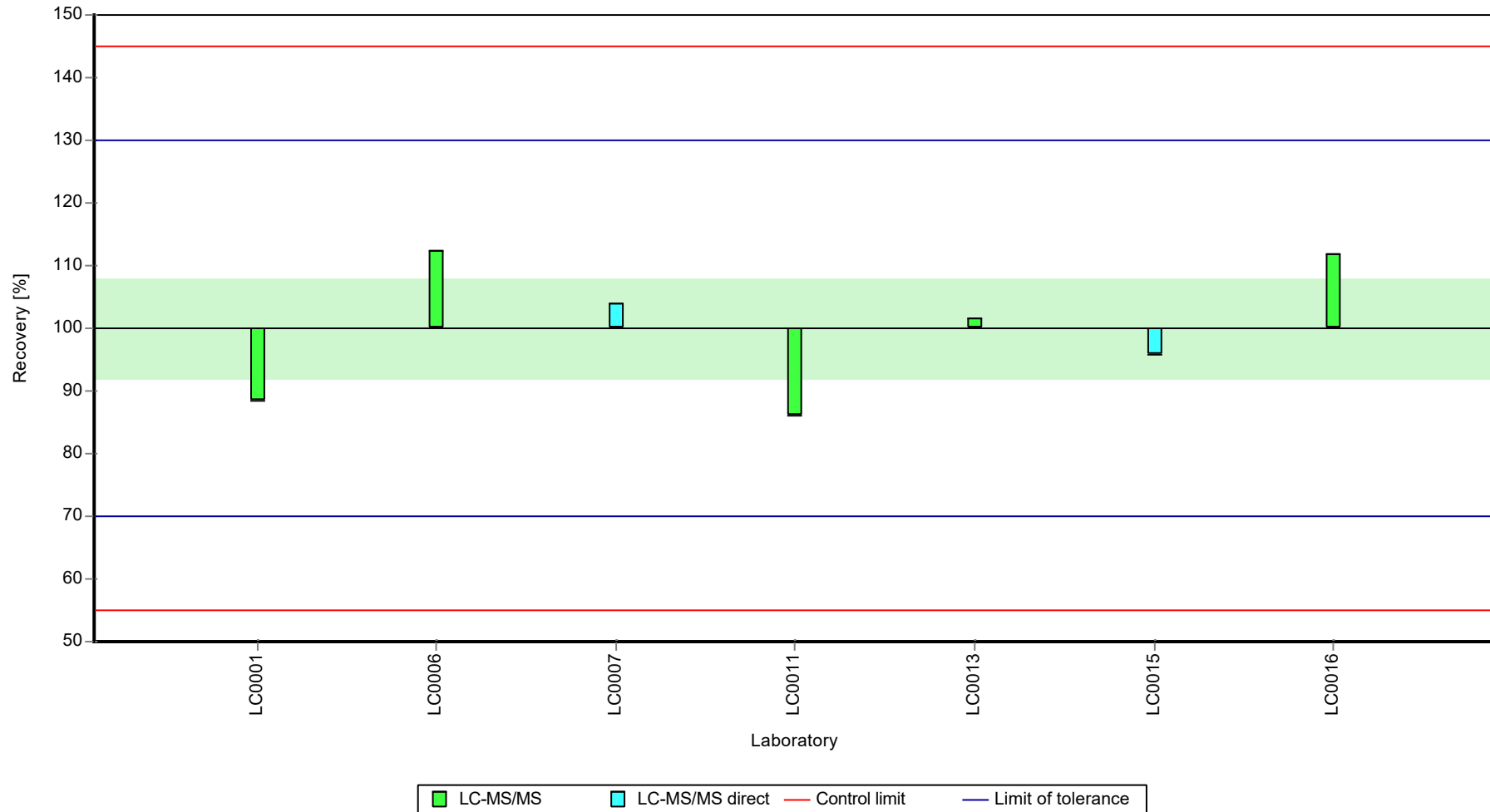
Results



Parameter oriented report Pesticides H113

Sample: H113A, Parameter: Alachlor-t-acid (Alachlor-OA)

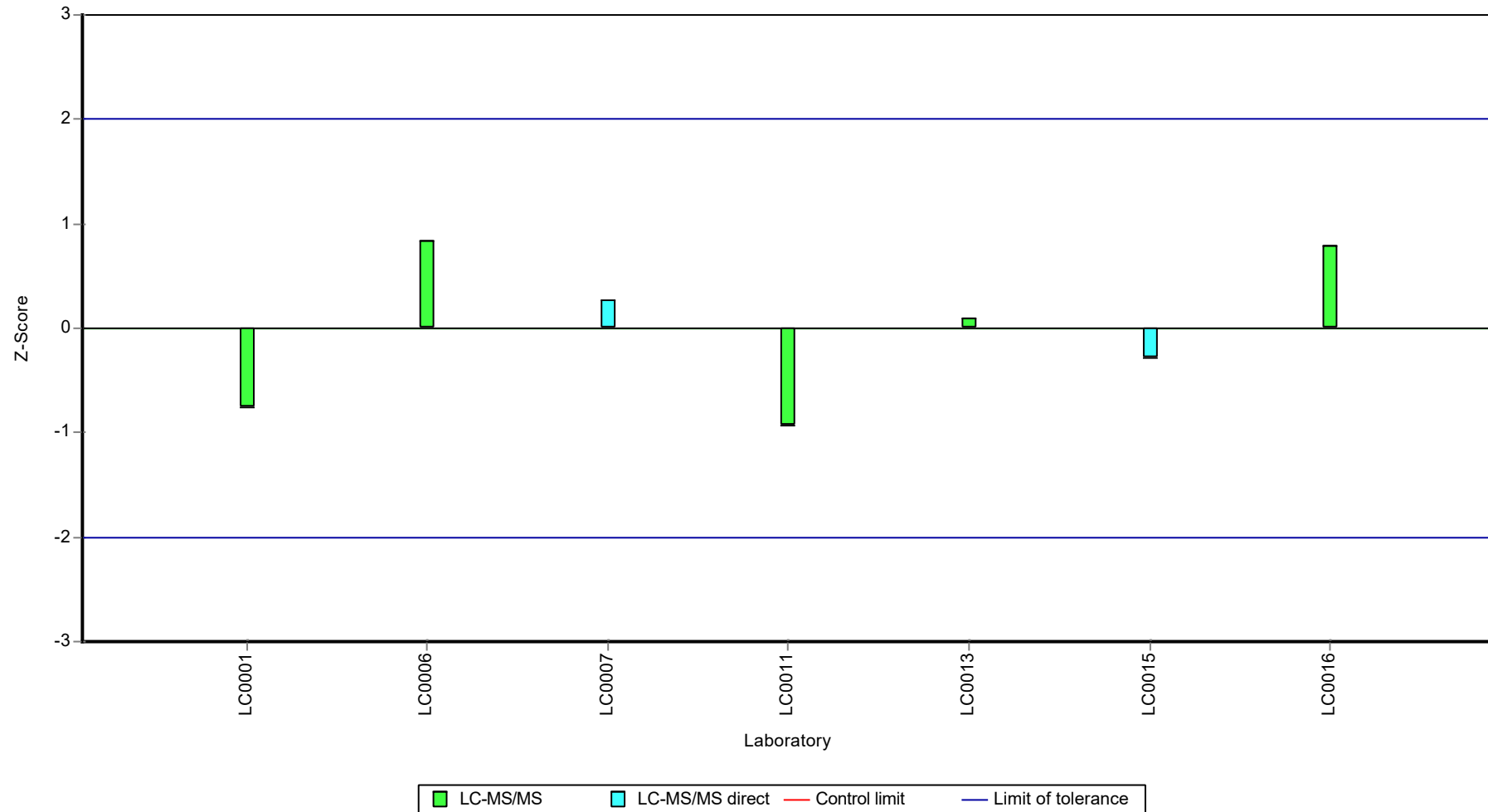
Recovery rate



Parameter oriented report Pesticides H113

Sample: H113A, Parameter: Alachlor-t-acid (Alachlor-OA)

Z-score



Parameter oriented report Pesticides H113

Sample: H113B, Parameter: Alachlor-t-acid (Alachlor-OA)

Parameter oriented report

H113 B

Alachlor-t-acid (Alachlor-OA)

Unit	µg/l
Assigned value ± U (k=2)	0.744 ± 0.0777
Criterion	0.112 (15 %)
Minimum - Maximum	0.538 - 0.843
Control test value ± U (k=2)	0.6950 ± 0.104

Labcode	Result	± U	Recovery [%]	z-score	Comments
LC0001	0.538	0.108	72.3	-1.85	
LC0002	-	-	-	-	
LC0003	-	-	-	-	
LC0004	-	-	-	-	
LC0005	-	-	-	-	
LC0006	0.783	0.1444	105	0.35	
LC0007	0.787	0.197	106	0.38	
LC0008	-	-	-	-	
LC0009	-	-	-	-	
LC0010	-	-	-	-	
LC0011	0.713	0.038	95.8	-0.28	
LC0012	-	-	-	-	
LC0013	0.824	0.124	111	0.71	
LC0014	-	-	-	-	
LC0015	0.723	0.13	97.1	-0.19	
LC0016	0.843	0.159	113	0.88	
LC0017	-	-	-	-	
LC0018	-	-	-	-	
LC0019	-	-	-	-	
LC0020	-	-	-	-	
LC0021	-	-	-	-	
LC0022	-	-	-	-	
LC0023	-	-	-	-	
LC0024	-	-	-	-	

Characteristics of parameter

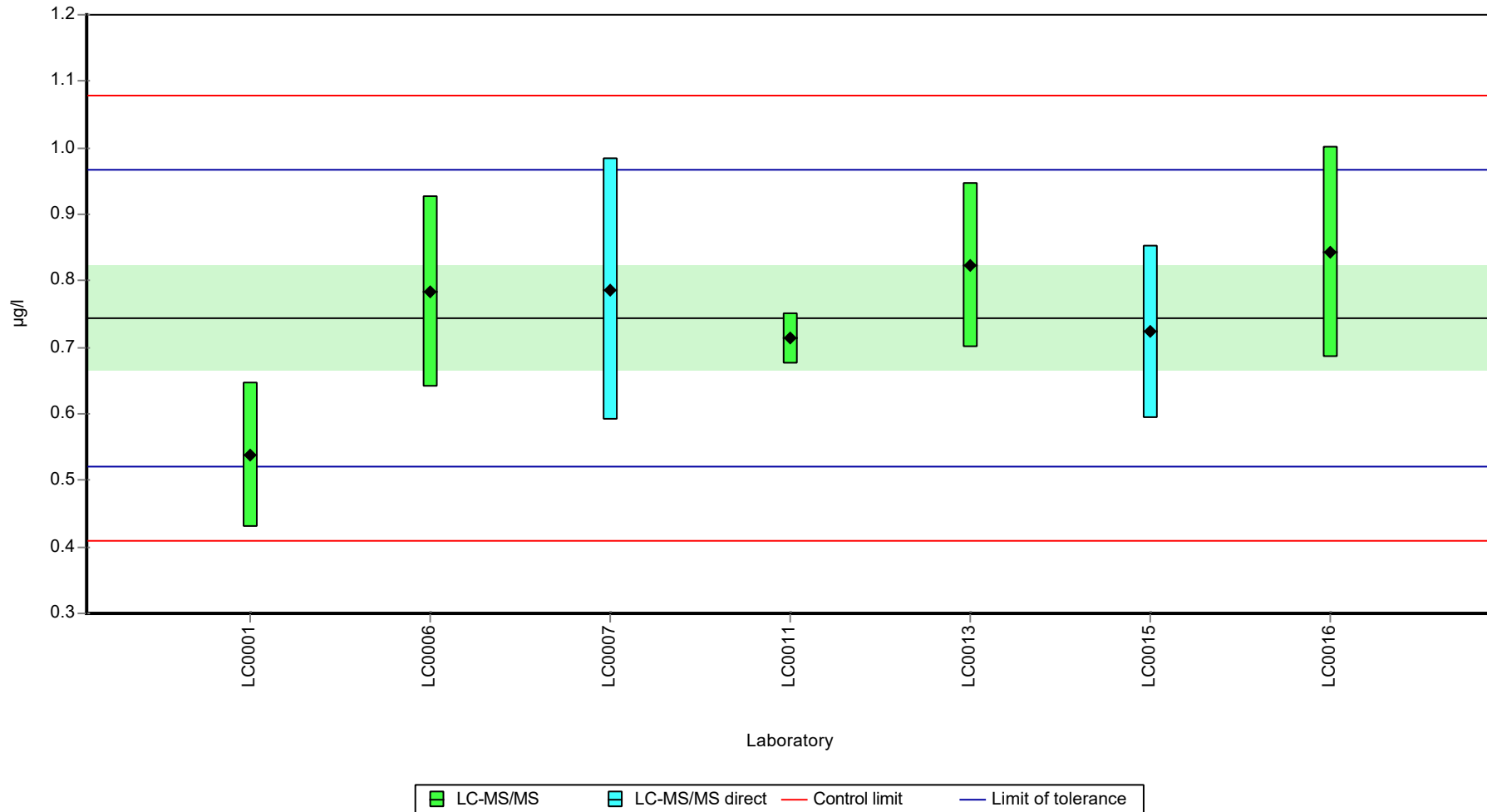
	all results	without outliers	Unit
Mean ± CI (99%)	0.744 ± 0.117	0.744 ± 0.117	µg/l
Minimum	0.538	0.538	µg/l
Maximum	0.843	0.843	µg/l
Standard deviation	0.103	0.103	µg/l
rel. standard deviation	13.8	13.8	%
n	7	7	-

Parameter oriented report Pesticides H113

Sample: H113B, Parameter: Alachlor-t-acid (Alachlor-OA)

Graphical presentation of results

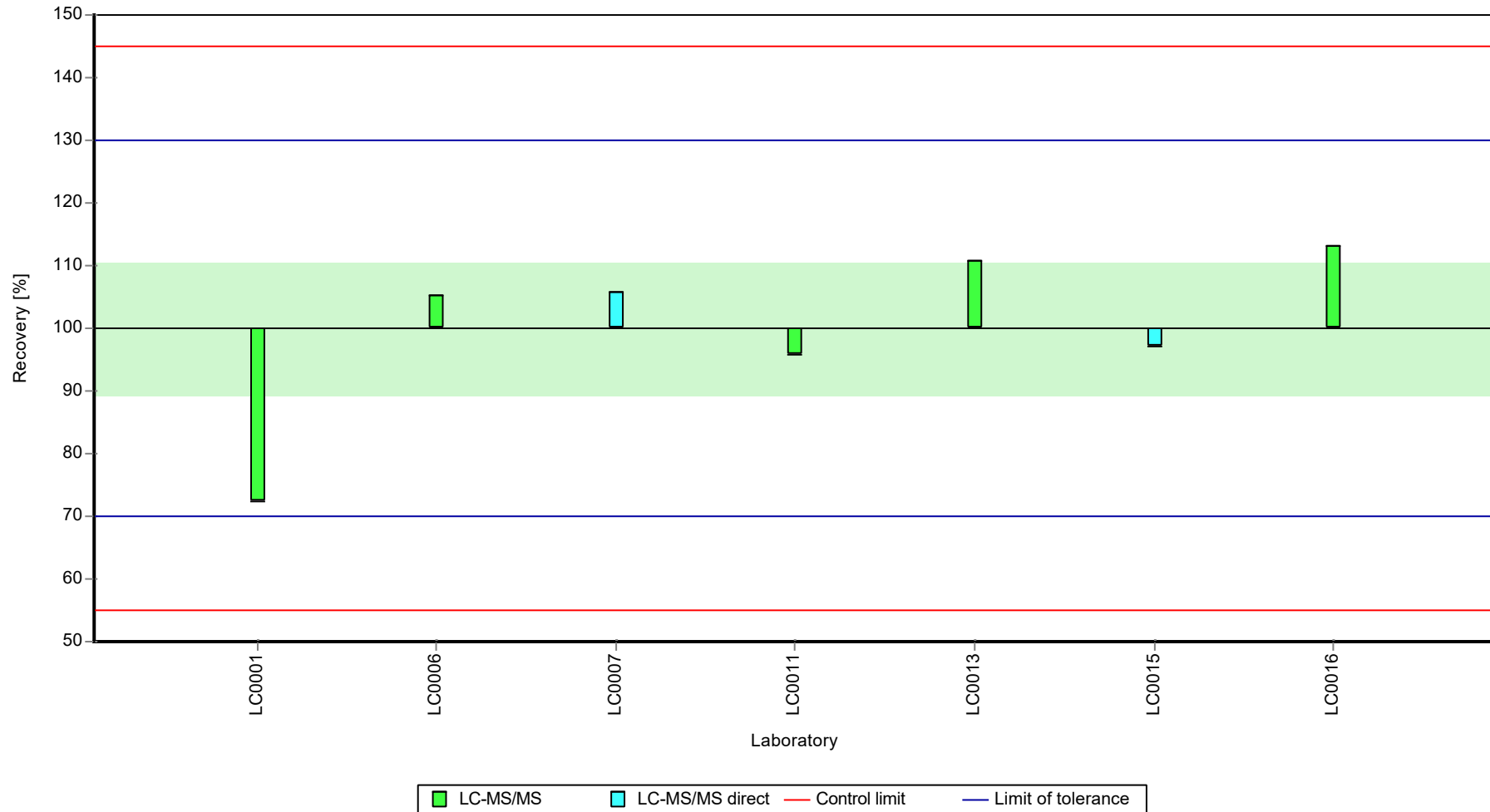
Results



Parameter oriented report Pesticides H113

Sample: H113B, Parameter: Alachlor-t-acid (Alachlor-OA)

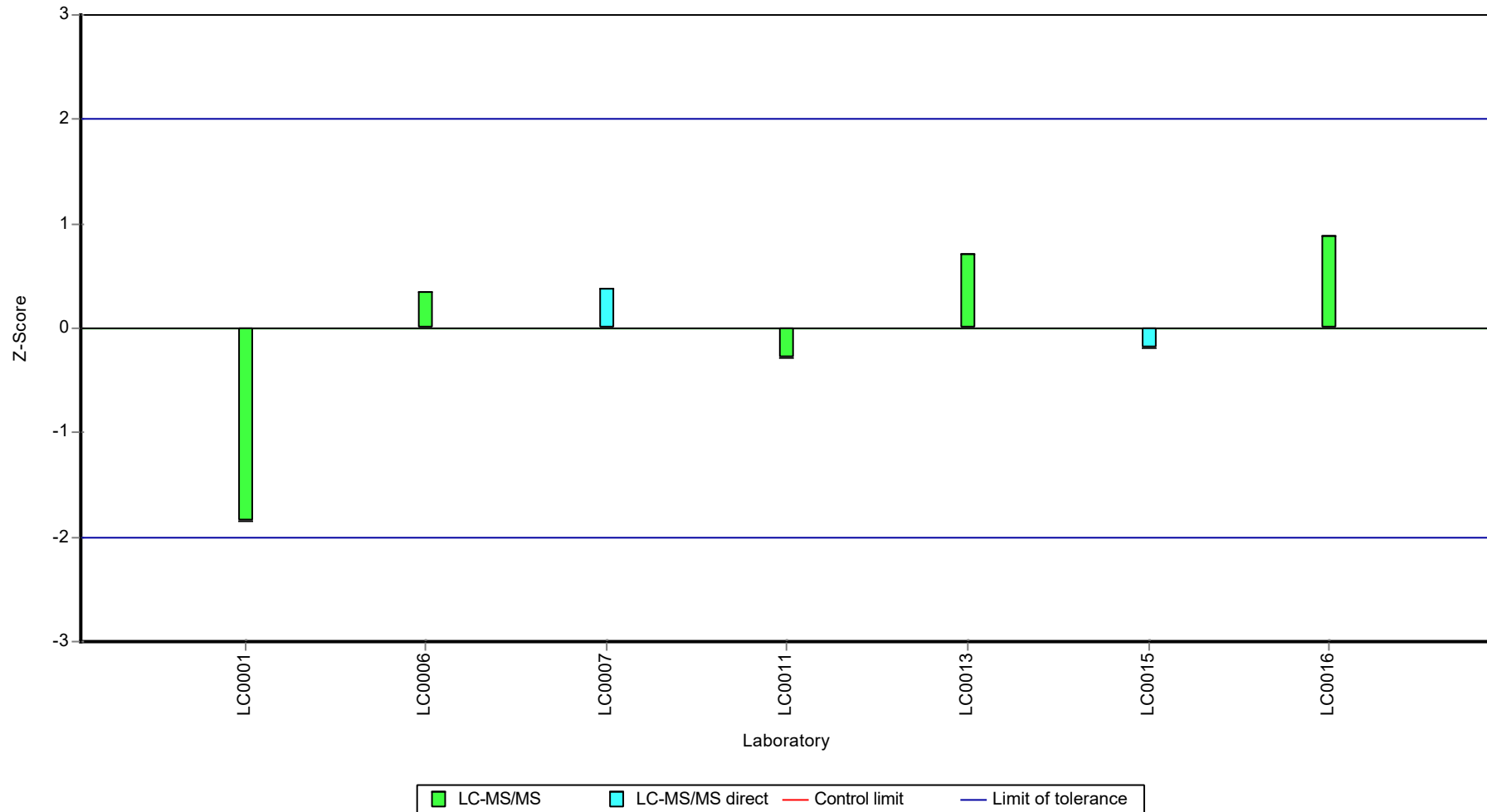
Recovery rate



Parameter oriented report Pesticides H113

Sample: H113B, Parameter: Alachlor-t-acid (Alachlor-OA)

Z-score



Parameter oriented report Pesticides H113

Sample: H113A, Parameter: Alachlor-t-sulfonic acid
(Alachlor-ESA)

Parameter oriented report

H113 A

Alachlor-t-sulfonic acid (Alachlor-ESA)

Unit	µg/l
Assigned value ± U (k=2)	0.406 ± 0.0301
Criterion	0.0528 (13 %)
Minimum - Maximum	0.329 - 0.453
Control test value ± U (k=2)	0.3790 ± 0.0758

Labcode	Result	± U	Recovery [%]	z-score	Comments
LC0001	0.388	0.078	95.5	-0.35	
LC0002	-	-	-	-	
LC0003	-	-	-	-	
LC0004	-	-	-	-	
LC0005	-	-	-	-	
LC0006	0.426	0.0785	105	0.37	
LC0007	0.438	0.11	108	0.6	
LC0008	-	-	-	-	
LC0009	-	-	-	-	
LC0010	-	-	-	-	
LC0011	0.329	0.023	81	-1.46	
LC0012	0.397	0.119	97.7	-0.18	
LC0013	0.453	0.068	112	0.89	
LC0014	-	-	-	-	
LC0015	0.373	0.067	91.8	-0.63	
LC0016	0.446	0.116	110	0.75	
LC0017	-	-	-	-	
LC0018	-	-	-	-	
LC0019	-	-	-	-	
LC0020	-	-	-	-	
LC0021	-	-	-	-	
LC0022	-	-	-	-	
LC0023	-	-	-	-	
LC0024	-	-	-	-	

Characteristics of parameter

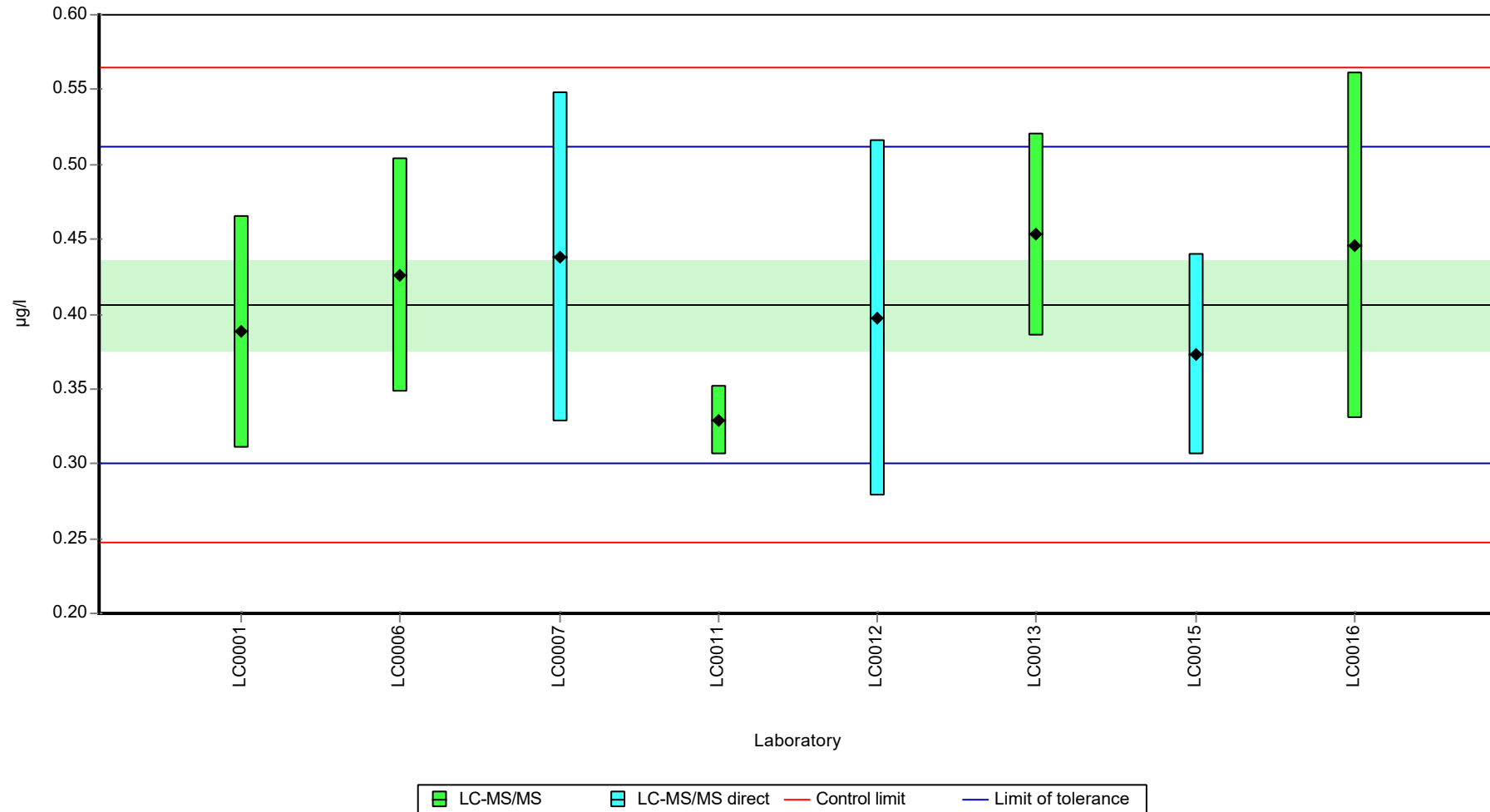
	all results	without outliers	Unit
Mean ± CI (99%)	0.406 ± 0.0451	0.406 ± 0.0451	µg/l
Minimum	0.329	0.329	µg/l
Maximum	0.453	0.453	µg/l
Standard deviation	0.0425	0.0425	µg/l
rel. standard deviation	10.5	10.5	%
n	8	8	-

Parameter oriented report Pesticides H113

Sample: H113A, Parameter: Alachlor-t-sulfonic acid (Alachlor-ESA)

Graphical presentation of results

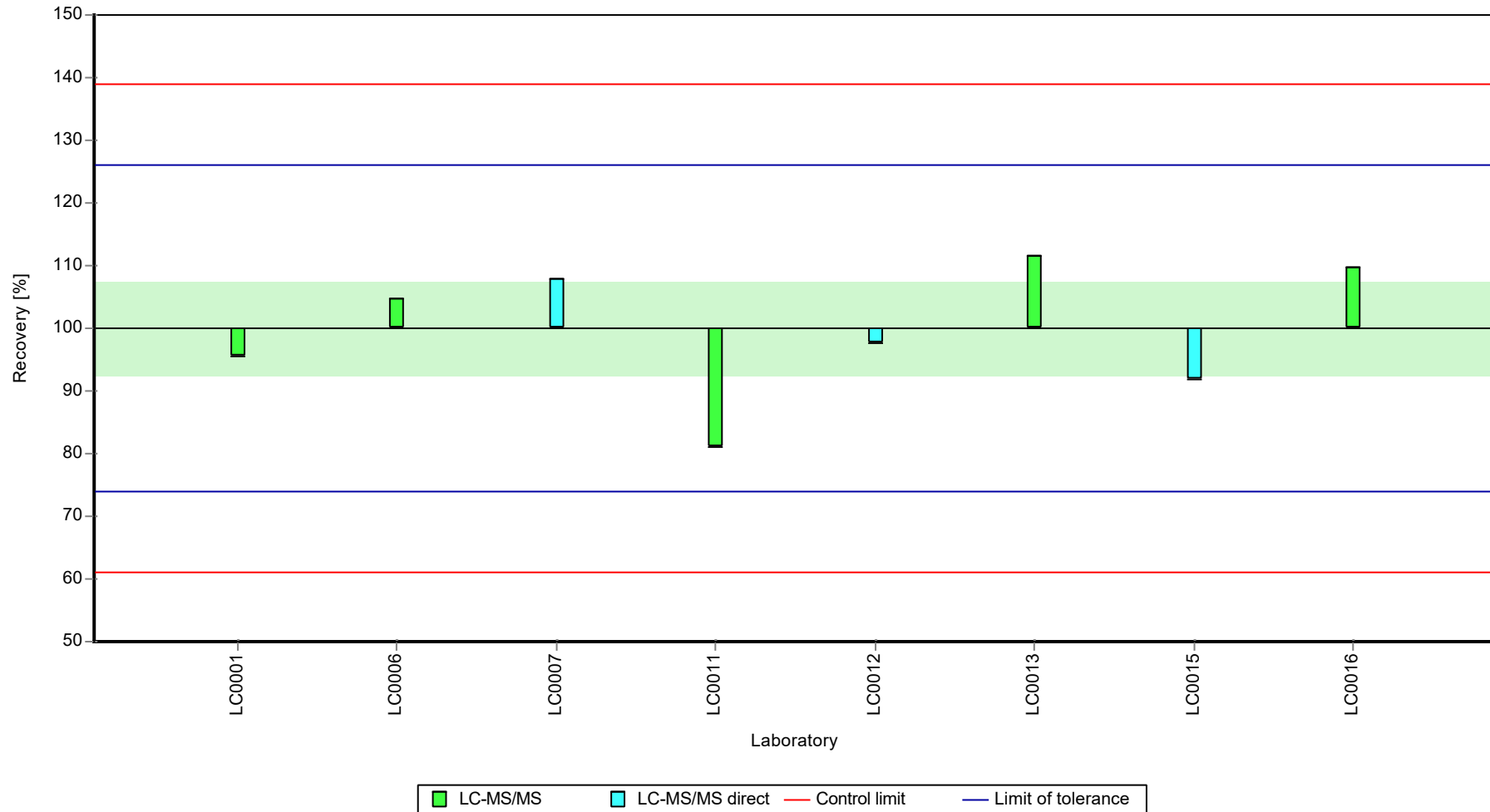
Results



Parameter oriented report Pesticides H113

Sample: H113A, Parameter: Alachlor-t-sulfonic acid (Alachlor-ESA)

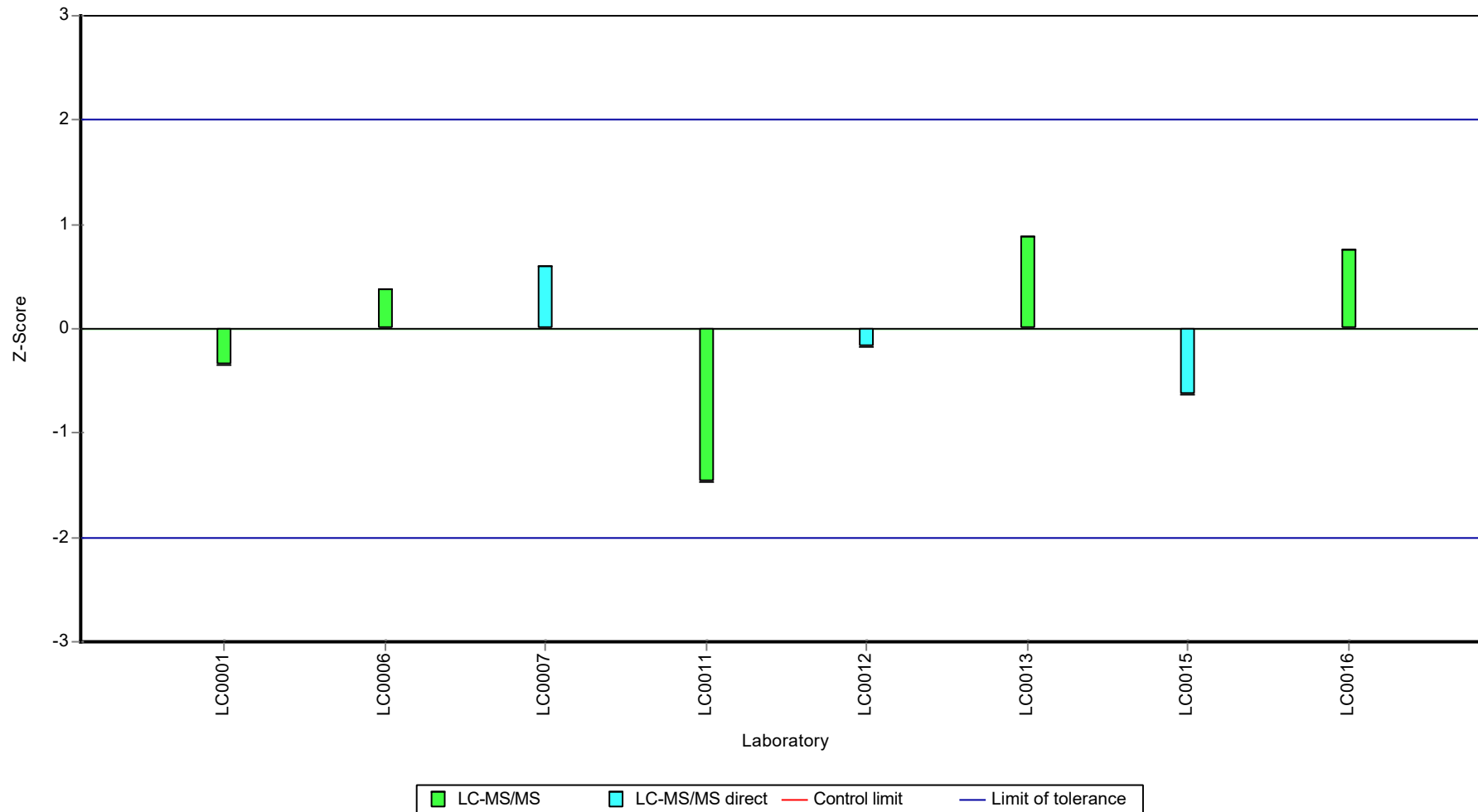
Recovery rate



Parameter oriented report Pesticides H113

Sample: H113A, Parameter: Alachlor-t-sulfonic acid (Alachlor-ESA)

Z-score



Parameter oriented report Pesticides H113

Sample: H113B, Parameter: Alachlor-t-sulfonic acid
(Alachlor-ESA)

Parameter oriented report

H113 B

Alachlor-t-sulfonic acid (Alachlor-ESA)

Unit	µg/l
Assigned value ± U (k=2)	0.39 ± 0.0361
Criterion	0.0507 (13 %)
Minimum - Maximum	0.309 - 0.454
Control test value ± U (k=2)	0.3750 ± 0.075

Labcode	Result	± U	Recovery [%]	z-score	Comments
LC0001	0.309	0.062	79.3	-1.59	
LC0002	-	-	-	-	
LC0003	-	-	-	-	
LC0004	-	-	-	-	
LC0005	-	-	-	-	
LC0006	0.437	0.0733	112	0.93	
LC0007	0.379	0.095	97.2	-0.21	
LC0008	-	-	-	-	
LC0009	-	-	-	-	
LC0010	-	-	-	-	
LC0011	0.327	0.023	83.9	-1.24	
LC0012	0.408	0.122	105	0.36	
LC0013	0.421	0.063	108	0.62	
LC0014	-	-	-	-	
LC0015	0.383	0.069	98.3	-0.13	
LC0016	0.454	0.118	116	1.27	
LC0017	-	-	-	-	
LC0018	-	-	-	-	
LC0019	-	-	-	-	
LC0020	-	-	-	-	
LC0021	-	-	-	-	
LC0022	-	-	-	-	
LC0023	-	-	-	-	
LC0024	-	-	-	-	

Characteristics of parameter

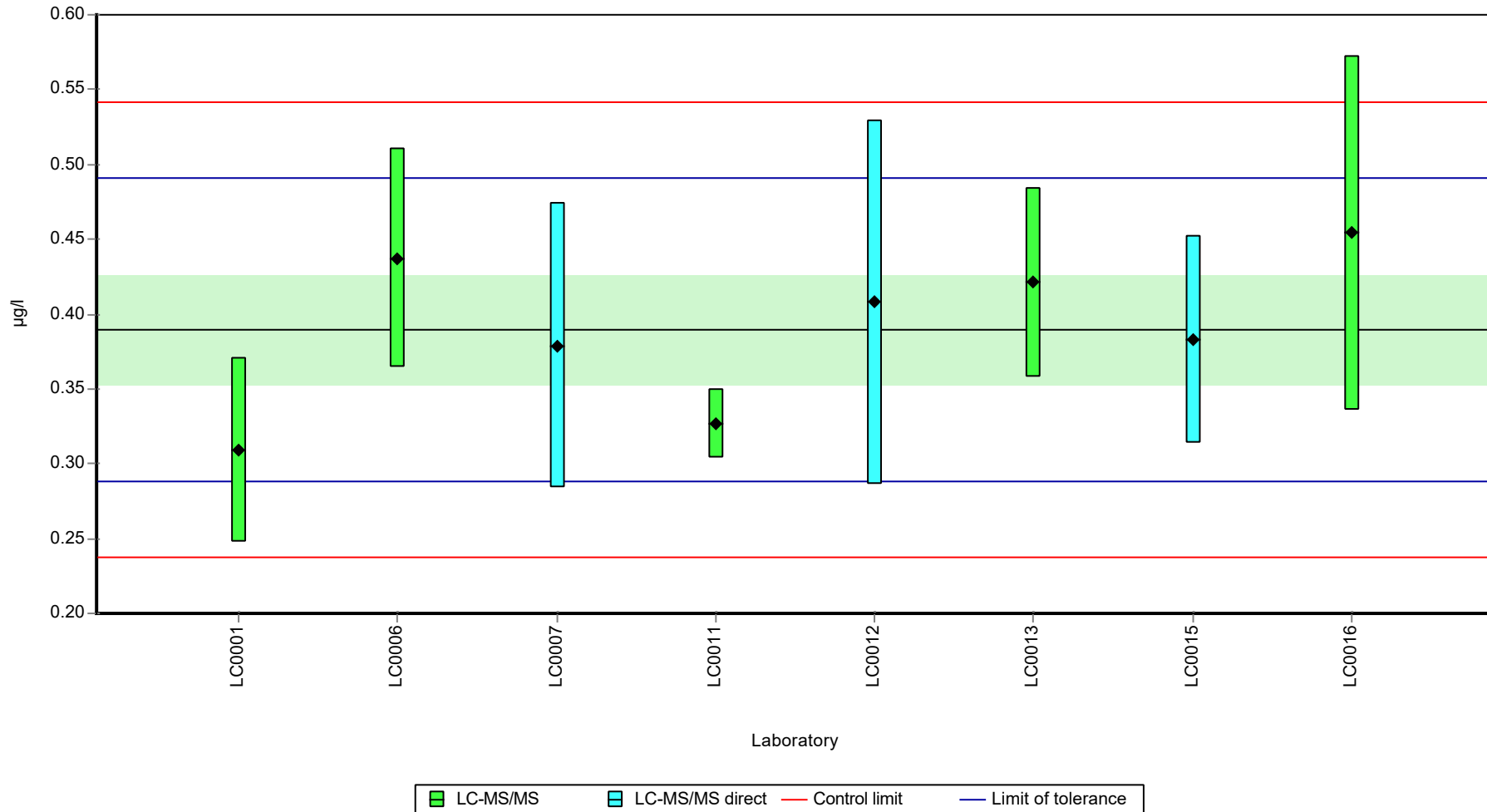
	all results	without outliers	Unit
Mean ± CI (99%)	0.39 ± 0.0542	0.39 ± 0.0542	µg/l
Minimum	0.309	0.309	µg/l
Maximum	0.454	0.454	µg/l
Standard deviation	0.0511	0.0511	µg/l
rel. standard deviation	13.1	13.1	%
n	8	8	-

Parameter oriented report Pesticides H113

Sample: H113B, Parameter: Alachlor-t-sulfonic acid (Alachlor-ESA)

Graphical presentation of results

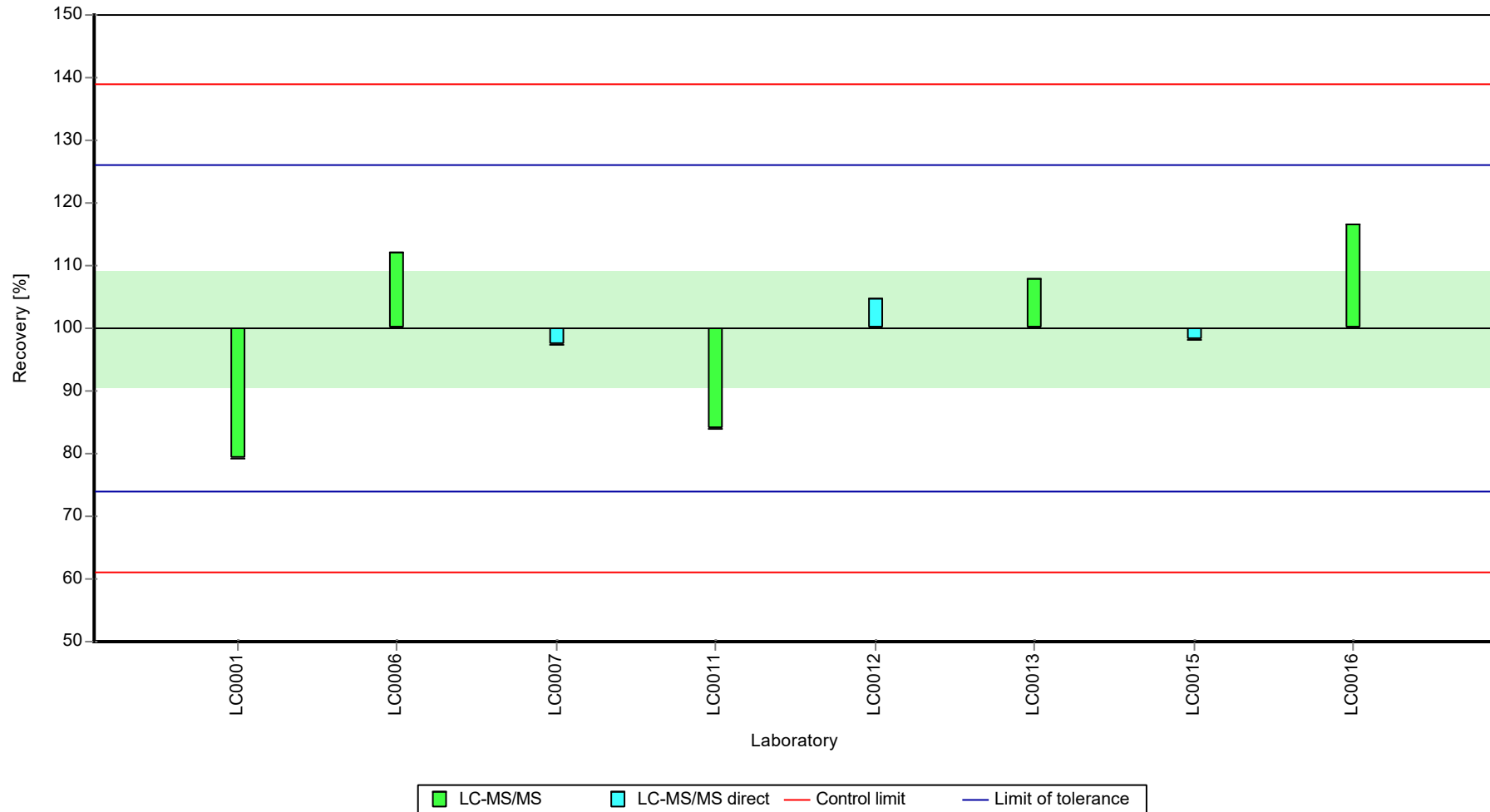
Results



Parameter oriented report Pesticides H113

Sample: H113B, Parameter: Alachlor-t-sulfonic acid (Alachlor-ESA)

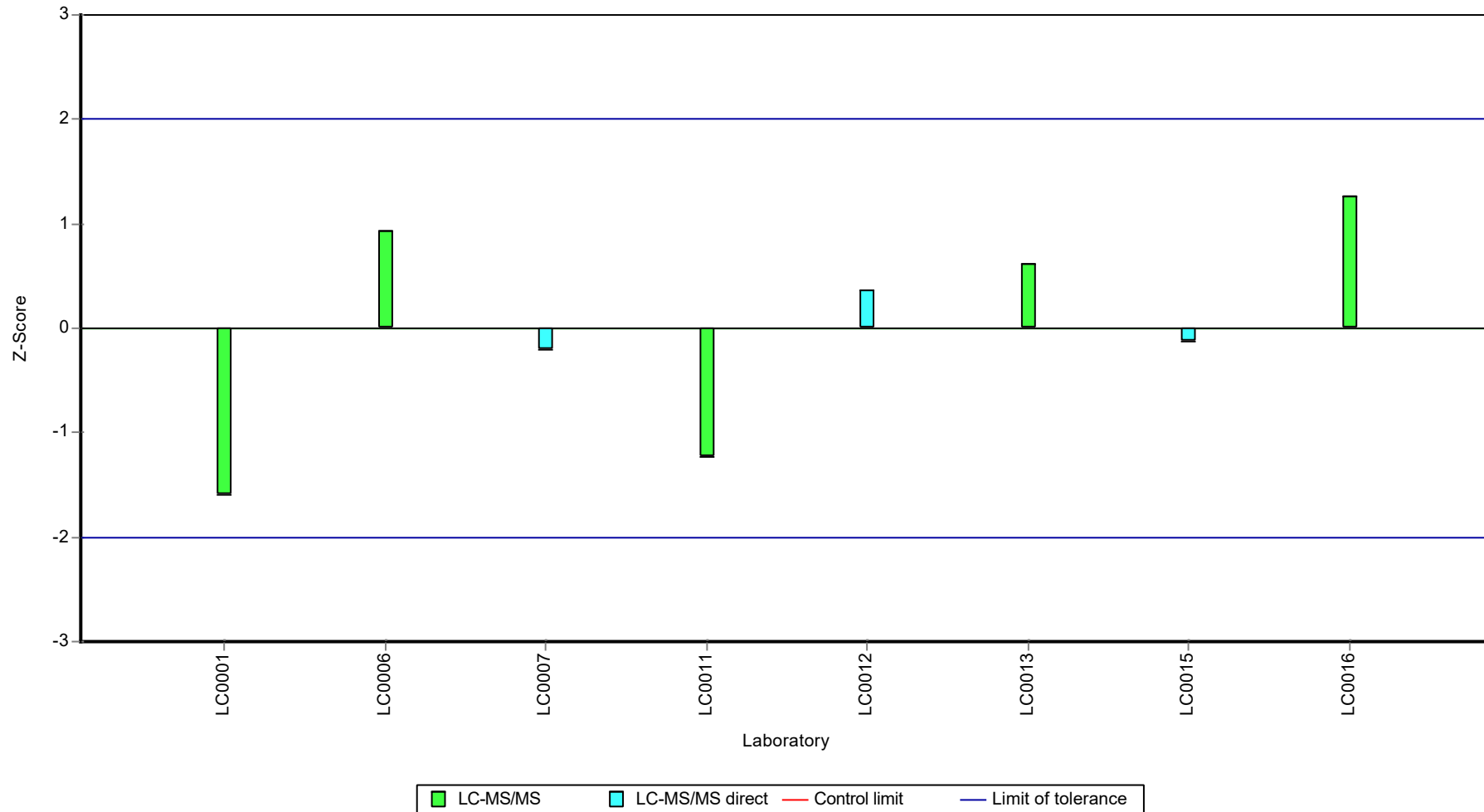
Recovery rate



Parameter oriented report Pesticides H113

Sample: H113B, Parameter: Alachlor-t-sulfonic acid (Alachlor-ESA)

Z-score



Parameter oriented report

H113 A

AMPA

Unit	µg/l
Assigned value ± U (k=2)	0.303 ± 0.0248
Criterion	0.0394 (13 %)
Minimum - Maximum	0.237 - 0.361
Control test value ± U (k=2)	-

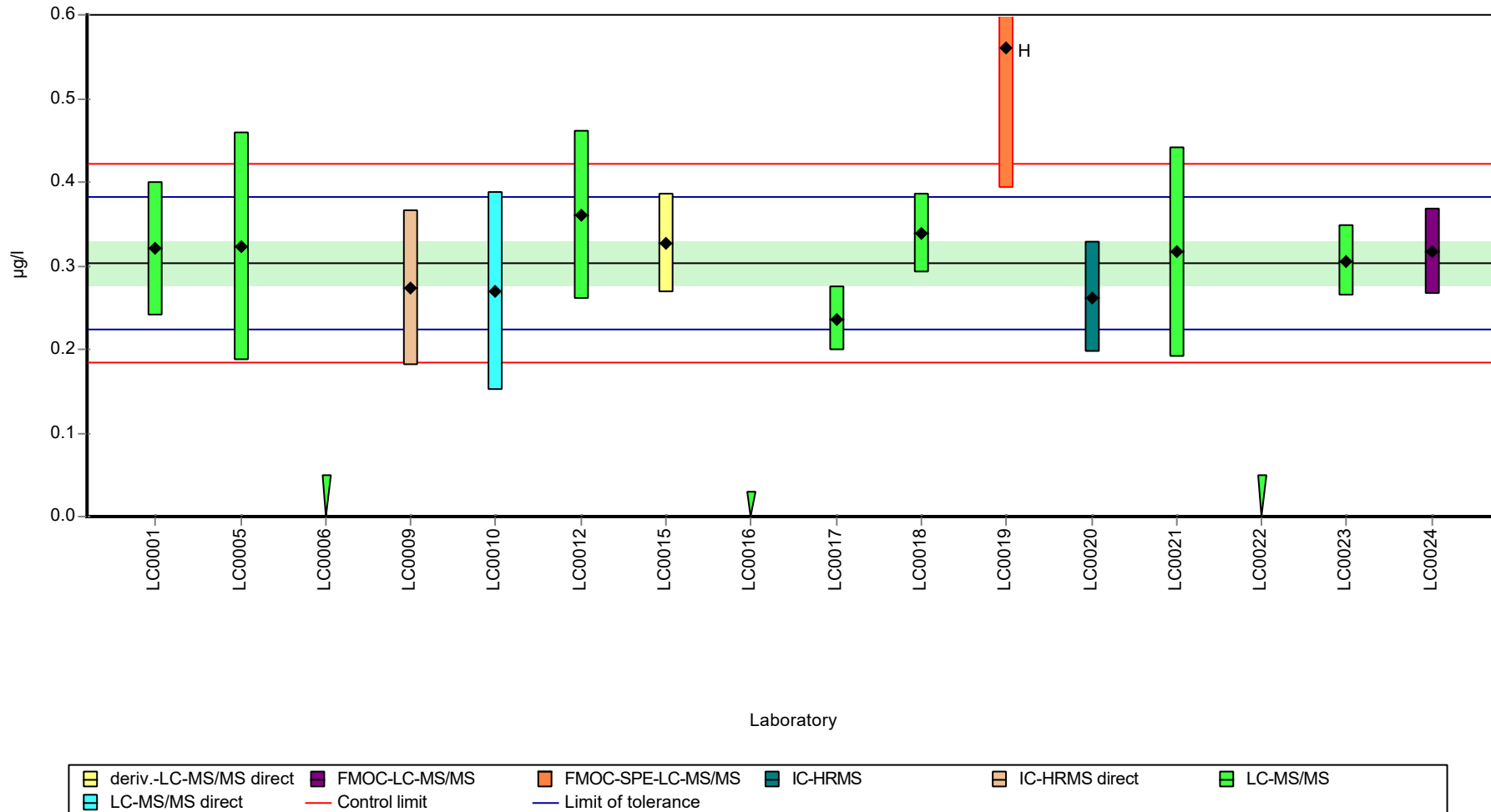
Labcode	Result	± U	Recovery [%]	z-score	Comments
LC0001	0.32	0.08	106	0.43	
LC0002	-	-	-	-	
LC0003	-	-	-	-	
LC0004	-	-	-	-	
LC0005	0.323	0.136	107	0.51	
LC0006	< 0.05 (LOQ)	-	-	-	FN
LC0007	-	-	-	-	
LC0008	-	-	-	-	
LC0009	0.273	0.093	90.1	-0.76	
LC0010	0.27	0.119	89.1	-0.84	
LC0011	-	-	-	-	
LC0012	0.361	0.101	119	1.48	
LC0013	-	-	-	-	
LC0014	-	-	-	-	
LC0015	0.327	0.059	108	0.61	
LC0016	< 0.03 (LOQ)	-	-	-	FN
LC0017	0.2365	0.0384	78.1	-1.69	
LC0018	0.339	0.047	112	0.92	
LC0019	0.56	0.168	185	6.53	H
LC0020	0.262	0.066	86.5	-1.04	
LC0021	0.316	0.125	104	0.33	
LC0022	< 0.05 (LOQ)	-	-	-	FN
LC0023	0.3058	0.0428	101	0.07	
LC0024	0.317	0.051	105	0.36	

Characteristics of parameter

	all results	without outliers	Unit
Mean ± CI (99%)	0.324 ± 0.0657	0.304 ± 0.0313	µg/l
Minimum	0.237	0.237	µg/l
Maximum	0.56	0.361	µg/l
Standard deviation	0.0789	0.0361	µg/l
rel. standard deviation	24.4	11.9	%
n	13	12	-

Graphical presentation of results

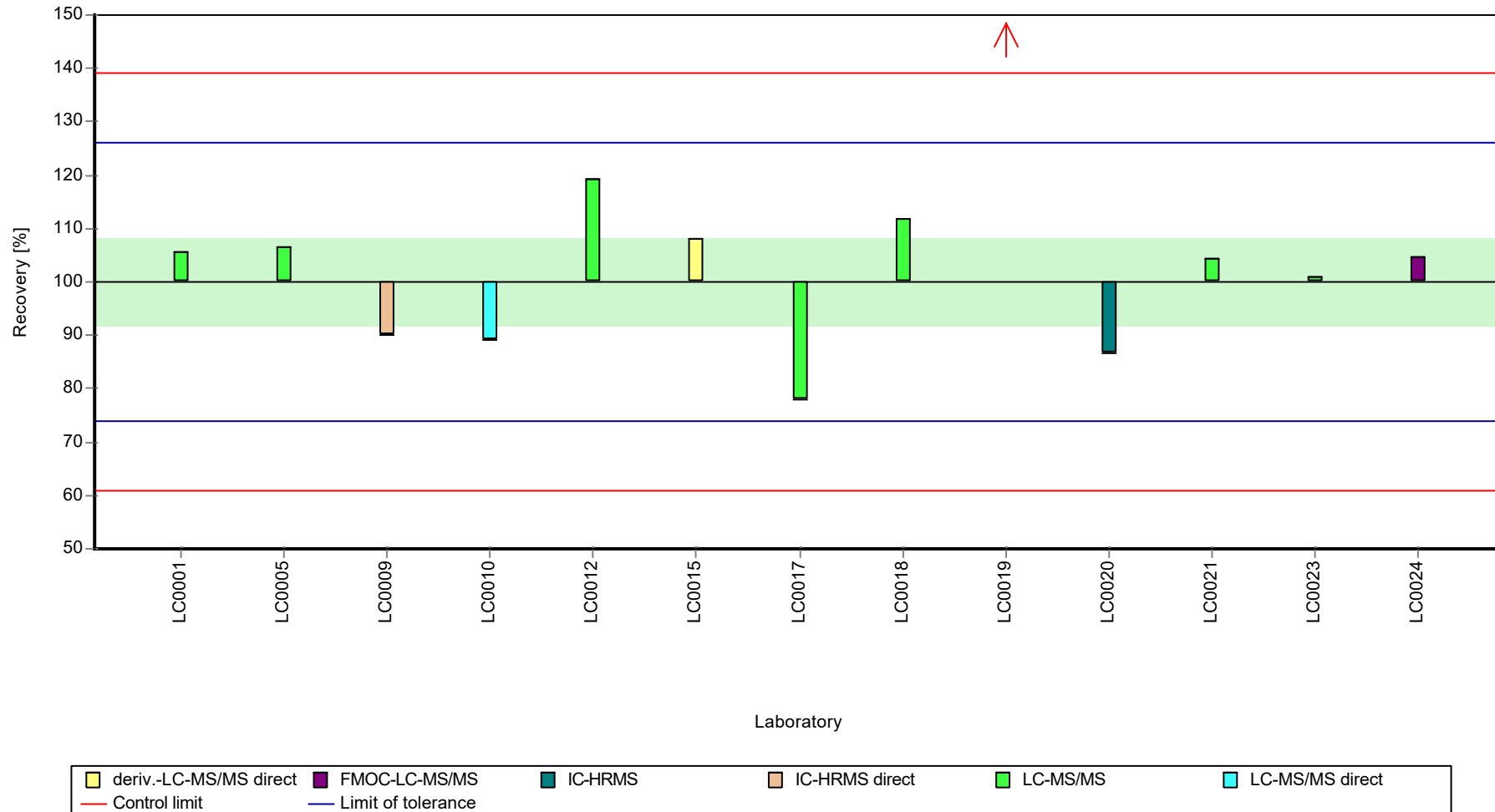
Results



Parameter oriented report Pesticides H113

Sample: H113A, Parameter: AMPA

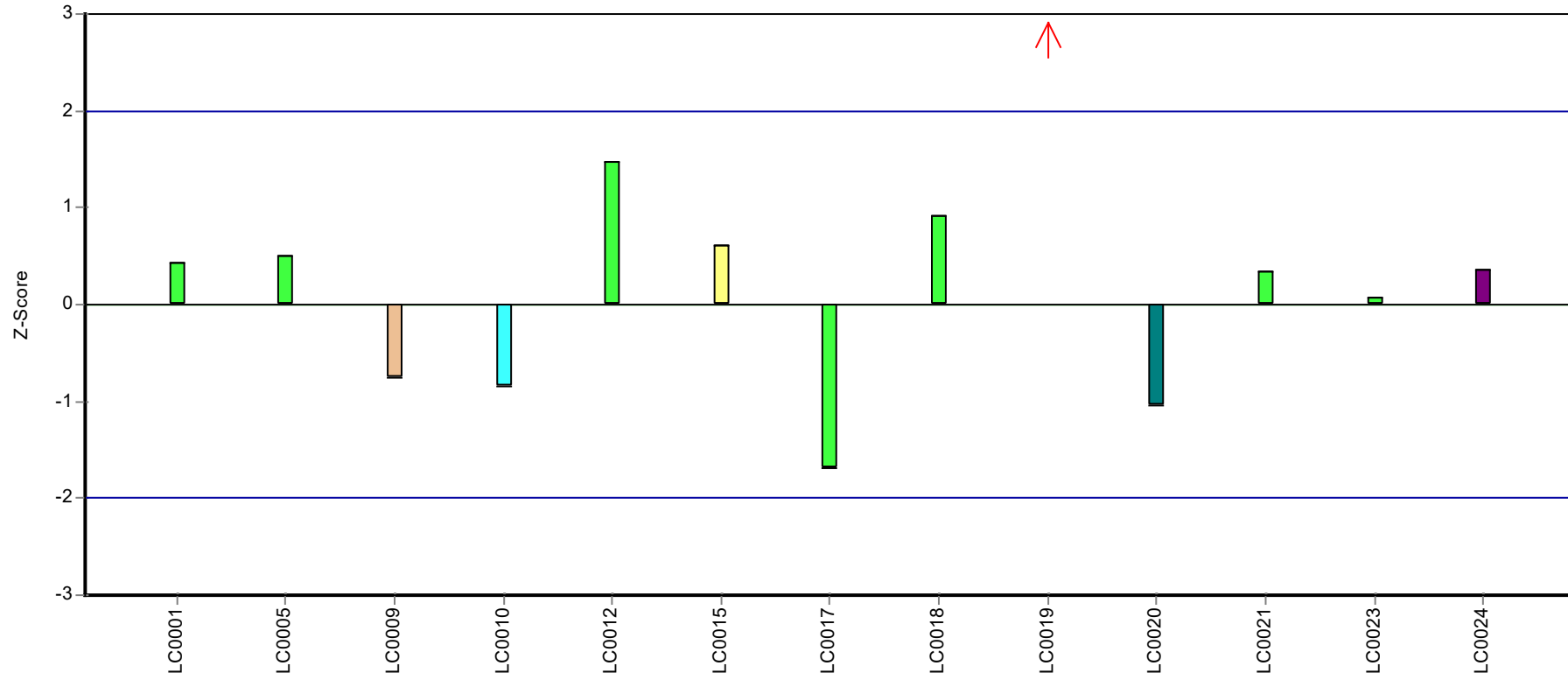
Recovery rate



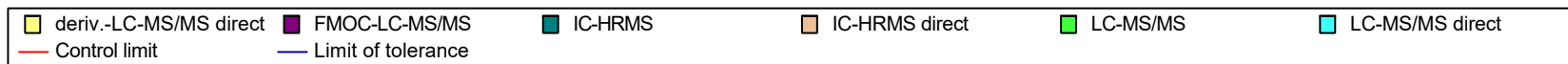
Parameter oriented report Pesticides H113

Sample: H113A, Parameter: AMPA

Z-score



Laboratory



Parameter oriented report

H113 B

AMPA

Unit	µg/l
Assigned value ± U (k=2)	0.298 ± 0.0135
Criterion	0.0388 (13 %)
Minimum - Maximum	0.258 - 0.352
Control test value ± U (k=2)	0.3830 ± 0.0958

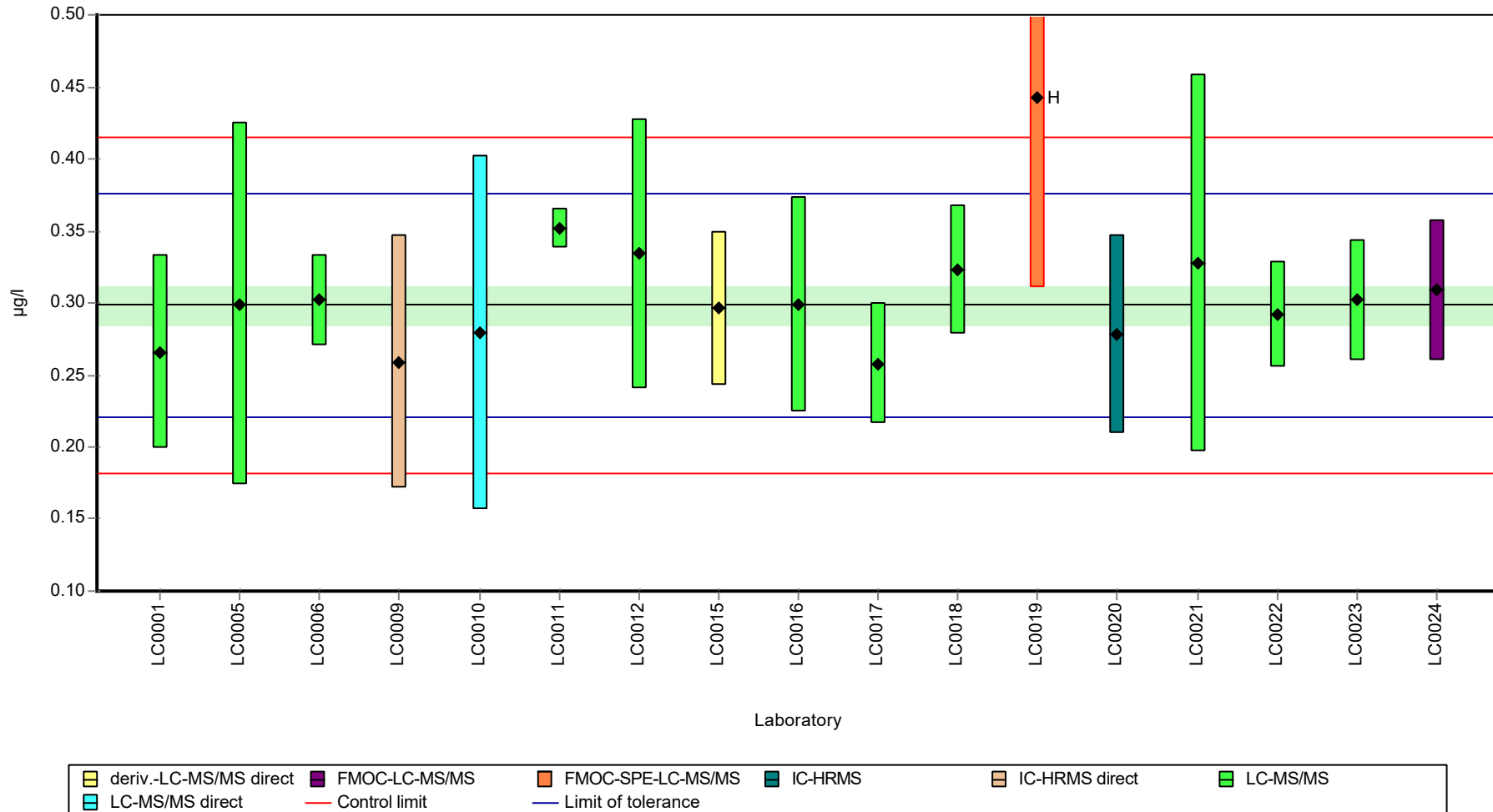
Labcode	Result	± U	Recovery [%]	z-score	Comments
LC0001	0.266	0.067	89.1	-0.84	
LC0002	-	-	-	-	
LC0003	-	-	-	-	
LC0004	-	-	-	-	
LC0005	0.299	0.126	100	0.01	
LC0006	0.302	0.0318	101	0.09	
LC0007	-	-	-	-	
LC0008	-	-	-	-	
LC0009	0.259	0.088	86.8	-1.02	
LC0010	0.279	0.123	93.5	-0.5	
LC0011	0.352	0.014	118	1.38	
LC0012	0.334	0.094	112	0.92	
LC0013	-	-	-	-	
LC0014	-	-	-	-	
LC0015	0.296	0.053	99.2	-0.06	
LC0016	0.299	0.075	100	0.01	
LC0017	0.2577	0.0419	86.3	-1.05	
LC0018	0.323	0.045	108	0.63	
LC0019	0.443	0.1329	148	3.72	H
LC0020	0.278	0.069	93.1	-0.53	
LC0021	0.328	0.131	110	0.76	
LC0022	0.292	0.0365	97.8	-0.17	
LC0023	0.3019	0.0423	101	0.09	
LC0024	0.309	0.049	104	0.27	

Characteristics of parameter

	all results	without outliers	Unit
Mean ± CI (99%)	0.307 ± 0.0318	0.298 ± 0.0202	µg/l
Minimum	0.258	0.258	µg/l
Maximum	0.443	0.352	µg/l
Standard deviation	0.0437	0.0269	µg/l
rel. standard deviation	14.2	9.01	%
n	17	16	-

Graphical presentation of results

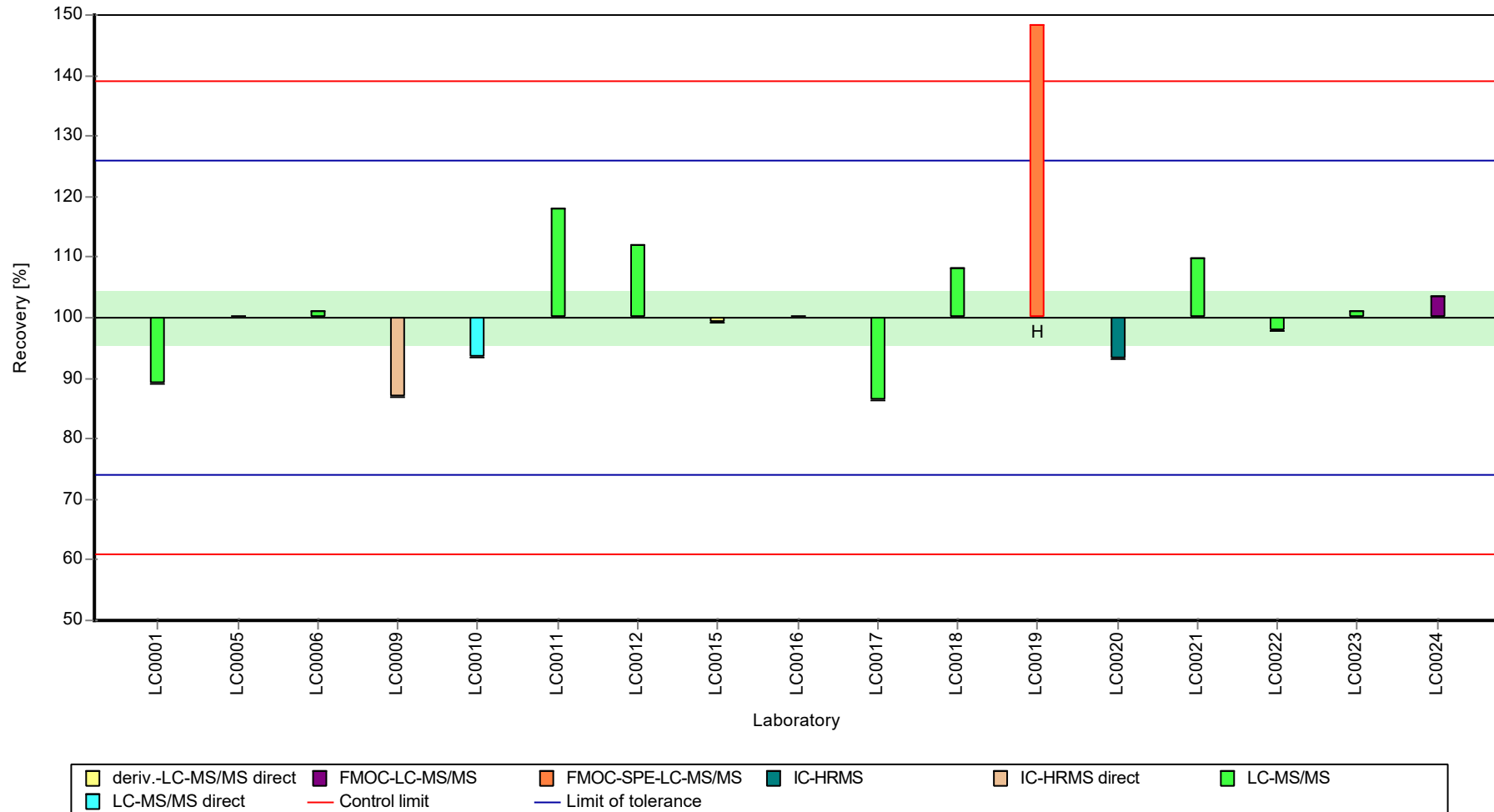
Results



Parameter oriented report Pesticides H113

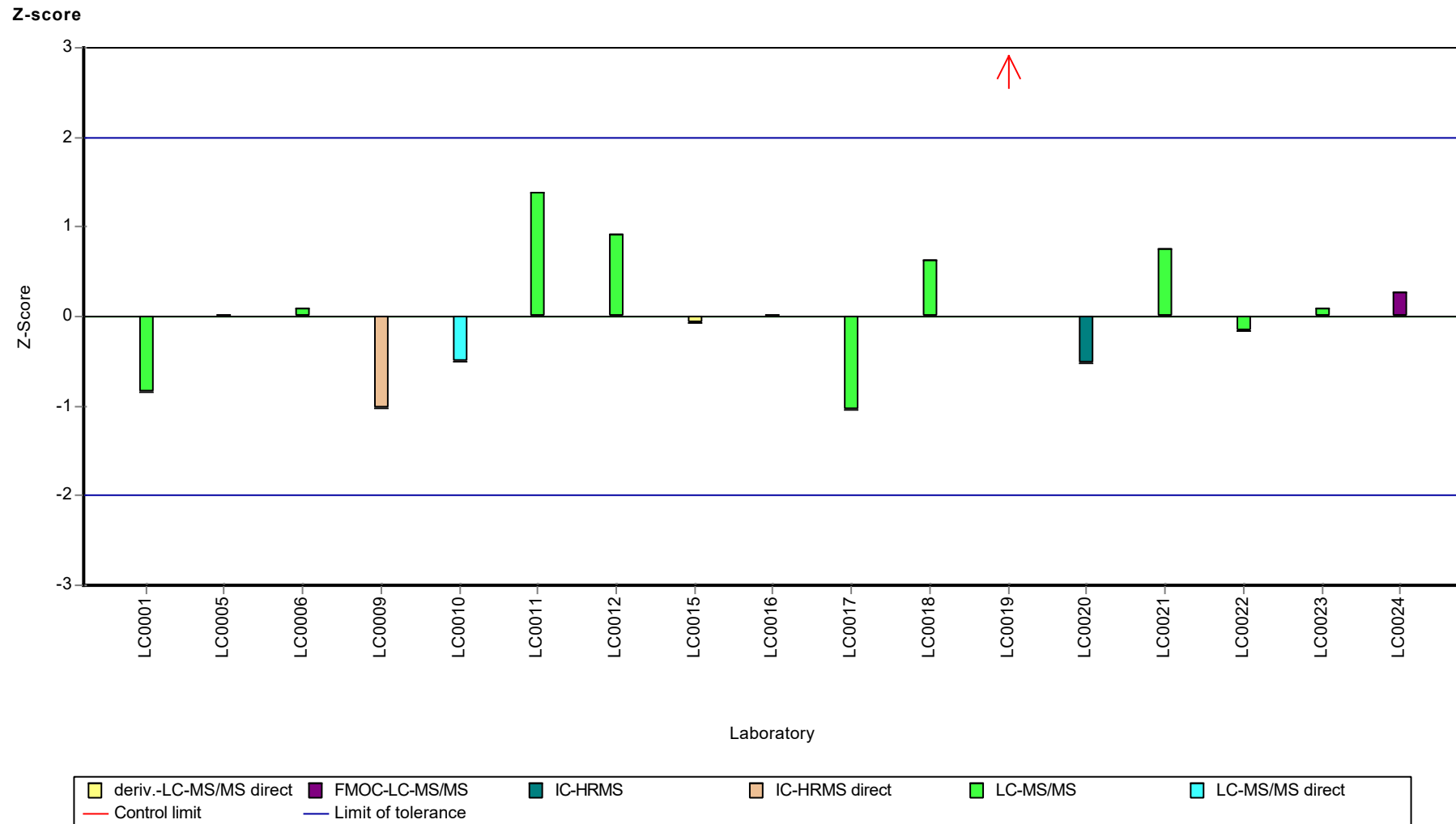
Sample: H113B, Parameter: AMPA

Recovery rate



Parameter oriented report Pesticides H113

Sample: H113B, Parameter: AMPA



Parameter oriented report Pesticides H113

Sample: H113A, Parameter: Bentazone

Parameter oriented report

H113 A

Bentazone

Unit	µg/l
Assigned value ± U (k=2)	0.463 ± 0.0225
Criterion	0.0695 (15 %)
Minimum - Maximum	0.381 - 0.538
Control test value ± U (k=2)	0.5300 ± 0.0796

Labcode	Result	± U	Recovery [%]	z-score	Comments
LC0001	0.45	0.09	97.2	-0.19	
LC0002	0.3806	0.032	82.2	-1.19	
LC0003	0.47	0.13	101	0.1	
LC0004	0.471	0.094	102	0.11	
LC0005	0.487	0.205	105	0.34	
LC0006	0.501	0.1009	108	0.54	
LC0007	0.532	0.133	115	0.99	
LC0008	-	-	-	-	
LC0009	-	-	-	-	
LC0010	0.39	0.16	84.2	-1.05	
LC0011	0.445	0.006	96.1	-0.26	
LC0012	0.453	0.127	97.8	-0.15	
LC0013	0.538	0.081	116	1.08	
LC0014	0.511	0.14	110	0.69	
LC0015	0.398	0.072	85.9	-0.94	
LC0016	0.441	0.063	95.2	-0.32	
LC0017	-	-	-	-	
LC0018	-	-	-	-	
LC0019	0.42464	0.12739	91.7	-0.55	
LC0020	-	-	-	-	
LC0021	0.509	0.056	110	0.66	
LC0022	0.479	0.0719	103	0.23	
LC0023	0.3994	0.0599	86.2	-0.92	
LC0024	0.52	0.213	112	0.82	

Characteristics of parameter

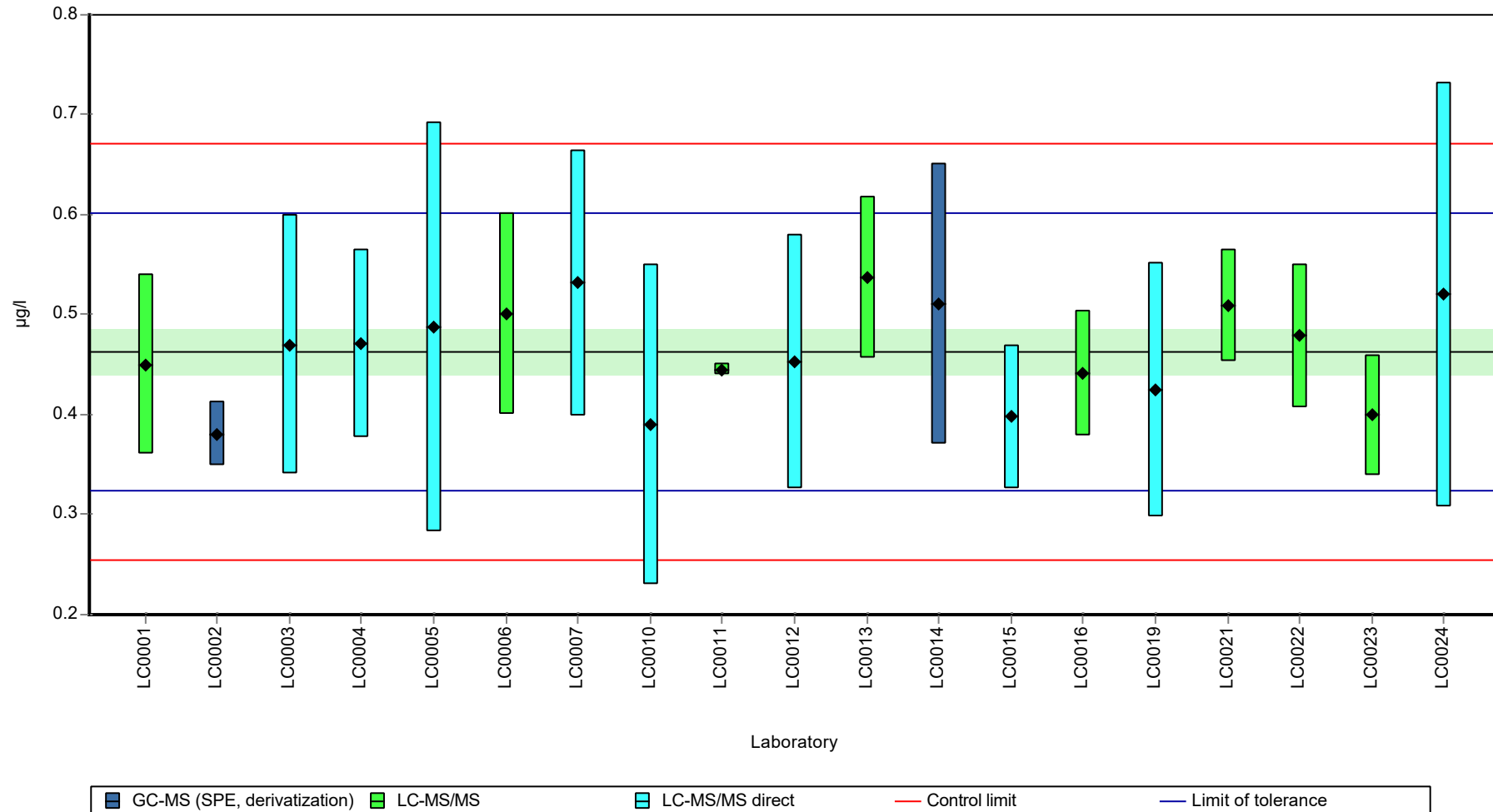
	all results	without outliers	Unit
Mean ± CI (99%)	0.463 ± 0.0338	0.463 ± 0.0338	µg/l
Minimum	0.381	0.381	µg/l
Maximum	0.538	0.538	µg/l
Standard deviation	0.0491	0.0491	µg/l
rel. standard deviation	10.6	10.6	%
n	19	19	-

Parameter oriented report Pesticides H113

Sample: H113A, Parameter: Bentazone

Graphical presentation of results

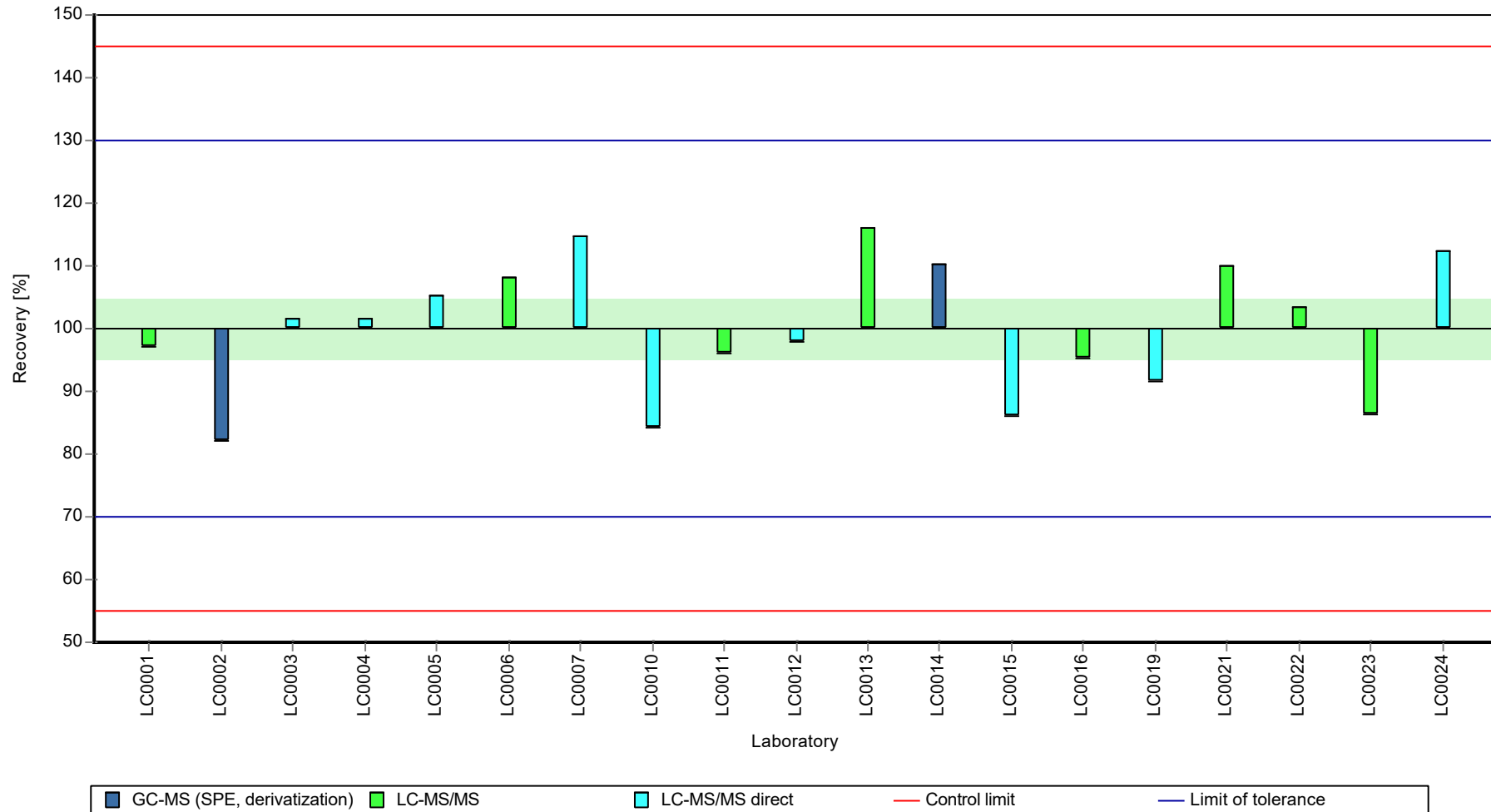
Results



Parameter oriented report Pesticides H113

Sample: H113A, Parameter: Bentazone

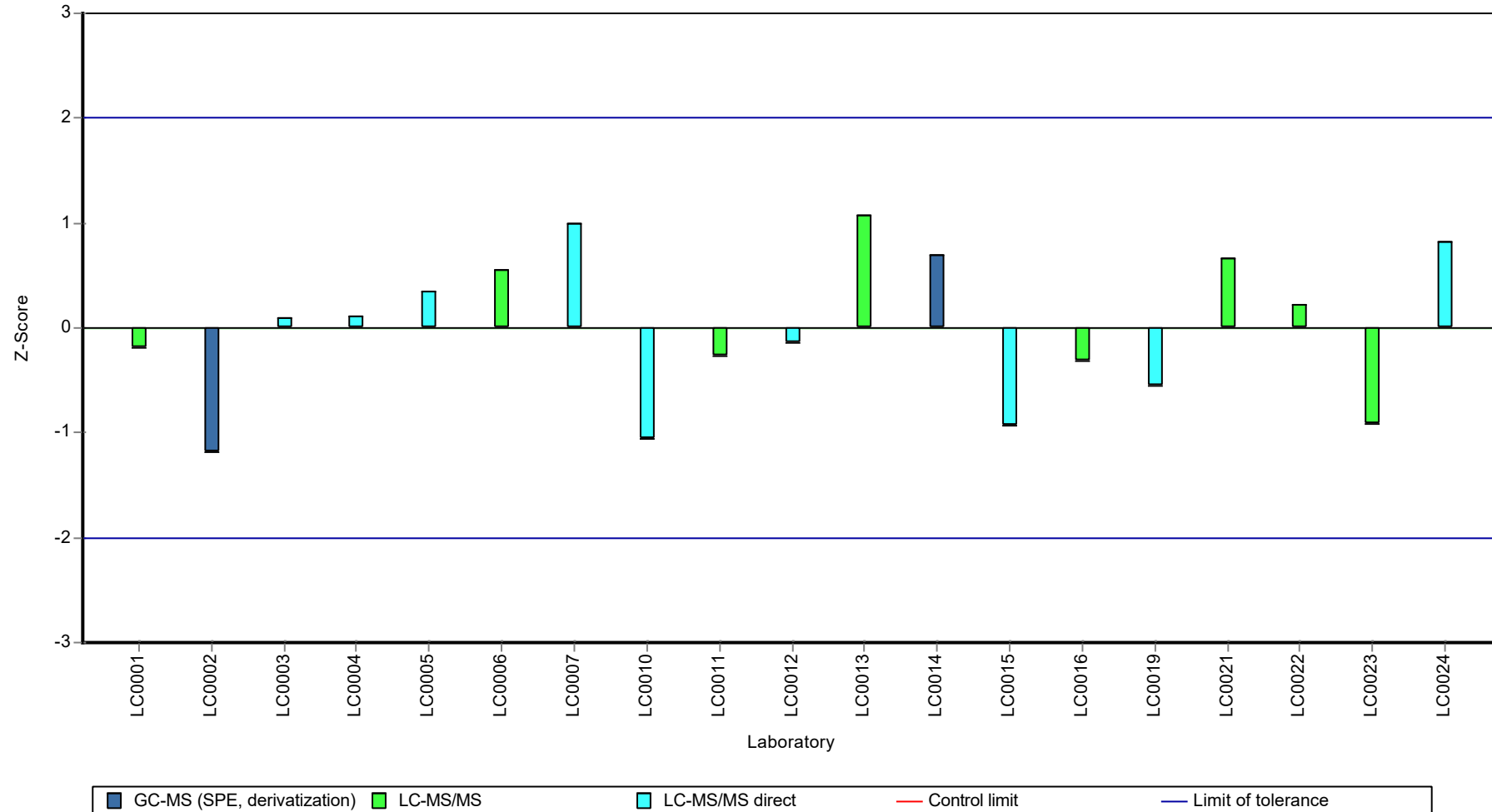
Recovery rate



Parameter oriented report Pesticides H113

Sample: H113A, Parameter: Bentazone

Z-score



Parameter oriented report Pesticides H113

Sample: H113B, Parameter: Bentazone

Parameter oriented report

H113 B

Bentazone

Unit	µg/l
Assigned value ± U (k=2)	0.483 ± 0.0234
Criterion	0.0724 (15 %)
Minimum - Maximum	0.38 - 0.575
Control test value ± U (k=2)	0.5490 ± 0.0824

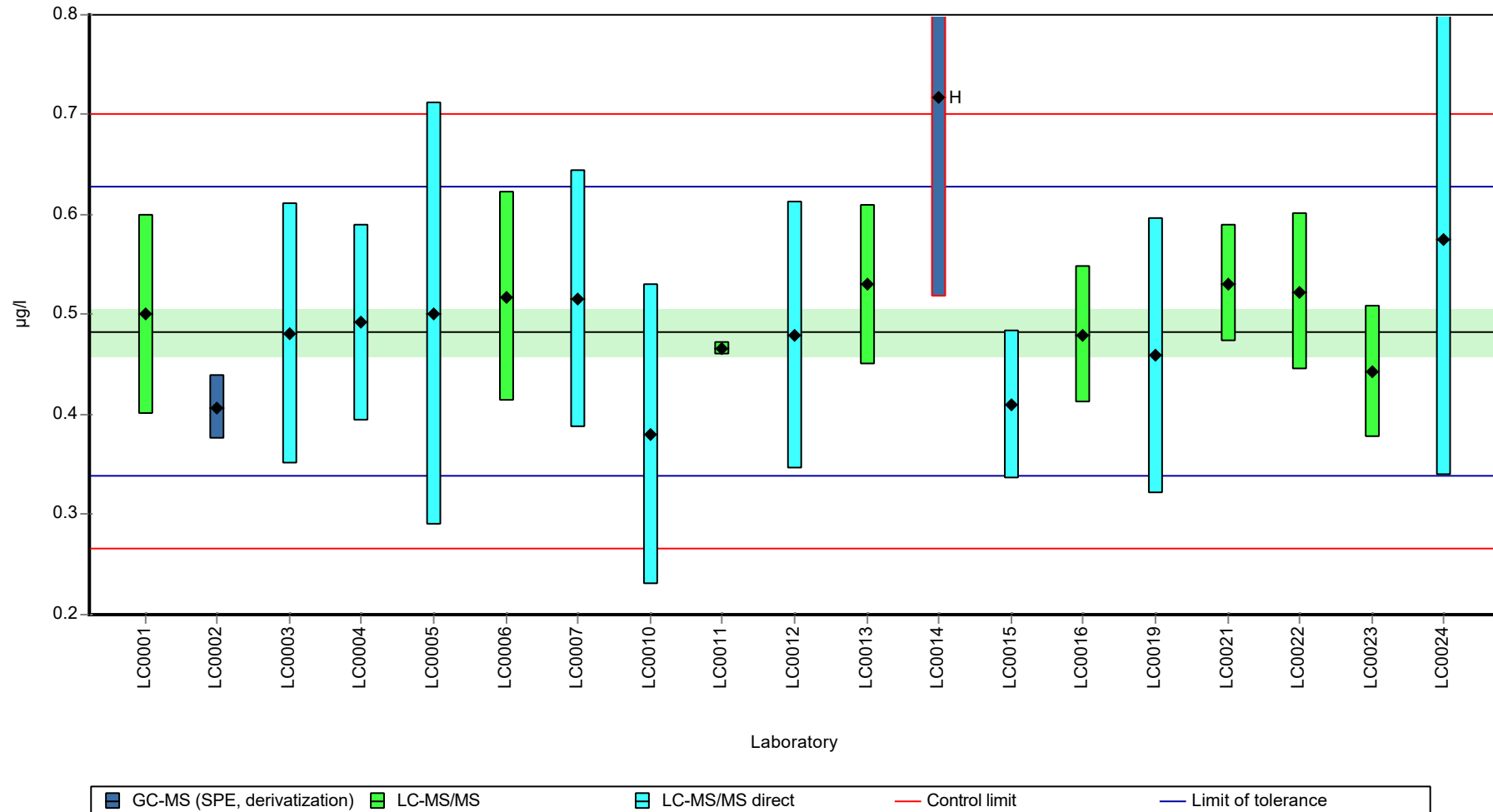
Labcode	Result	± U	Recovery [%]	z-score	Comments
LC0001	0.5	0.1	104	0.24	
LC0002	0.4074	0.032	84.4	-1.04	
LC0003	0.481	0.13	99.6	-0.03	
LC0004	0.492	0.098	102	0.13	
LC0005	0.501	0.211	104	0.25	
LC0006	0.518	0.1044	107	0.48	
LC0007	0.516	0.129	107	0.46	
LC0008	-	-	-	-	
LC0009	-	-	-	-	
LC0010	0.38	0.15	78.7	-1.42	
LC0011	0.466	0.006	96.5	-0.23	
LC0012	0.48	0.134	99.4	-0.04	
LC0013	0.53	0.08	110	0.65	
LC0014	0.718	0.2	149	3.25	H
LC0015	0.41	0.074	84.9	-1.01	
LC0016	0.48	0.069	99.4	-0.04	
LC0017	-	-	-	-	
LC0018	-	-	-	-	
LC0019	0.45878	0.13764	95	-0.33	
LC0020	-	-	-	-	
LC0021	0.531	0.059	110	0.66	
LC0022	0.523	0.0785	108	0.55	
LC0023	0.4433	0.0665	91.8	-0.55	
LC0024	0.575	0.236	119	1.27	

Characteristics of parameter

	all results	without outliers	Unit
Mean ± CI (99%)	0.495 ± 0.0498	0.483 ± 0.035	µg/l
Minimum	0.38	0.38	µg/l
Maximum	0.718	0.575	µg/l
Standard deviation	0.0723	0.0495	µg/l
rel. standard deviation	14.6	10.3	%
n	19	18	-

Graphical presentation of results

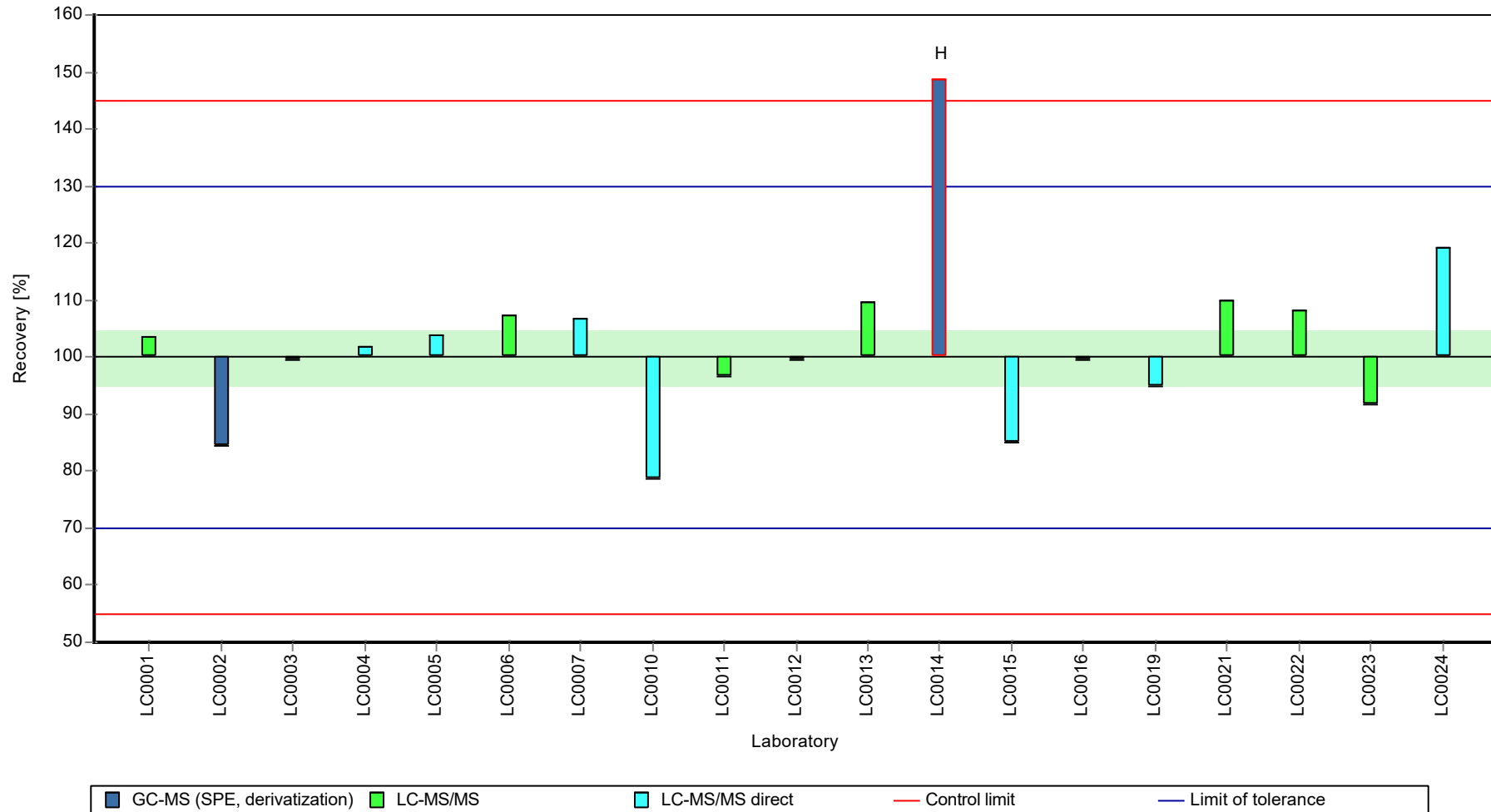
Results



Parameter oriented report Pesticides H113

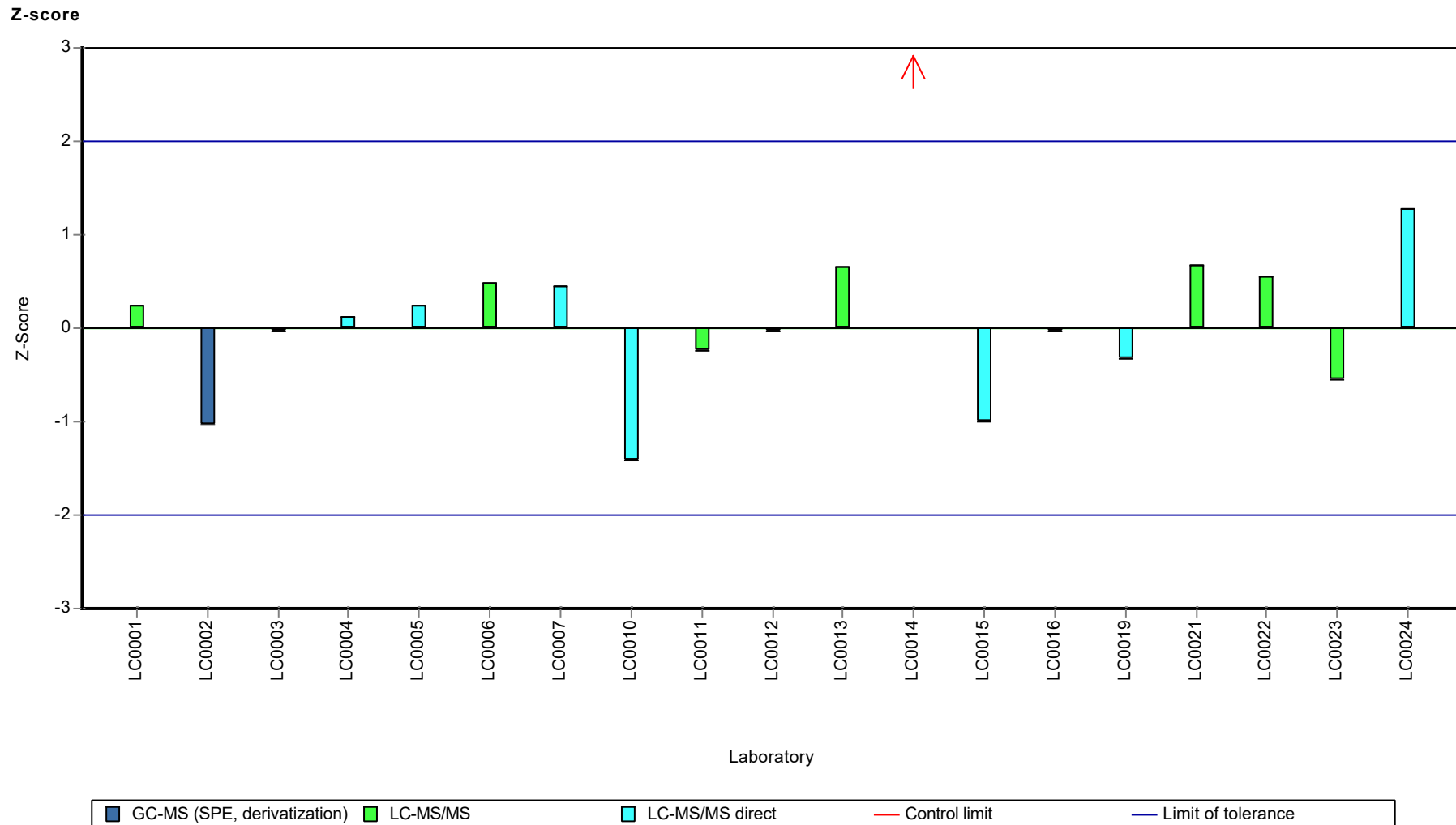
Sample: H113B, Parameter: Bentazone

Recovery rate



Parameter oriented report Pesticides H113

Sample: H113B, Parameter: Bentazone



Parameter oriented report Pesticides H113

Sample: H113A, Parameter: Chlorothalonil Metabolite
R611965 (3-carbamyl-2,4,5-trichlorobenzoic acid)

Parameter oriented report

H113 A

**Chlorothalonil Metabolite R611965 (3-carbamyl-2,4,5-trichlorobenzoic acid)

Unit	µg/l
Assigned value ± U (k=2)	0.291 ± 0.0382
Criterion	0.0495 (17 %)
Minimum - Maximum	0.211 - 0.355
Control test value ± U (k=2)	0.2510 ± 0.0628

Labcode	Result	± U	Recovery [%]	z-score	Comments
LC0001	-	-	-	-	
LC0002	-	-	-	-	
LC0003	-	-	-	-	
LC0004	-	-	-	-	
LC0005	-	-	-	-	
LC0006	0.248	0.024	85.2	-0.87	
LC0007	0.284	0.071	97.5	-0.14	
LC0008	0.355	0.11	122	1.29	
LC0009	-	-	-	-	
LC0010	-	-	-	-	
LC0011	0.211	0.013	72.5	-1.62	
LC0012	-	-	-	-	
LC0013	-	-	-	-	
LC0014	-	-	-	-	
LC0015	0.291	0.052	100	0.00	
LC0016	0.343	0.102	118	1.05	
LC0017	-	-	-	-	
LC0018	-	-	-	-	
LC0019	-	-	-	-	
LC0020	-	-	-	-	
LC0021	-	-	-	-	
LC0022	-	-	-	-	
LC0023	-	-	-	-	
LC0024	0.306	0.116	105	0.3	

Characteristics of parameter

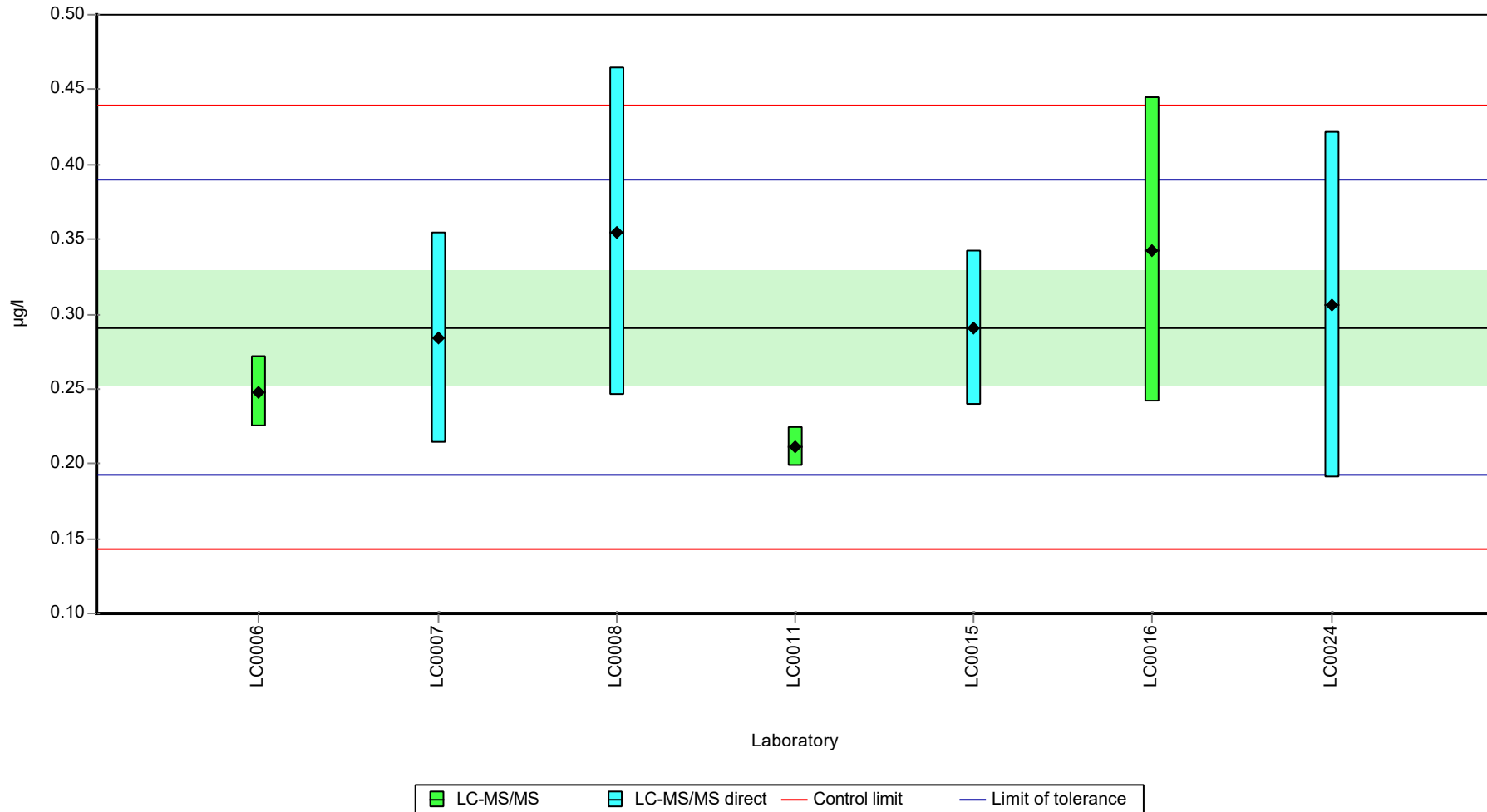
	all results	without outliers	Unit
Mean ± CI (99%)	0.291 ± 0.0573	0.291 ± 0.0573	µg/l
Minimum	0.211	0.211	µg/l
Maximum	0.355	0.355	µg/l
Standard deviation	0.0505	0.0505	µg/l
rel. standard deviation	17.4	17.4	%
n	7	7	-

Parameter oriented report Pesticides H113

Sample: H113A, Parameter: Chlorothalonil Metabolite R611965 (3-carbamyl-2,4,5-trichlorobenzoic acid)

Graphical presentation of results

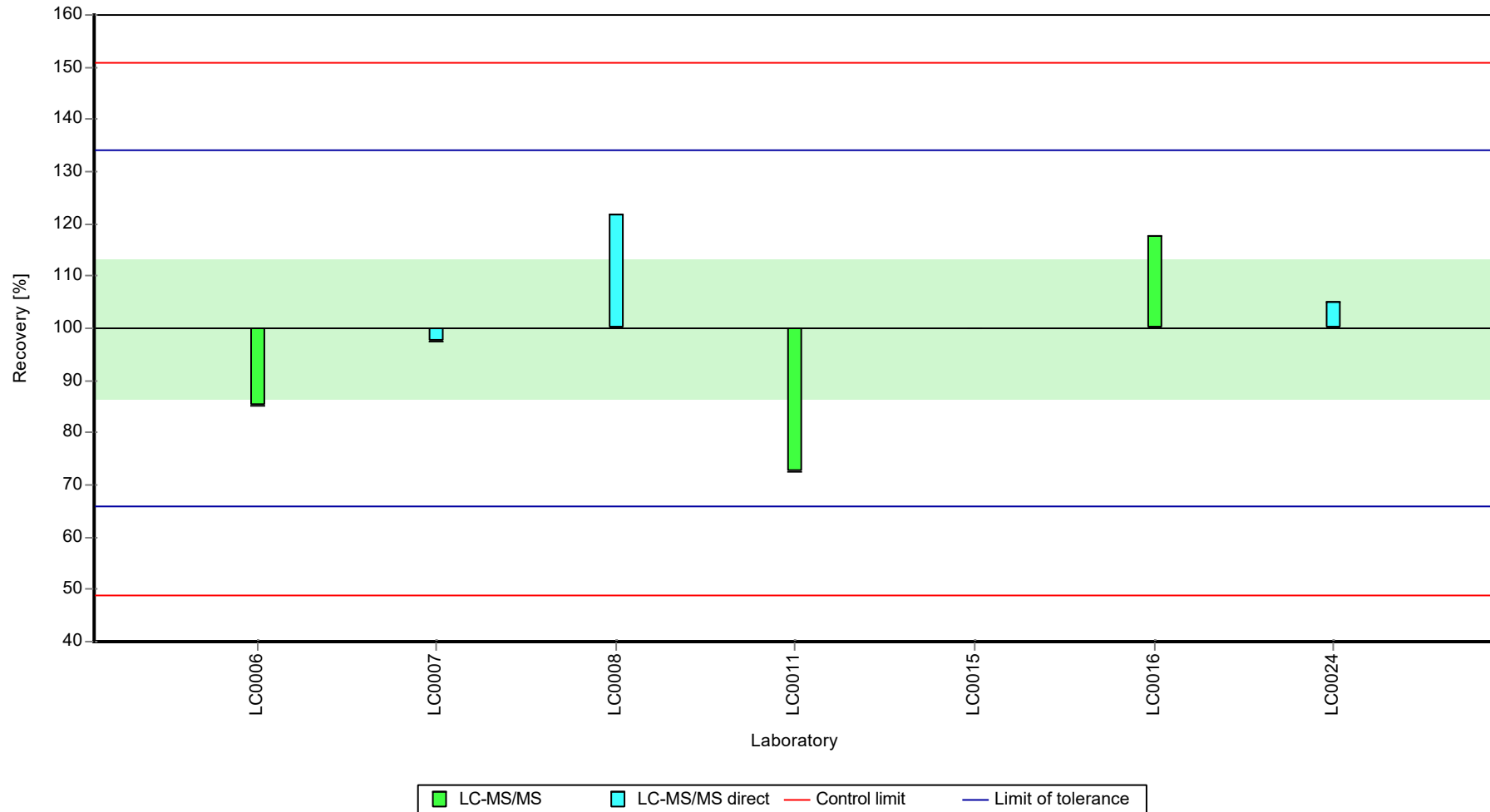
Results



Parameter oriented report Pesticides H113

Sample: H113A, Parameter: Chlorothalonil Metabolite R611965 (3-carbamyl-2,4,5-trichlorobenzoic acid)

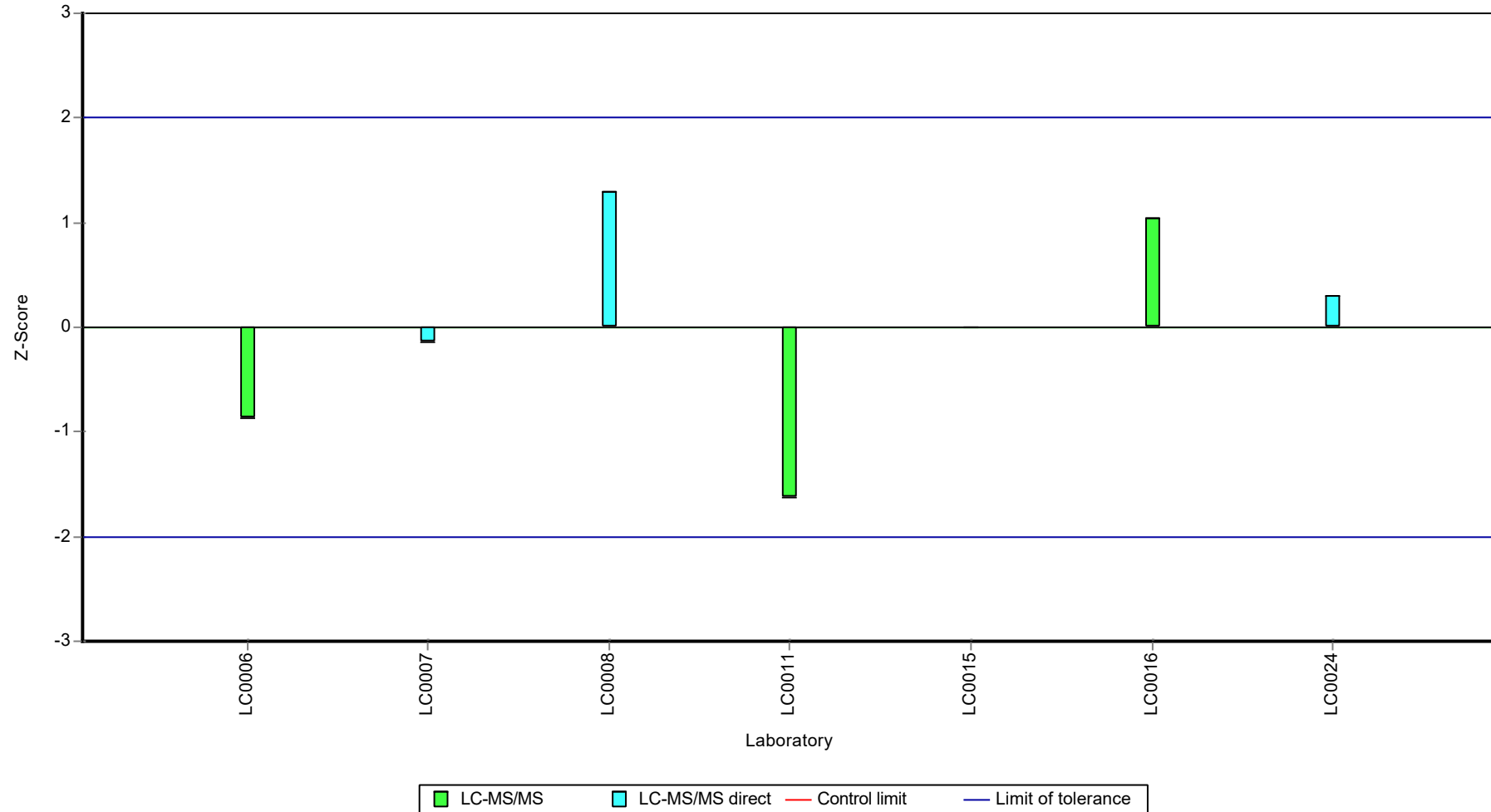
Recovery rate



Parameter oriented report Pesticides H113

Sample: H113A, Parameter: Chlorothalonil Metabolite R611965 (3-carbamyl-2,4,5-trichlorobenzoic acid)

Z-score



Parameter oriented report Pesticides H113

Sample: H113B, Parameter: Chlorothalonil Metabolite
R611965 (3-carbamyl-2,4,5-trichlorobenzoic acid)

Parameter oriented report

H113 B

**Chlorothalonil Metabolite R611965 (3-carbamyl-2,4,5-trichlorobenzoic acid)

Unit	µg/l
Assigned value ± U (k=2)	0.305 ± 0.0342
Criterion	0.0457 (15 %)
Minimum - Maximum	0.238 - 0.38
Control test value ± U (k=2)	0.2530 ± 0.0632

Labcode	Result	± U	Recovery [%]	z-score	Comments
LC0001	-	-	-	-	
LC0002	-	-	-	-	
LC0003	-	-	-	-	
LC0004	-	-	-	-	
LC0005	-	-	-	-	
LC0006	0.309	0.0299	101	0.09	
LC0007	0.287	0.072	94.1	-0.39	
LC0008	0.38	0.11	125	1.64	
LC0009	-	-	-	-	
LC0010	-	-	-	-	
LC0011	0.238	0.013	78.1	-1.46	
LC0012	-	-	-	-	
LC0013	-	-	-	-	
LC0014	-	-	-	-	
LC0015	0.272	0.049	89.2	-0.72	
LC0016	0.326	0.097	107	0.46	
LC0017	-	-	-	-	
LC0018	-	-	-	-	
LC0019	-	-	-	-	
LC0020	-	-	-	-	
LC0021	-	-	-	-	
LC0022	-	-	-	-	
LC0023	-	-	-	-	
LC0024	0.322	0.122	106	0.37	

Characteristics of parameter

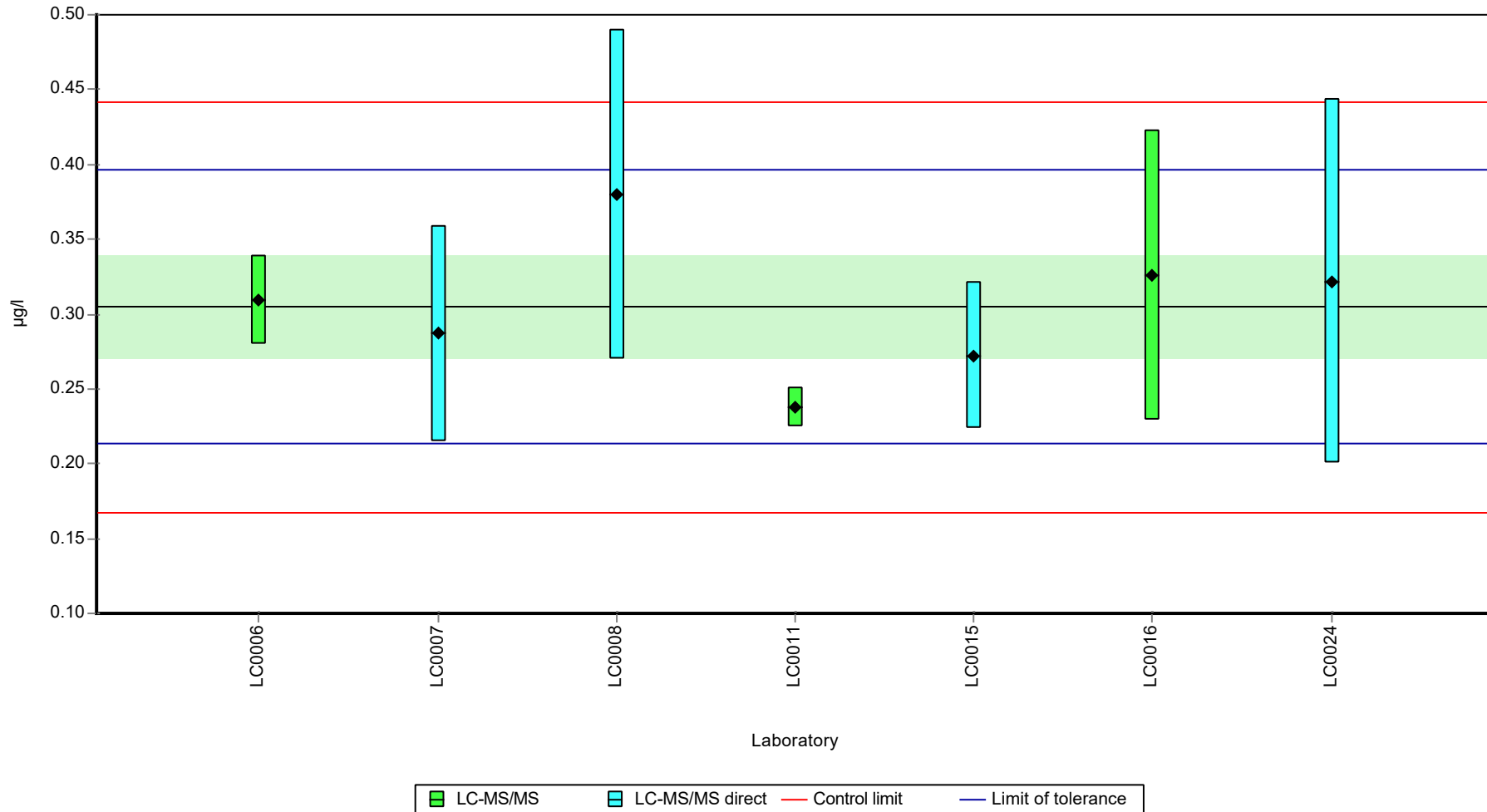
	all results	without outliers	Unit
Mean ± CI (99%)	0.305 ± 0.0513	0.305 ± 0.0513	µg/l
Minimum	0.238	0.238	µg/l
Maximum	0.38	0.38	µg/l
Standard deviation	0.0452	0.0452	µg/l
rel. standard deviation	14.8	14.8	%
n	7	7	-

Parameter oriented report Pesticides H113

Sample: H113B, Parameter: Chlorothalonil Metabolite R611965 (3-carbamyl-2,4,5-trichlorobenzoic acid)

Graphical presentation of results

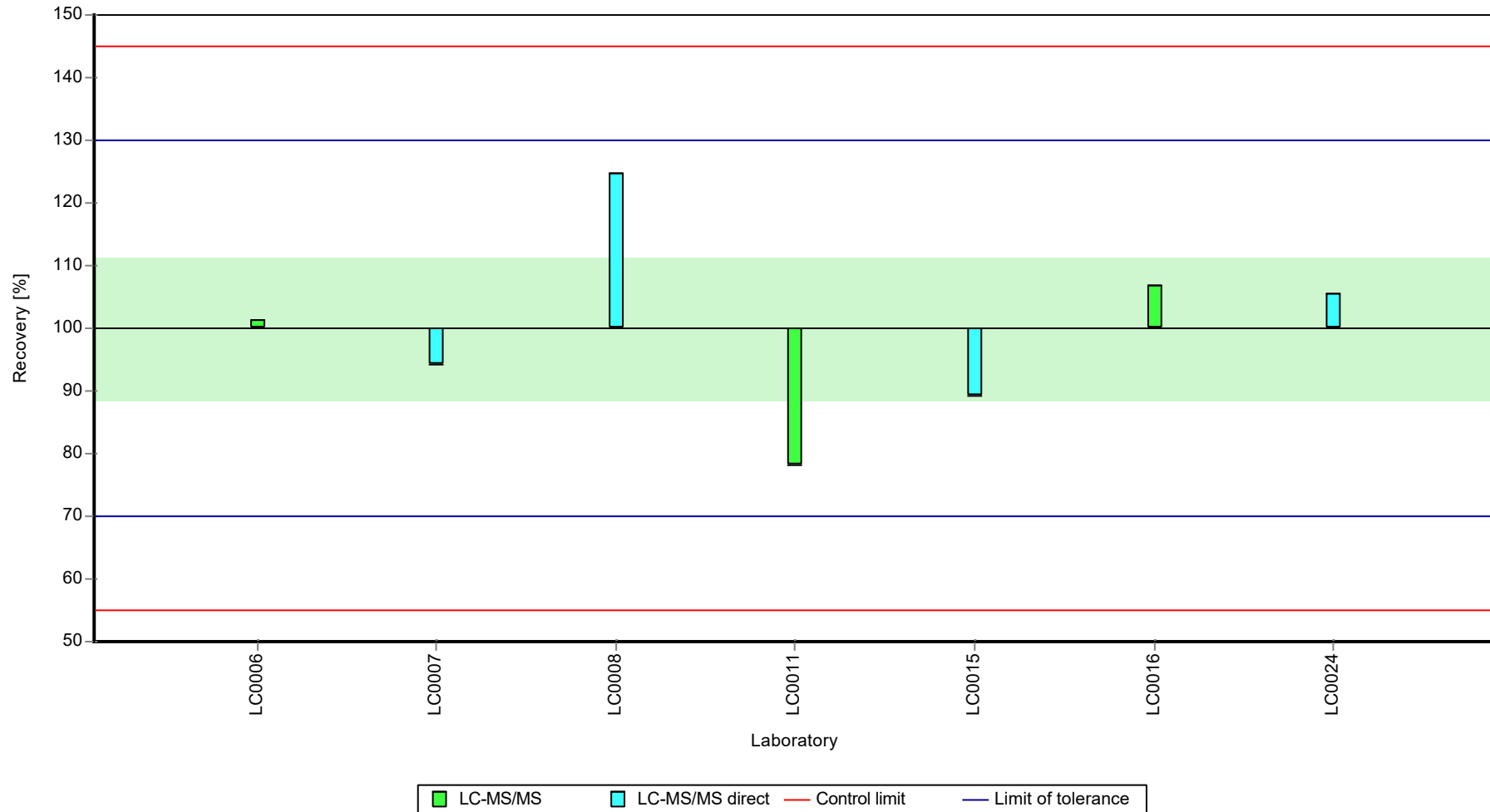
Results



Parameter oriented report Pesticides H113

Sample: H113B, Parameter: Chlorothalonil Metabolite R611965 (3-carbamyl-2,4,5-trichlorobenzoic acid)

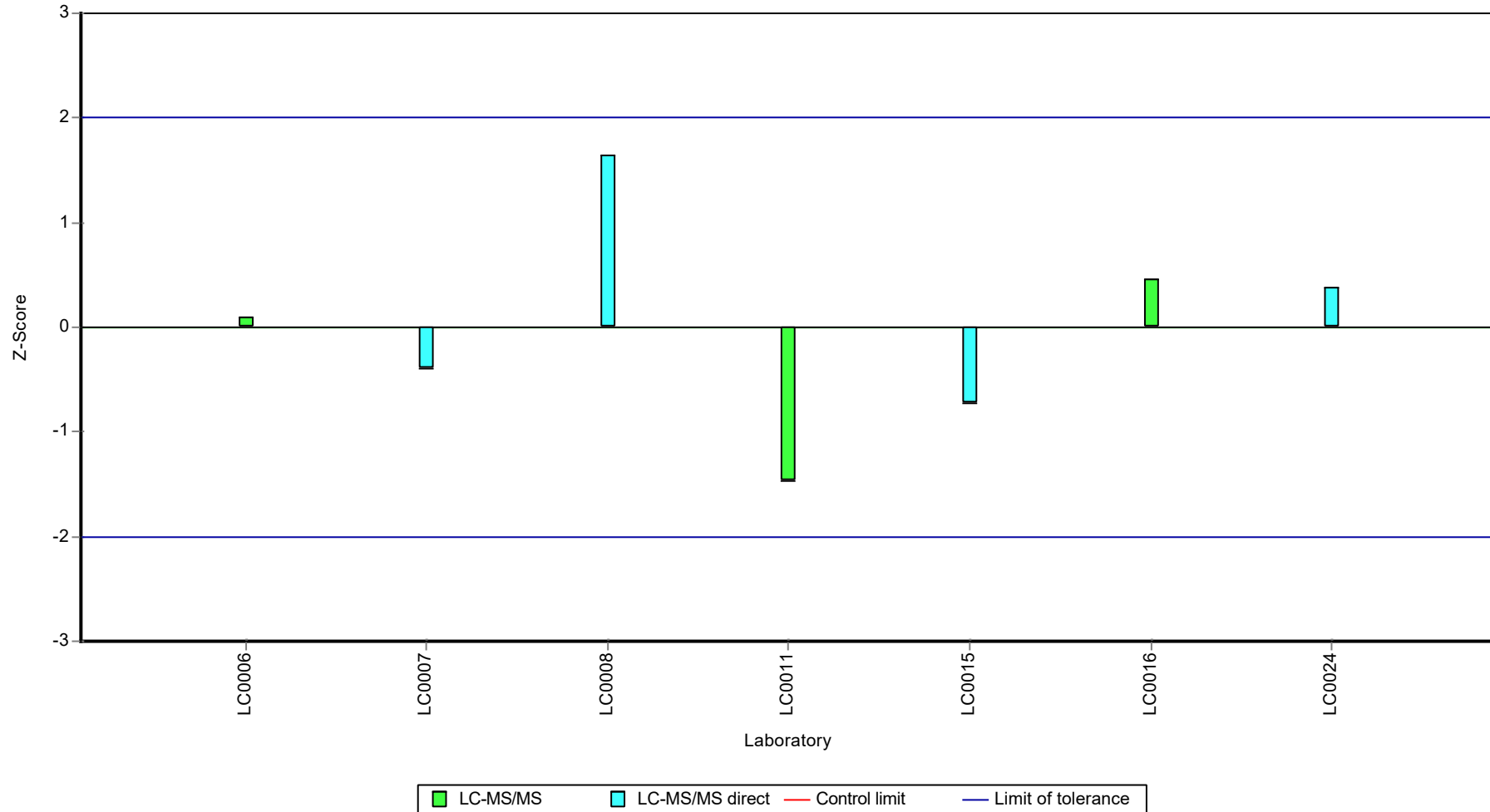
Recovery rate



Parameter oriented report Pesticides H113

Sample: H113B, Parameter: Chlorothalonil Metabolite R611965 (3-carbamyl-2,4,5-trichlorobenzoic acid)

Z-score



Parameter oriented report Pesticides H113

Sample: H113A, Parameter: Chlorothalonil sulfonic acid (Chlorothalonil-ESA)

Parameter oriented report

H113 A

**Chlorothalonil sulfonic acid (Chlorothalonil-ESA)

Unit	µg/l
Assigned value ± U (k=2)	0.678 ± 0.136
Criterion	0.183 (27 %)
Minimum - Maximum	0.398 - 0.888
Control test value ± U (k=2)	0.6470 ± 0.0971

Labcode	Result	± U	Recovery [%]	z-score	Comments
LC0001	-	-	-	-	
LC0002	-	-	-	-	
LC0003	-	-	-	-	
LC0004	0.698	0.175	103	0.11	
LC0005	-	-	-	-	
LC0006	-	-	-	-	
LC0007	0.87	0.218	128	1.05	
LC0008	-	-	-	-	
LC0009	-	-	-	-	
LC0010	-	-	-	-	
LC0011	0.502	0.015	74	-0.96	
LC0012	-	-	-	-	
LC0013	-	-	-	-	
LC0014	-	-	-	-	
LC0015	0.652	0.117	96.2	-0.14	
LC0016	0.888	0.16	131	1.15	
LC0017	-	-	-	-	
LC0018	-	-	-	-	
LC0019	0.39777	0.11933	58.7	-1.53	
LC0020	-	-	-	-	
LC0021	-	-	-	-	
LC0022	-	-	-	-	
LC0023	-	-	-	-	
LC0024	0.738	0.162	109	0.33	

Characteristics of parameter

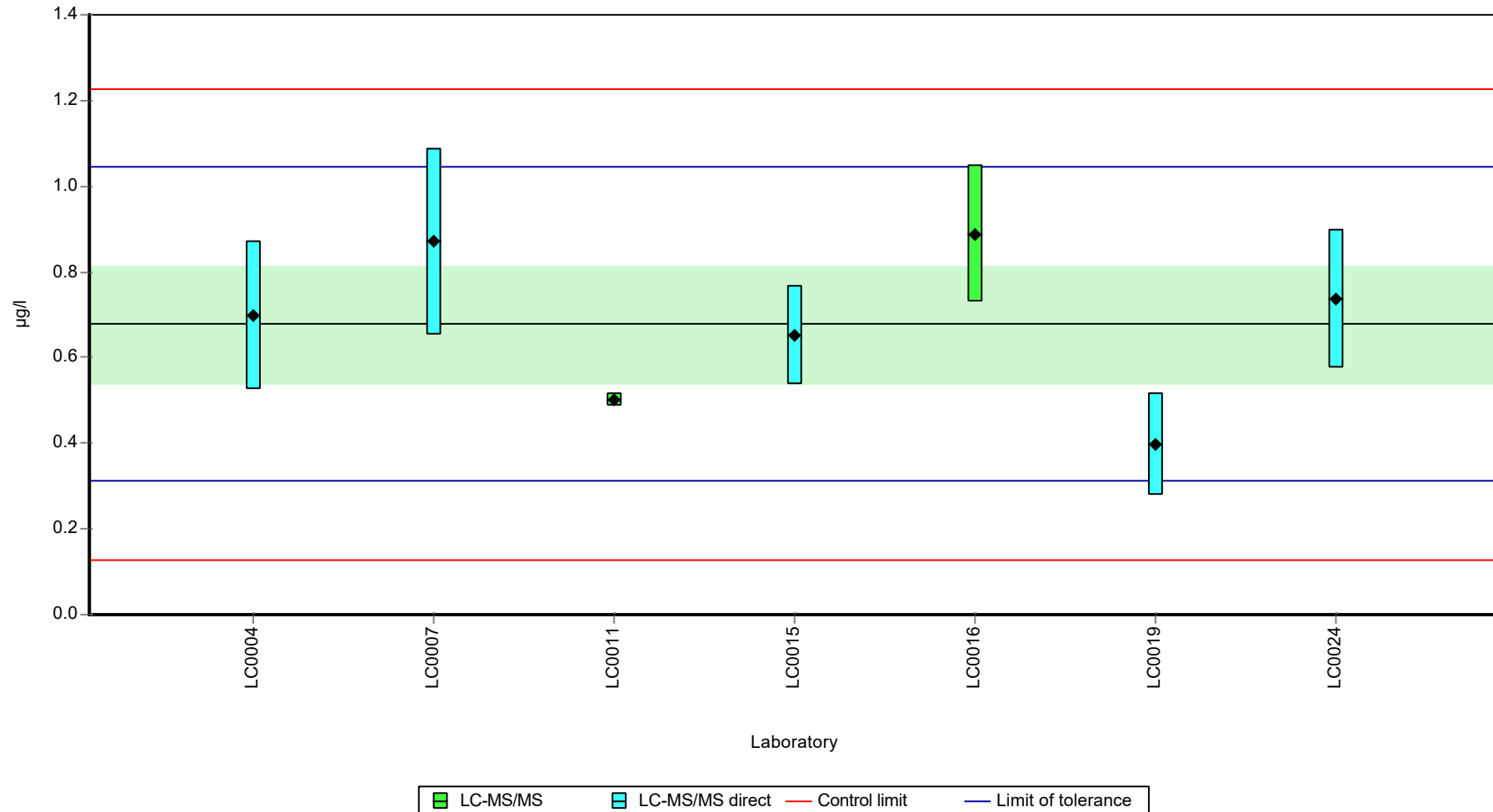
	all results	without outliers	Unit
Mean ± CI (99%)	0.678 ± 0.204	0.678 ± 0.204	µg/l
Minimum	0.398	0.398	µg/l
Maximum	0.888	0.888	µg/l
Standard deviation	0.18	0.18	µg/l
rel. standard deviation	26.6	26.6	%
n	7	7	-

Parameter oriented report Pesticides H113

Sample: H113A, Parameter: Chlorothalonil sulfonic acid (Chlorothalonil-ESA)

Graphical presentation of results

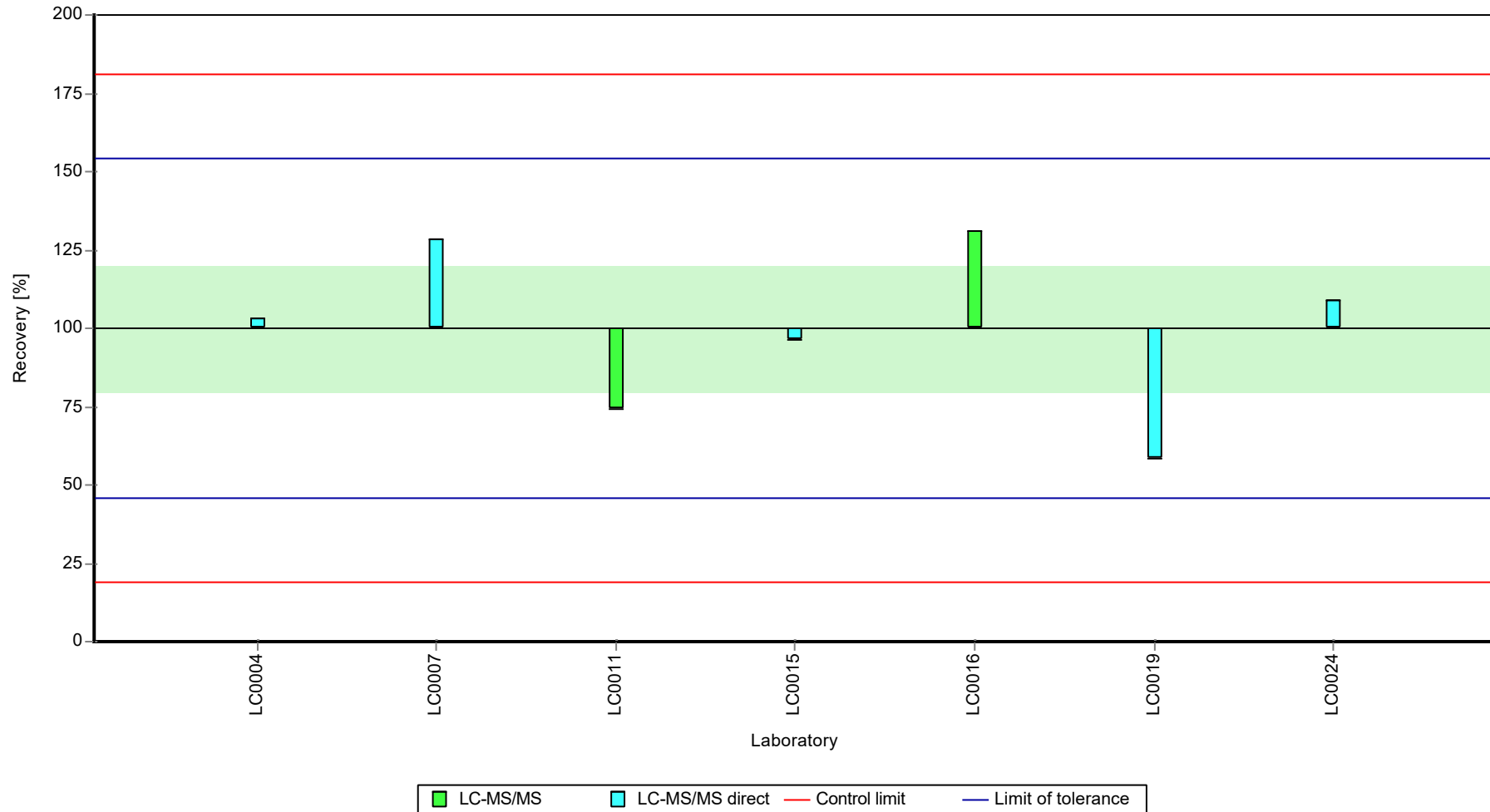
Results



Parameter oriented report Pesticides H113

Sample: H113A, Parameter: Chlorothalonil sulfonic acid (Chlorothalonil-ESA)

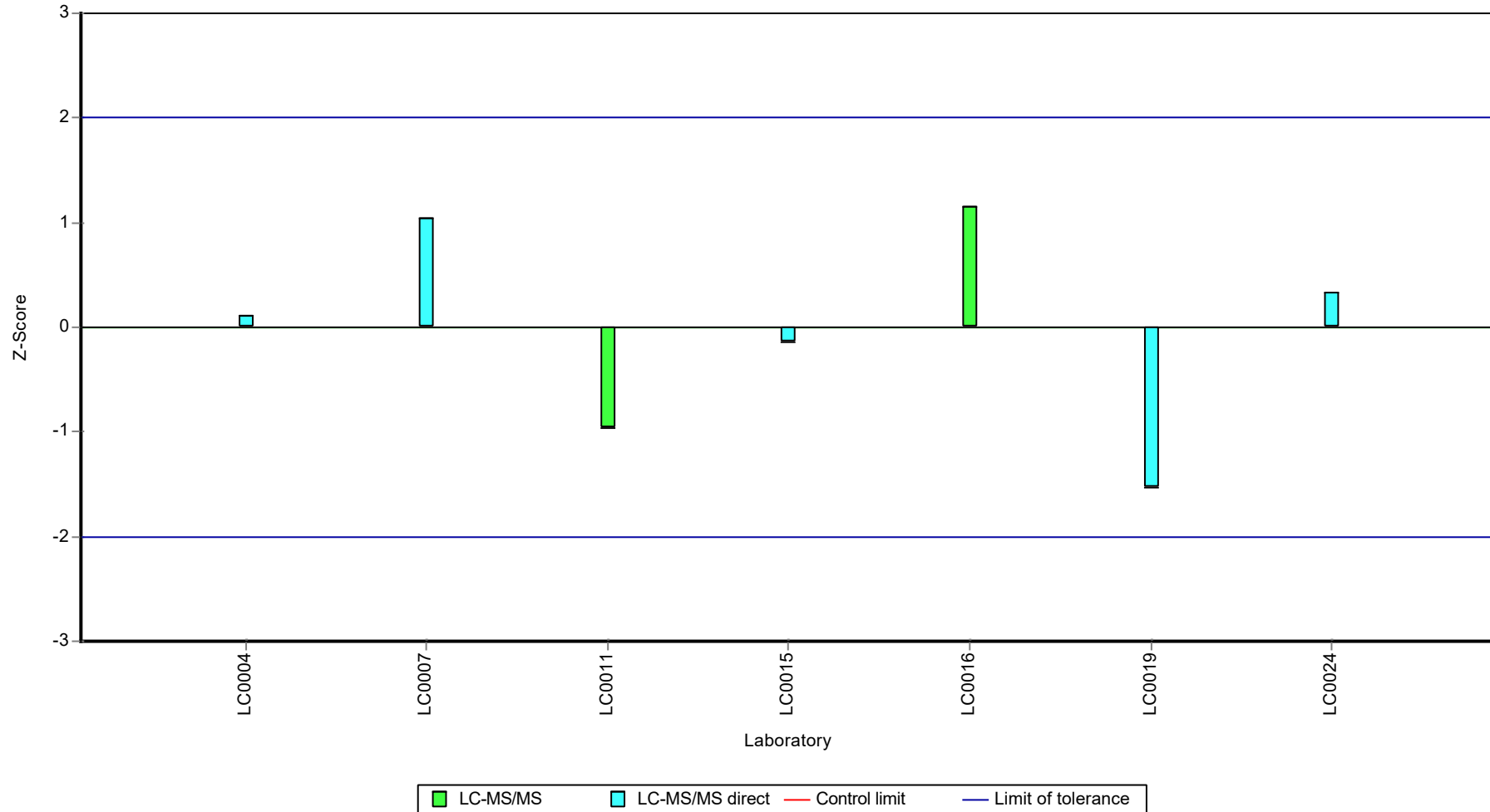
Recovery rate



Parameter oriented report Pesticides H113

Sample: H113A, Parameter: Chlorothalonil sulfonic acid (Chlorothalonil-ESA)

Z-score



Parameter oriented report Pesticides H113

Sample: H113B, Parameter: Chlorothalonil sulfonic acid (Chlorothalonil-ESA)

Parameter oriented report

H113 B

**Chlorothalonil sulfonic acid (Chlorothalonil-ESA)

Unit	µg/l
Assigned value ± U (k=2)	0.333 ± 0.0423
Criterion	0.0567 (17 %)
Minimum - Maximum	0.257 - 0.401
Control test value ± U (k=2)	0.3200 ± 0.0481

Labcode	Result	± U	Recovery [%]	z-score	Comments
LC0001	-	-	-	-	
LC0002	-	-	-	-	
LC0003	-	-	-	-	
LC0004	0.349	0.087	105	0.27	
LC0005	-	-	-	-	
LC0006	-	-	-	-	
LC0007	0.391	0.098	117	1.02	
LC0008	-	-	-	-	
LC0009	-	-	-	-	
LC0010	-	-	-	-	
LC0011	0.268	0.012	80.4	-1.15	
LC0012	-	-	-	-	
LC0013	-	-	-	-	
LC0014	-	-	-	-	
LC0015	0.317	0.057	95.1	-0.29	
LC0016	0.401	0.072	120	1.19	
LC0017	-	-	-	-	
LC0018	-	-	-	-	
LC0019	0.25714	0.07714	77.1	-1.35	
LC0020	-	-	-	-	
LC0021	-	-	-	-	
LC0022	-	-	-	-	
LC0023	-	-	-	-	
LC0024	0.351	0.077	105	0.31	

Characteristics of parameter

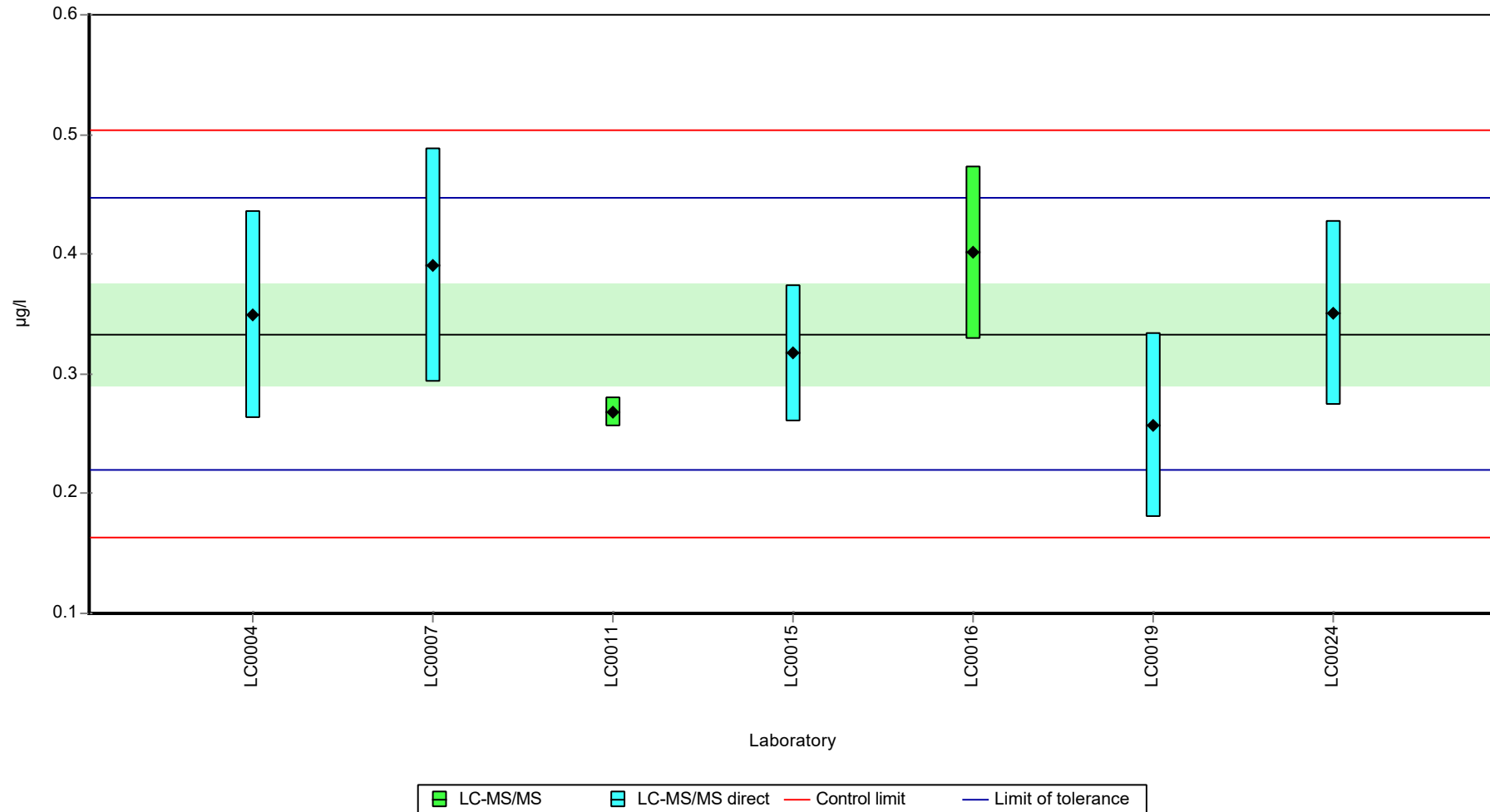
	all results	without outliers	Unit
Mean ± CI (99%)	0.333 ± 0.0635	0.333 ± 0.0635	µg/l
Minimum	0.257	0.257	µg/l
Maximum	0.401	0.401	µg/l
Standard deviation	0.056	0.056	µg/l
rel. standard deviation	16.8	16.8	%
n	7	7	-

Parameter oriented report Pesticides H113

Sample: H113B, Parameter: Chlorothalonil sulfonic acid (Chlorothalonil-ESA)

Graphical presentation of results

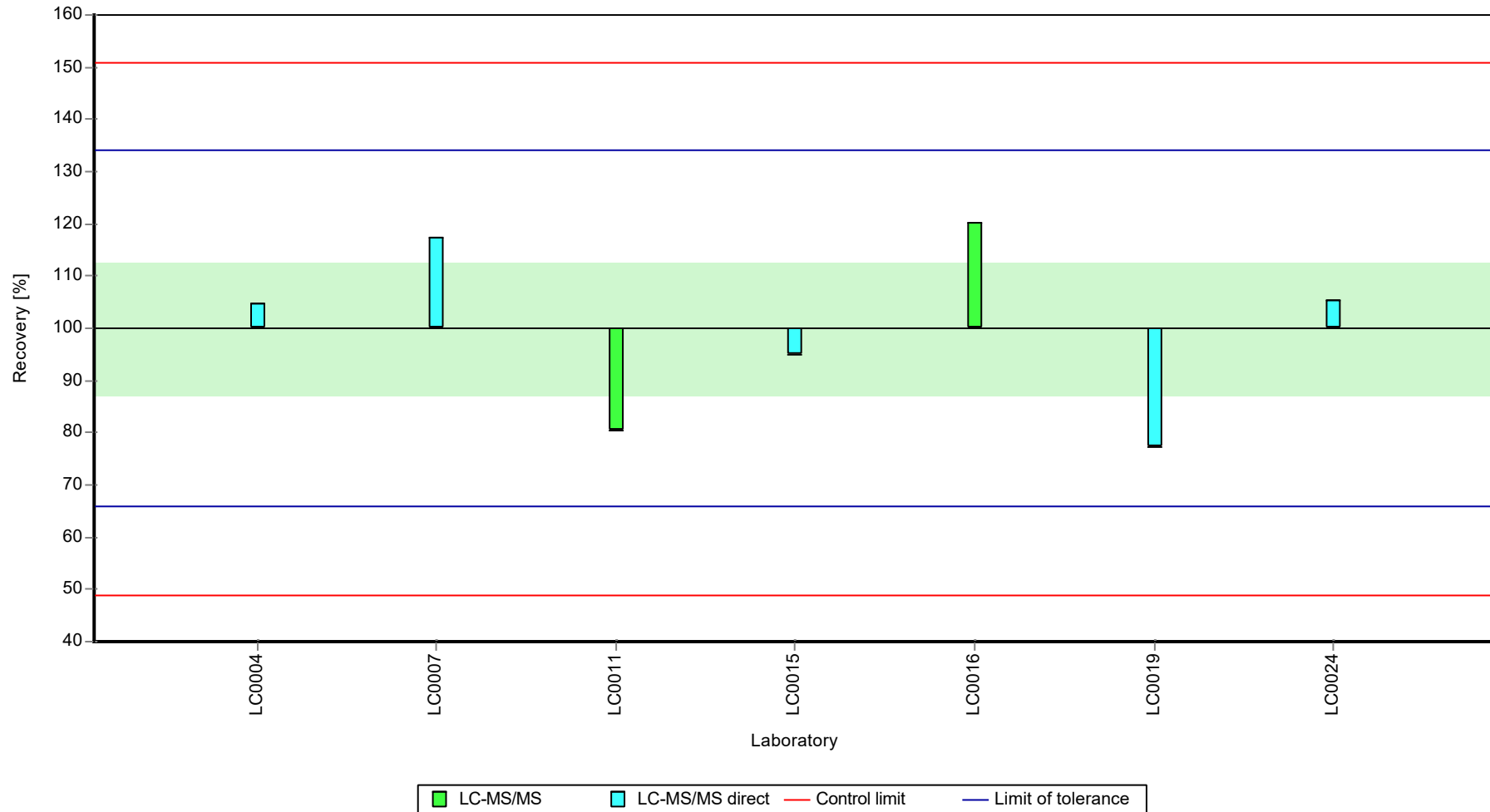
Results



Parameter oriented report Pesticides H113

Sample: H113B, Parameter: Chlorothalonil sulfonic acid (Chlorothalonil-ESA)

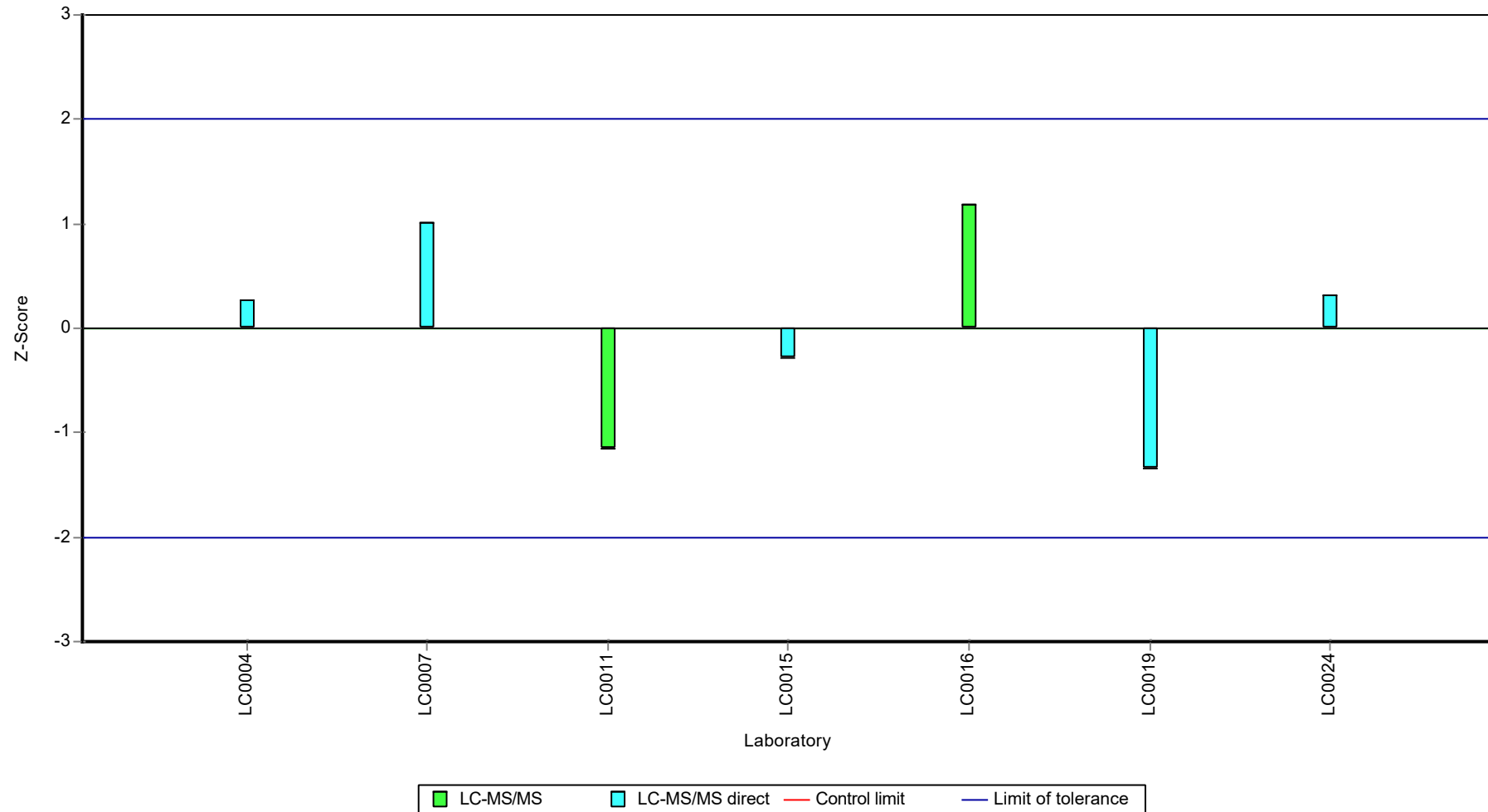
Recovery rate



Parameter oriented report Pesticides H113

Sample: H113B, Parameter: Chlorothalonil sulfonic acid (Chlorothalonil-ESA)

Z-score



Parameter oriented report Pesticides H113

Sample: H113A, Parameter: Dicamba

Parameter oriented report

H113 A

Dicamba

Unit	µg/l
Assigned value ± U (k=2)	0.635 ± 0.0644
Criterion	0.127 (20 %)
Minimum - Maximum	0.471 - 0.761
Control test value ± U (k=2)	0.6280 ± 0.0941

Labcode	Result	± U	Recovery [%]	z-score	Comments
LC0001	0.615	0.123	96.9	-0.15	
LC0002	-	-	-	-	
LC0003	0.619	0.19	97.6	-0.12	
LC0004	-	-	-	-	
LC0005	0.681	0.287	107	0.37	
LC0006	0.73	0.1566	115	0.75	
LC0007	-	-	-	-	
LC0008	-	-	-	-	
LC0009	-	-	-	-	
LC0010	0.577	0.254	90.9	-0.45	
LC0011	0.471	0.007	74.2	-1.29	
LC0012	-	-	-	-	
LC0013	0.761	0.114	120	1	
LC0014	-	-	-	-	
LC0015	-	-	-	-	
LC0016	0.622	0.209	98	-0.1	
LC0017	-	-	-	-	
LC0018	-	-	-	-	
LC0019	-	-	-	-	
LC0020	0.236	0.104	37.2	-3.14	H
LC0021	-	-	-	-	
LC0022	-	-	-	-	
LC0023	-	-	-	-	
LC0024	-	-	-	-	

Characteristics of parameter

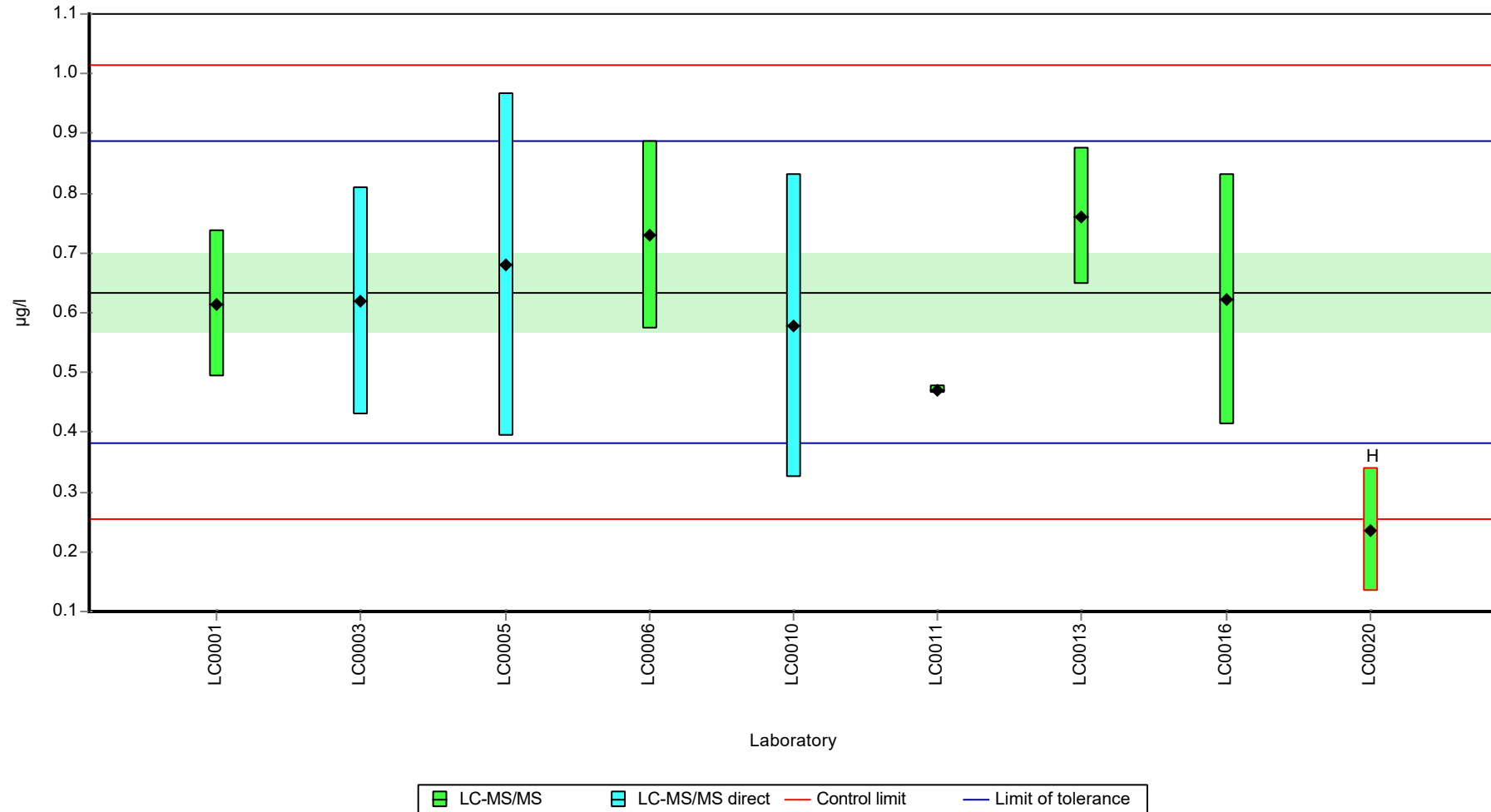
	all results	without outliers	Unit
Mean ± CI (99%)	0.59 ± 0.158	0.635 ± 0.0966	µg/l
Minimum	0.236	0.471	µg/l
Maximum	0.761	0.761	µg/l
Standard deviation	0.158	0.0911	µg/l
rel. standard deviation	26.7	14.4	%
n	9	8	-

Parameter oriented report Pesticides H113

Sample: H113A, Parameter: Dicamba

Graphical presentation of results

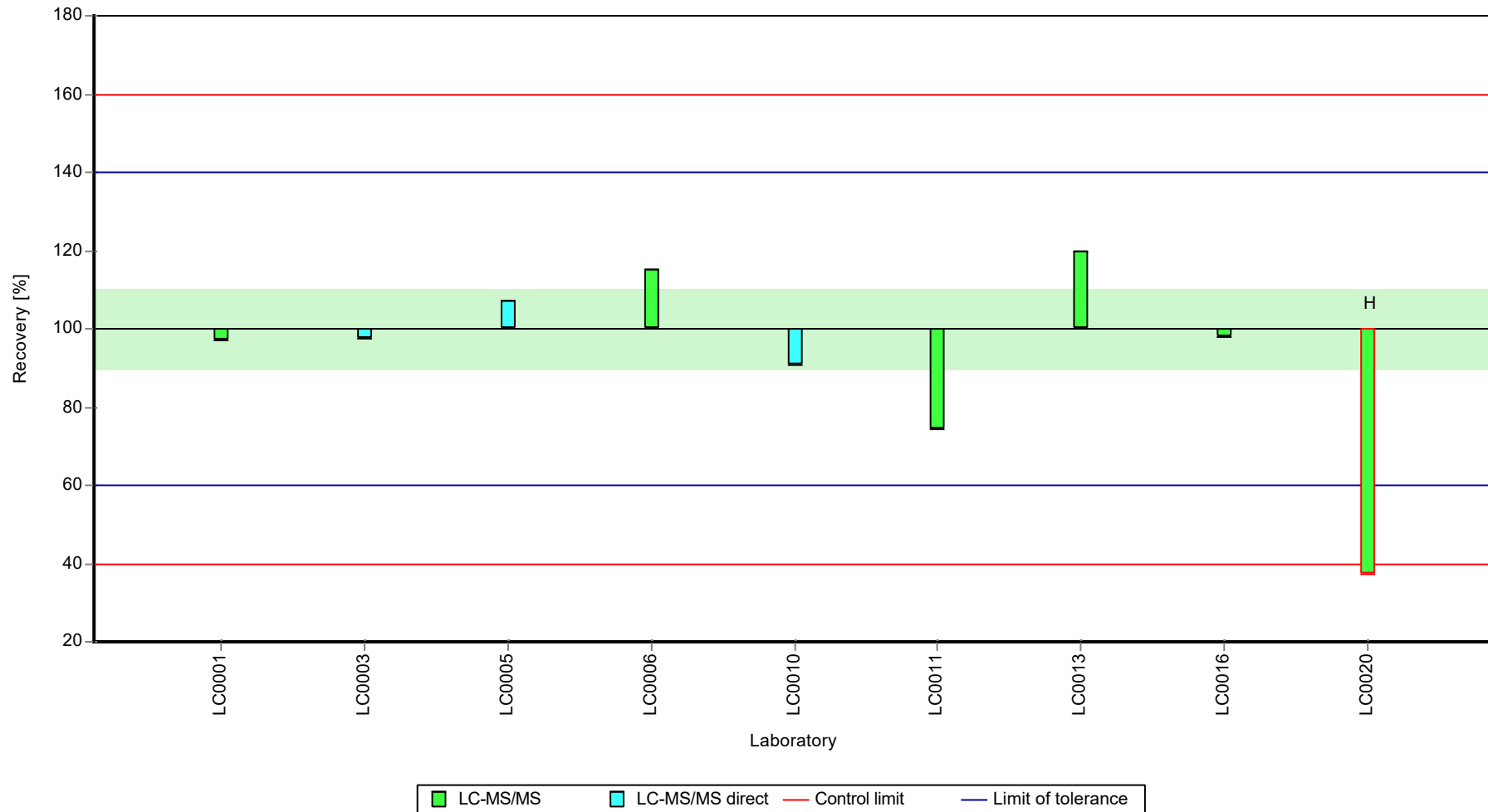
Results



Parameter oriented report Pesticides H113

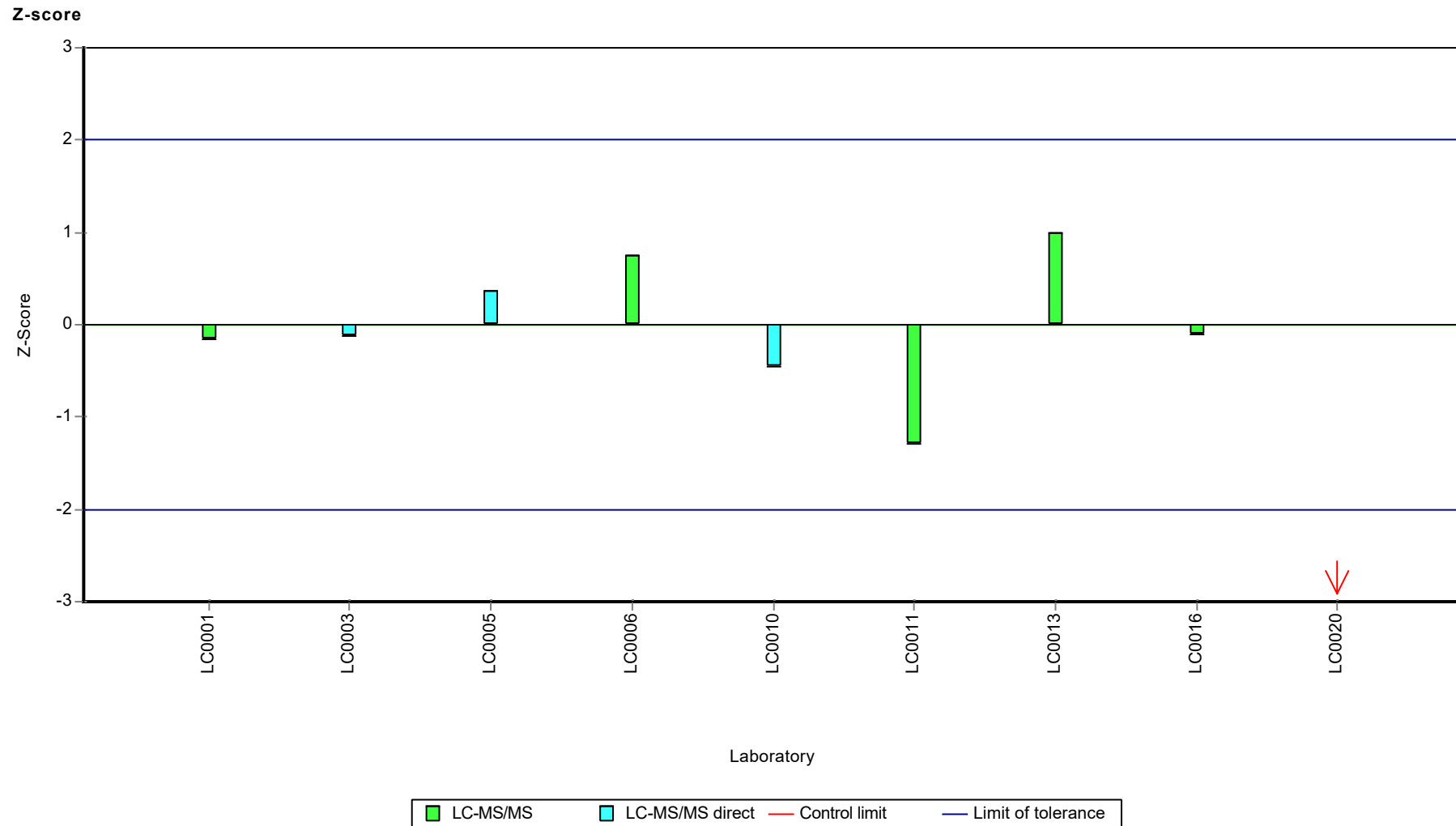
Sample: H113A, Parameter: Dicamba

Recovery rate



Parameter oriented report Pesticides H113

Sample: H113A, Parameter: Dicamba



Parameter oriented report

H113 B

Dicamba

Unit	µg/l
Assigned value ± U (k=2)	0.235 ± 0.00669
Criterion	0.0469 (20 %)
Minimum - Maximum	0.224 - 0.244
Control test value ± U (k=2)	0.2400 ± 0.036

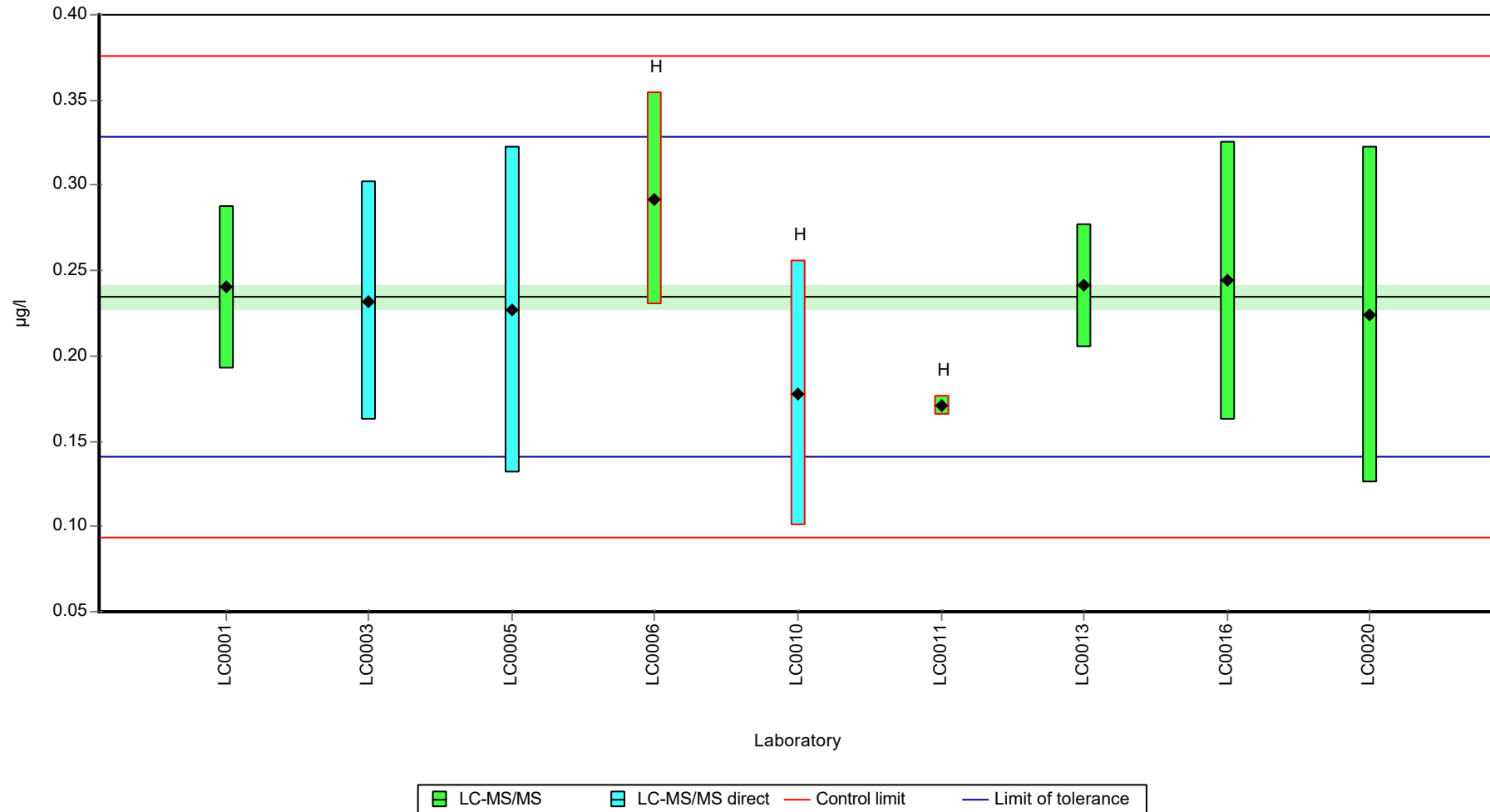
Labcode	Result	± U	Recovery [%]	z-score	Comments
LC0001	0.24	0.048	102	0.11	
LC0002	-	-	-	-	
LC0003	0.232	0.07	98.9	-0.06	
LC0004	-	-	-	-	
LC0005	0.227	0.096	96.7	-0.16	
LC0006	0.292	0.0626	124	1.22	H
LC0007	-	-	-	-	
LC0008	-	-	-	-	
LC0009	-	-	-	-	
LC0010	0.178	0.078	75.9	-1.21	H
LC0011	0.171	0.006	72.9	-1.36	H
LC0012	-	-	-	-	
LC0013	0.241	0.036	103	0.13	
LC0014	-	-	-	-	
LC0015	-	-	-	-	
LC0016	0.244	0.082	104	0.2	
LC0017	-	-	-	-	
LC0018	-	-	-	-	
LC0019	-	-	-	-	
LC0020	0.224	0.099	95.5	-0.23	
LC0021	-	-	-	-	
LC0022	-	-	-	-	
LC0023	-	-	-	-	
LC0024	-	-	-	-	

Characteristics of parameter

	all results	without outliers	Unit
Mean ± CI (99%)	0.228 ± 0.0361	0.235 ± 0.01	µg/l
Minimum	0.171	0.224	µg/l
Maximum	0.292	0.244	µg/l
Standard deviation	0.0361	0.00819	µg/l
rel. standard deviation	15.9	3.49	%
n	9	6	-

Graphical presentation of results

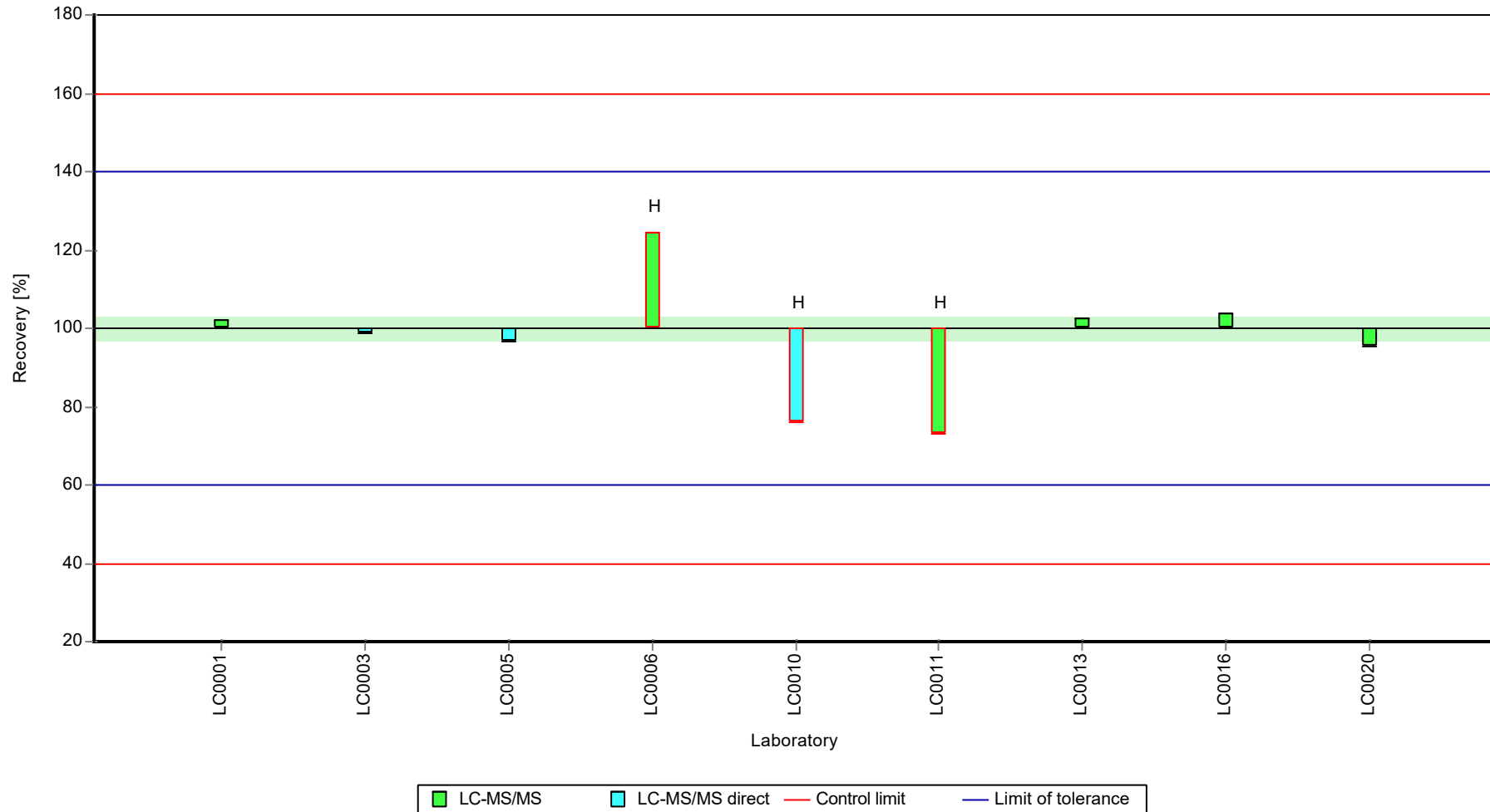
Results



Parameter oriented report Pesticides H113

Sample: H113B, Parameter: Dicamba

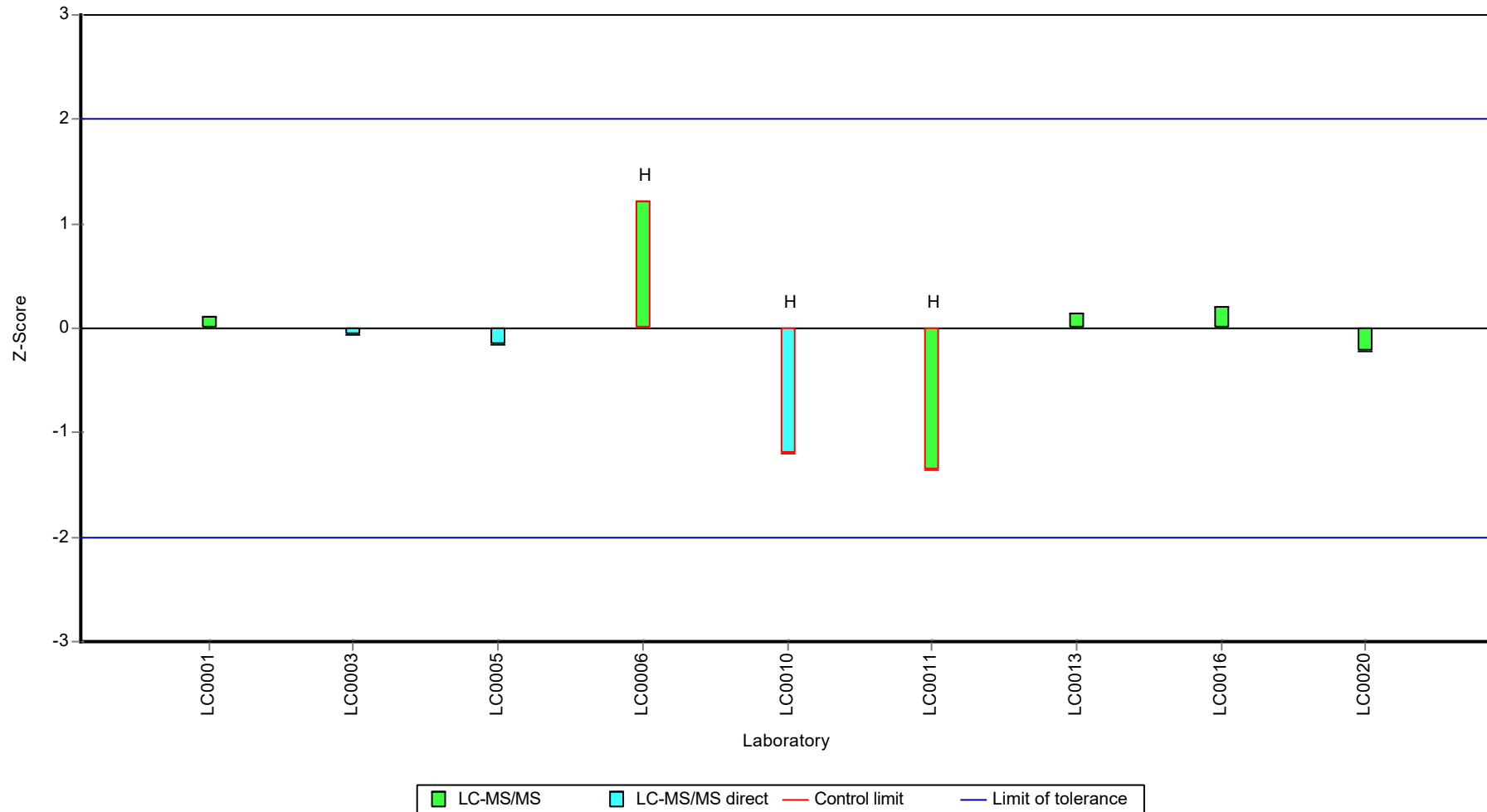
Recovery rate



Parameter oriented report Pesticides H113

Sample: H113B, Parameter: Dicamba

Z-score



Parameter oriented report

H113 A

Dichlorprop

Unit	µg/l
Assigned value ± U (k=2)	0.741 ± 0.041
Criterion	0.0889 (12 %)
Minimum - Maximum	0.527 - 0.876
Control test value ± U (k=2)	0.7520 ± 0.113

Labcode	Result	± U	Recovery [%]	z-score	Comments
LC0001	0.658	0.132	88.8	-0.93	
LC0002	-	-	-	-	
LC0003	0.794	0.22	107	0.6	
LC0004	0.82	0.164	111	0.89	
LC0005	0.769	0.324	104	0.32	
LC0006	0.876	0.1531	118	1.52	
LC0007	0.728	0.182	98.2	-0.15	
LC0008	-	-	-	-	
LC0009	-	-	-	-	
LC0010	-	-	-	-	
LC0011	0.527	0.01	71.1	-2.41	
LC0012	0.739	0.177	99.7	-0.02	
LC0013	0.742	0.111	100	0.01	
LC0014	0.793	0.15	107	0.59	
LC0015	0.675	0.121	91.1	-0.74	
LC0016	0.677	0.114	91.4	-0.72	
LC0017	-	-	-	-	
LC0018	-	-	-	-	
LC0019	0.723	0.2169	97.6	-0.2	
LC0020	-	-	-	-	
LC0021	0.821	0.083	111	0.9	
LC0022	0.785	0.0981	106	0.5	
LC0023	0.7287	0.1384	98.3	-0.14	
LC0024	-	-	-	-	

Characteristics of parameter

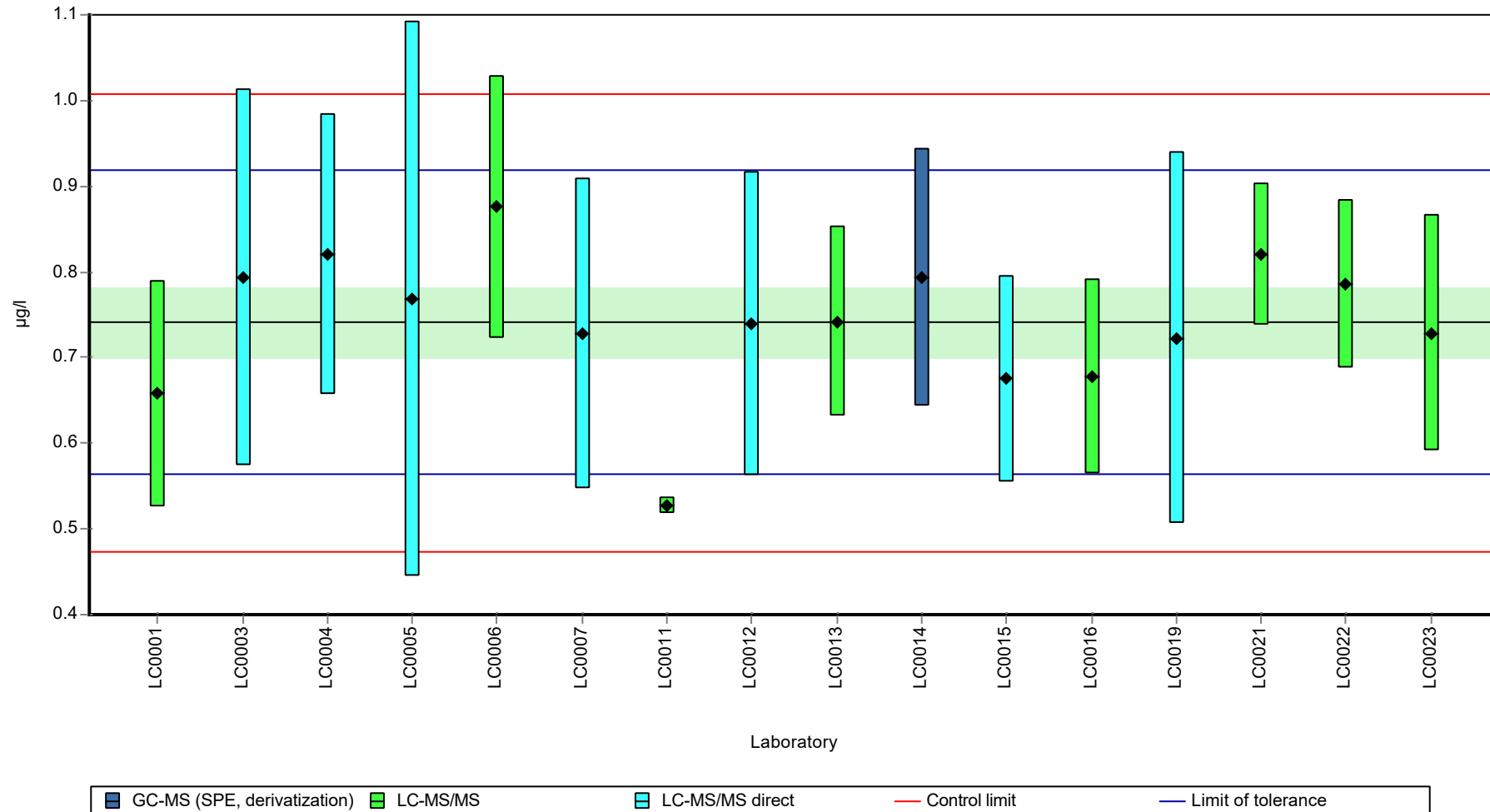
	all results	without outliers	Unit
Mean ± CI (99%)	0.741 ± 0.0615	0.741 ± 0.0615	µg/l
Minimum	0.527	0.527	µg/l
Maximum	0.876	0.876	µg/l
Standard deviation	0.082	0.082	µg/l
rel. standard deviation	11.1	11.1	%
n	16	16	-

Parameter oriented report Pesticides H113

Sample: H113A, Parameter: Dichlorprop

Graphical presentation of results

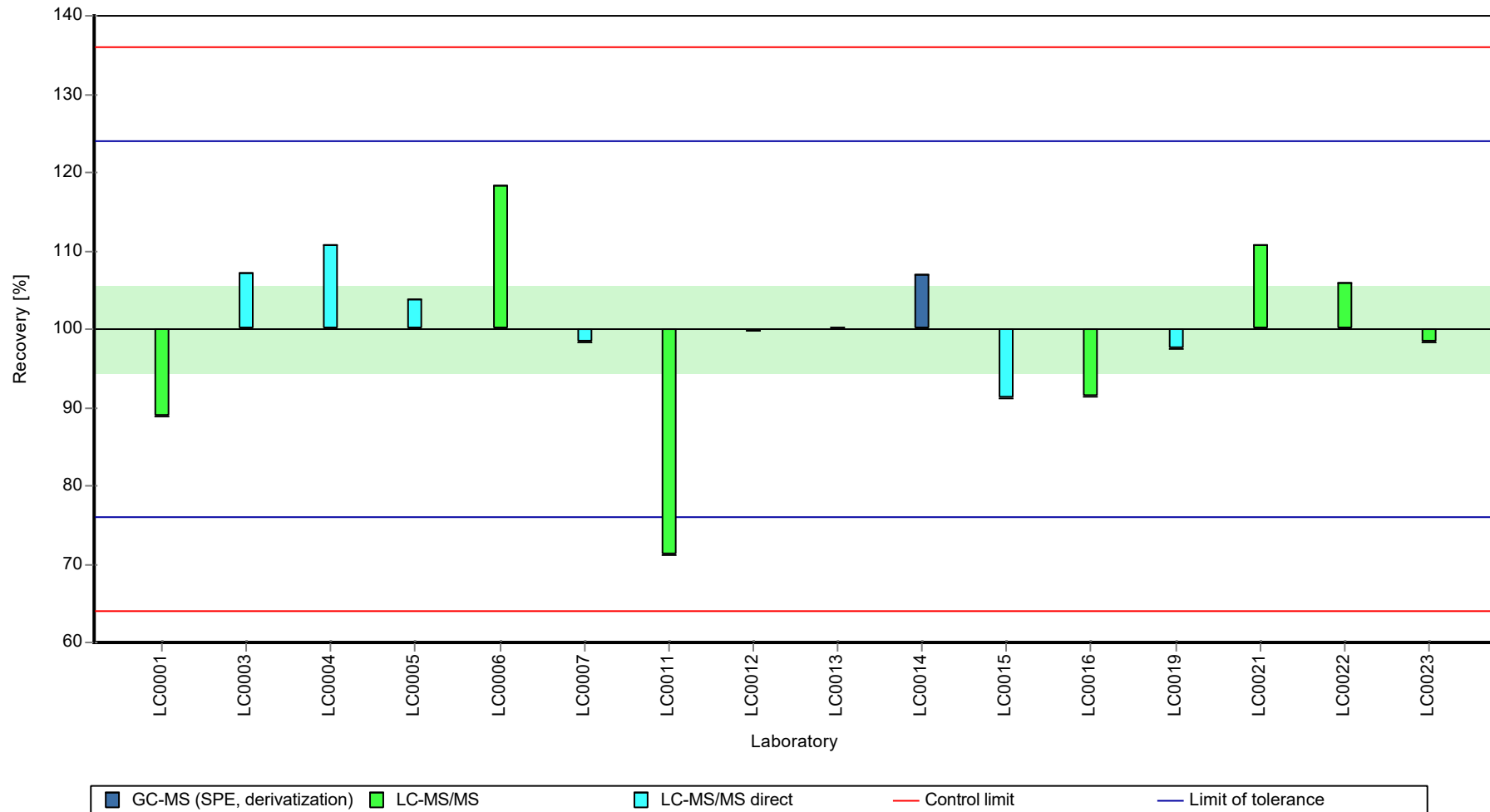
Results



Parameter oriented report Pesticides H113

Sample: H113A, Parameter: Dichlorprop

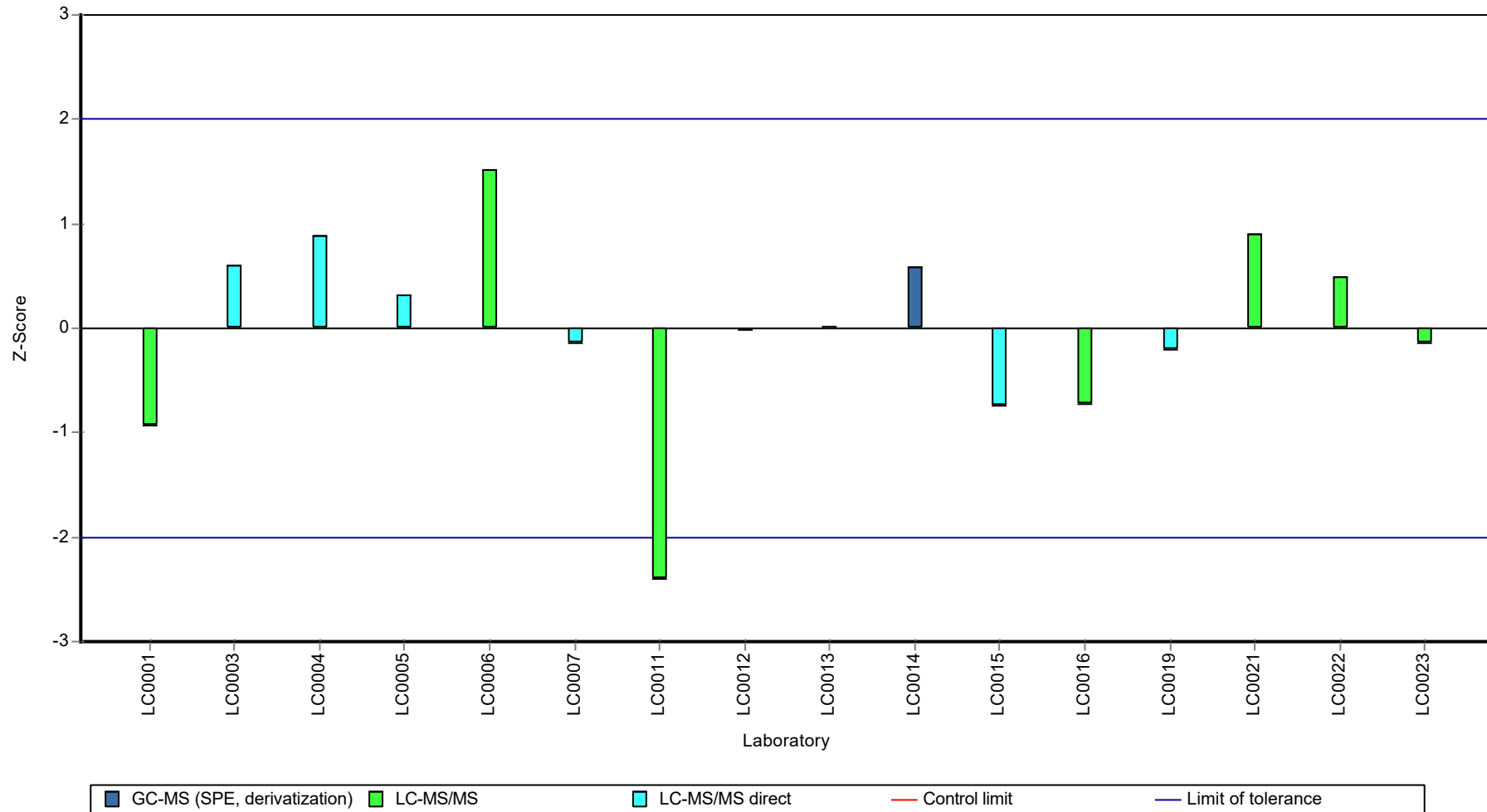
Recovery rate



Parameter oriented report Pesticides H113

Sample: H113A, Parameter: Dichlorprop

Z-score



Parameter oriented report

H113 B

Dichlorprop

Unit	µg/l
Assigned value ± U (k=2)	0.36 ± 0.0208
Criterion	0.0432 (12 %)
Minimum - Maximum	0.282 - 0.433
Control test value ± U (k=2)	0.3320 ± 0.0498

Labcode	Result	± U	Recovery [%]	z-score	Comments
LC0001	0.322	0.064	89.5	-0.88	
LC0002	-	-	-	-	
LC0003	0.359	0.097	99.8	-0.02	
LC0004	0.358	0.072	99.5	-0.04	
LC0005	0.35	0.147	97.3	-0.23	
LC0006	0.426	0.0745	118	1.53	
LC0007	0.334	0.084	92.8	-0.6	
LC0008	-	-	-	-	
LC0009	-	-	-	-	
LC0010	-	-	-	-	
LC0011	0.282	0.006	78.4	-1.8	
LC0012	0.341	0.082	94.8	-0.44	
LC0013	0.397	0.06	110	0.86	
LC0014	0.433	0.08	120	1.69	
LC0015	0.315	0.057	87.5	-1.04	
LC0016	0.323	0.055	89.7	-0.85	
LC0017	-	-	-	-	
LC0018	-	-	-	-	
LC0019	0.39314	0.11794	109	0.77	
LC0020	-	-	-	-	
LC0021	0.398	0.04	111	0.88	
LC0022	0.376	0.0471	104	0.37	
LC0023	0.3511	0.0667	97.6	-0.2	
LC0024	-	-	-	-	

Characteristics of parameter

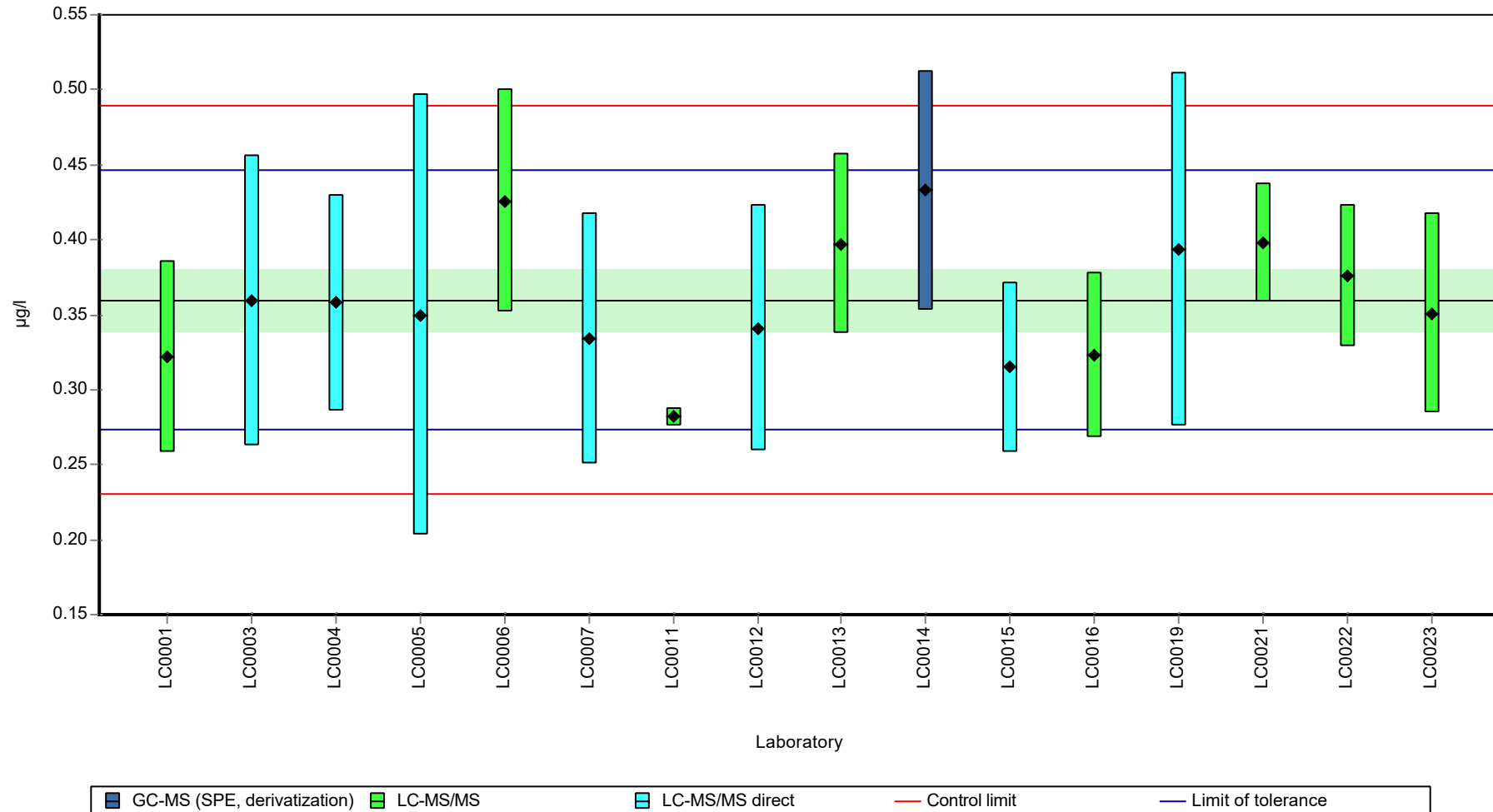
	all results	without outliers	Unit
Mean ± CI (99%)	0.36 ± 0.0312	0.36 ± 0.0312	µg/l
Minimum	0.282	0.282	µg/l
Maximum	0.433	0.433	µg/l
Standard deviation	0.0416	0.0416	µg/l
rel. standard deviation	11.6	11.6	%
n	16	16	-

Parameter oriented report Pesticides H113

Sample: H113B, Parameter: Dichlorprop

Graphical presentation of results

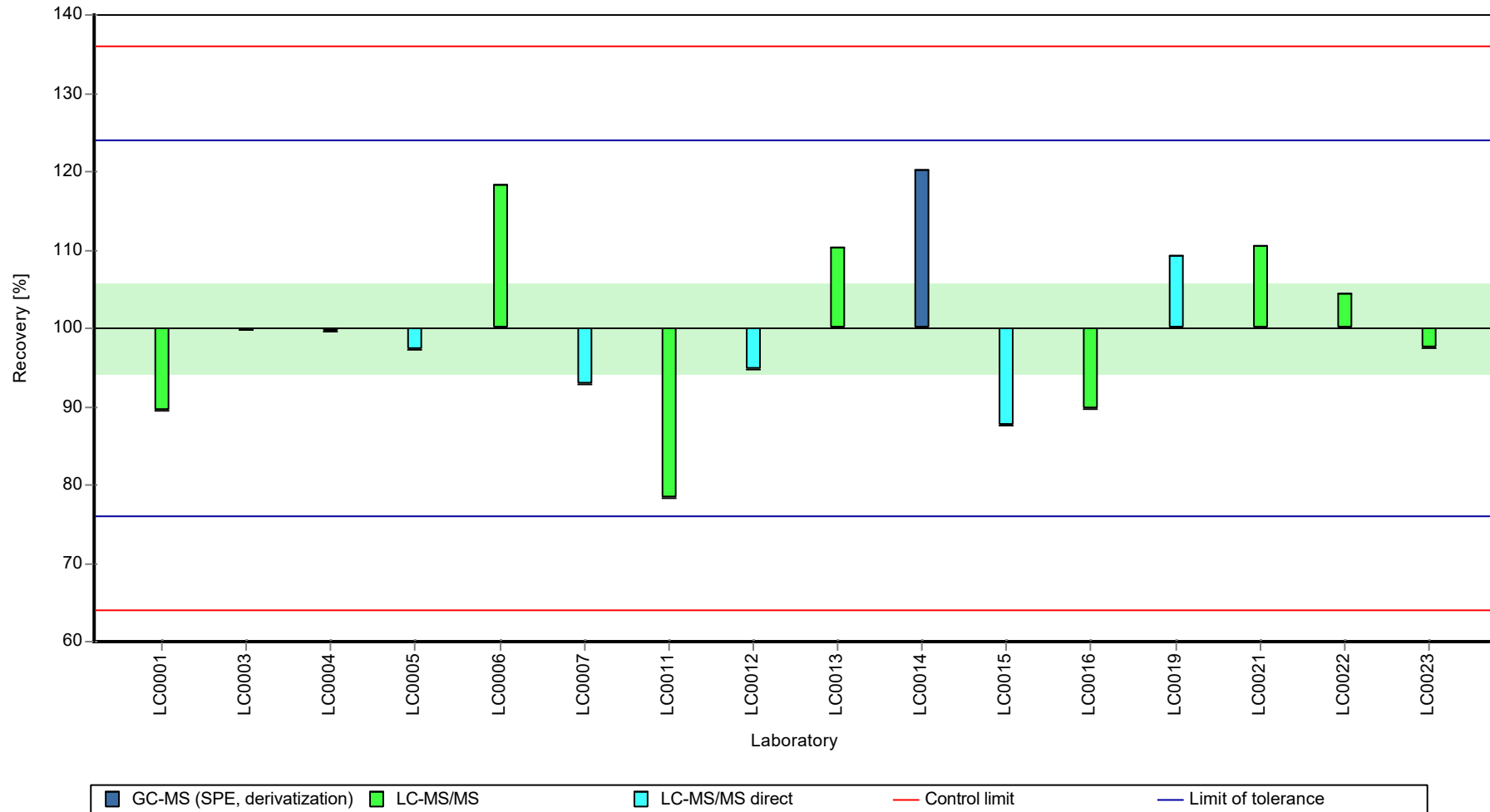
Results



Parameter oriented report Pesticides H113

Sample: H113B, Parameter: Dichlorprop

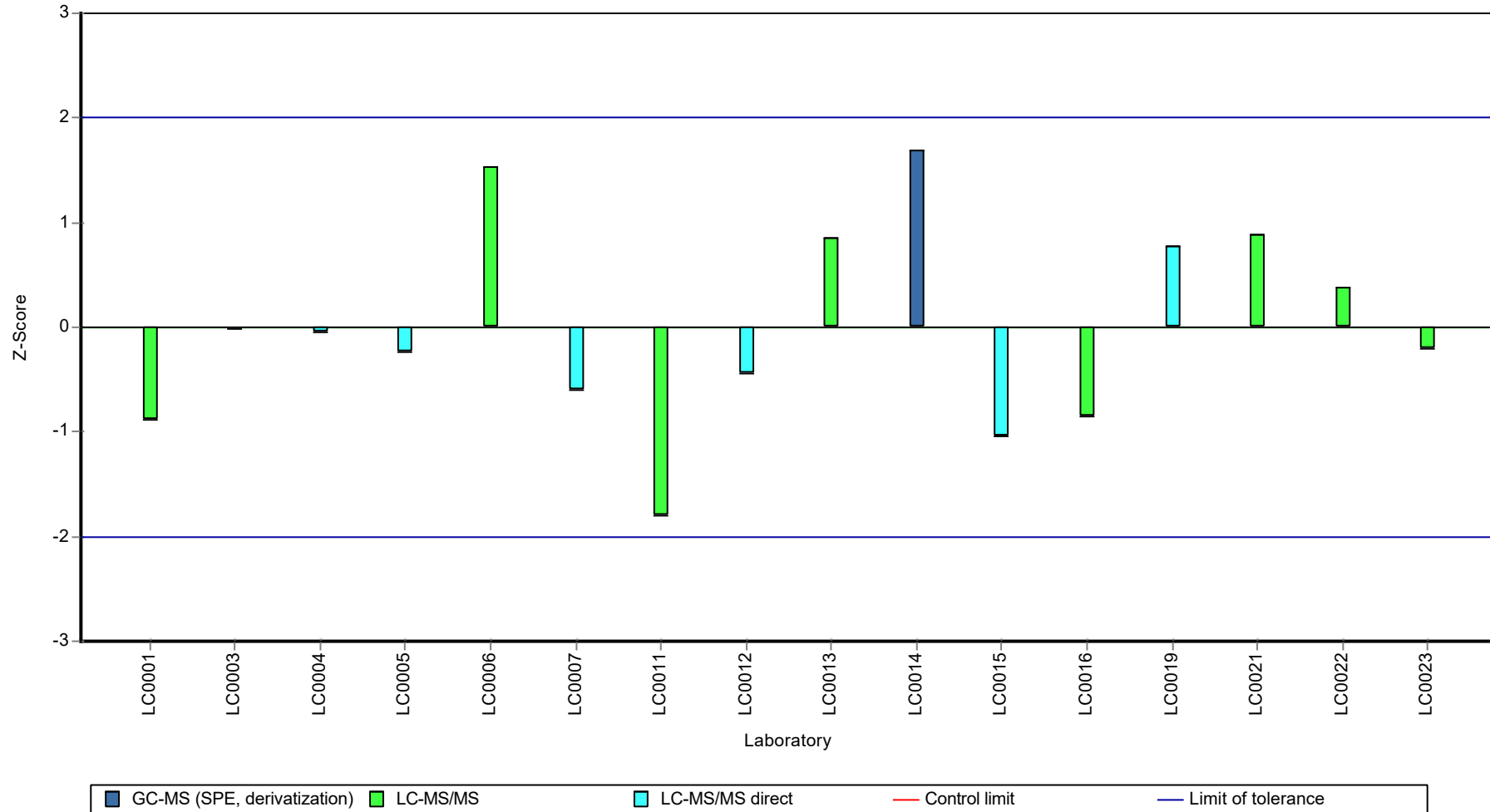
Recovery rate



Parameter oriented report Pesticides H113

Sample: H113B, Parameter: Dichlorprop

Z-score



Parameter oriented report Pesticides H113

Sample: H113A, Parameter: Dimethachlor Metabolite -
CGA 369873

Parameter oriented report

H113 A

**Dimethachlor Metabolite - CGA 369873

Unit	µg/l
Assigned value ± U (k=2)	-
Criterion	-
Minimum - Maximum	0.782 - 0.912
Control test value ± U (k=2)	0.6210 ± 0.124

Labcode	Result	± U	Recovery [%]	z-score	Comments
LC0001	-	-	-	-	
LC0002	-	-	-	-	
LC0003	-	-	-	-	
LC0004	0.782	0.156	-	-	
LC0005	-	-	-	-	
LC0006	0.549	0.1005	-	-	H
LC0007	0.861	0.215	-	-	
LC0008	-	-	-	-	
LC0009	-	-	-	-	
LC0010	-	-	-	-	
LC0011	0.484	0.012	-	-	H
LC0012	0.912	0.356	-	-	
LC0013	0.851	0.128	-	-	
LC0014	-	-	-	-	
LC0015	-	-	-	-	
LC0016	0.834	0.304	-	-	
LC0017	-	-	-	-	
LC0018	-	-	-	-	
LC0019	-	-	-	-	
LC0020	-	-	-	-	
LC0021	-	-	-	-	
LC0022	-	-	-	-	
LC0023	-	-	-	-	
LC0024	-	-	-	-	

Characteristics of parameter

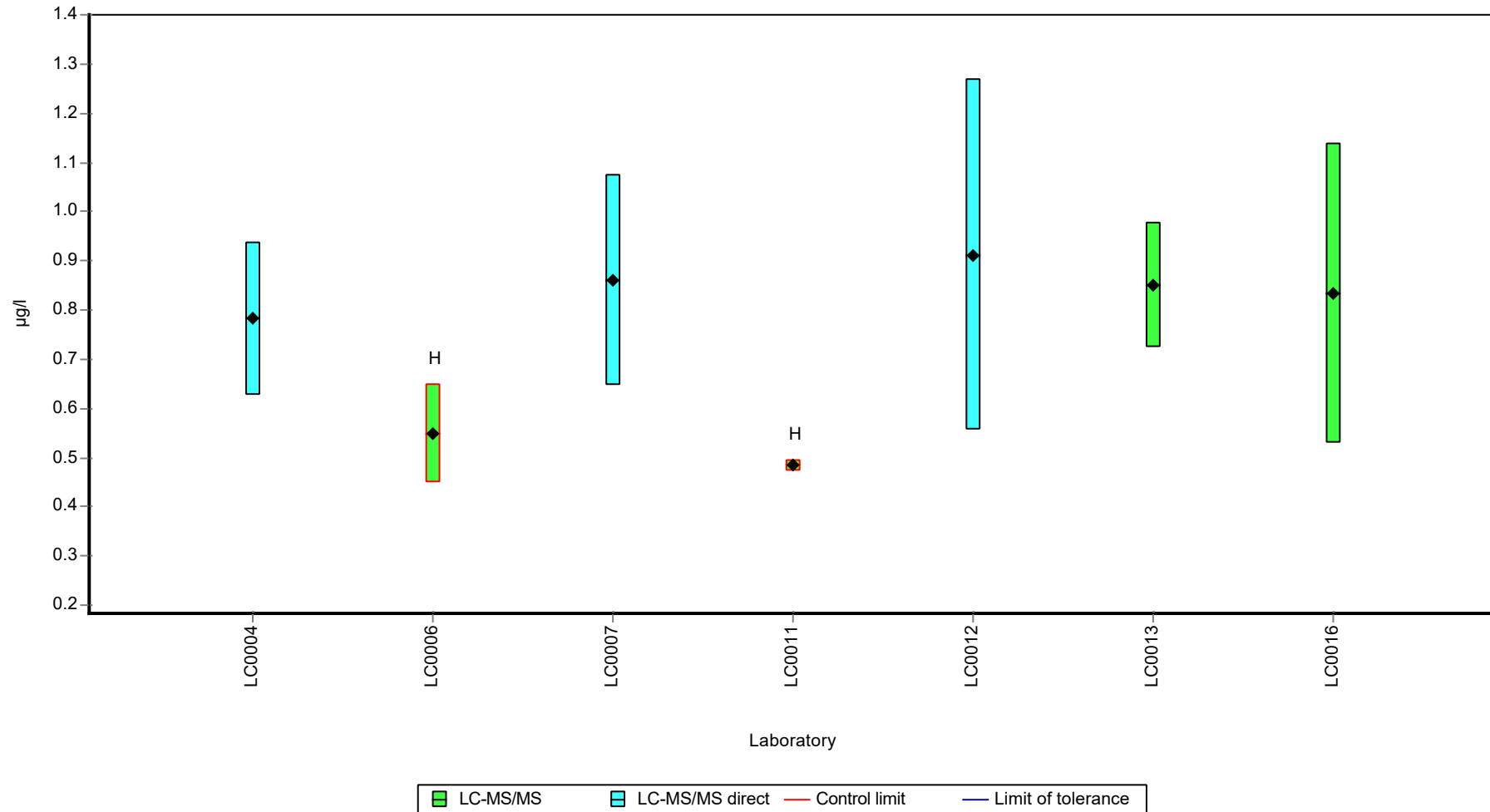
	all results	without outliers	Unit
Mean ± CI (99%)	0.753 ± 0.19	-	µg/l
Minimum	0.484	0.782	µg/l
Maximum	0.912	0.912	µg/l
Standard deviation	0.167	-	µg/l
rel. standard deviation	22.2	-	%
n	7	5	-

Parameter oriented report Pesticides H113

Sample: H113A, Parameter: Dimethachlor Metabolite - CGA 369873

Graphical presentation of results

Results



Parameter oriented report Pesticides H113

Sample: H113B, Parameter: Dimethachlor Metabolite -
CGA 369873

Parameter oriented report

H113 B

**Dimethachlor Metabolite - CGA 369873

Unit	µg/l
Assigned value ± U (k=2)	0.369 ± 0.0435
Criterion	0.0776 (21 %)
Minimum - Maximum	0.225 - 0.46
Control test value ± U (k=2)	0.2560 ± 0.0512

Labcode	Result	± U	Recovery [%]	z-score	Comments
LC0001	-	-	-	-	
LC0002	-	-	-	-	
LC0003	-	-	-	-	
LC0004	0.318	0.064	86.1	-0.66	
LC0005	-	-	-	-	
LC0006	0.324	0.0593	87.7	-0.58	
LC0007	0.346	0.087	93.7	-0.3	
LC0008	-	-	-	-	
LC0009	-	-	-	-	
LC0010	-	-	-	-	
LC0011	0.225	0.008	60.9	-1.86	
LC0012	0.46	0.179	125	1.17	
LC0013	0.371	0.056	100	0.02	
LC0014	-	-	-	-	
LC0015	-	-	-	-	
LC0016	0.397	0.145	107	0.36	
LC0017	-	-	-	-	
LC0018	-	-	-	-	
LC0019	-	-	-	-	
LC0020	-	-	-	-	
LC0021	-	-	-	-	
LC0022	-	-	-	-	
LC0023	-	-	-	-	
LC0024	-	-	-	-	

Characteristics of parameter

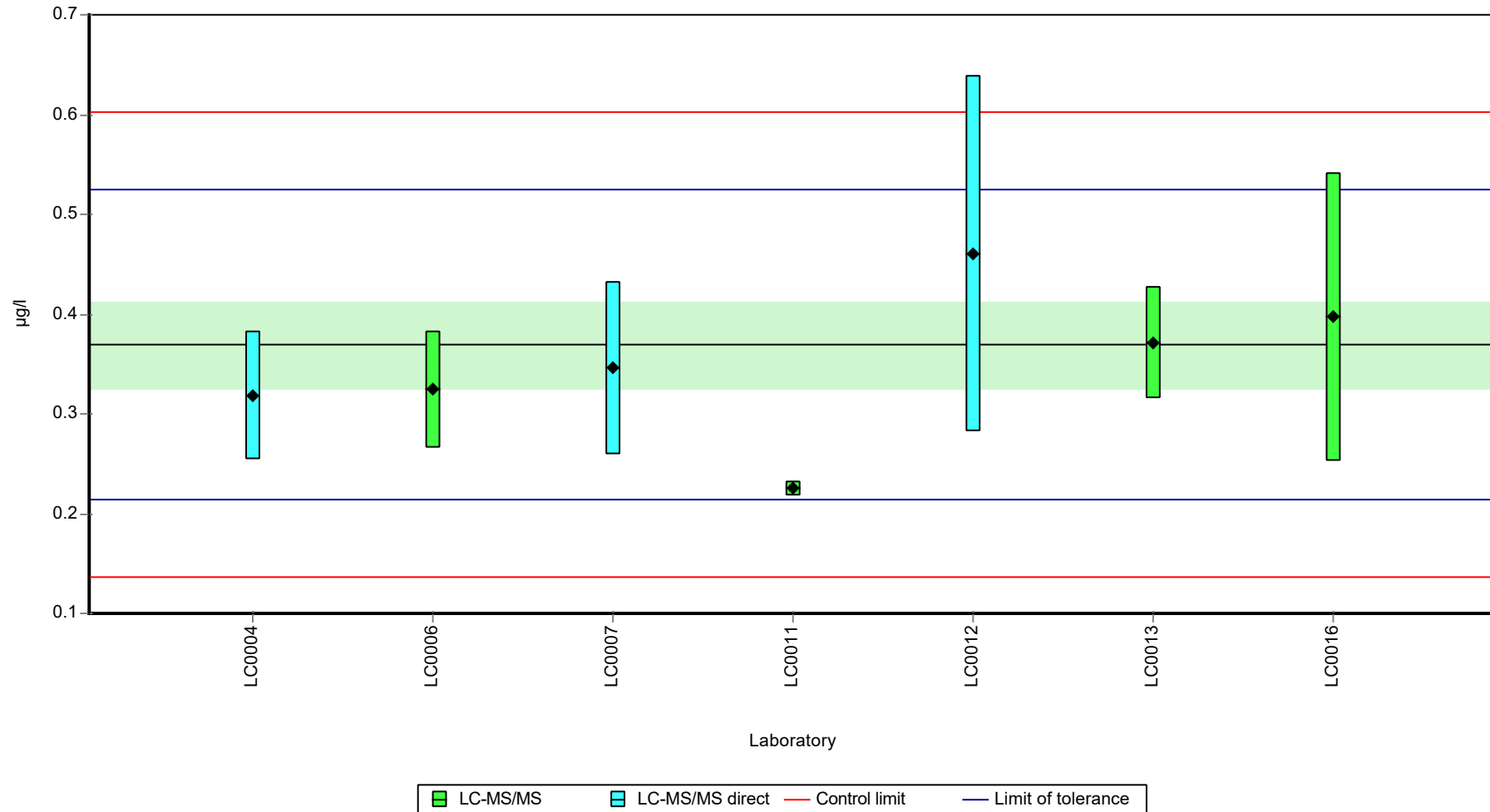
	all results	without outliers	Unit
Mean ± CI (99%)	0.349 ± 0.0829	0.349 ± 0.0829	µg/l
Minimum	0.225	0.225	µg/l
Maximum	0.46	0.46	µg/l
Standard deviation	0.0731	0.0731	µg/l
rel. standard deviation	21	21	%
n	7	7	-

Parameter oriented report Pesticides H113

Sample: H113B, Parameter: Dimethachlor Metabolite - CGA 369873

Graphical presentation of results

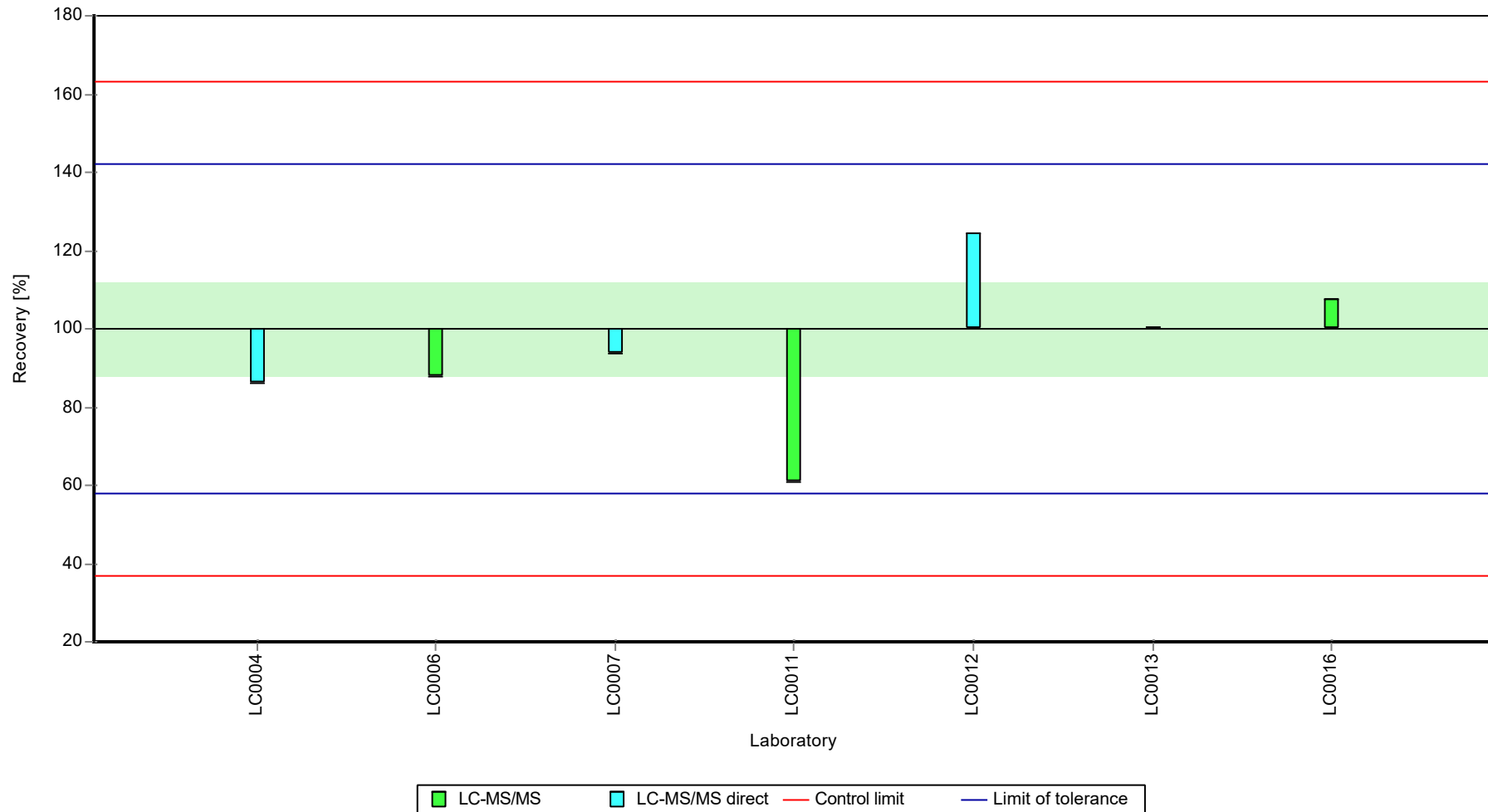
Results



Parameter oriented report Pesticides H113

Sample: H113B, Parameter: Dimethachlor Metabolite - CGA 369873

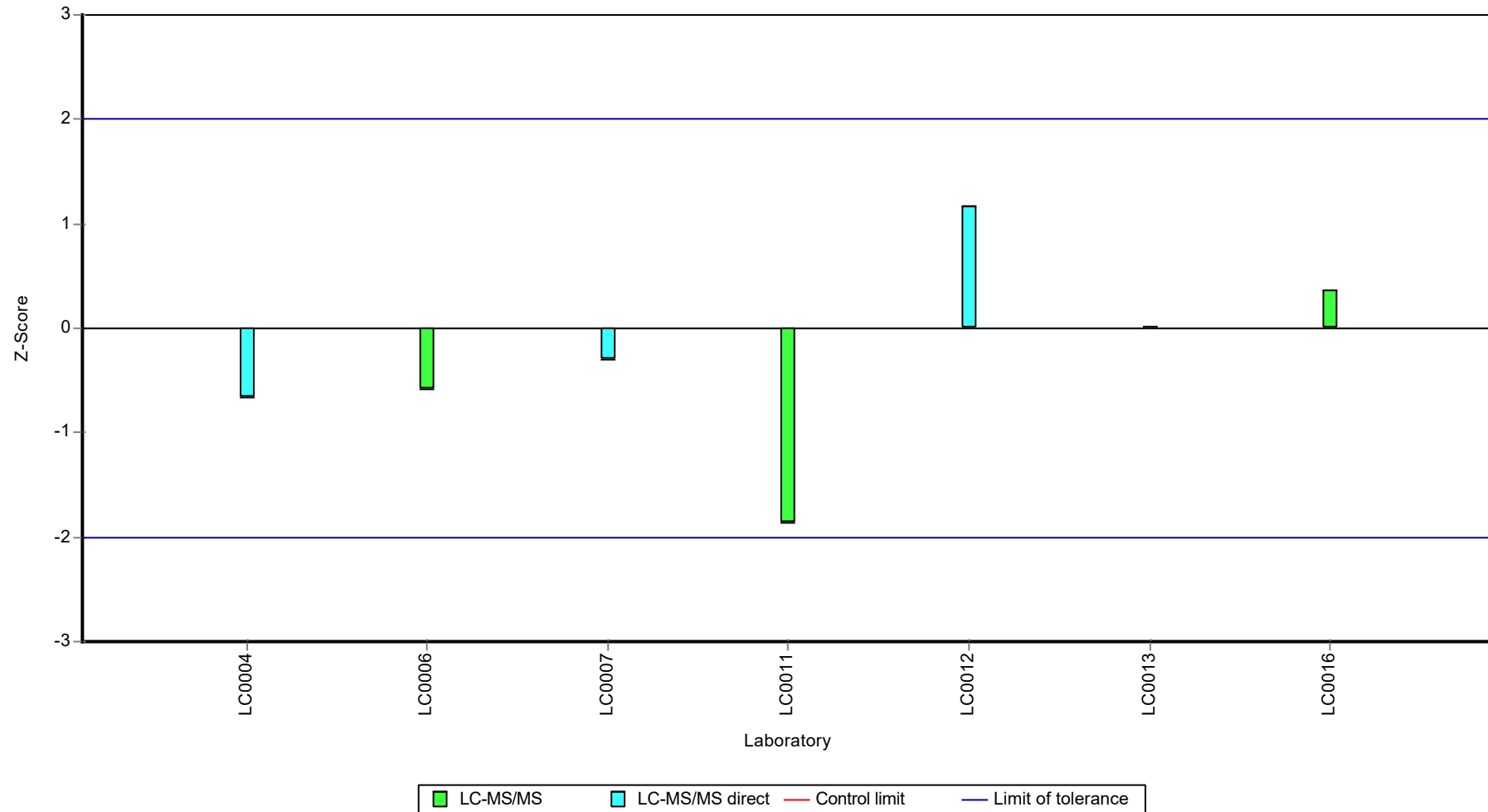
Recovery rate



Parameter oriented report Pesticides H113

Sample: H113B, Parameter: Dimethachlor Metabolite - CGA 369873

Z-score



Parameter oriented report

H113 A

Glufosinate

Unit	µg/l
Assigned value ± U (k=2)	0.189 ± 0.0174
Criterion	0.0643 (34 %)
Minimum - Maximum	0.152 - 0.229
Control test value ± U (k=2)	0.1540 ± 0.0384

Labcode	Result	± U	Recovery [%]	z-score	Comments
LC0001	0.204	0.051	108	0.23	
LC0002	-	-	-	-	
LC0003	-	-	-	-	
LC0004	-	-	-	-	
LC0005	0.162	0.068	85.7	-0.42	
LC0006	0.152	0.0304	80.4	-0.58	
LC0007	-	-	-	-	
LC0008	-	-	-	-	
LC0009	0.187	0.065	98.9	-0.03	
LC0010	-	-	-	-	
LC0011	0.229	0.007	121	0.62	
LC0012	-	-	-	-	
LC0013	-	-	-	-	
LC0014	-	-	-	-	
LC0015	0.218	0.039	115	0.45	
LC0016	0.184	0.046	97.3	-0.08	
LC0017	-	-	-	-	
LC0018	-	-	-	-	
LC0019	0.2	0.06	106	0.17	
LC0020	0.166	0.027	87.8	-0.36	
LC0021	-	-	-	-	
LC0022	-	-	-	-	
LC0023	-	-	-	-	
LC0024	-	-	-	-	

Characteristics of parameter

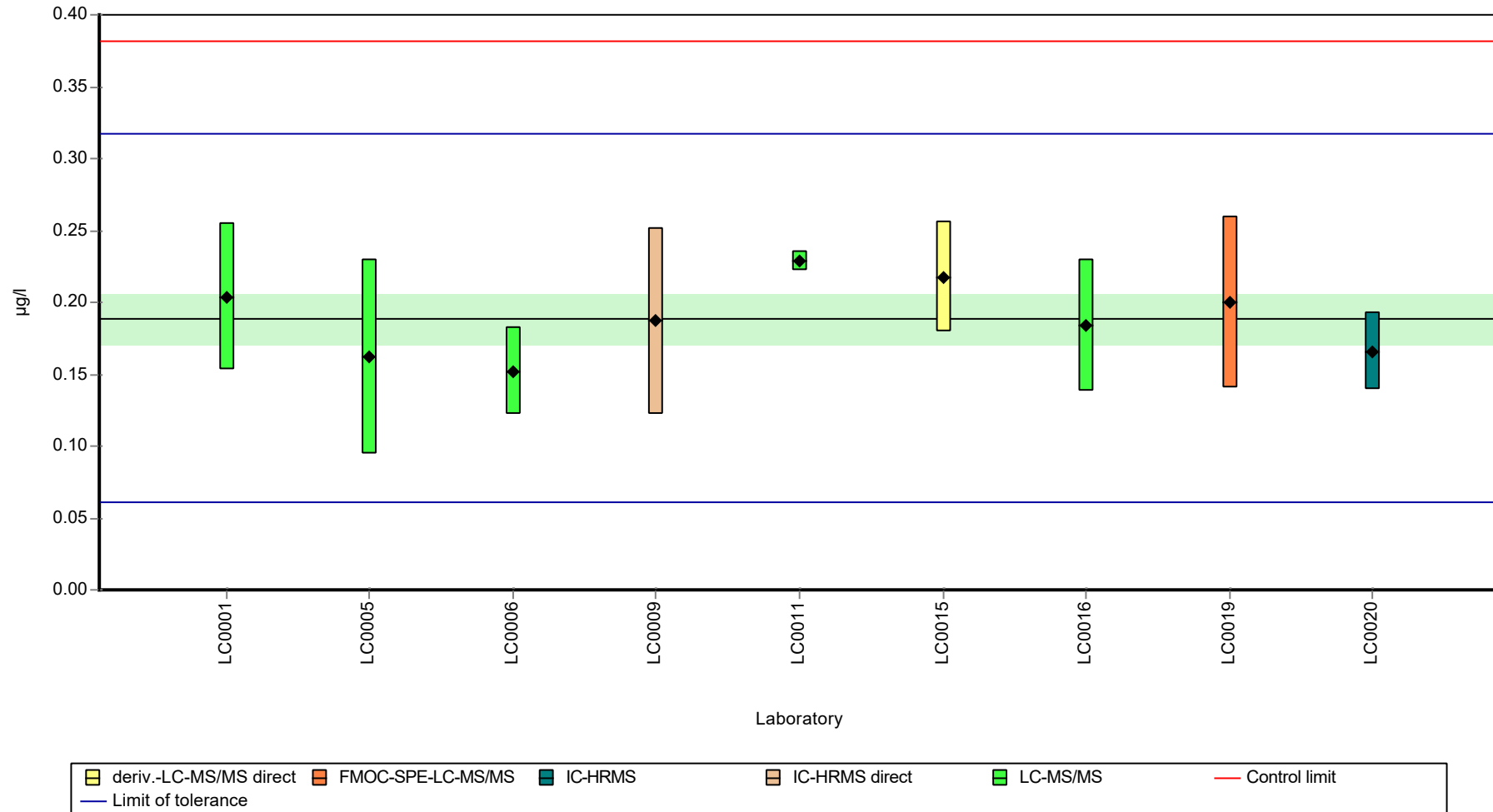
	all results	without outliers	Unit
Mean ± CI (99%)	0.189 ± 0.0261	0.189 ± 0.0261	µg/l
Minimum	0.152	0.152	µg/l
Maximum	0.229	0.229	µg/l
Standard deviation	0.0261	0.0261	µg/l
rel. standard deviation	13.8	13.8	%
n	9	9	-

Parameter oriented report Pesticides H113

Sample: H113A, Parameter: Glufosinate

Graphical presentation of results

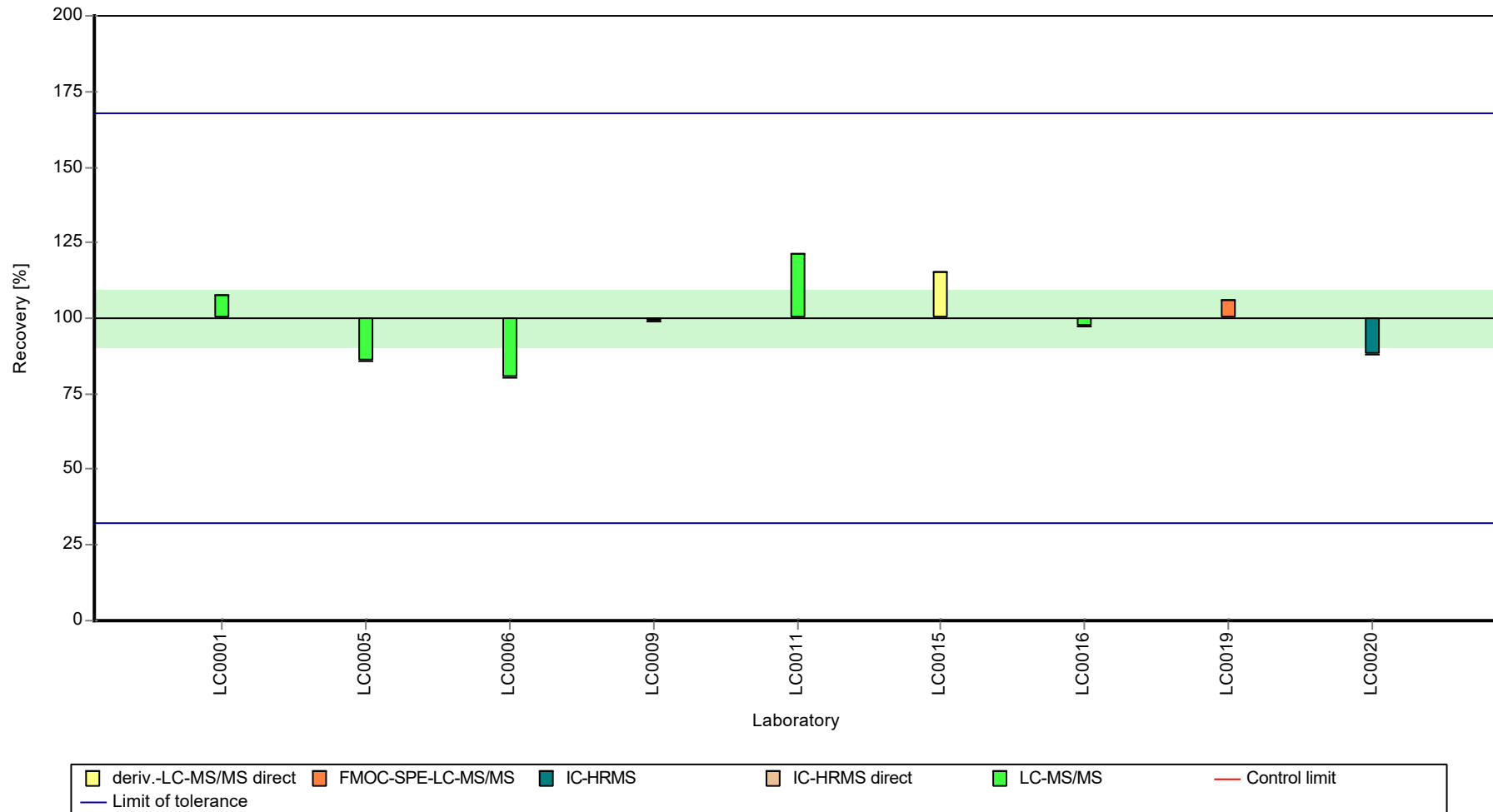
Results



Parameter oriented report Pesticides H113

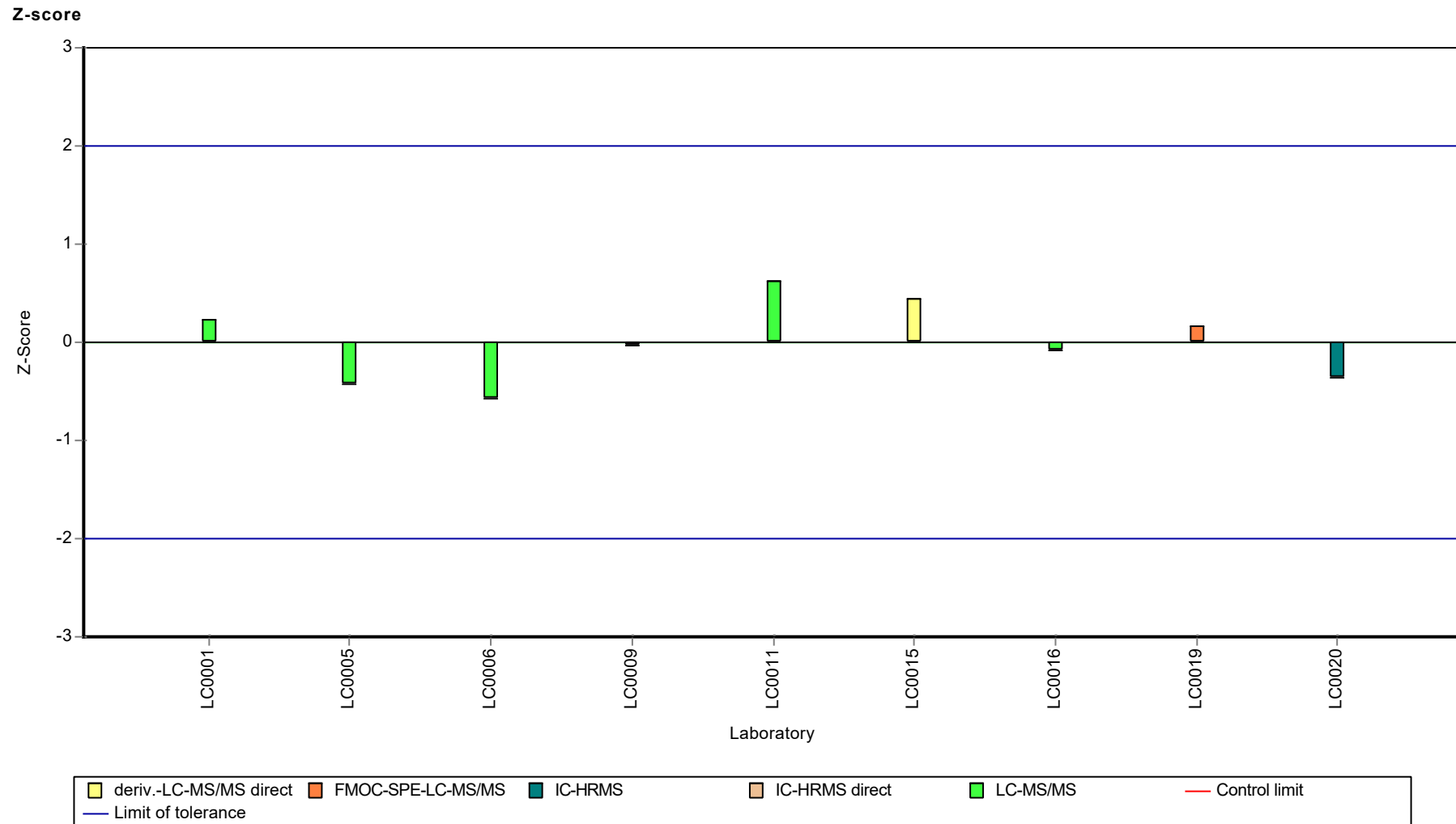
Sample: H113A, Parameter: Glufosinate

Recovery rate



Parameter oriented report Pesticides H113

Sample: H113A, Parameter: Glufosinate



Parameter oriented report Pesticides H113

Sample: H113B, Parameter: Glufosinate

Parameter oriented report

H113 B

Glufosinate

Unit	µg/l
Assigned value ± U (k=2)	-
Criterion	-
Minimum - Maximum	0.182 - 0.396
Control test value ± U (k=2)	0.1920 ± 0.0479

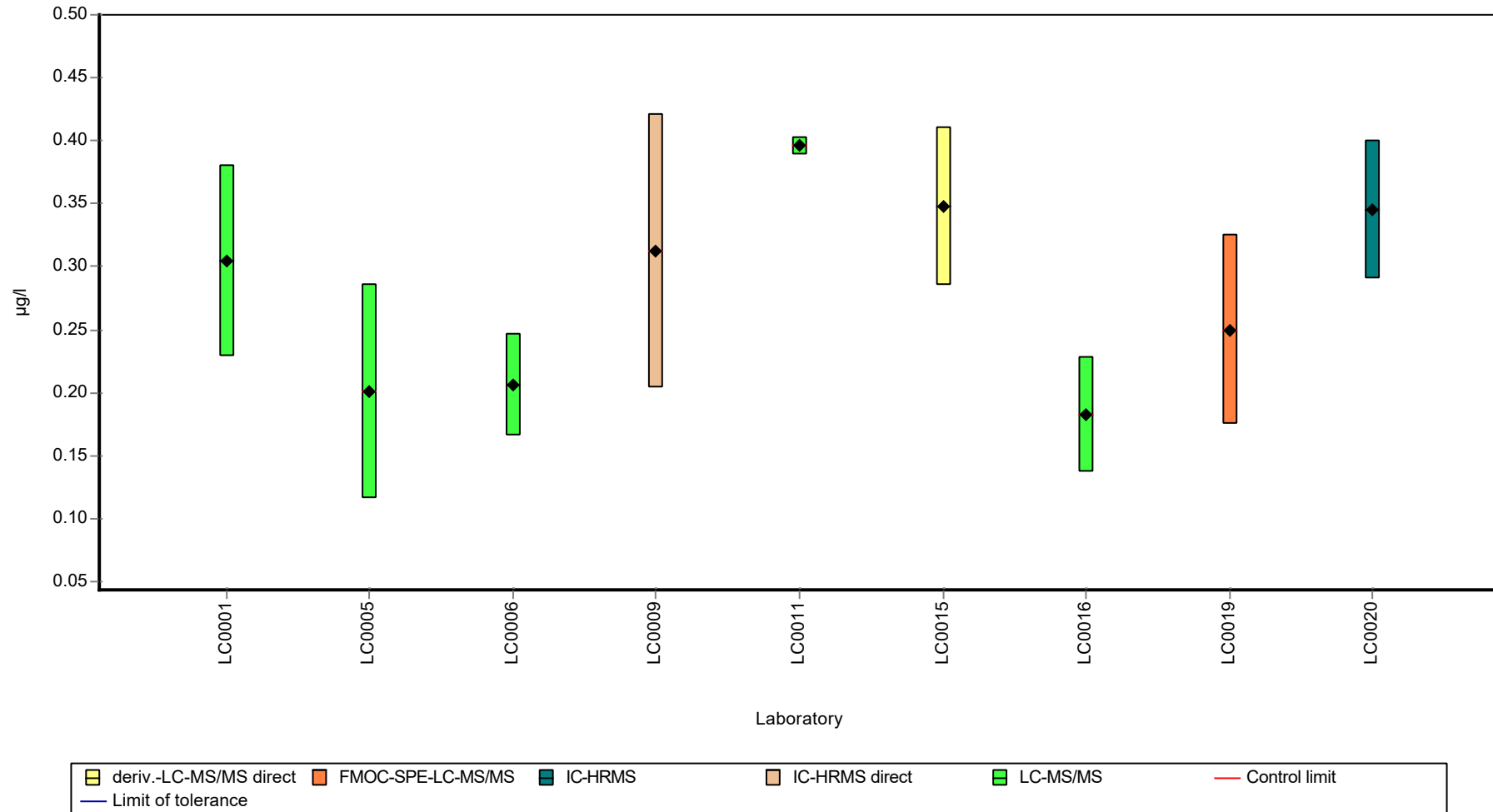
Labcode	Result	± U	Recovery [%]	z-score	Comments
LC0001	0.304	0.076	-	-	
LC0002	-	-	-	-	
LC0003	-	-	-	-	
LC0004	-	-	-	-	
LC0005	0.201	0.085	-	-	
LC0006	0.206	0.0411	-	-	
LC0007	-	-	-	-	
LC0008	-	-	-	-	
LC0009	0.312	0.109	-	-	
LC0010	-	-	-	-	
LC0011	0.396	0.007	-	-	
LC0012	-	-	-	-	
LC0013	-	-	-	-	
LC0014	-	-	-	-	
LC0015	0.348	0.063	-	-	
LC0016	0.182	0.046	-	-	
LC0017	-	-	-	-	
LC0018	-	-	-	-	
LC0019	0.25	0.075	-	-	
LC0020	0.345	0.055	-	-	
LC0021	-	-	-	-	
LC0022	-	-	-	-	
LC0023	-	-	-	-	
LC0024	-	-	-	-	

Characteristics of parameter

	all results	without outliers	Unit
Mean ± CI (99%)	0.283 ± 0.0759	-	µg/l
Minimum	0.182	0.182	µg/l
Maximum	0.396	0.396	µg/l
Standard deviation	0.0759	-	µg/l
rel. standard deviation	26.8	-	%
n	9	9	-

Graphical presentation of results

Results



Parameter oriented report

H113 A

Glyphosate

Unit	µg/l
Assigned value ± U (k=2)	-
Criterion	-
Minimum - Maximum	-
Control test value ± U (k=2)	<0.03 (NG)

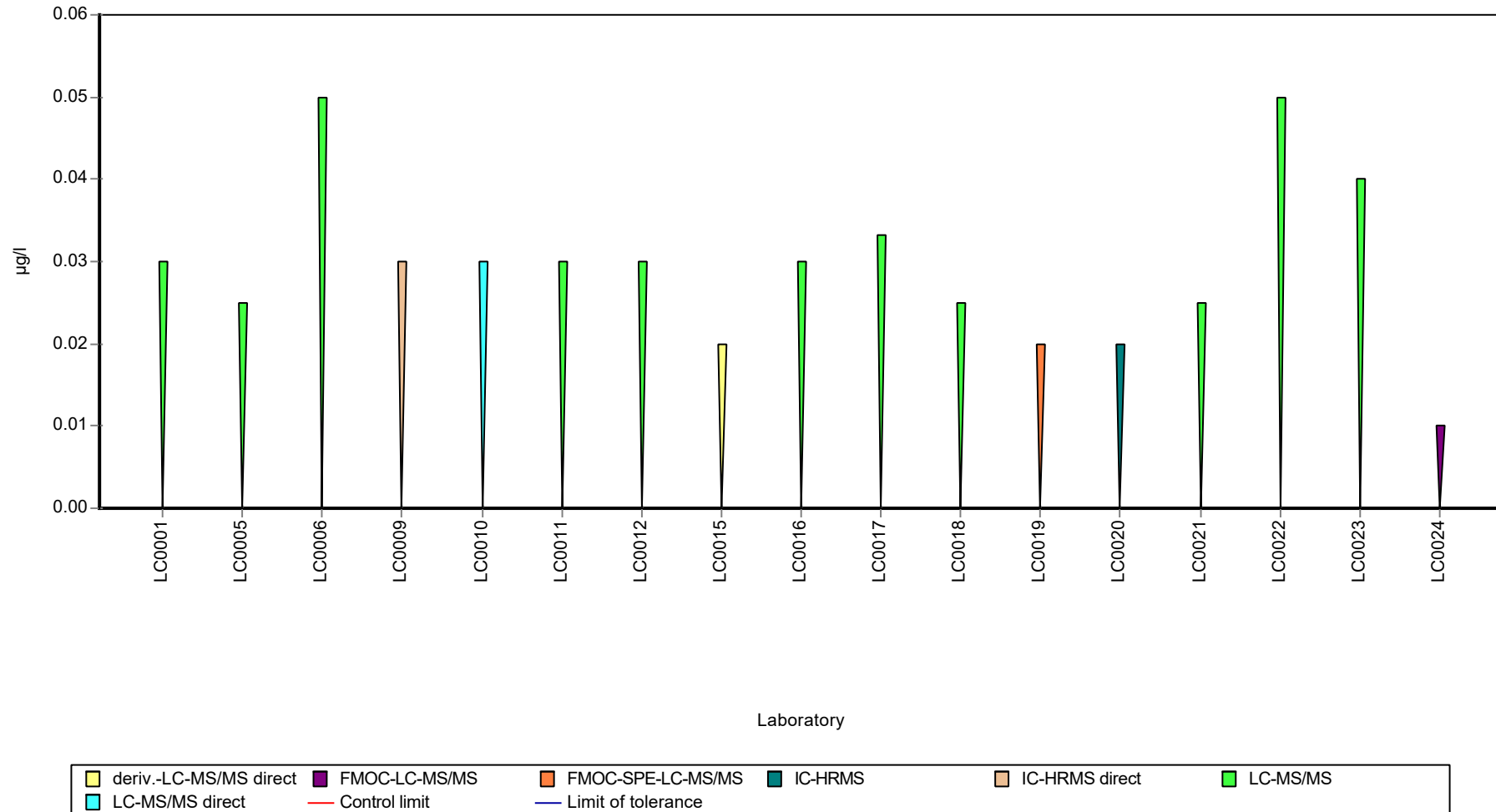
Labcode	Result	± U	Recovery [%]	z-score	Comments
LC0001	< 0.03 (LOQ)	-	-	-	
LC0002	-	-	-	-	
LC0003	-	-	-	-	
LC0004	-	-	-	-	
LC0005	< 0.025 (LOQ)	-	-	-	
LC0006	< 0.05 (LOQ)	-	-	-	
LC0007	-	-	-	-	
LC0008	-	-	-	-	
LC0009	< 0.03 (LOQ)	-	-	-	
LC0010	< 0.03 (LOQ)	-	-	-	
LC0011	< 0.03 (LOQ)	-	-	-	
LC0012	< 0.03 (LOQ)	-	-	-	
LC0013	-	-	-	-	
LC0014	-	-	-	-	
LC0015	< 0.02 (LOQ)	-	-	-	
LC0016	< 0.03 (LOQ)	-	-	-	
LC0017	<0.0333 (LOD)	-	-	-	
LC0018	< 0.025 (LOQ)	-	-	-	
LC0019	< 0.02 (LOQ)	-	-	-	
LC0020	< 0.02 (LOQ)	-	-	-	
LC0021	< 0.025 (LOQ)	-	-	-	
LC0022	< 0.05 (LOQ)	-	-	-	
LC0023	< 0.04 (LOQ)	-	-	-	
LC0024	< 0.01 (LOQ)	-	-	-	

Characteristics of parameter

	all results	without outliers	Unit
Mean ± CI (99%)	-	-	µg/l
Minimum	-	-	µg/l
Maximum	-	-	µg/l
Standard deviation	-	-	µg/l
rel. standard deviation	-	-	%
n	0	0	-

Graphical presentation of results

Results



Parameter oriented report

H113 B

Glyphosate

Unit	µg/l
Assigned value ± U (k=2)	0.739 ± 0.0169
Criterion	0.148 (20 %)
Minimum - Maximum	0.675 - 0.804
Control test value ± U (k=2)	0.7040 ± 0.176

Labcode	Result	± U	Recovery [%]	z-score	Comments
LC0001	0.721	0.18	97.6	-0.12	
LC0002	-	-	-	-	
LC0003	-	-	-	-	
LC0004	-	-	-	-	
LC0005	0.74	0.312	100	0.01	
LC0006	0.733	0.044	99.2	-0.04	
LC0007	-	-	-	-	
LC0008	-	-	-	-	
LC0009	0.537	0.199	72.7	-1.37	H
LC0010	0.523	0.23	70.8	-1.46	H
LC0011	0.675	0.01	91.4	-0.43	
LC0012	0.732	0.183	99.1	-0.05	
LC0013	-	-	-	-	
LC0014	-	-	-	-	
LC0015	0.767	0.138	104	0.19	
LC0016	0.738	0.185	99.9	-0.01	
LC0017	0.7383	0.1501	99.9	0.00	
LC0018	0.771	0.085	104	0.22	
LC0019	0.884	0.2652	120	0.98	H
LC0020	0.692	0.125	93.7	-0.32	
LC0021	0.804	0.201	109	0.44	
LC0022	0.736	0.092	99.6	-0.02	
LC0023	0.7495	0.1012	101	0.07	
LC0024	0.748	0.165	101	0.06	

Characteristics of parameter

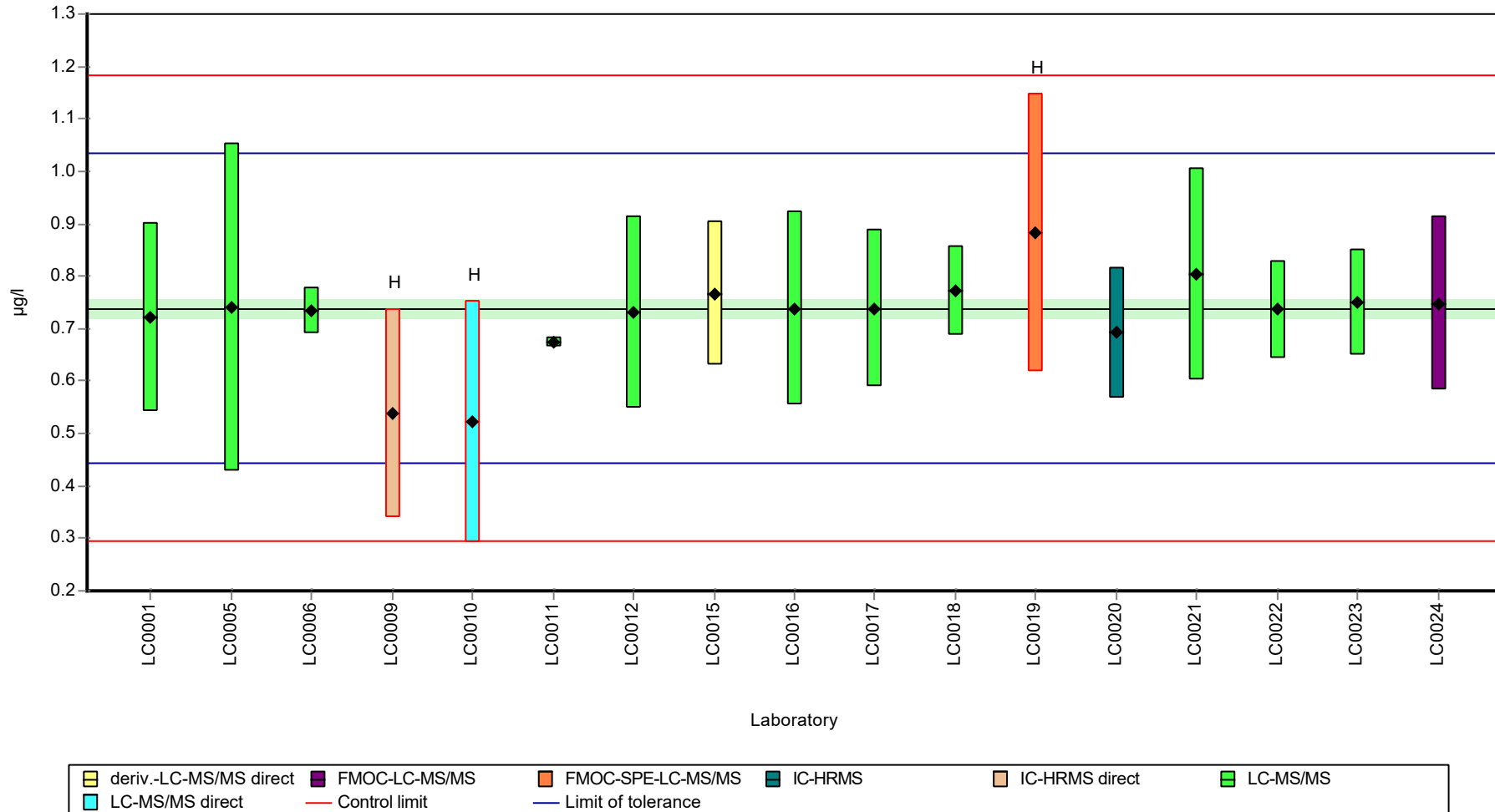
	all results	without outliers	Unit
Mean ± CI (99%)	0.723 ± 0.0622	0.739 ± 0.0253	µg/l
Minimum	0.523	0.675	µg/l
Maximum	0.884	0.804	µg/l
Standard deviation	0.0855	0.0316	µg/l
rel. standard deviation	11.8	4.27	%
n	17	14	-

Parameter oriented report Pesticides H113

Sample: H113B, Parameter: Glyphosate

Graphical presentation of results

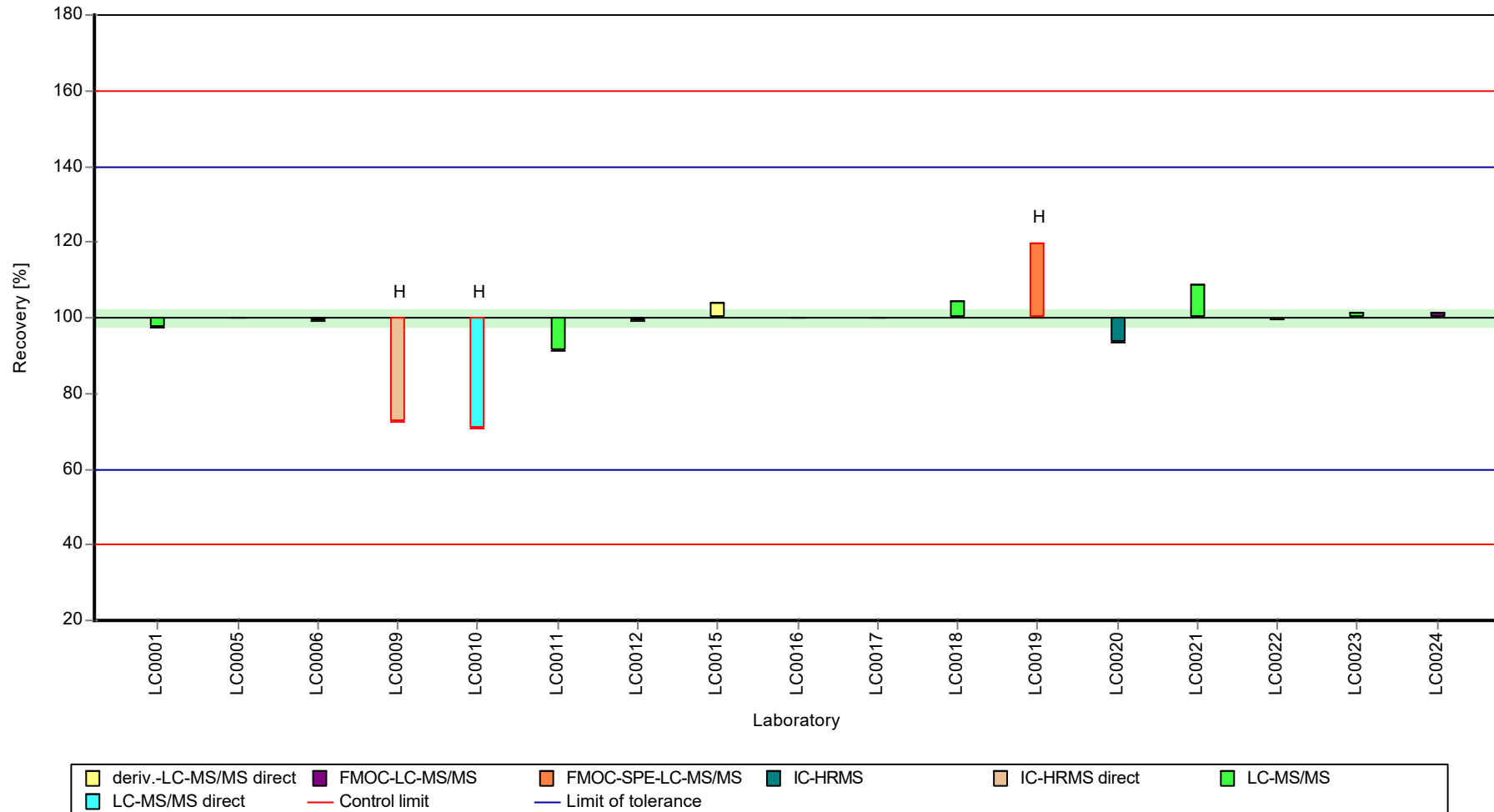
Results



Parameter oriented report Pesticides H113

Sample: H113B, Parameter: Glyphosate

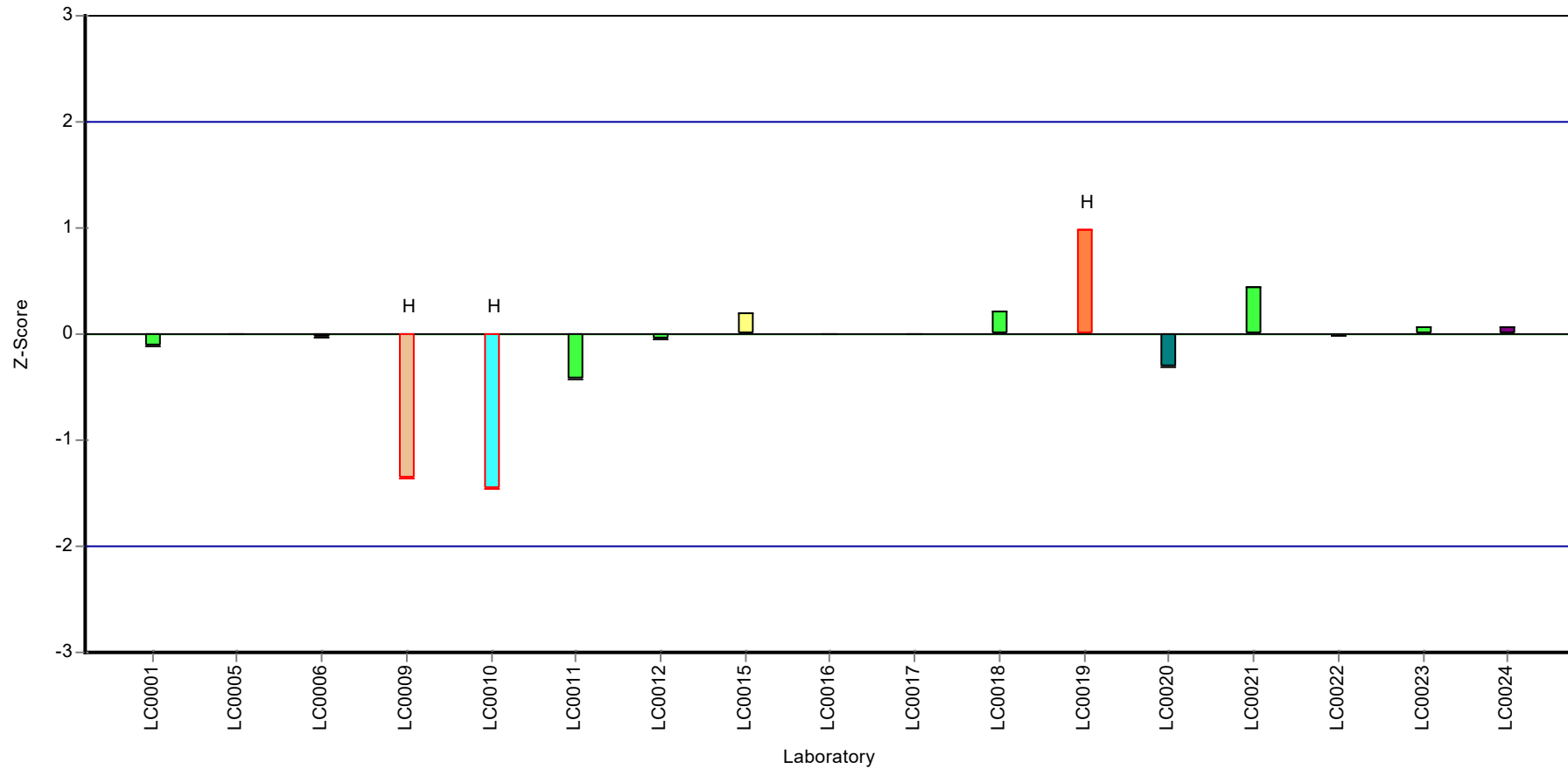
Recovery rate



Parameter oriented report Pesticides H113

Sample: H113B, Parameter: Glyphosate

Z-score



Parameter oriented report Pesticides H113

Sample: H113A, Parameter: MCPP (Mecoprop)

Parameter oriented report

H113 A

MCPP (Mecoprop)

Unit	µg/l
Assigned value ± U (k=2)	0.146 ± 0.00838
Criterion	0.019 (13 %)
Minimum - Maximum	0.114 - 0.187
Control test value ± U (k=2)	0.1340 ± 0.0202

Labcode	Result	± U	Recovery [%]	z-score	Comments
LC0001	0.144	0.029	98.3	-0.13	
LC0002	-	-	-	-	
LC0003	0.147	0.042	100	0.03	
LC0004	0.168	0.034	115	1.13	
LC0005	0.156	0.066	107	0.5	
LC0006	0.156	0.0335	107	0.5	
LC0007	0.141	0.035	96.3	-0.29	
LC0008	-	-	-	-	
LC0009	-	-	-	-	
LC0010	0.131	0.066	89.4	-0.81	
LC0011	0.119	0.006	81.3	-1.44	
LC0012	0.148	0.034	101	0.08	
LC0013	0.148	0.022	101	0.08	
LC0014	0.192	0.05	131	2.39	H
LC0015	0.132	0.024	90.1	-0.76	
LC0016	0.14	0.023	95.6	-0.34	
LC0017	-	-	-	-	
LC0018	-	-	-	-	
LC0019	0.11433	0.0343	78.1	-1.69	
LC0020	0.107	0.047	73.1	-2.07	H
LC0021	0.156	0.016	107	0.5	
LC0022	0.155	0.0232	106	0.45	
LC0023	0.1475	0.0214	101	0.05	
LC0024	0.187	0.071	128	2.13	

Characteristics of parameter

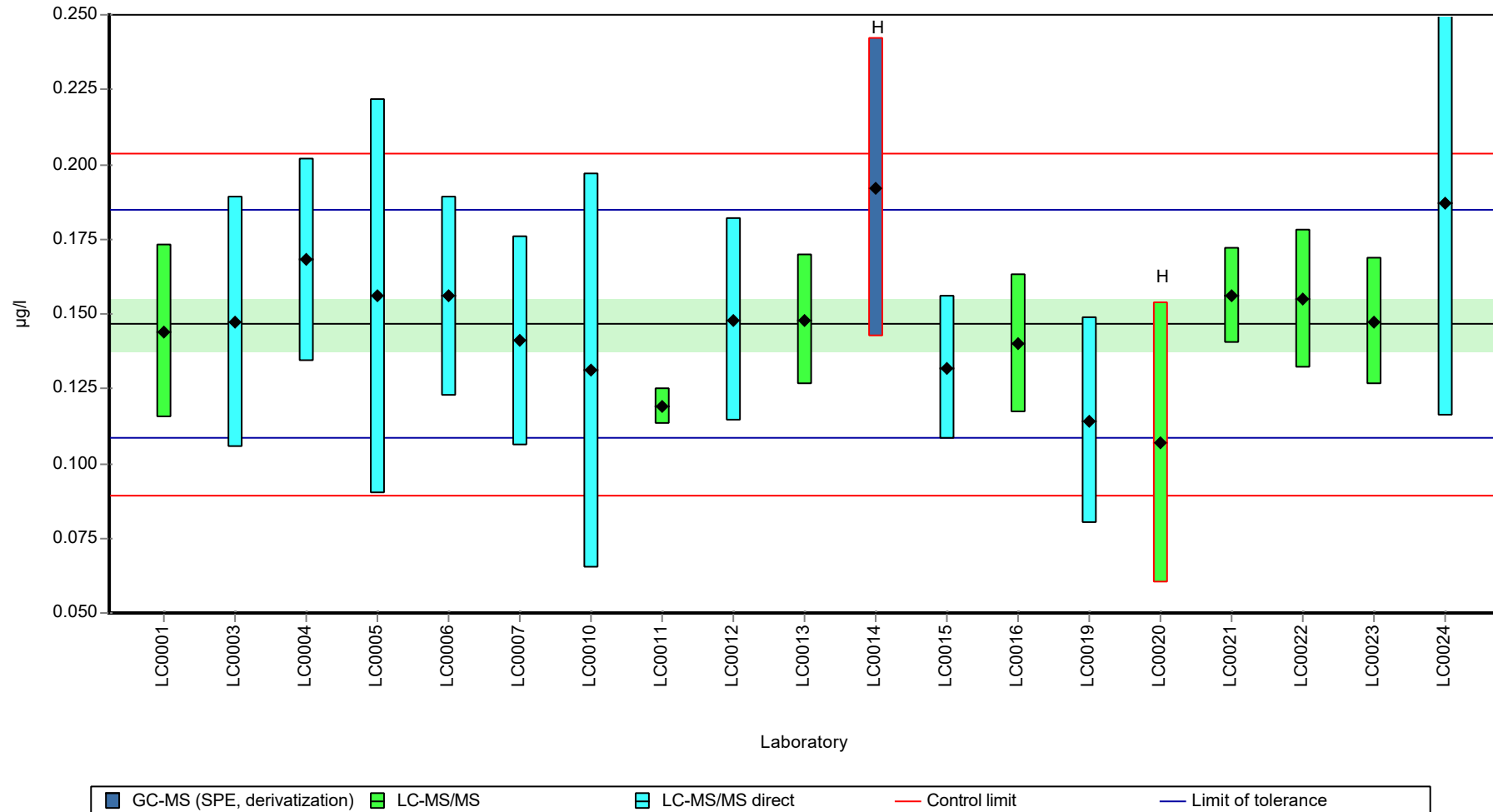
	all results	without outliers	Unit
Mean ± CI (99%)	0.147 ± 0.0149	0.146 ± 0.0126	µg/l
Minimum	0.107	0.114	µg/l
Maximum	0.192	0.187	µg/l
Standard deviation	0.0216	0.0173	µg/l
rel. standard deviation	14.7	11.8	%
n	19	17	-

Parameter oriented report Pesticides H113

Sample: H113A, Parameter: MCP (Mecoprop)

Graphical presentation of results

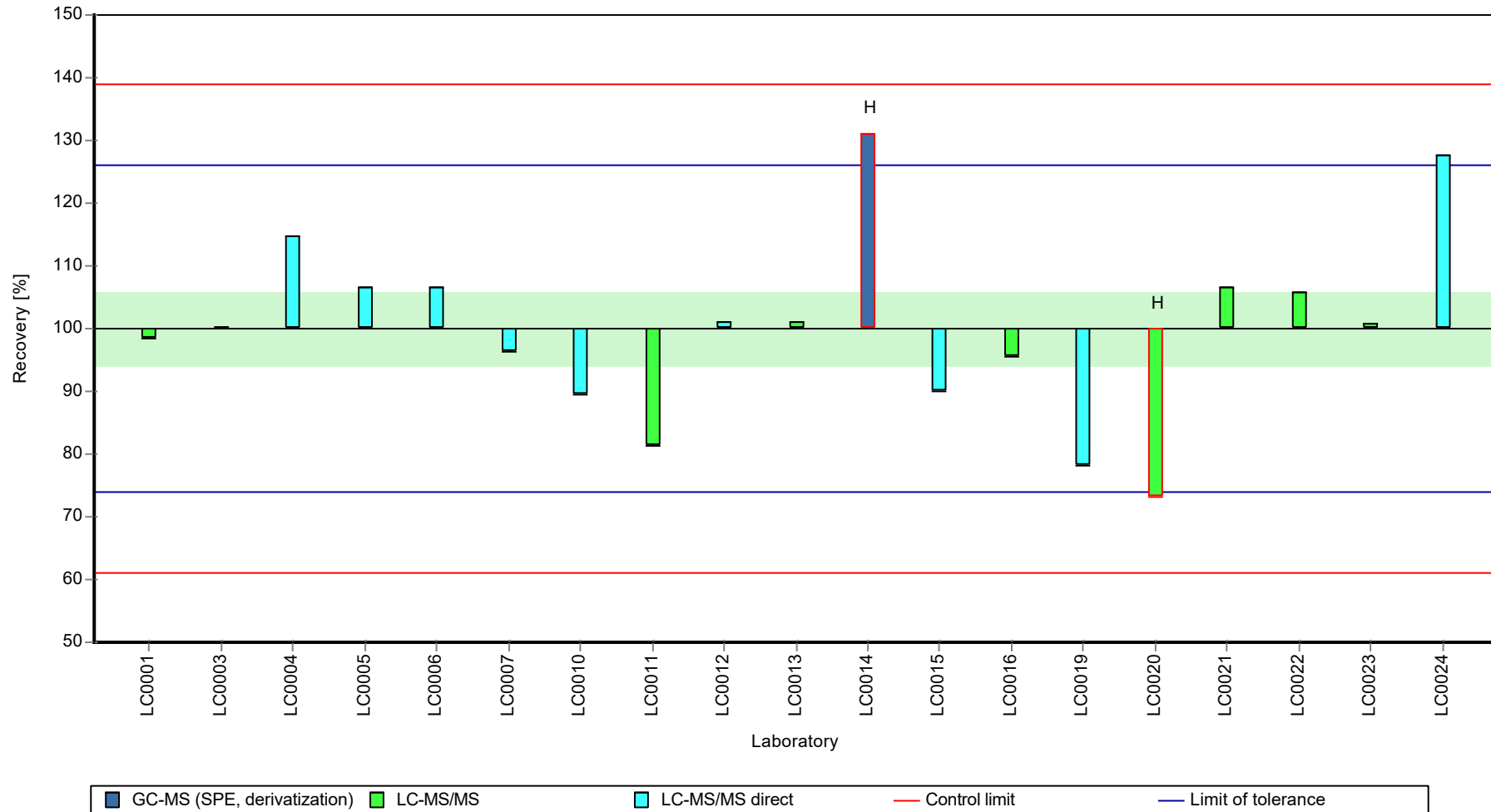
Results



Parameter oriented report Pesticides H113

Sample: H113A, Parameter: MCPP (Mecoprop)

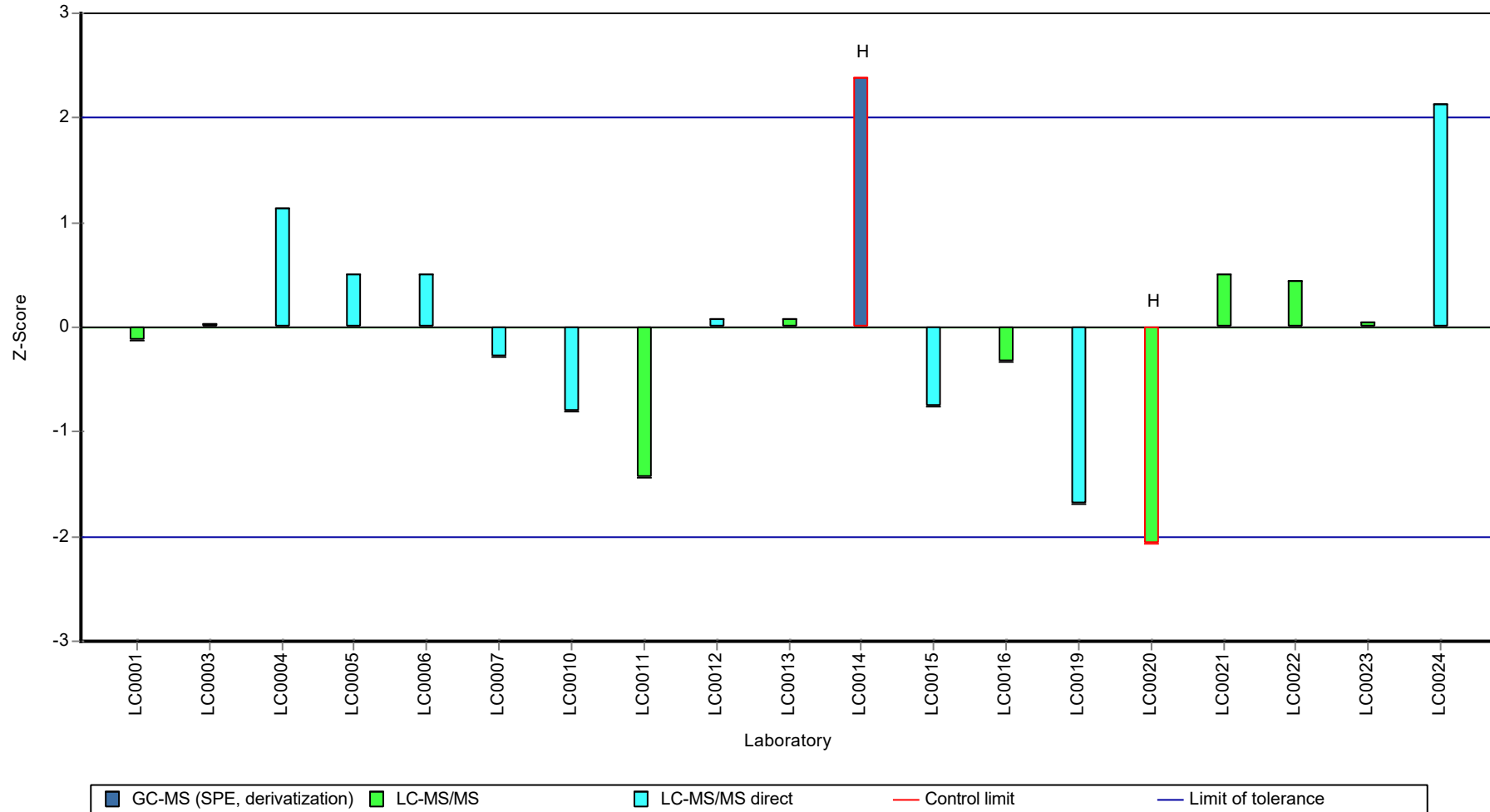
Recovery rate



Parameter oriented report Pesticides H113

Sample: H113A, Parameter: MCPP (Mecoprop)

Z-score



Parameter oriented report Pesticides H113

Sample: H113B, Parameter: MCPP (Mecoprop)

Parameter oriented report

H113 B

MCPP (Mecoprop)

Unit	µg/l
Assigned value ± U (k=2)	0.138 ± 0.00484
Criterion	0.018 (13 %)
Minimum - Maximum	0.12 - 0.155
Control test value ± U (k=2)	0.1370 ± 0.0206

Labcode	Result	± U	Recovery [%]	z-score	Comments
LC0001	0.137	0.027	99	-0.08	
LC0002	-	-	-	-	
LC0003	0.14	0.04	101	0.09	
LC0004	0.155	0.031	112	0.92	
LC0005	0.133	0.056	96.1	-0.3	
LC0006	0.148	0.0317	107	0.53	
LC0007	0.14	0.035	101	0.09	
LC0008	-	-	-	-	
LC0009	-	-	-	-	
LC0010	0.128	0.064	92.5	-0.58	
LC0011	0.12	0.006	86.7	-1.02	
LC0012	0.14	0.032	101	0.09	
LC0013	0.142	0.021	103	0.2	
LC0014	0.233	0.06	168	5.26	H
LC0015	0.132	0.024	95.4	-0.35	
LC0016	0.135	0.022	97.6	-0.19	
LC0017	-	-	-	-	
LC0018	-	-	-	-	
LC0019	0.129	0.0387	93.2	-0.52	
LC0020	0.125	0.055	90.3	-0.74	
LC0021	0.154	0.016	111	0.87	
LC0022	0.149	0.0223	108	0.59	
LC0023	0.1455	0.0211	105	0.4	
LC0024	0.178	0.068	129	2.2	H

Characteristics of parameter

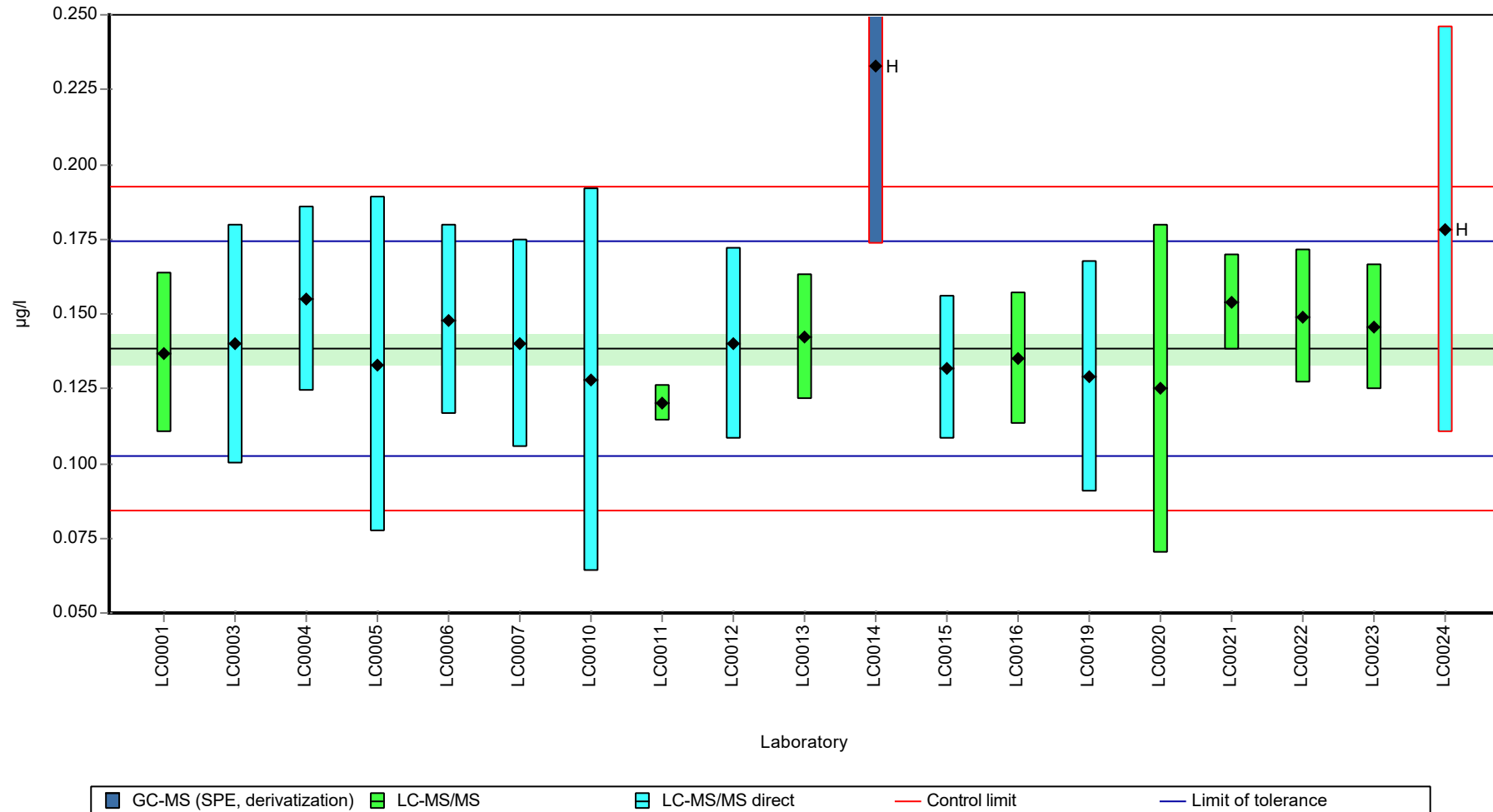
	all results	without outliers	Unit
Mean ± CI (99%)	0.145 ± 0.0171	0.138 ± 0.00726	µg/l
Minimum	0.12	0.12	µg/l
Maximum	0.233	0.155	µg/l
Standard deviation	0.0249	0.00998	µg/l
rel. standard deviation	17.1	7.21	%
n	19	17	-

Parameter oriented report Pesticides H113

Sample: H113B, Parameter: MCPP (Mecoprop)

Graphical presentation of results

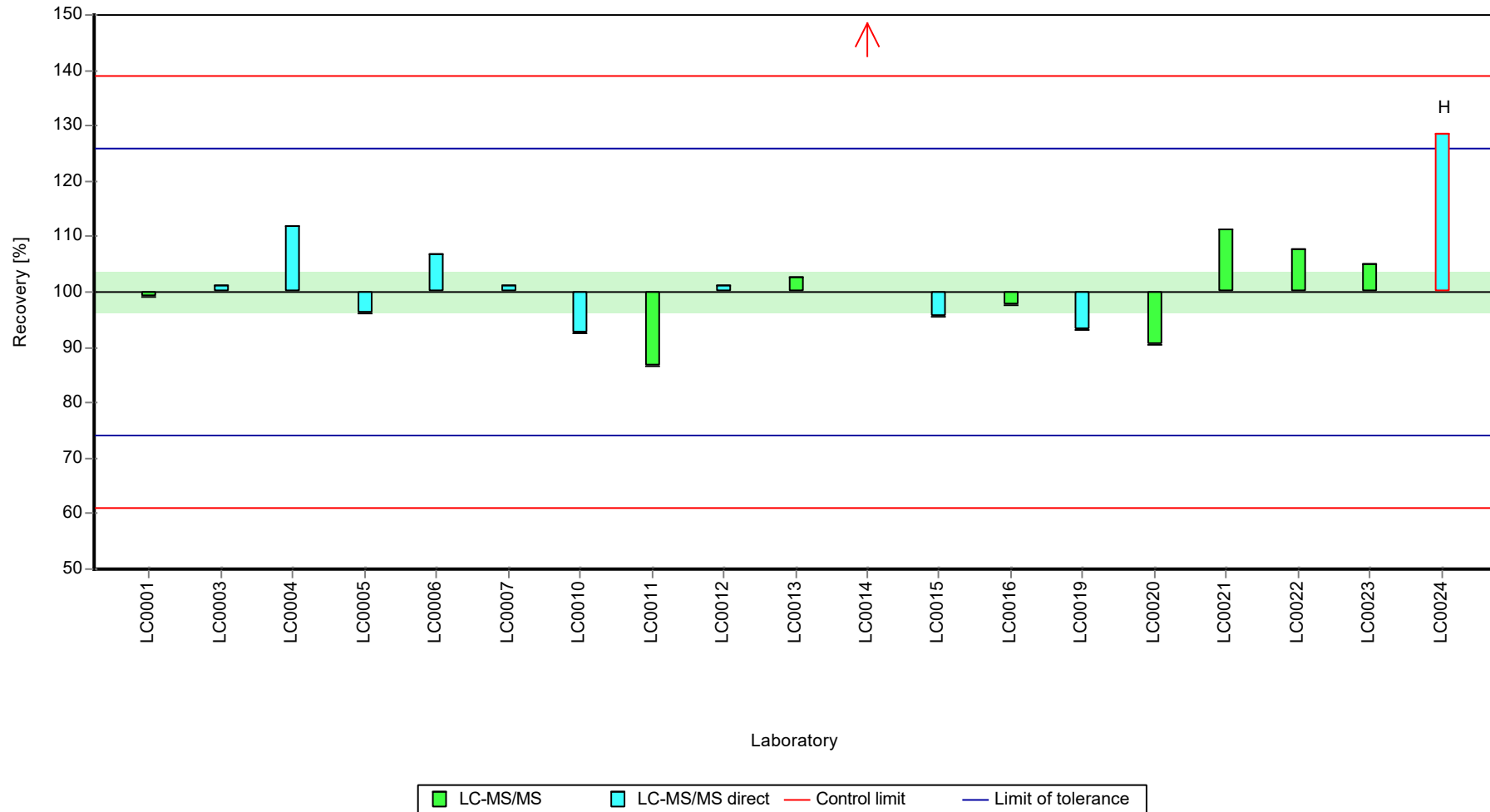
Results



Parameter oriented report Pesticides H113

Sample: H113B, Parameter: MCPP (Mecoprop)

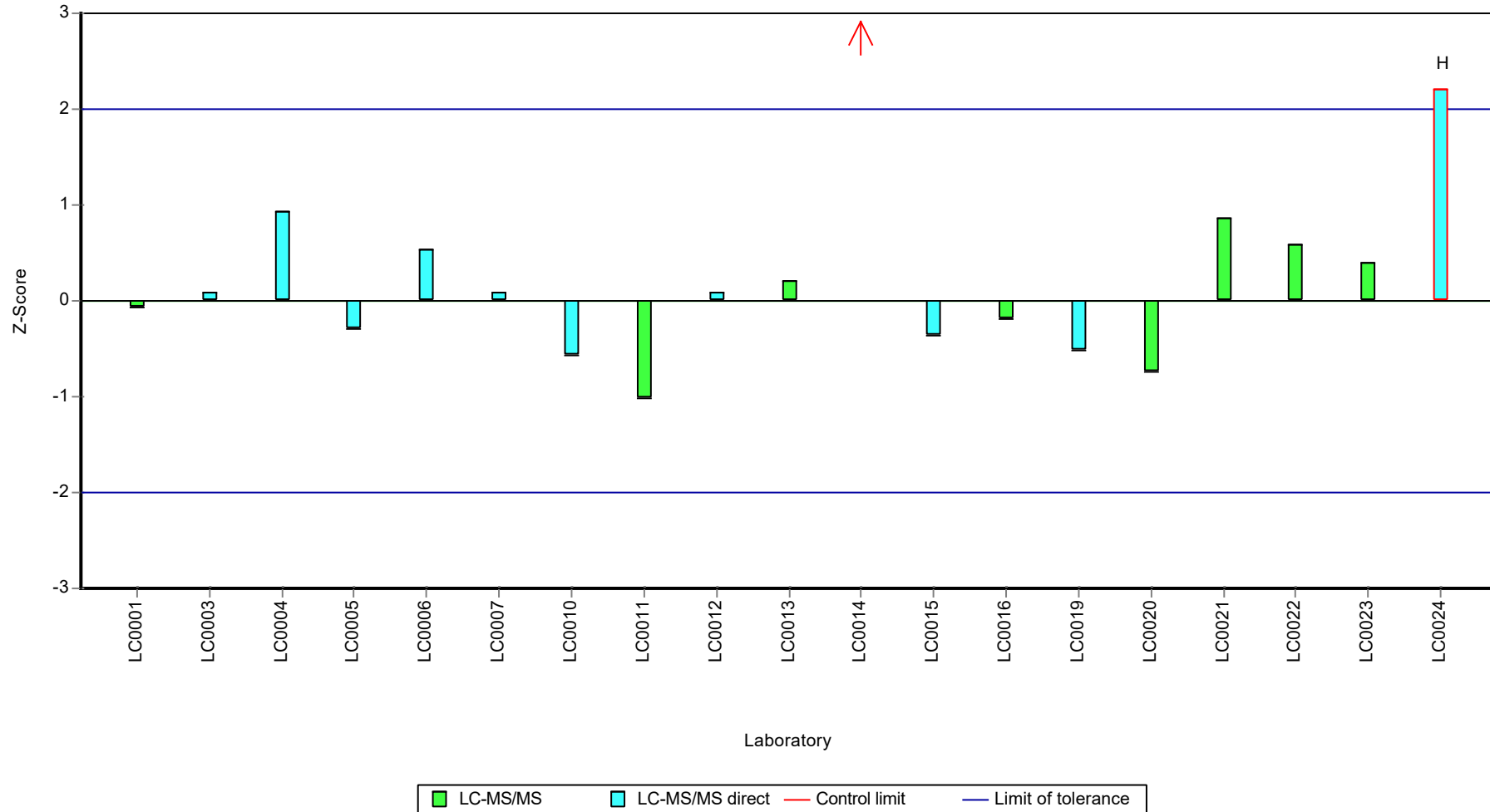
Recovery rate



Parameter oriented report Pesticides H113

Sample: H113B, Parameter: MCPP (Mecoprop)

Z-score



Parameter oriented report

H113 A

Metazachlor

Unit	µg/l
Assigned value ± U (k=2)	0.199 ± 0.0091
Criterion	0.0239 (12 %)
Minimum - Maximum	0.164 - 0.225
Control test value ± U (k=2)	0.1960 ± 0.0295

Labcode	Result	± U	Recovery [%]	z-score	Comments
LC0001	0.219	0.044	110	0.82	
LC0002	-	-	-	-	
LC0003	0.195	0.063	97.8	-0.19	
LC0004	0.206	0.041	103	0.27	
LC0005	0.225	0.107	113	1.07	
LC0006	0.192	0.0336	96.3	-0.31	
LC0007	0.199	0.05	99.8	-0.02	
LC0008	-	-	-	-	
LC0009	-	-	-	-	
LC0010	-	-	-	-	
LC0011	-	-	-	-	
LC0012	0.203	0.051	102	0.15	
LC0013	0.191	0.029	95.8	-0.35	
LC0014	-	-	-	-	
LC0015	0.217	0.039	109	0.73	
LC0016	0.164	0.026	82.2	-1.48	
LC0017	-	-	-	-	
LC0018	-	-	-	-	
LC0019	0.186	0.0558	93.3	-0.56	
LC0020	0.3	0.132	150	4.2	H
LC0021	-	-	-	-	
LC0022	0.209	0.0262	105	0.4	
LC0023	-	-	-	-	
LC0024	0.187	0.067	93.8	-0.52	

Characteristics of parameter

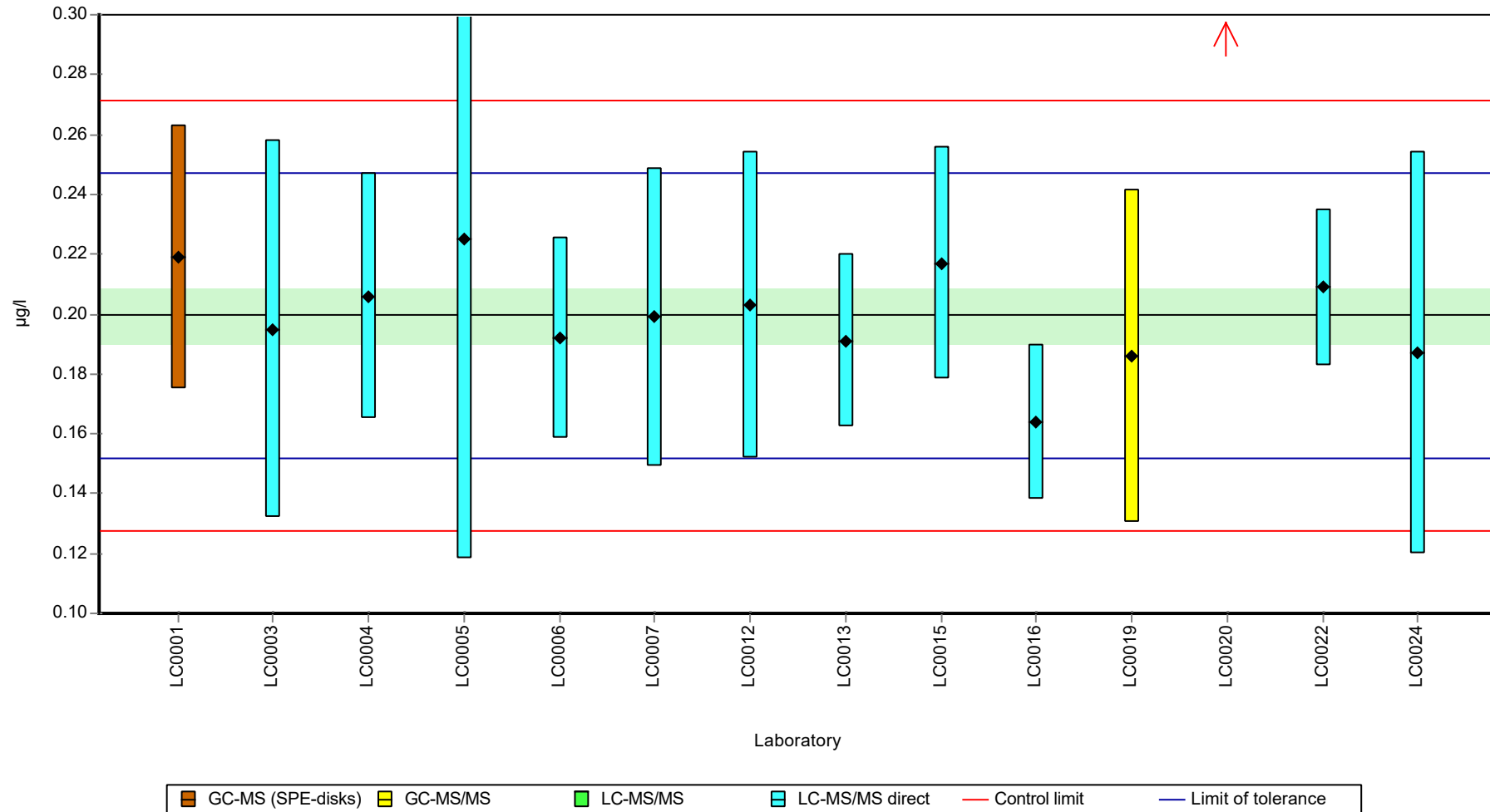
	all results	without outliers	Unit
Mean ± CI (99%)	0.207 ± 0.025	0.199 ± 0.0136	µg/l
Minimum	0.164	0.164	µg/l
Maximum	0.3	0.225	µg/l
Standard deviation	0.0312	0.0164	µg/l
rel. standard deviation	15.1	8.22	%
n	14	13	-

Parameter oriented report Pesticides H113

Sample: H113A, Parameter: Metazachlor

Graphical presentation of results

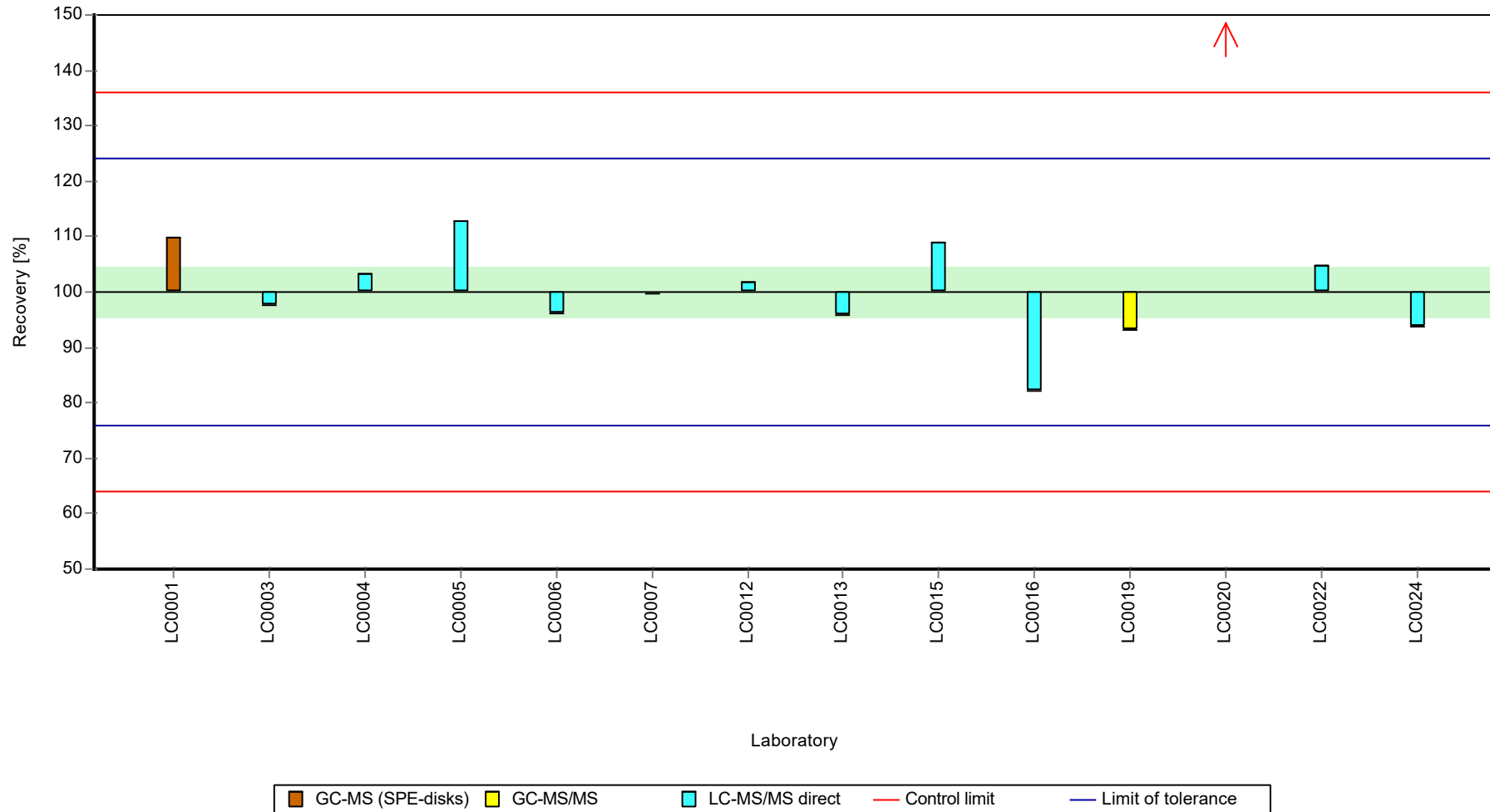
Results



Parameter oriented report Pesticides H113

Sample: H113A, Parameter: Metazachlor

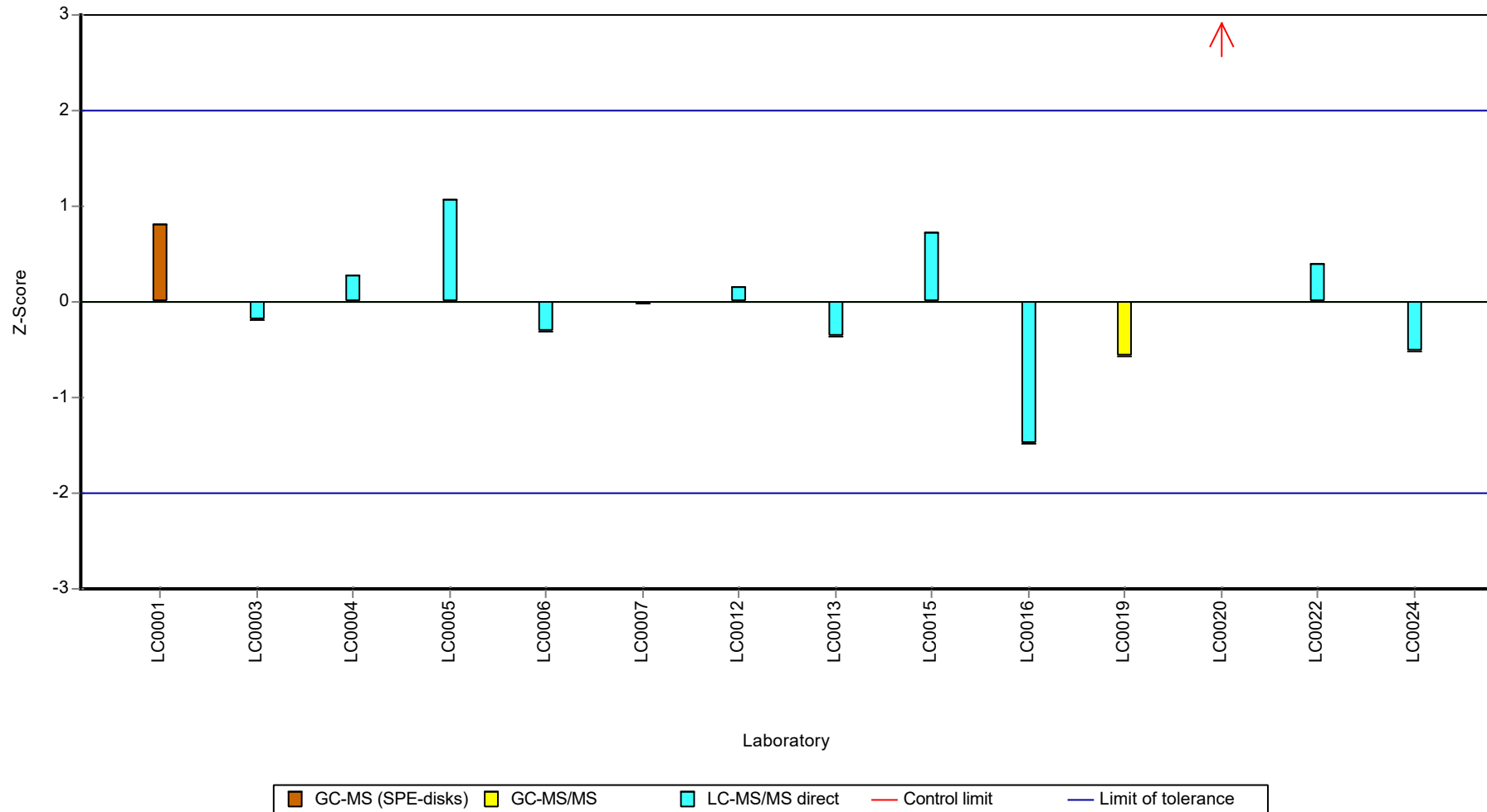
Recovery rate



Parameter oriented report Pesticides H113

Sample: H113A, Parameter: Metazachlor

Z-score



Parameter oriented report

H113 B

Metazachlor

Unit	µg/l
Assigned value ± U (k=2)	0.439 ± 0.0168
Criterion	0.0527 (12 %)
Minimum - Maximum	0.378 - 0.508
Control test value ± U (k=2)	0.4220 ± 0.0633

Labcode	Result	± U	Recovery [%]	z-score	Comments
LC0001	0.457	0.091	104	0.34	
LC0002	-	-	-	-	
LC0003	0.432	0.14	98.4	-0.14	
LC0004	0.428	0.086	97.4	-0.21	
LC0005	0.463	0.195	105	0.45	
LC0006	0.423	0.0741	96.3	-0.31	
LC0007	0.424	0.106	96.5	-0.29	
LC0008	-	-	-	-	
LC0009	-	-	-	-	
LC0010	-	-	-	-	
LC0011	-	-	-	-	
LC0012	0.417	0.104	94.9	-0.42	
LC0013	0.437	0.066	99.5	-0.04	
LC0014	-	-	-	-	
LC0015	0.457	0.082	104	0.34	
LC0016	0.378	0.061	86.1	-1.16	
LC0017	-	-	-	-	
LC0018	-	-	-	-	
LC0019	0.508	0.1524	116	1.3	
LC0020	0.688	0.303	157	4.72	H
LC0021	-	-	-	-	
LC0022	0.45	0.0562	102	0.2	
LC0023	-	-	-	-	
LC0024	0.436	0.157	99.3	-0.06	

Characteristics of parameter

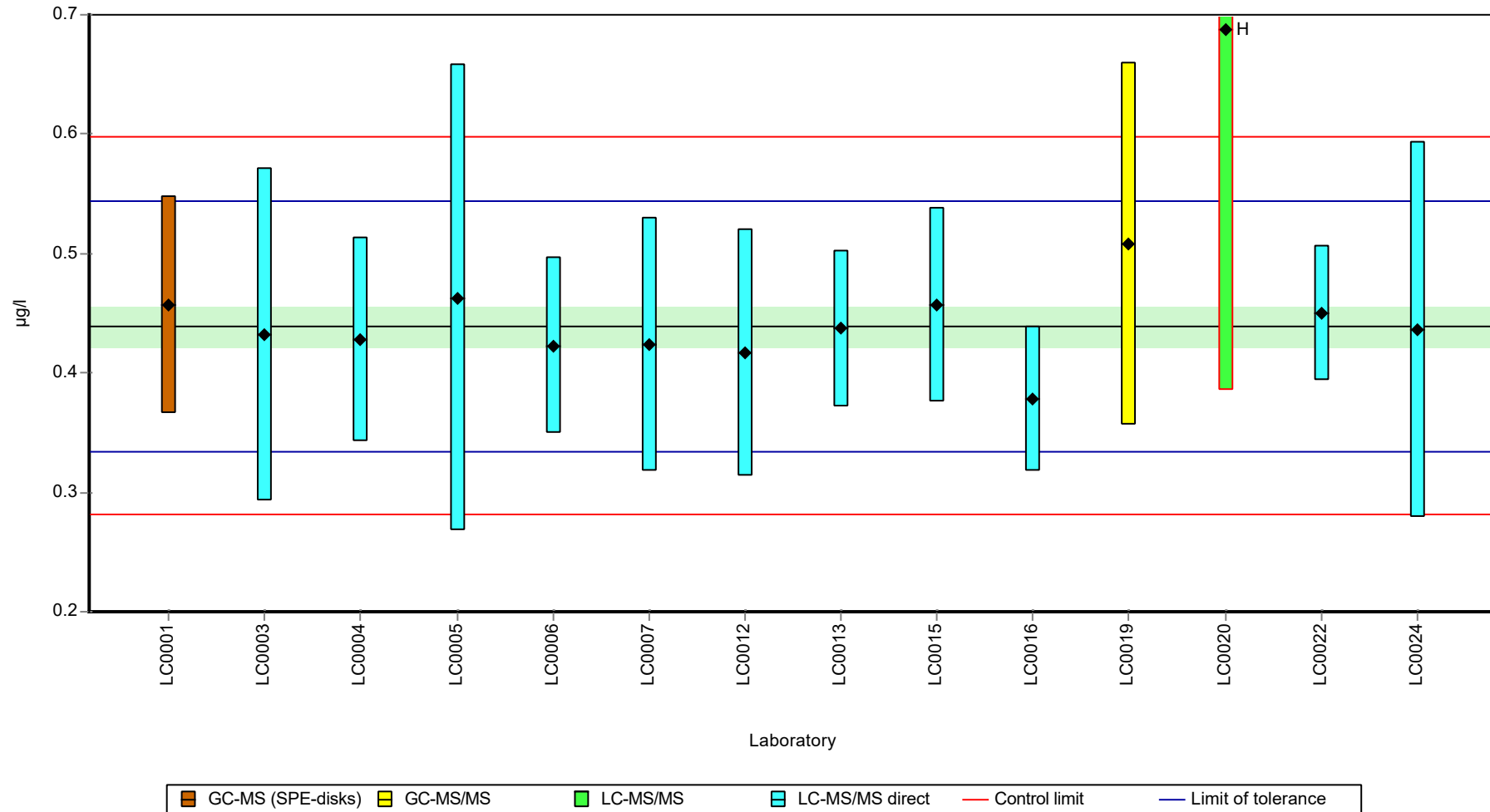
	all results	without outliers	Unit
Mean ± CI (99%)	0.457 ± 0.0582	0.439 ± 0.0252	µg/l
Minimum	0.378	0.378	µg/l
Maximum	0.688	0.508	µg/l
Standard deviation	0.0726	0.0302	µg/l
rel. standard deviation	15.9	6.88	%
n	14	13	-

Parameter oriented report Pesticides H113

Sample: H113B, Parameter: Metazachlor

Graphical presentation of results

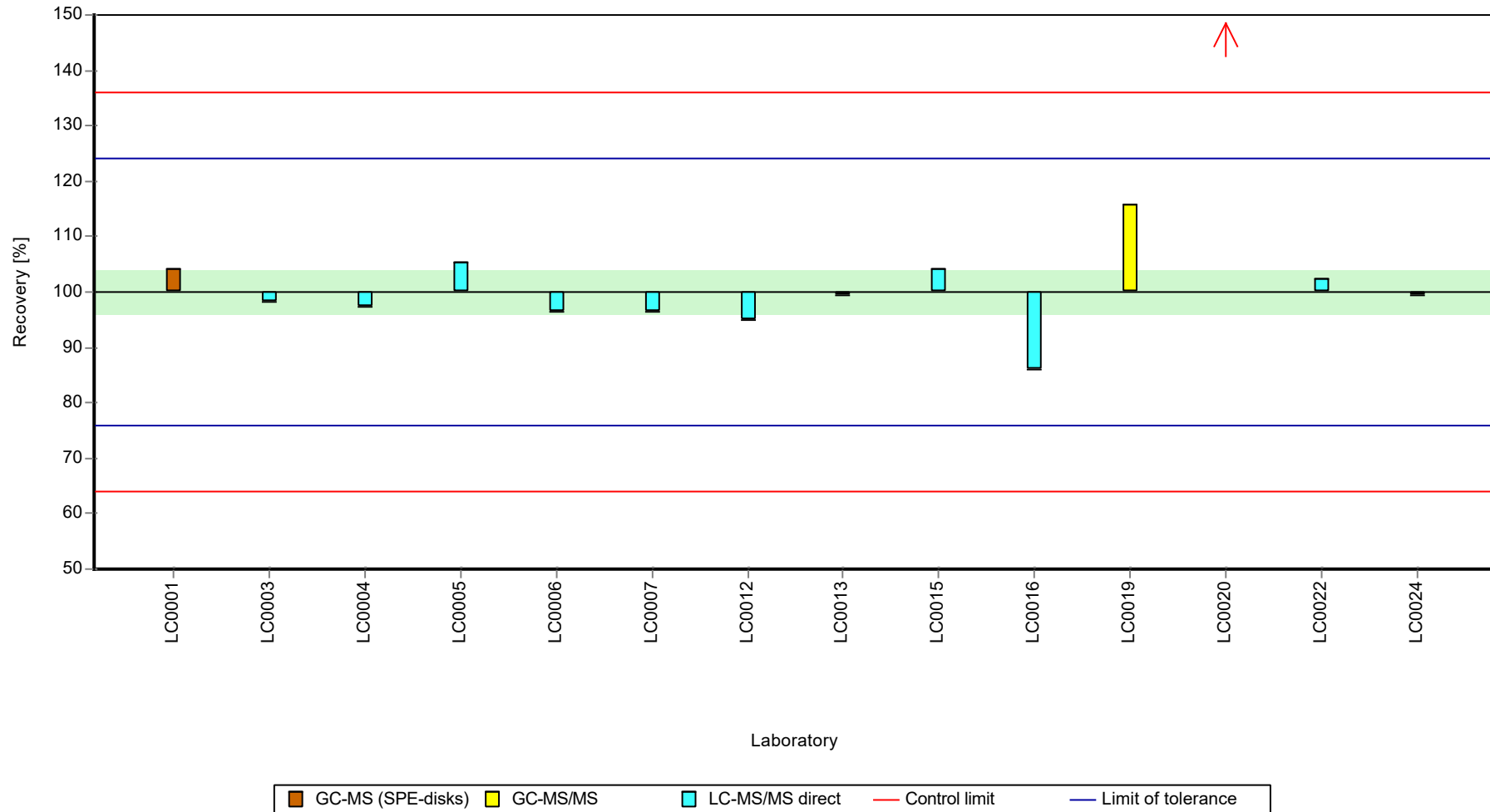
Results



Parameter oriented report Pesticides H113

Sample: H113B, Parameter: Metazachlor

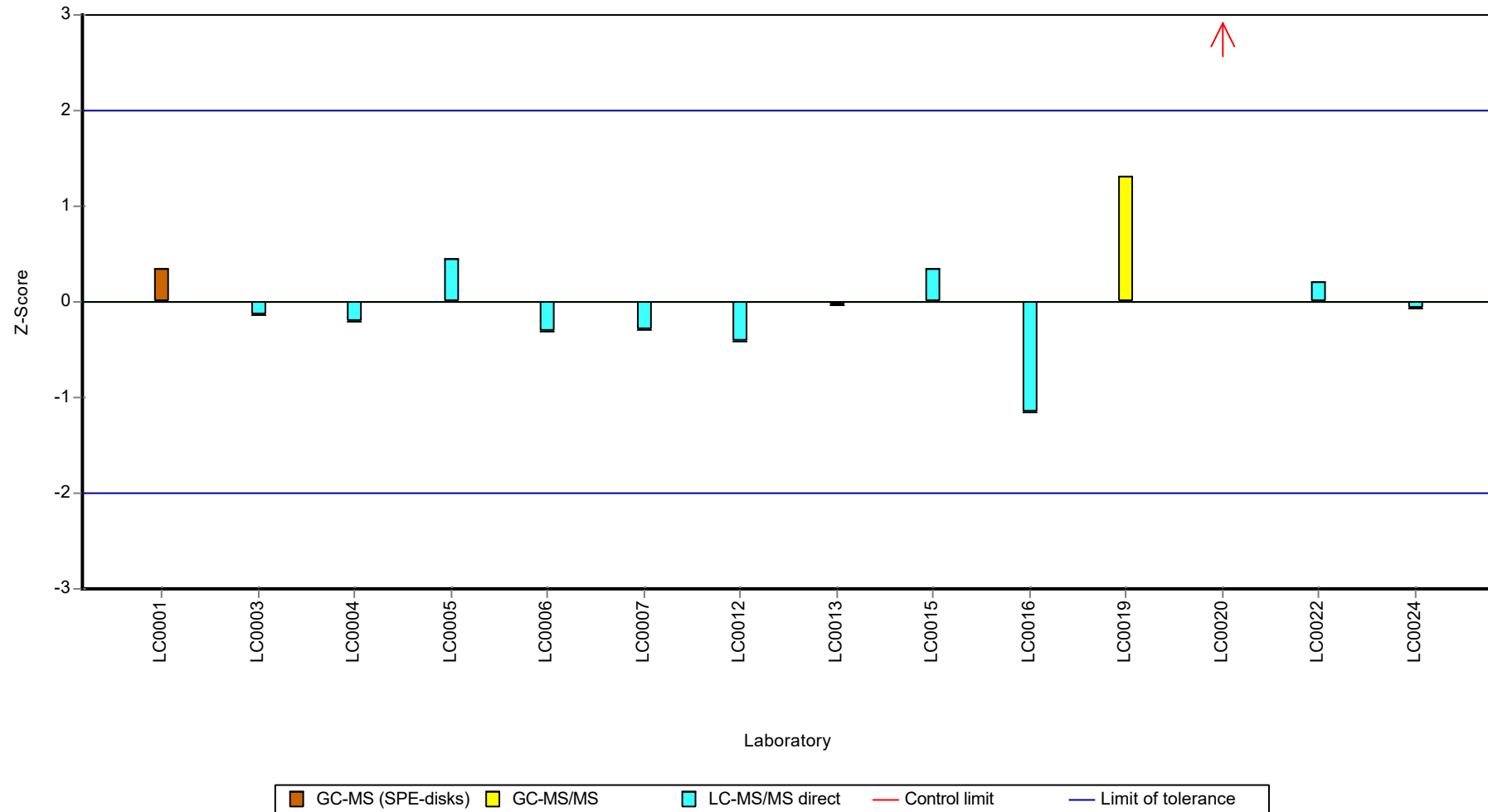
Recovery rate



Parameter oriented report Pesticides H113

Sample: H113B, Parameter: Metazachlor

Z-score



Parameter oriented report Pesticides H113

Sample: H113A, Parameter: Metazachlor ethane sulfonic acid (Metazachlor-ESA)

Parameter oriented report

H113 A

Metazachlor ethane sulfonic acid (Metazachlor-ESA)

Unit	µg/l
Assigned value ± U (k=2)	0.132 ± 0.011
Criterion	0.025 (19 %)
Minimum - Maximum	0.098 - 0.149
Control test value ± U (k=2)	0.1430 ± 0.0357

Labcode	Result	± U	Recovery [%]	z-score	Comments
LC0001	0.123	0.025	93.4	-0.35	
LC0002	-	-	-	-	
LC0003	-	-	-	-	
LC0004	0.146	0.029	111	0.57	
LC0005	-	-	-	-	
LC0006	-	-	-	-	
LC0007	0.136	0.034	103	0.17	
LC0008	-	-	-	-	
LC0009	-	-	-	-	
LC0010	-	-	-	-	
LC0011	0.098	0.006	74.4	-1.35	
LC0012	0.142	0.041	108	0.41	
LC0013	0.145	0.022	110	0.53	
LC0014	-	-	-	-	
LC0015	0.127	0.023	96.4	-0.19	
LC0016	0.149	0.035	113	0.69	
LC0017	-	-	-	-	
LC0018	-	-	-	-	
LC0019	0.11918	0.03575	90.5	-0.5	
LC0020	-	-	-	-	
LC0021	-	-	-	-	
LC0022	-	-	-	-	
LC0023	0.5384	0.1104	409	16.26	H
LC0024	-	-	-	-	

Characteristics of parameter

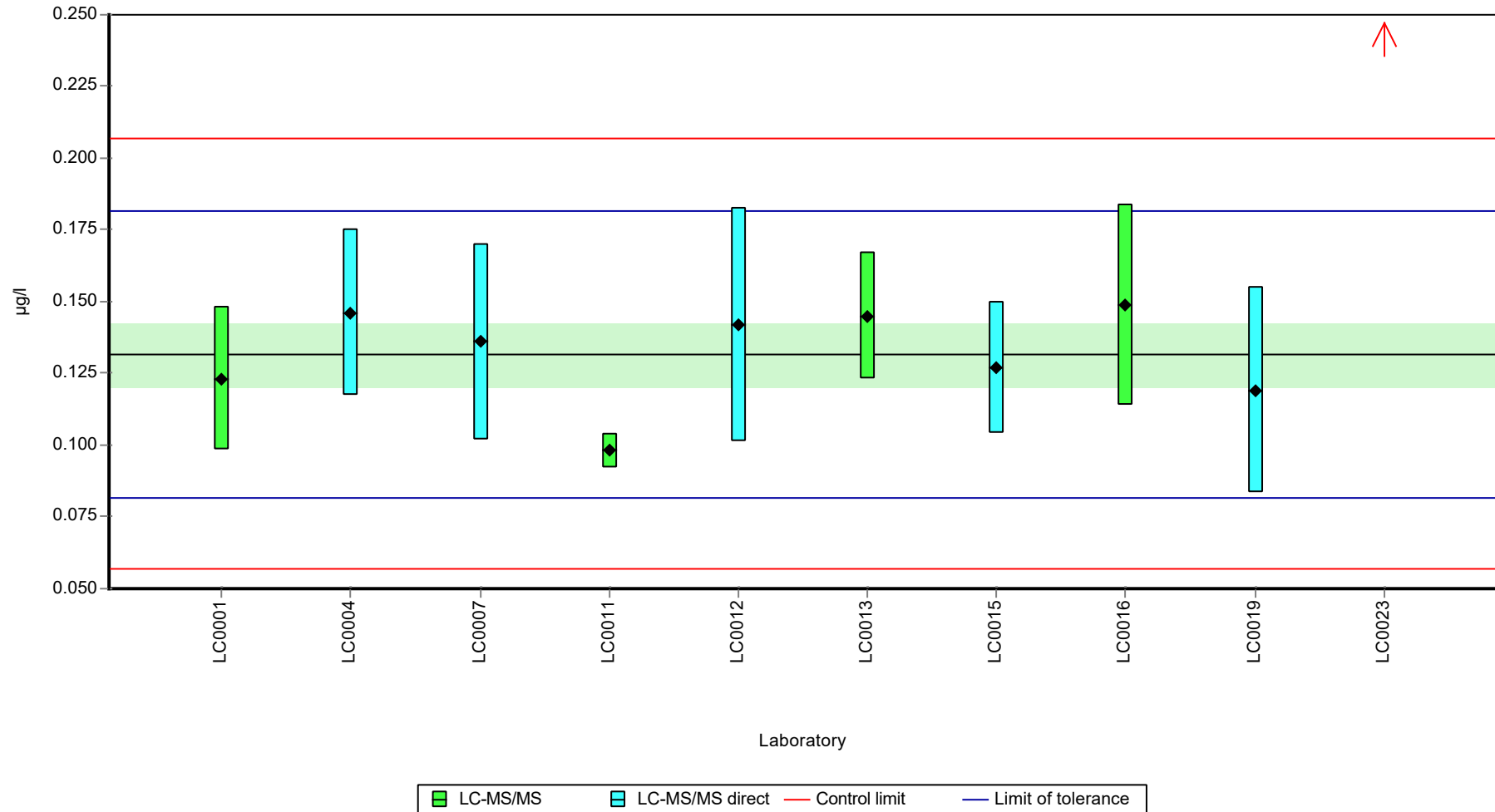
	all results	without outliers	Unit
Mean ± CI (99%)	0.172 ± 0.123	0.132 ± 0.0166	µg/l
Minimum	0.098	0.098	µg/l
Maximum	0.538	0.149	µg/l
Standard deviation	0.13	0.0166	µg/l
rel. standard deviation	75.2	12.6	%
n	10	9	-

Parameter oriented report Pesticides H113

Sample: H113A, Parameter: Metazachlor ethane sulfonic acid (Metazachlor-ESA)

Graphical presentation of results

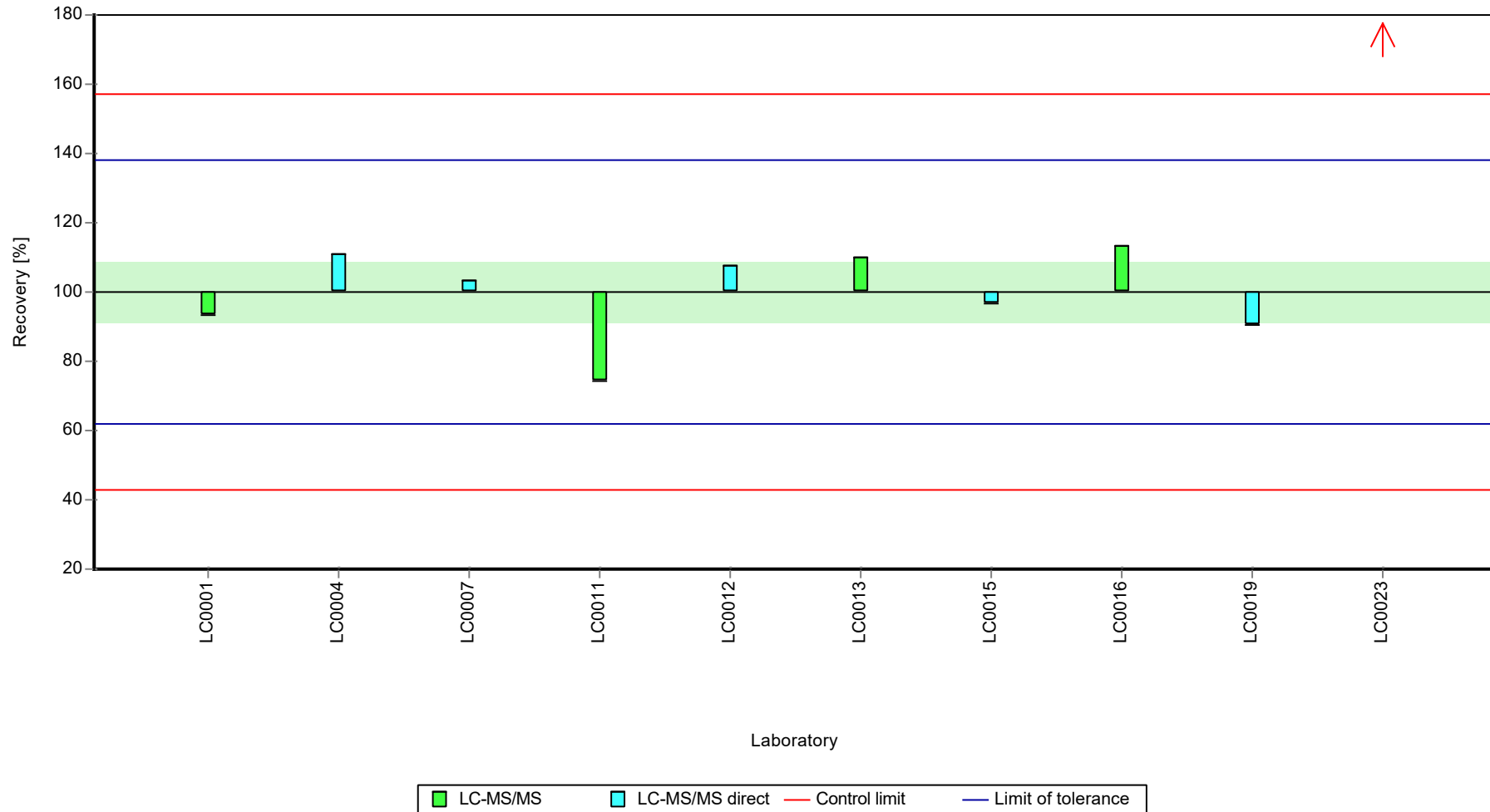
Results



Parameter oriented report Pesticides H113

Sample: H113A, Parameter: Metazachlor ethane sulfonic acid (Metazachlor-ESA)

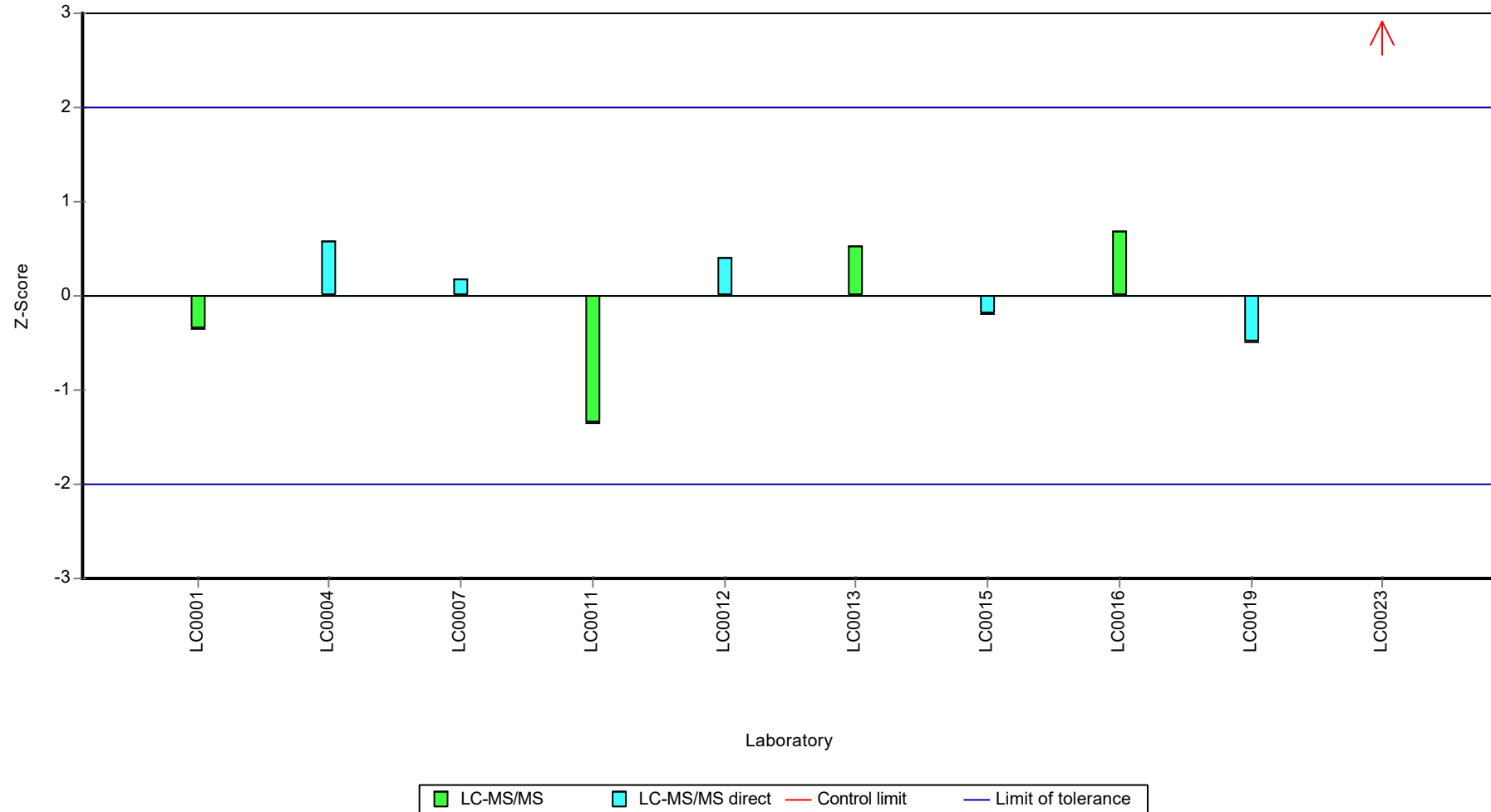
Recovery rate



Parameter oriented report Pesticides H113

Sample: H113A, Parameter: Metazachlor ethane sulfonic acid (Metazachlor-ESA)

Z-score



Parameter oriented report Pesticides H113

Sample: H113B, Parameter: Metazachlor ethane sulfonic acid (Metazachlor-ESA)

Parameter oriented report

H113 B

Metazachlor ethane sulfonic acid (Metazachlor-ESA)

Unit	µg/l
Assigned value ± U (k=2)	0.291 ± 0.0291
Criterion	0.0553 (19 %)
Minimum - Maximum	0.222 - 0.364
Control test value ± U (k=2)	0.3450 ± 0.0863

Labcode	Result	± U	Recovery [%]	z-score	Comments
LC0001	0.222	0.044	76.2	-1.25	
LC0002	-	-	-	-	
LC0003	-	-	-	-	
LC0004	0.302	0.06	104	0.2	
LC0005	-	-	-	-	
LC0006	-	-	-	-	
LC0007	0.298	0.075	102	0.12	
LC0008	-	-	-	-	
LC0009	-	-	-	-	
LC0010	-	-	-	-	
LC0011	0.252	0.005	86.5	-0.71	
LC0012	0.364	0.106	125	1.32	
LC0013	0.351	0.053	121	1.08	
LC0014	-	-	-	-	
LC0015	0.284	0.051	97.5	-0.13	
LC0016	0.326	0.076	112	0.63	
LC0017	-	-	-	-	
LC0018	-	-	-	-	
LC0019	0.26294	0.07888	90.3	-0.51	
LC0020	-	-	-	-	
LC0021	-	-	-	-	
LC0022	-	-	-	-	
LC0023	0.2501	0.0513	85.9	-0.74	
LC0024	-	-	-	-	

Characteristics of parameter

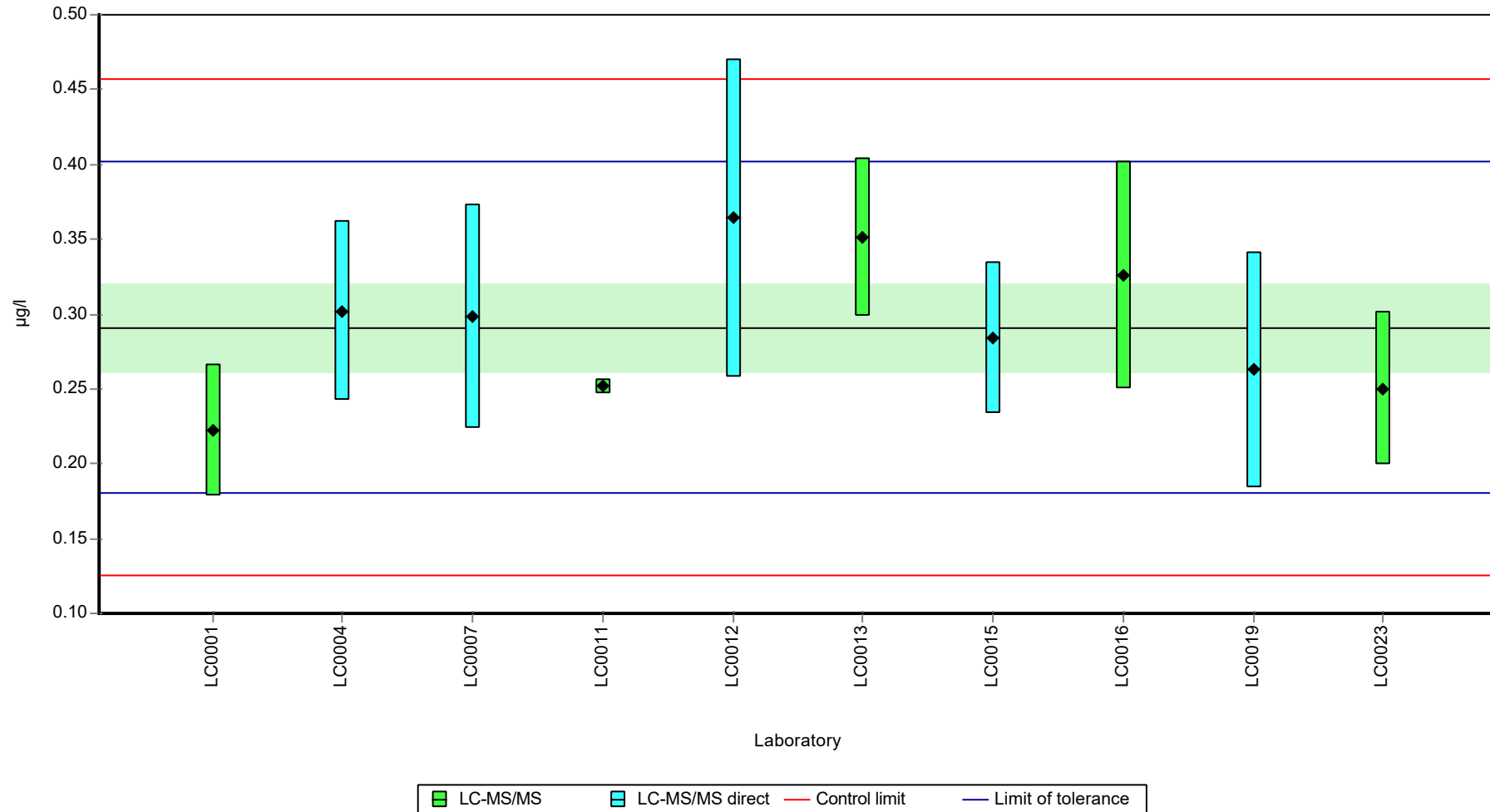
	all results	without outliers	Unit
Mean ± CI (99%)	0.291 ± 0.0437	0.291 ± 0.0437	µg/l
Minimum	0.222	0.222	µg/l
Maximum	0.364	0.364	µg/l
Standard deviation	0.0461	0.0461	µg/l
rel. standard deviation	15.8	15.8	%
n	10	10	-

Parameter oriented report Pesticides H113

Sample: H113B, Parameter: Metazachlor ethane sulfonic acid (Metazachlor-ESA)

Graphical presentation of results

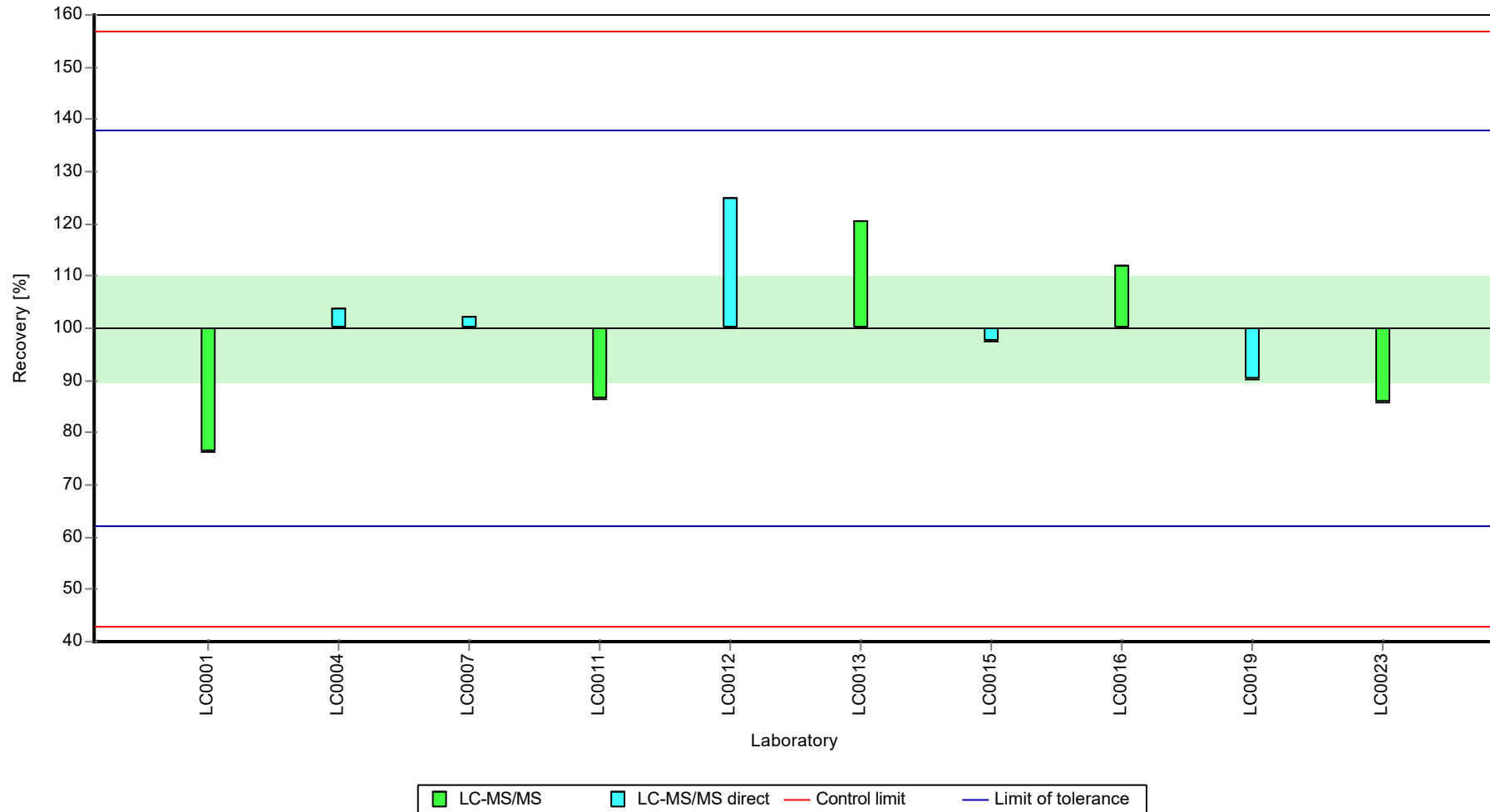
Results



Parameter oriented report Pesticides H113

Sample: H113B, Parameter: Metazachlor ethane sulfonic acid (Metazachlor-ESA)

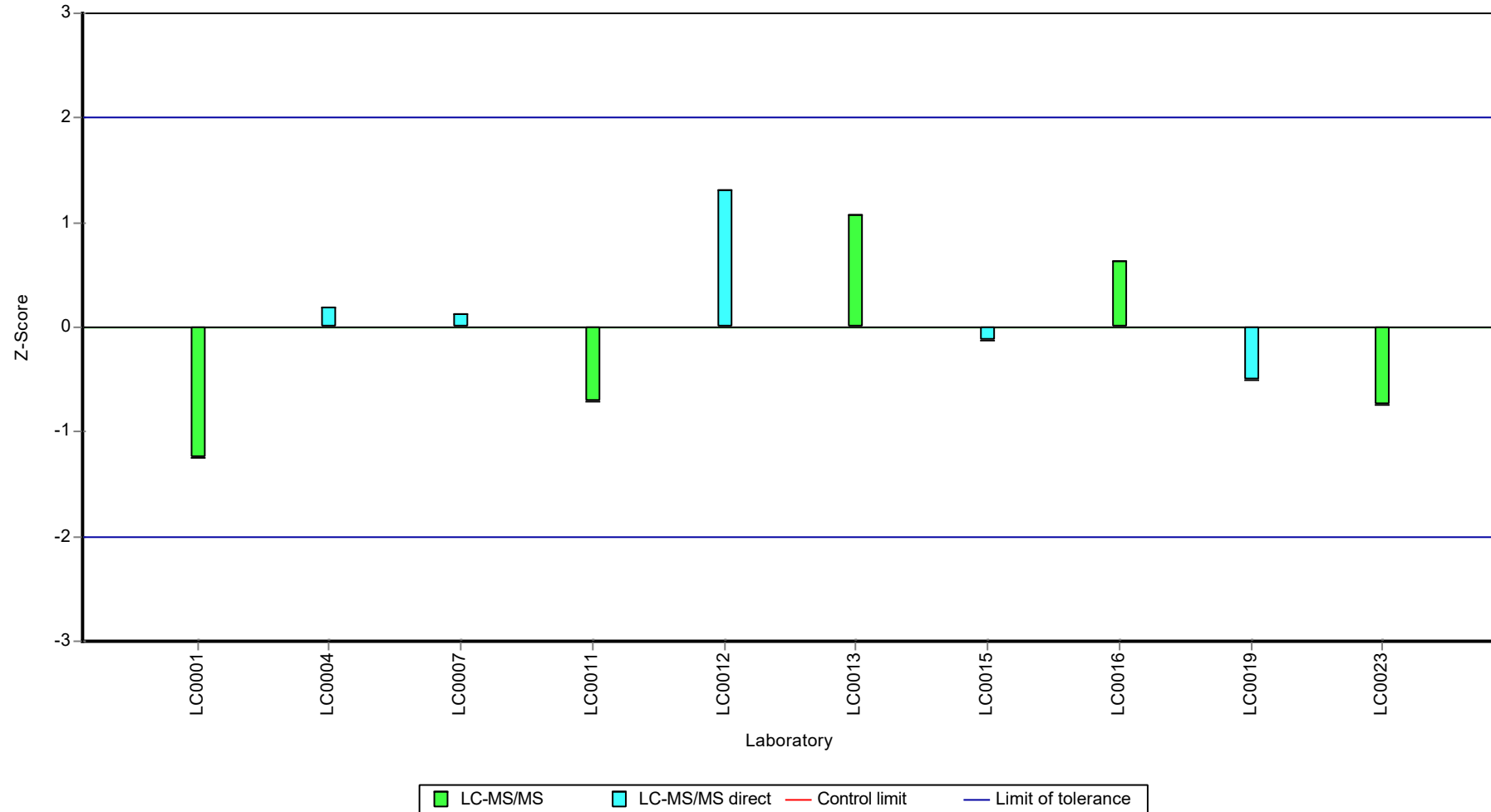
Recovery rate



Parameter oriented report Pesticides H113

Sample: H113B, Parameter: Metazachlor ethane sulfonic acid (Metazachlor-ESA)

Z-score



Parameter oriented report Pesticides H113

Sample: H113A, Parameter: Metazachlor oxanilic acid
(Metazachlor-OA)

Parameter oriented report

H113 A

Metazachlor oxanilic acid (Metazachlor-OA)

Unit	µg/l
Assigned value ± U (k=2)	0.49 ± 0.0451
Criterion	0.103 (21 %)
Minimum - Maximum	0.403 - 0.611
Control test value ± U (k=2)	0.5340 ± 0.107

Labcode	Result	± U	Recovery [%]	z-score	Comments
LC0001	0.44	0.088	89.8	-0.49	
LC0002	-	-	-	-	
LC0003	-	-	-	-	
LC0004	0.531	0.106	108	0.4	
LC0005	-	-	-	-	
LC0006	-	-	-	-	
LC0007	0.611	0.153	125	1.17	
LC0008	-	-	-	-	
LC0009	-	-	-	-	
LC0010	-	-	-	-	
LC0011	0.473	0.012	96.5	-0.17	
LC0012	0.53	0.197	108	0.39	
LC0013	0.403	0.06	82.2	-0.85	
LC0014	-	-	-	-	
LC0015	0.485	0.087	98.9	-0.05	
LC0016	0.531	0.145	108	0.4	
LC0017	-	-	-	-	
LC0018	-	-	-	-	
LC0019	0.4082	0.12246	83.3	-0.8	
LC0020	-	-	-	-	
LC0021	-	-	-	-	
LC0022	-	-	-	-	
LC0023	0.1571	0.0346	32	-3.24	H
LC0024	-	-	-	-	

Characteristics of parameter

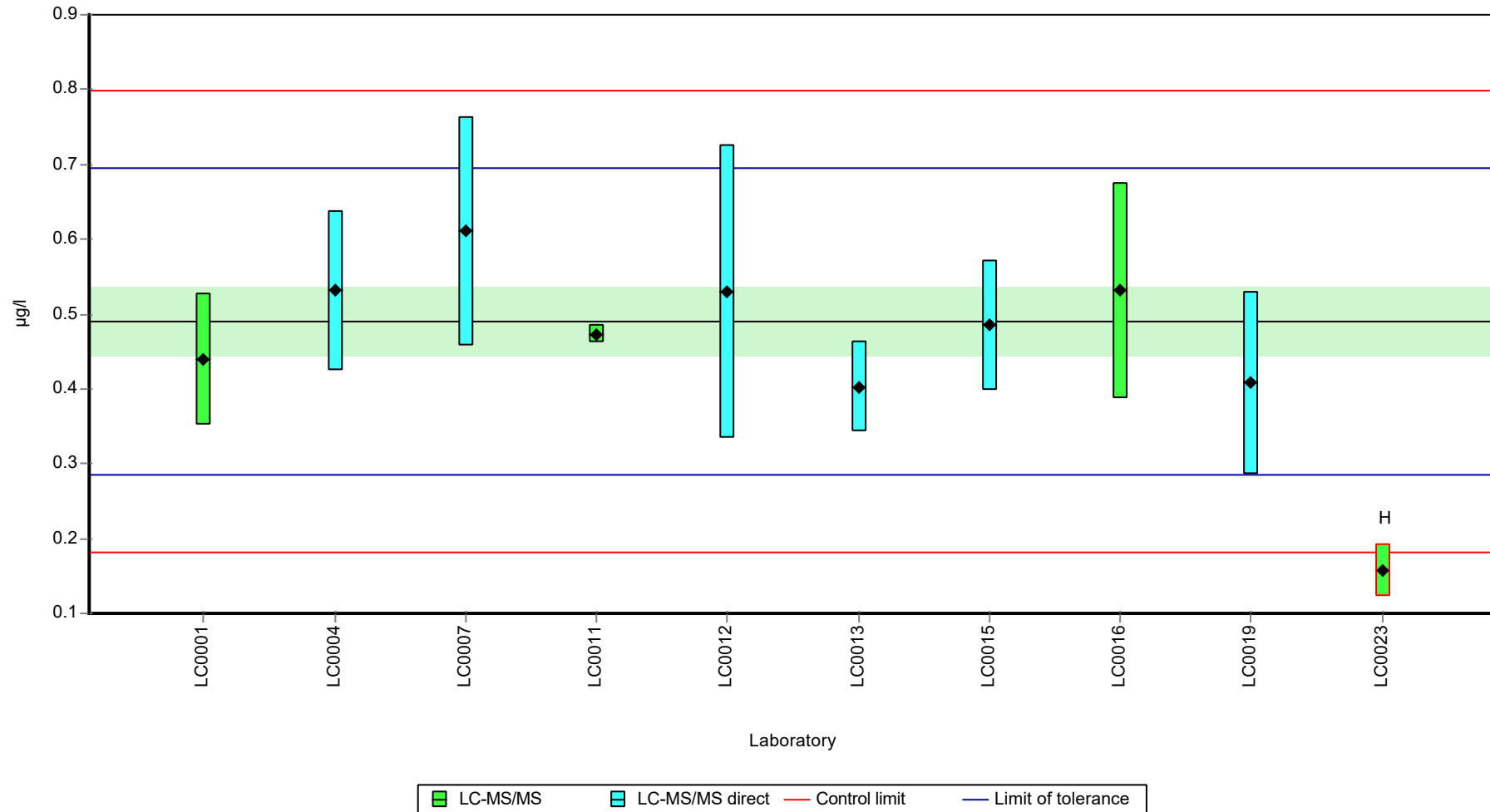
	all results	without outliers	Unit
Mean ± CI (99%)	0.457 ± 0.117	0.49 ± 0.0677	µg/l
Minimum	0.157	0.403	µg/l
Maximum	0.611	0.611	µg/l
Standard deviation	0.123	0.0677	µg/l
rel. standard deviation	27	13.8 %	
n	10	9	-

Parameter oriented report Pesticides H113

Sample: H113A, Parameter: Metazachlor oxanilic acid (Metazachlor-OA)

Graphical presentation of results

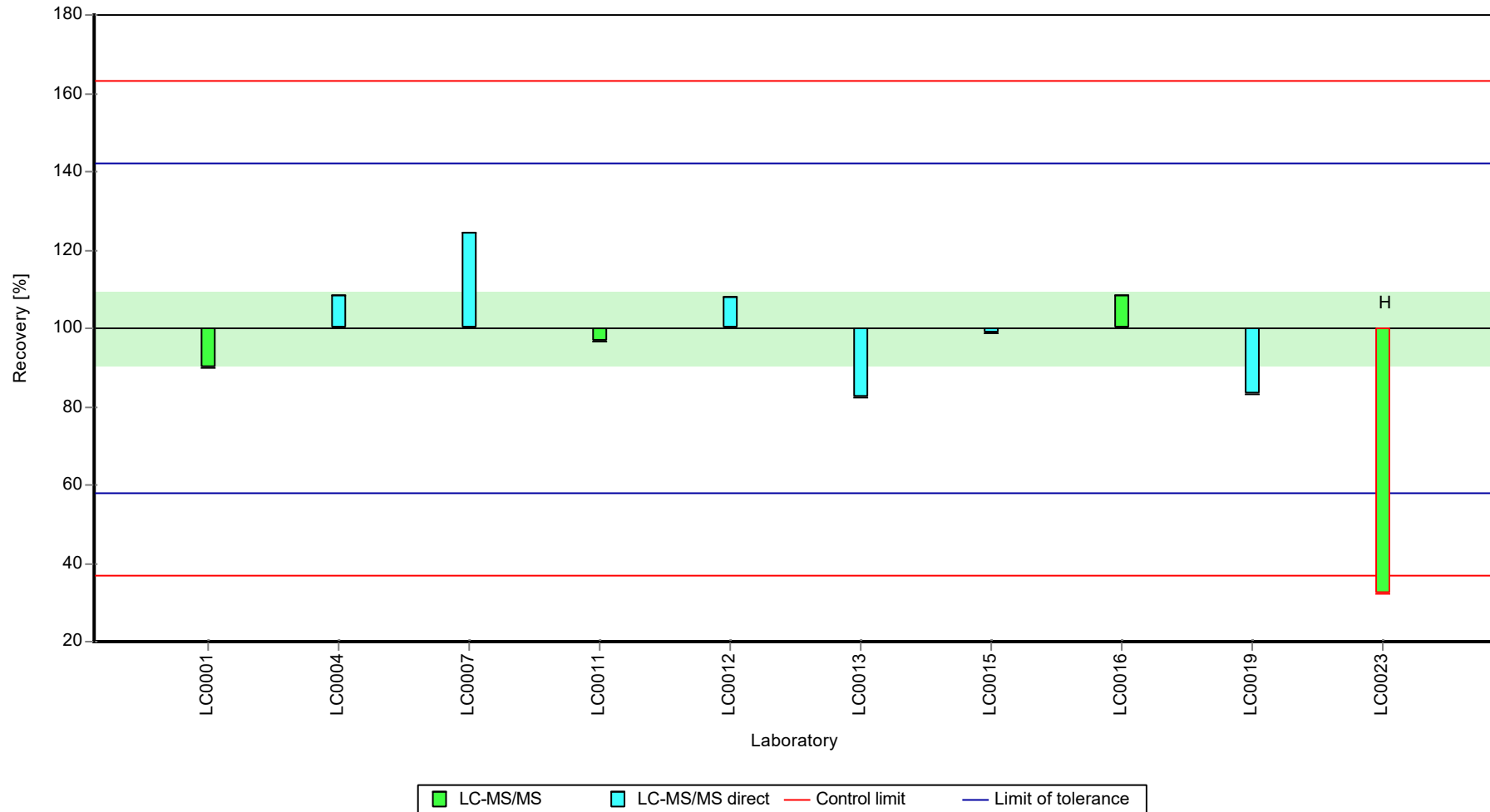
Results



Parameter oriented report Pesticides H113

Sample: H113A, Parameter: Metazachlor oxanilic acid (Metazachlor-OA)

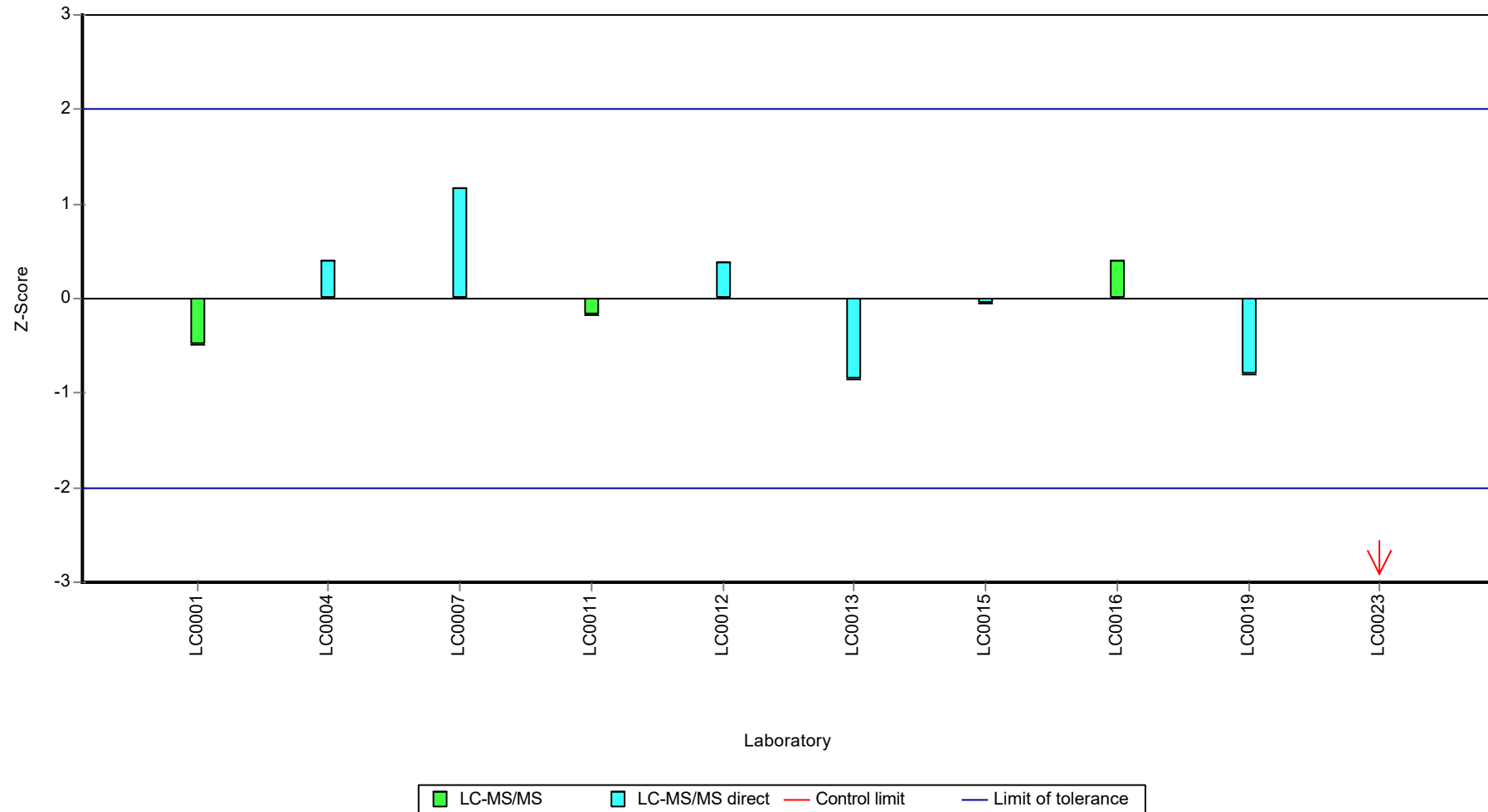
Recovery rate



Parameter oriented report Pesticides H113

Sample: H113A, Parameter: Metazachlor oxanilic acid (Metazachlor-OA)

Z-score



Parameter oriented report Pesticides H113

Sample: H113B, Parameter: Metazachlor oxanilic acid
(Metazachlor-OA)

Parameter oriented report

H113 B

Metazachlor oxanilic acid (Metazachlor-OA)

Unit	µg/l
Assigned value ± U (k=2)	0.232 ± 0.039
Criterion	0.0486 (21 %)
Minimum - Maximum	0.149 - 0.367
Control test value ± U (k=2)	0.2580 ± 0.0515

Labcode	Result	± U	Recovery [%]	z-score	Comments
LC0001	0.149	0.03	64.3	-1.7	
LC0002	-	-	-	-	
LC0003	-	-	-	-	
LC0004	0.225	0.045	97.2	-0.14	
LC0005	-	-	-	-	
LC0006	-	-	-	-	
LC0007	0.265	0.066	114	0.69	
LC0008	-	-	-	-	
LC0009	-	-	-	-	
LC0010	-	-	-	-	
LC0011	0.238	0.007	103	0.13	
LC0012	0.255	0.097	110	0.48	
LC0013	0.156	0.023	67.4	-1.55	
LC0014	-	-	-	-	
LC0015	0.217	0.039	93.7	-0.3	
LC0016	0.245	0.067	106	0.28	
LC0017	-	-	-	-	
LC0018	-	-	-	-	
LC0019	0.1985	0.05955	85.7	-0.68	
LC0020	-	-	-	-	
LC0021	-	-	-	-	
LC0022	-	-	-	-	
LC0023	0.3672	0.0808	159	2.79	
LC0024	-	-	-	-	

Characteristics of parameter

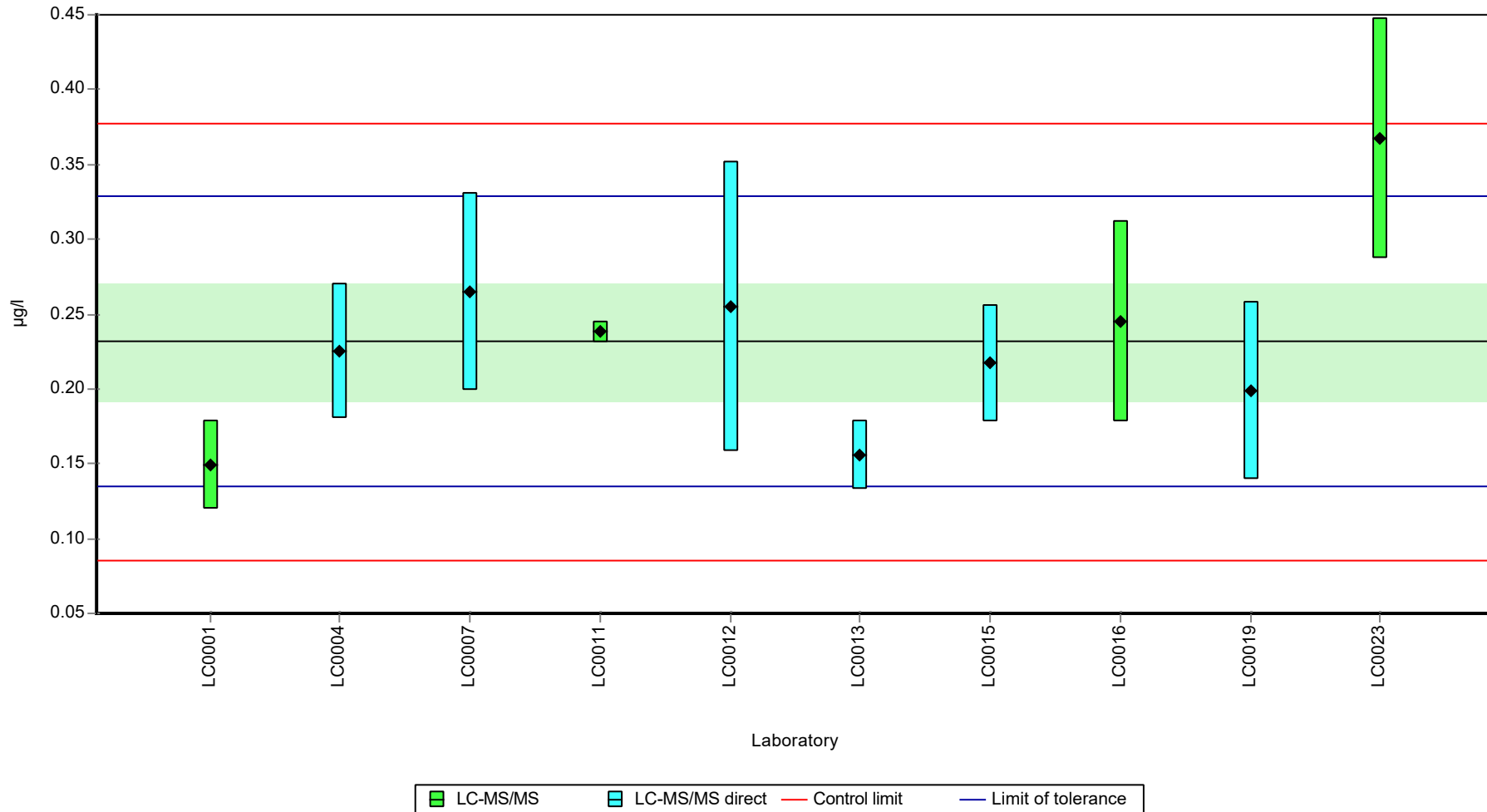
	all results	without outliers	Unit
Mean ± CI (99%)	0.232 ± 0.0584	0.232 ± 0.0584	µg/l
Minimum	0.149	0.149	µg/l
Maximum	0.367	0.367	µg/l
Standard deviation	0.0616	0.0616	µg/l
rel. standard deviation	26.6	26.6	%
n	10	10	-

Parameter oriented report Pesticides H113

Sample: H113B, Parameter: Metazachlor oxanilic acid (Metazachlor-OA)

Graphical presentation of results

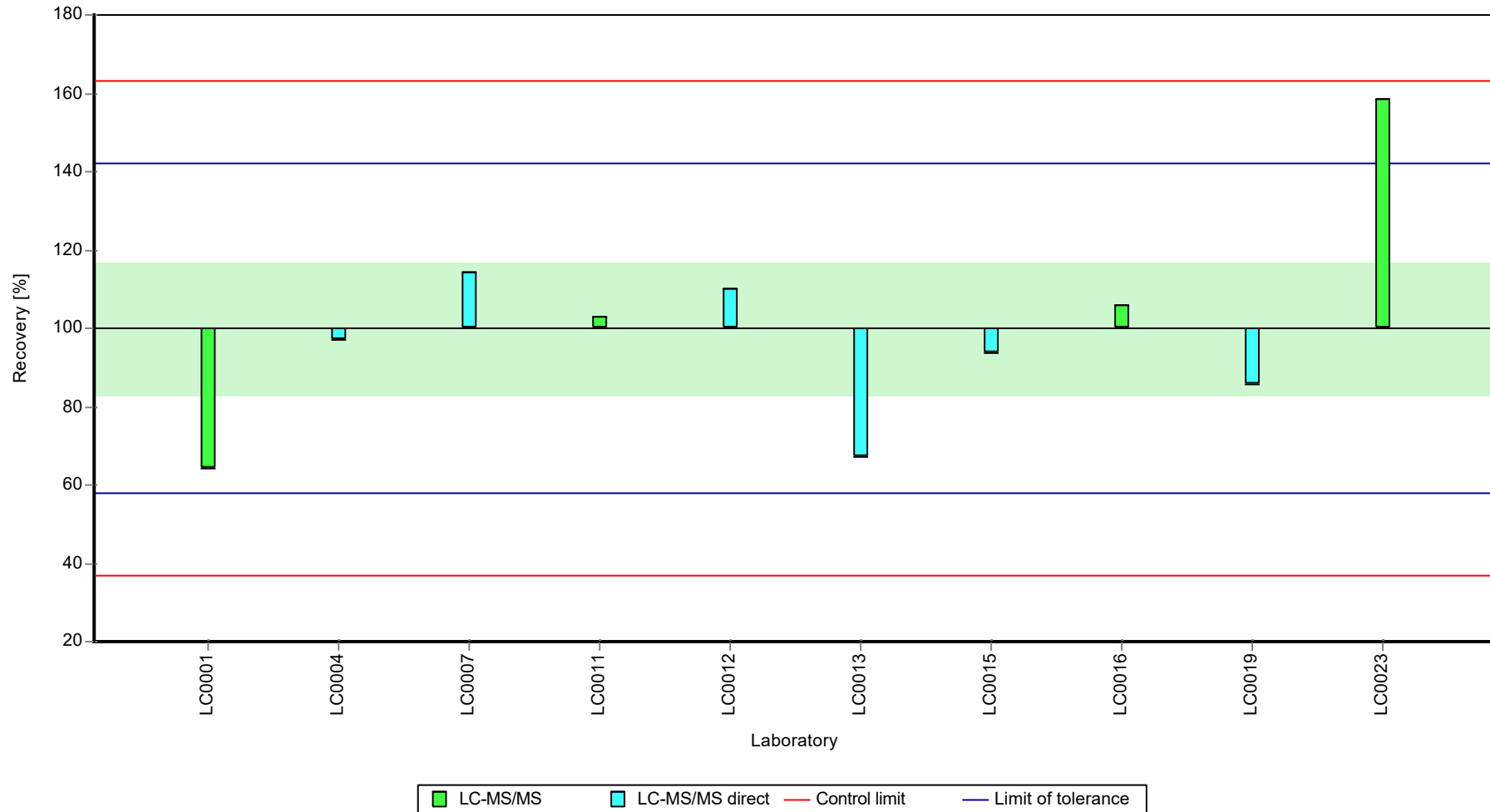
Results



Parameter oriented report Pesticides H113

Sample: H113B, Parameter: Metazachlor oxanilic acid (Metazachlor-OA)

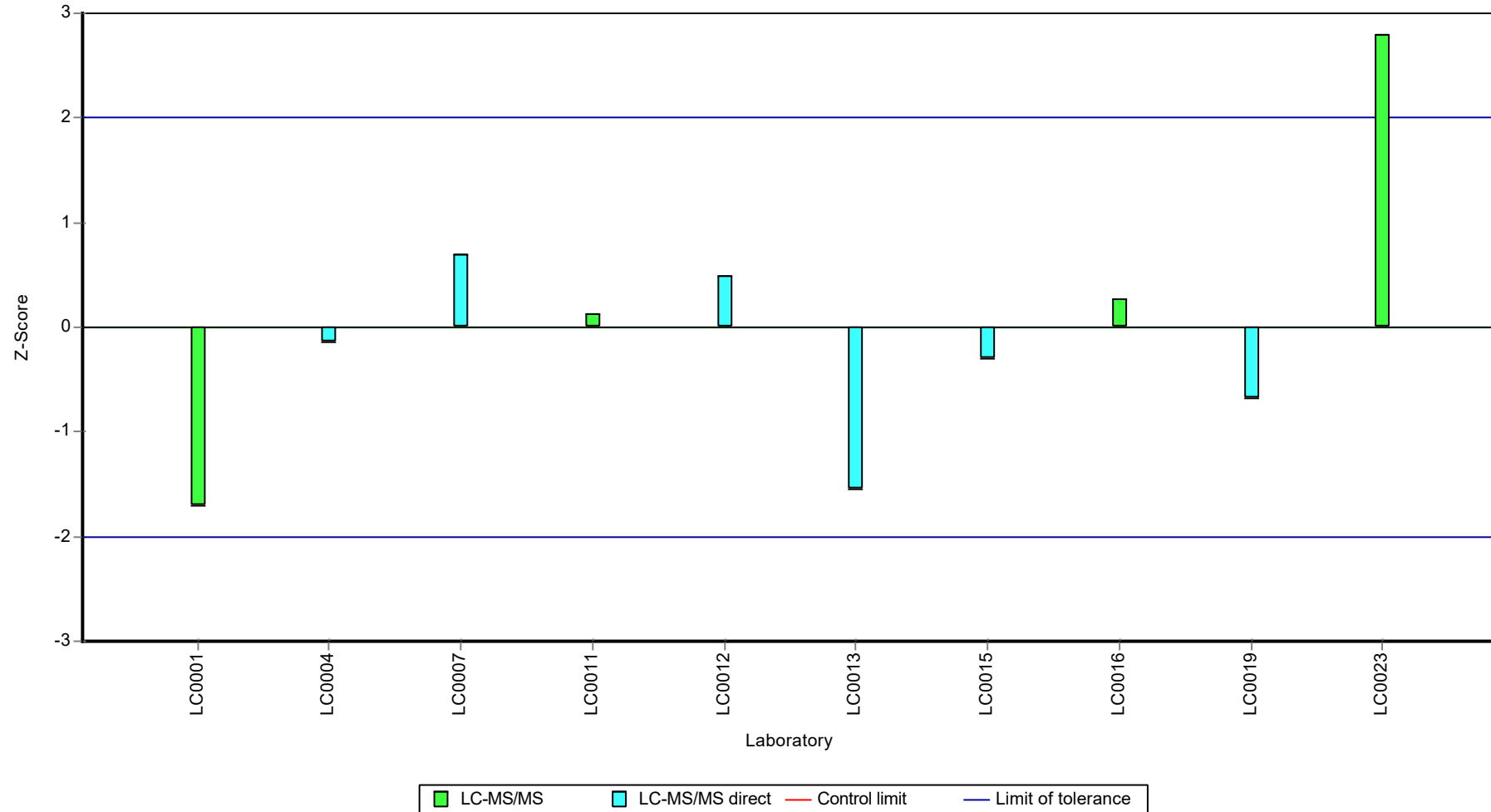
Recovery rate



Parameter oriented report Pesticides H113

Sample: H113B, Parameter: Metazachlor oxanilic acid (Metazachlor-OA)

Z-score



Parameter oriented report

H113 A

Metolachlor

Unit	µg/l
Assigned value ± U (k=2)	0.283 ± 0.0196
Criterion	0.0424 (15 %)
Minimum - Maximum	0.196 - 0.324
Control test value ± U (k=2)	0.2550 ± 0.0383

Labcode	Result	± U	Recovery [%]	z-score	Comments
LC0001	0.277	0.055	97.9	-0.14	
LC0002	-	-	-	-	
LC0003	0.263	0.039	93	-0.47	
LC0004	0.322	0.064	114	0.92	
LC0005	0.324	0.044	115	0.97	
LC0006	0.28	0.0462	99	-0.07	
LC0007	0.301	0.075	106	0.43	
LC0008	-	-	-	-	
LC0009	-	-	-	-	
LC0010	-	-	-	-	
LC0011	-	-	-	-	
LC0012	0.281	0.073	99.3	-0.05	
LC0013	0.278	0.042	98.3	-0.12	
LC0014	-	-	-	-	
LC0015	0.264	0.047	93.3	-0.45	
LC0016	0.257	0.042	90.8	-0.61	
LC0017	-	-	-	-	
LC0018	-	-	-	-	
LC0019	0.31796	0.09539	112	0.83	
LC0020	0.44	0.194	156	3.7	H
LC0021	-	-	-	-	
LC0022	0.317	0.0396	112	0.8	
LC0023	-	-	-	-	
LC0024	0.196	0.053	69.3	-2.05	

Characteristics of parameter

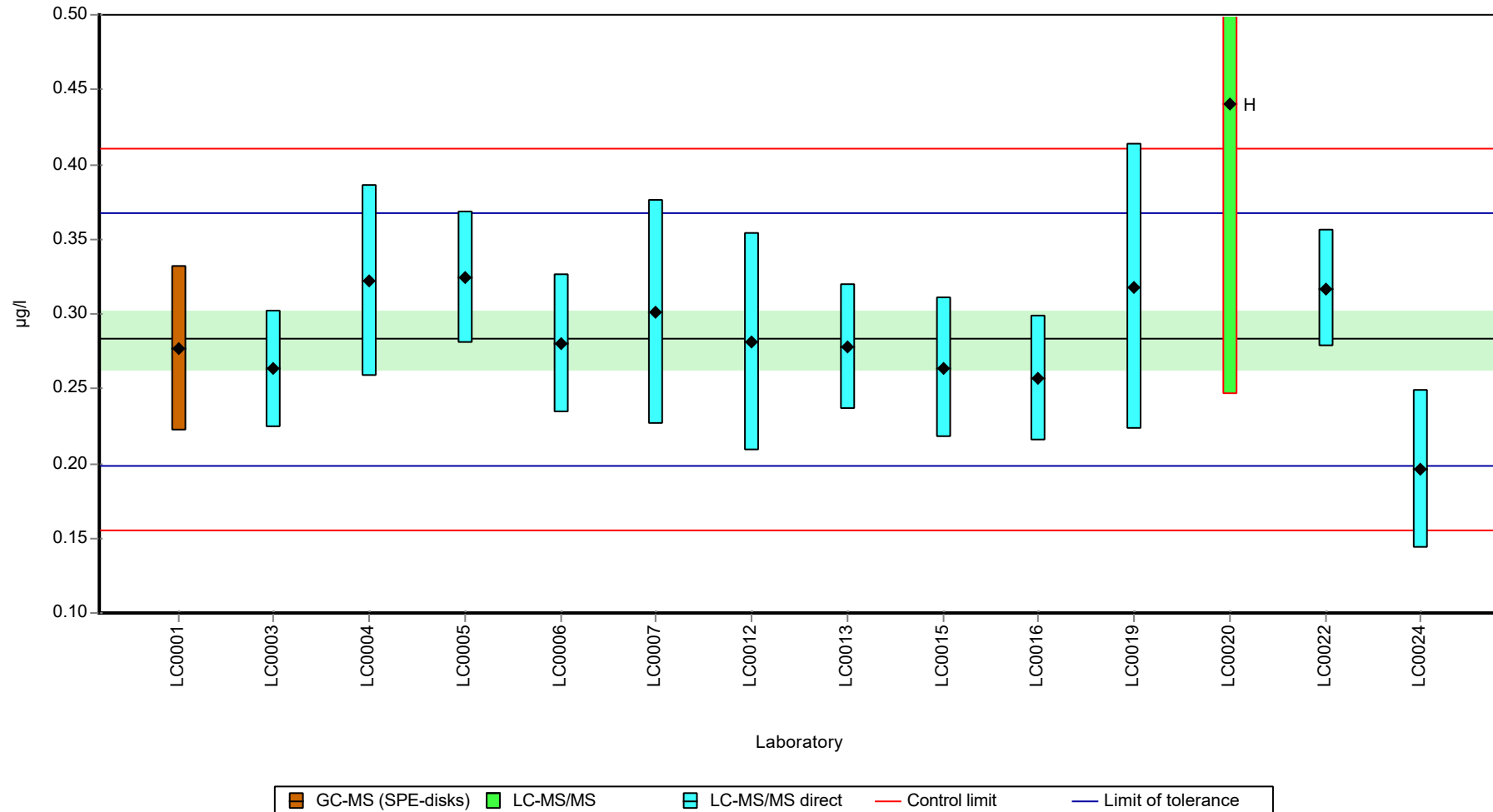
	all results	without outliers	Unit
Mean ± CI (99%)	0.294 ± 0.0433	0.283 ± 0.0294	µg/l
Minimum	0.196	0.196	µg/l
Maximum	0.44	0.324	µg/l
Standard deviation	0.054	0.0353	µg/l
rel. standard deviation	18.4	12.5	%
n	14	13	-

Parameter oriented report Pesticides H113

Sample: H113A, Parameter: Metolachlor

Graphical presentation of results

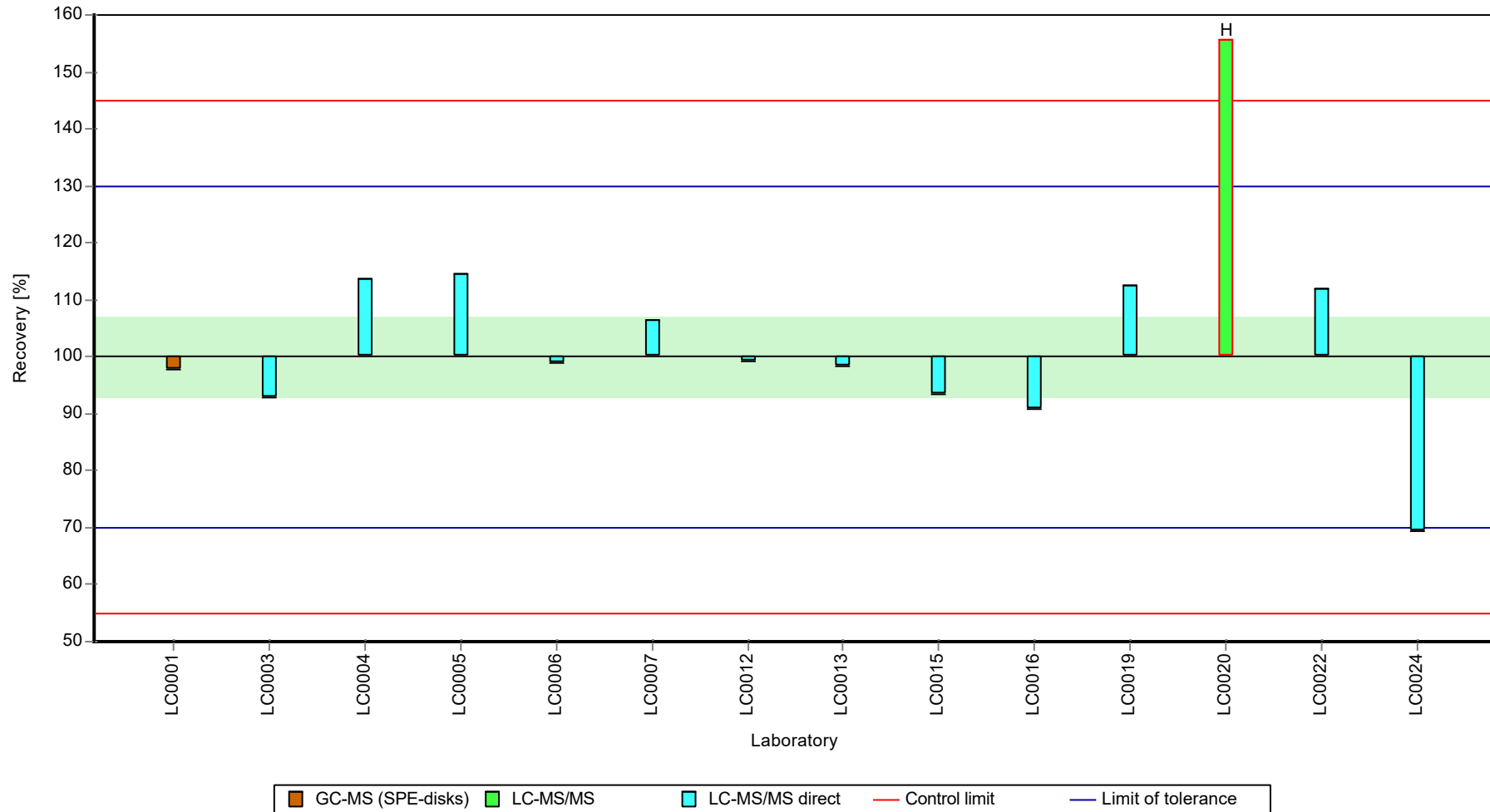
Results



Parameter oriented report Pesticides H113

Sample: H113A, Parameter: Metolachlor


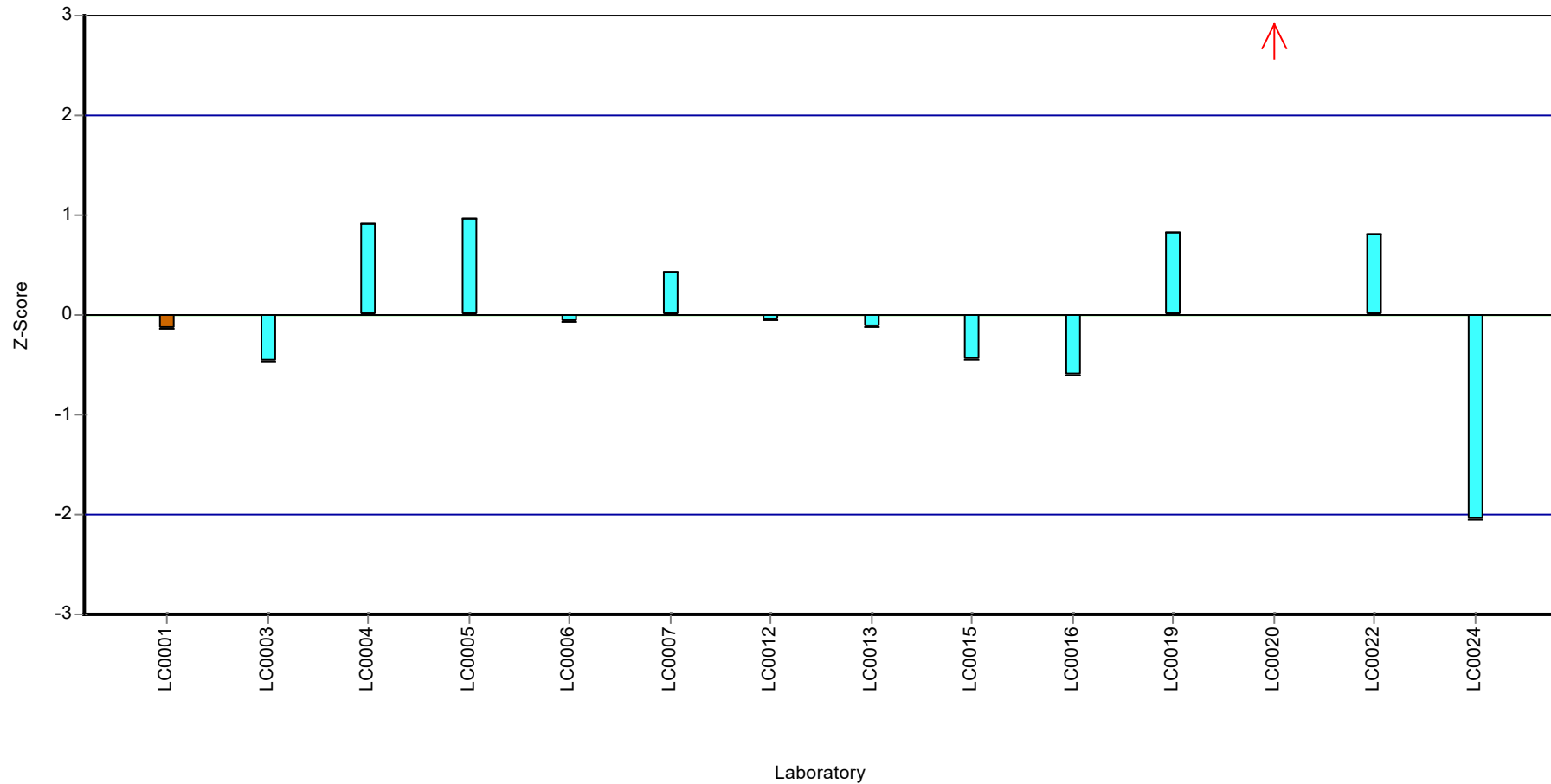
Recovery rate



Parameter oriented report Pesticides H113

Sample: H113A, Parameter: Metolachlor

Z-score



Parameter oriented report

H113 B

Metolachlor

Unit	µg/l
Assigned value ± U (k=2)	0.814 ± 0.0297
Criterion	0.122 (15 %)
Minimum - Maximum	0.757 - 0.927
Control test value ± U (k=2)	0.7640 ± 0.115

Labcode	Result	± U	Recovery [%]	z-score	Comments
LC0001	0.787	0.157	96.7	-0.22	
LC0002	-	-	-	-	
LC0003	0.809	0.12	99.4	-0.04	
LC0004	0.927	0.185	114	0.93	
LC0005	0.834	0.113	102	0.17	
LC0006	0.822	0.1355	101	0.07	
LC0007	0.894	0.224	110	0.66	
LC0008	-	-	-	-	
LC0009	-	-	-	-	
LC0010	-	-	-	-	
LC0011	-	-	-	-	
LC0012	0.806	0.21	99	-0.06	
LC0013	0.771	0.116	94.7	-0.35	
LC0014	-	-	-	-	
LC0015	0.757	0.136	93	-0.47	
LC0016	0.758	0.124	93.1	-0.46	
LC0017	-	-	-	-	
LC0018	-	-	-	-	
LC0019	0.793	0.2379	97.4	-0.17	
LC0020	1.38	0.607	170	4.64	H
LC0021	-	-	-	-	
LC0022	0.808	0.101	99.3	-0.05	
LC0023	-	-	-	-	
LC0024	0.587	0.159	72.1	-1.86	H

Characteristics of parameter

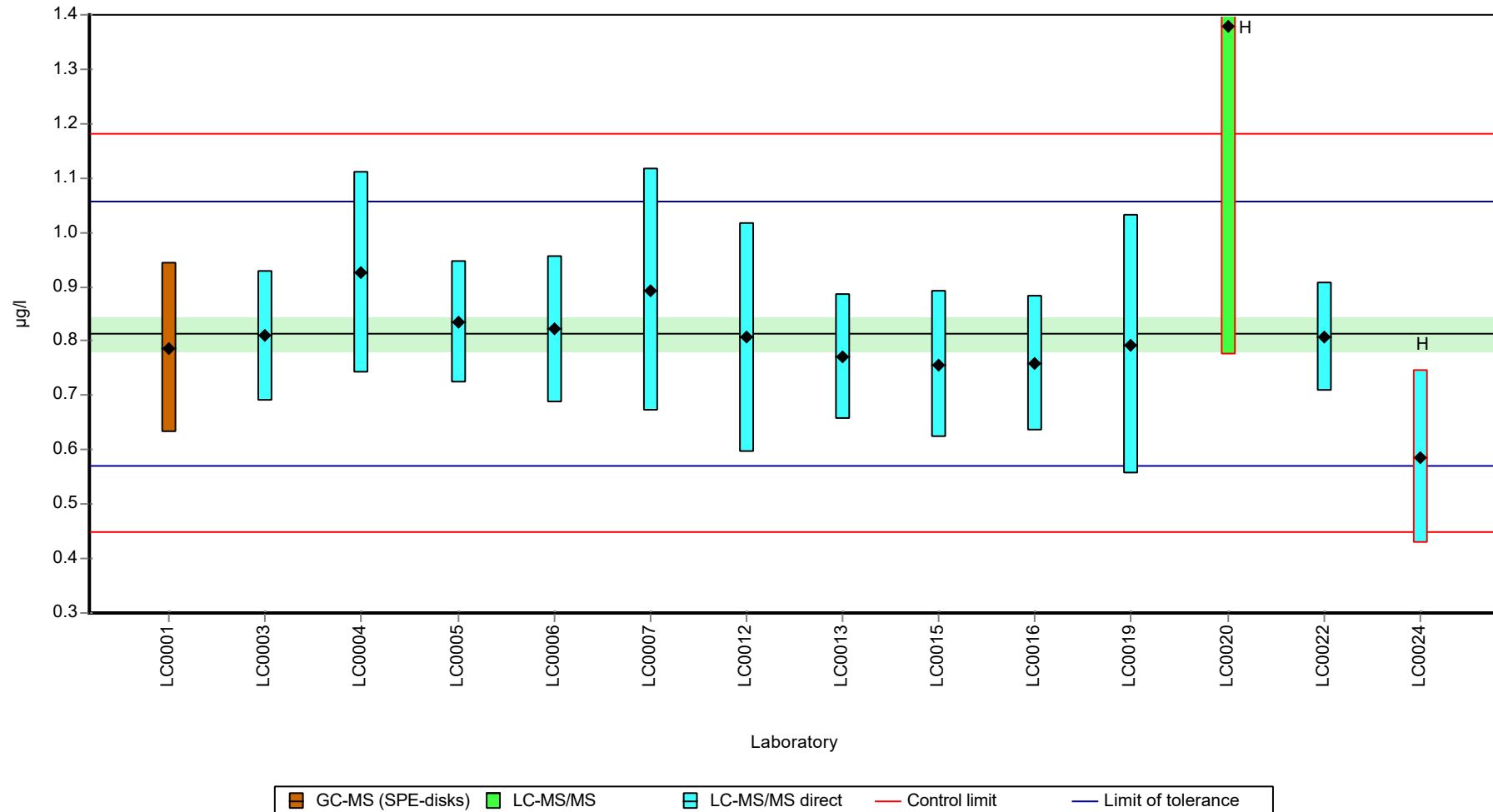
	all results	without outliers	Unit
Mean ± CI (99%)	0.838 ± 0.139	0.814 ± 0.0446	µg/l
Minimum	0.587	0.757	µg/l
Maximum	1.38	0.927	µg/l
Standard deviation	0.174	0.0515	µg/l
rel. standard deviation	20.7	6.33	%
n	14	12	-

Parameter oriented report Pesticides H113

Sample: H113B, Parameter: Metolachlor

Graphical presentation of results

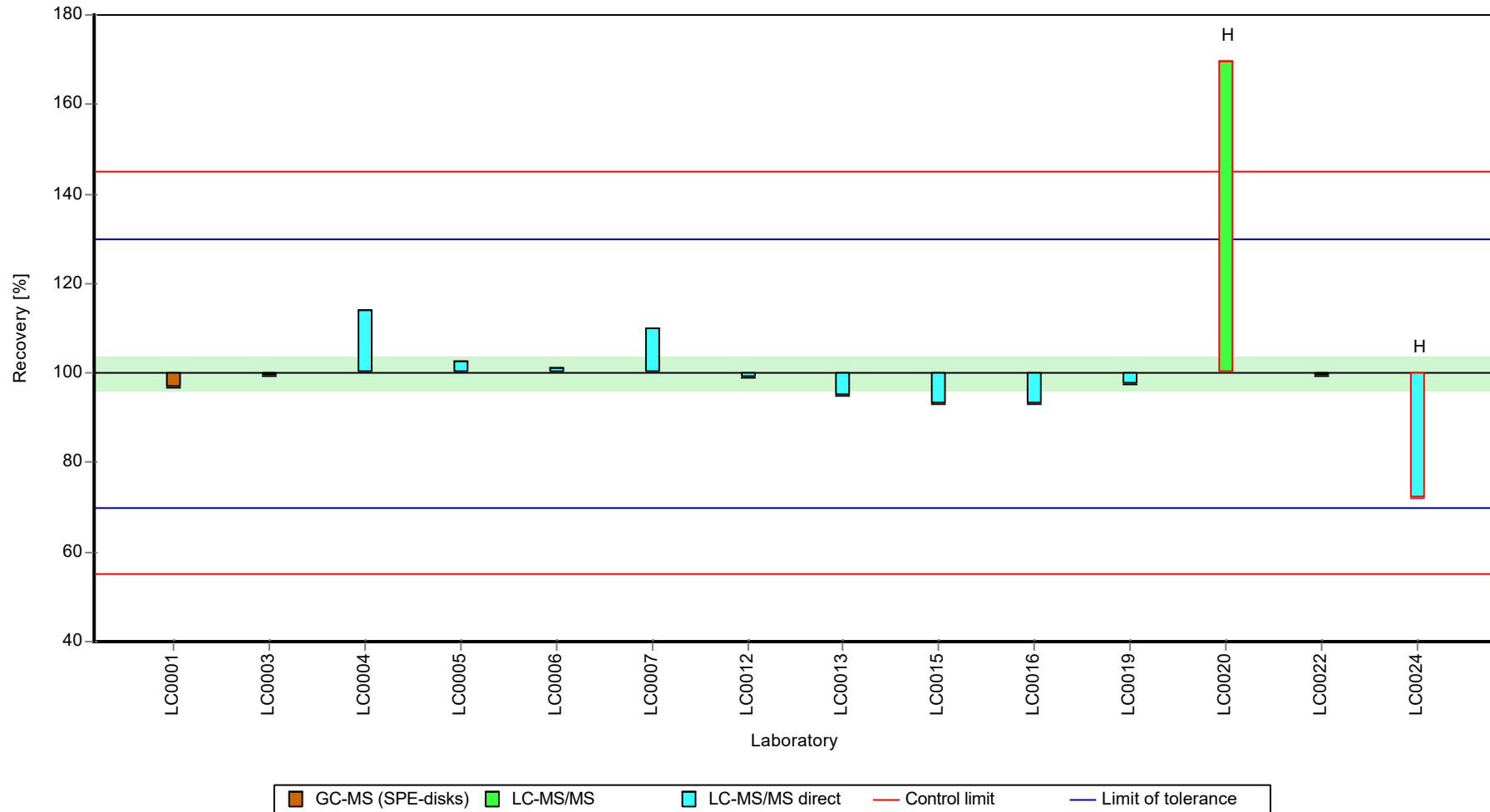
Results



Parameter oriented report Pesticides H113

Sample: H113B, Parameter: Metolachlor


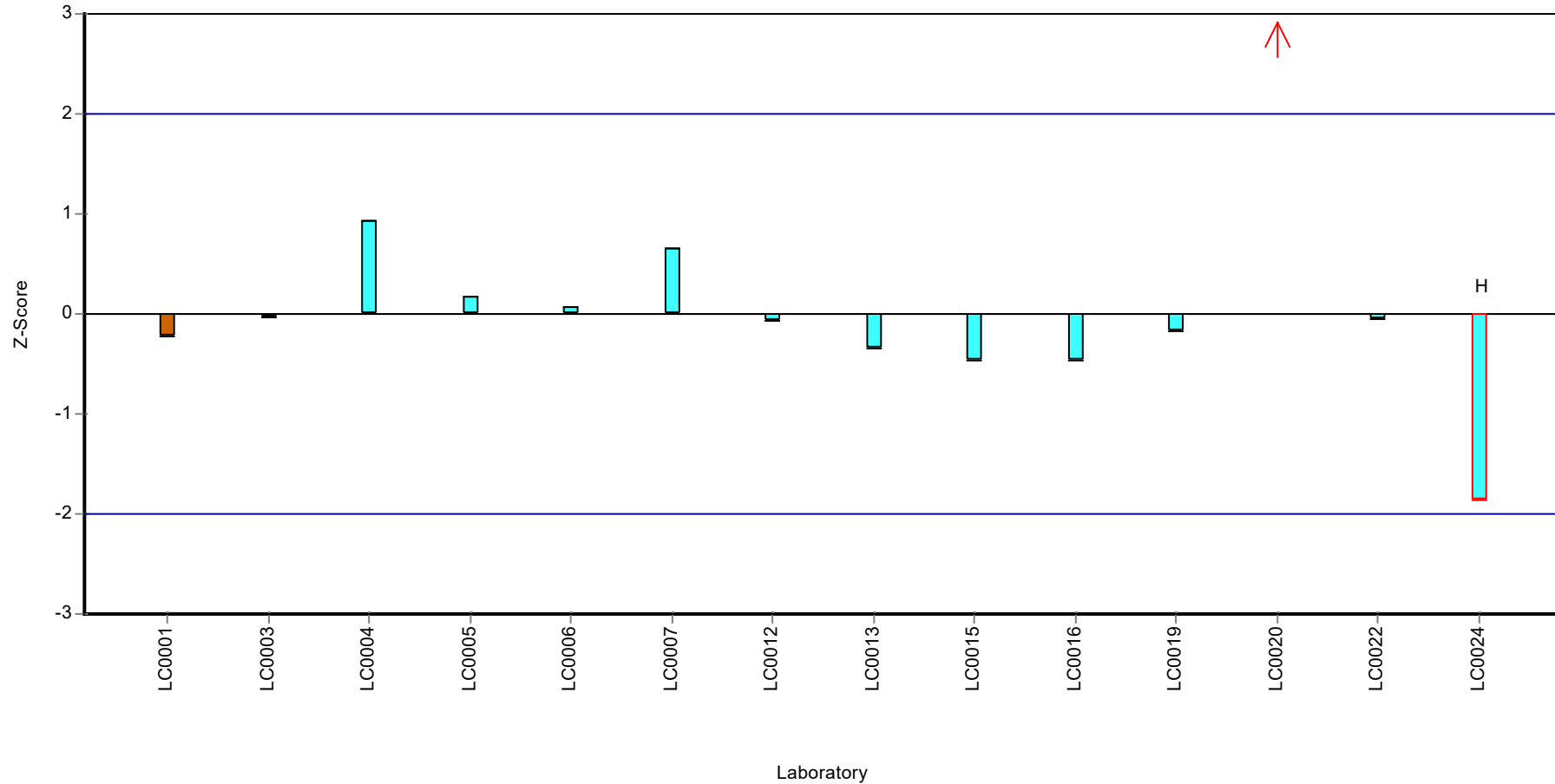
Recovery rate



Parameter oriented report Pesticides H113

Sample: H113B, Parameter: Metolachlor

Z-score



Parameter oriented report Pesticides H113

Sample: H113A, Parameter: s-Metolachlor ethanesulfonic acid (Metolachlor-ESA)

Parameter oriented report

H113 A

s-Metolachlor ethanesulfonic acid (Metolachlor-ESA)

Unit	µg/l
Assigned value ± U (k=2)	0.694 ± 0.134
Criterion	0.139 (20 %)
Minimum - Maximum	0.312 - 1.06
Control test value ± U (k=2)	0.7270 ± 0.145

Labcode	Result	± U	Recovery [%]	z-score	Comments
LC0001	0.487	0.097	70.2	-1.49	
LC0002	-	-	-	-	
LC0003	-	-	-	-	
LC0004	0.769	0.154	111	0.54	
LC0005	-	-	-	-	
LC0006	0.317	0.0579	45.7	-2.71	
LC0007	0.795	0.199	115	0.73	
LC0008	-	-	-	-	
LC0009	-	-	-	-	
LC0010	-	-	-	-	
LC0011	0.725	0.055	105	0.23	
LC0012	0.897	0.314	129	1.47	
LC0013	0.776	0.116	112	0.59	
LC0014	-	-	-	-	
LC0015	0.794	0.143	114	0.72	
LC0016	0.859	0.258	124	1.19	
LC0017	-	-	-	-	
LC0018	-	-	-	-	
LC0019	-	-	-	-	
LC0020	0.535	0.235	77.1	-1.14	
LC0021	-	-	-	-	
LC0022	-	-	-	-	
LC0023	0.312	0.0515	45	-2.75	
LC0024	1.057	0.264	152	2.62	

Characteristics of parameter

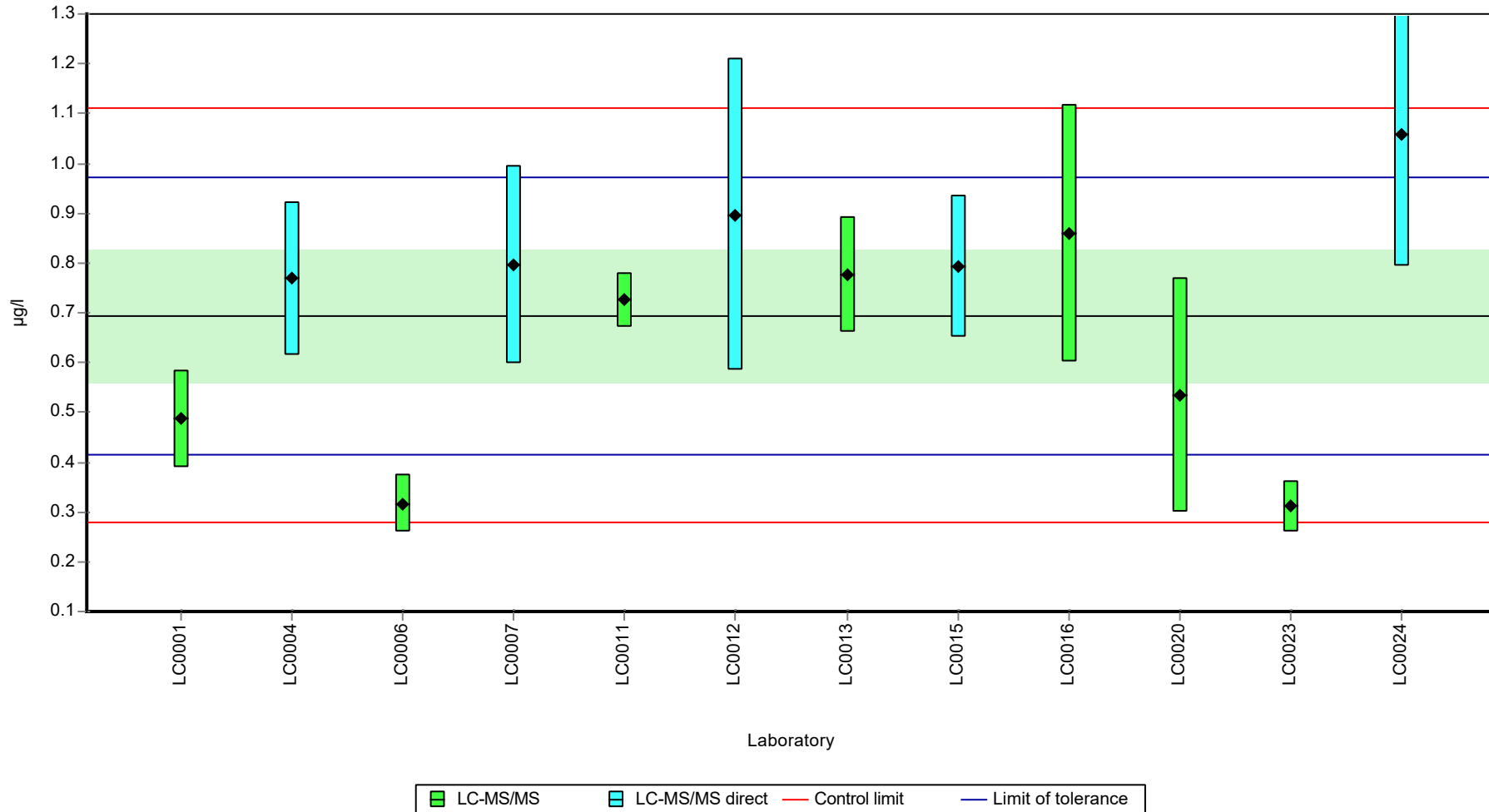
	all results	without outliers	Unit
Mean ± CI (99%)	0.694 ± 0.201	0.694 ± 0.201	µg/l
Minimum	0.312	0.312	µg/l
Maximum	1.06	1.06	µg/l
Standard deviation	0.232	0.232	µg/l
rel. standard deviation	33.4	33.4	%
n	12	12	-

Parameter oriented report Pesticides H113

Sample: H113A, Parameter: s-Metolachlor ethanesulfonic acid (Metolachlor-ESA)

Graphical presentation of results

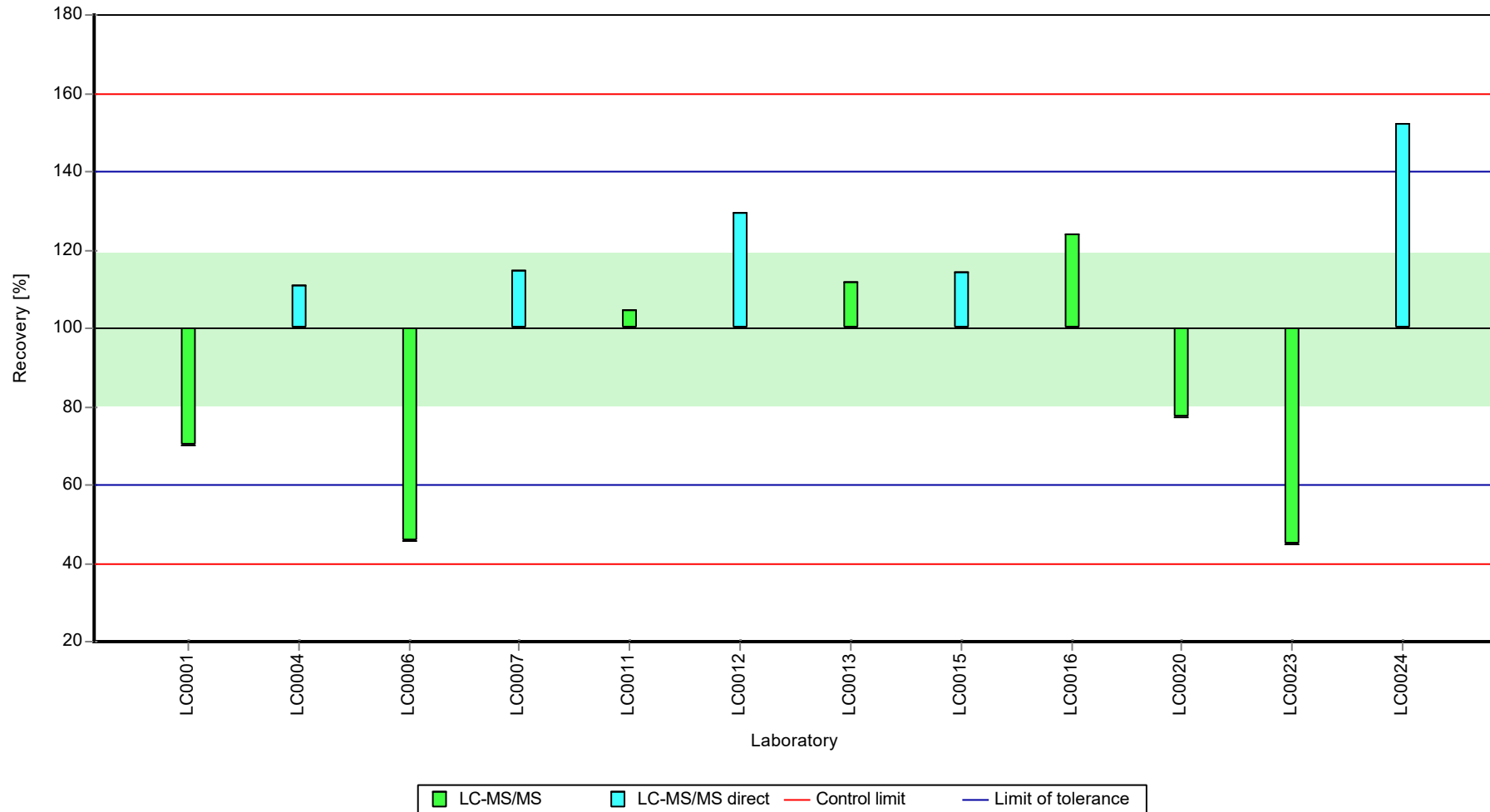
Results



Parameter oriented report Pesticides H113

Sample: H113A, Parameter: s-Metolachlor ethanesulfonic acid (Metolachlor-ESA)

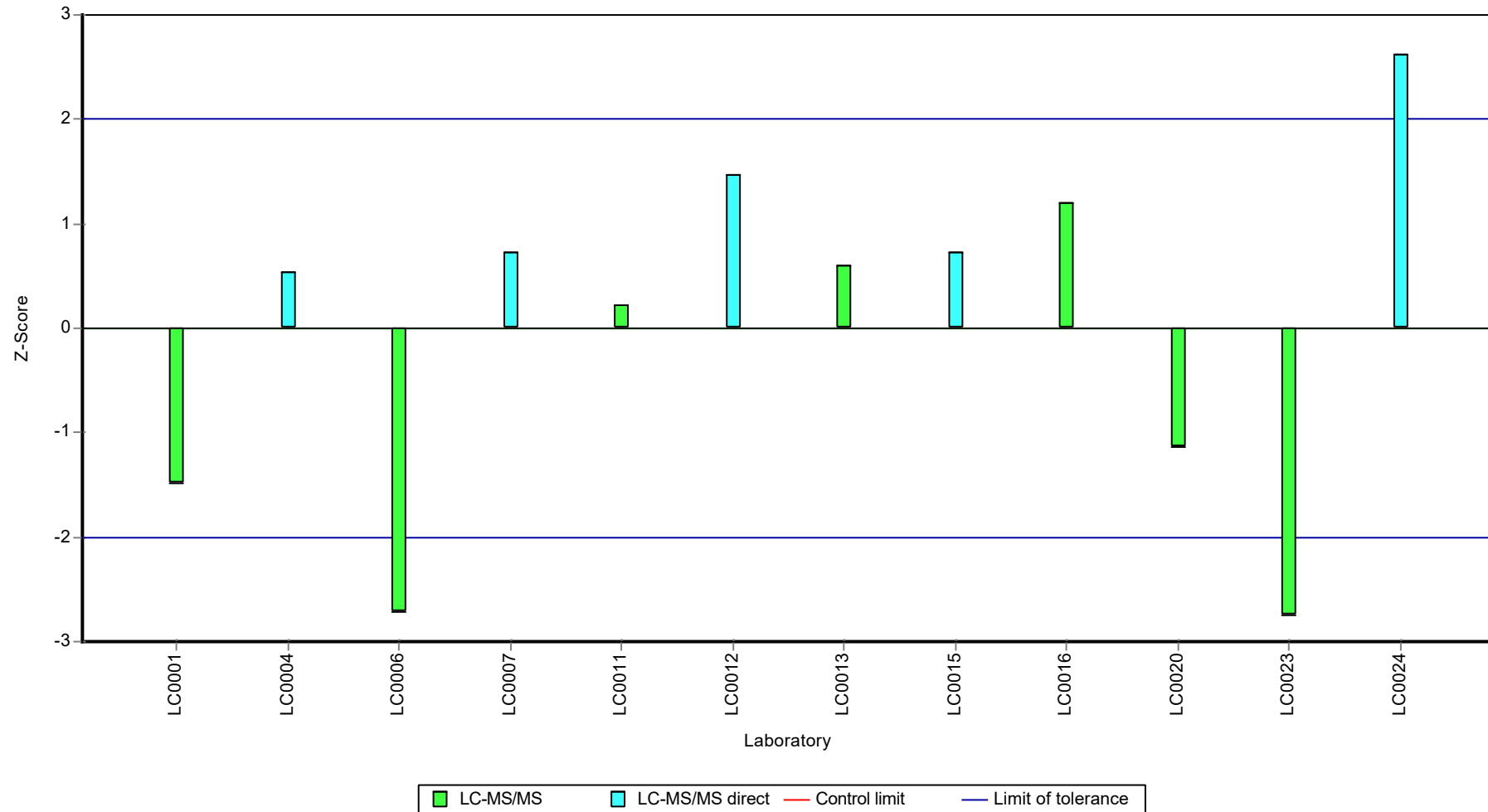
Recovery rate



Parameter oriented report Pesticides H113

Sample: H113A, Parameter: s-Metolachlor ethanesulfonic acid (Metolachlor-ESA)

Z-score



Parameter oriented report Pesticides H113

Sample: H113B, Parameter: s-Metolachlor ethanesulfonic acid (Metolachlor-ESA)

Parameter oriented report

H113 B

s-Metolachlor ethanesulfonic acid (Metolachlor-ESA)

Unit	µg/l
Assigned value ± U (k=2)	0.196 ± 0.0331
Criterion	0.0391 (20 %)
Minimum - Maximum	0.104 - 0.268
Control test value ± U (k=2)	0.1810 ± 0.0362

Labcode	Result	± U	Recovery [%]	z-score	Comments
LC0001	0.104	0.021	53.2	-2.34	
LC0002	-	-	-	-	
LC0003	-	-	-	-	
LC0004	0.176	0.035	90	-0.5	
LC0005	-	-	-	-	
LC0006	0.829	0.1515	424	16.2	H
LC0007	0.212	0.053	108	0.42	
LC0008	-	-	-	-	
LC0009	-	-	-	-	
LC0010	-	-	-	-	
LC0011	-	-	-	-	
LC0012	0.232	0.081	119	0.93	
LC0013	0.209	0.031	107	0.34	
LC0014	-	-	-	-	
LC0015	0.202	0.036	103	0.16	
LC0016	0.219	0.066	112	0.6	
LC0017	-	-	-	-	
LC0018	-	-	-	-	
LC0019	-	-	-	-	
LC0020	0.138	0.061	70.6	-1.47	
LC0021	-	-	-	-	
LC0022	-	-	-	-	
LC0023	0.793	0.1308	406	15.28	H
LC0024	0.268	0.067	137	1.85	

Characteristics of parameter

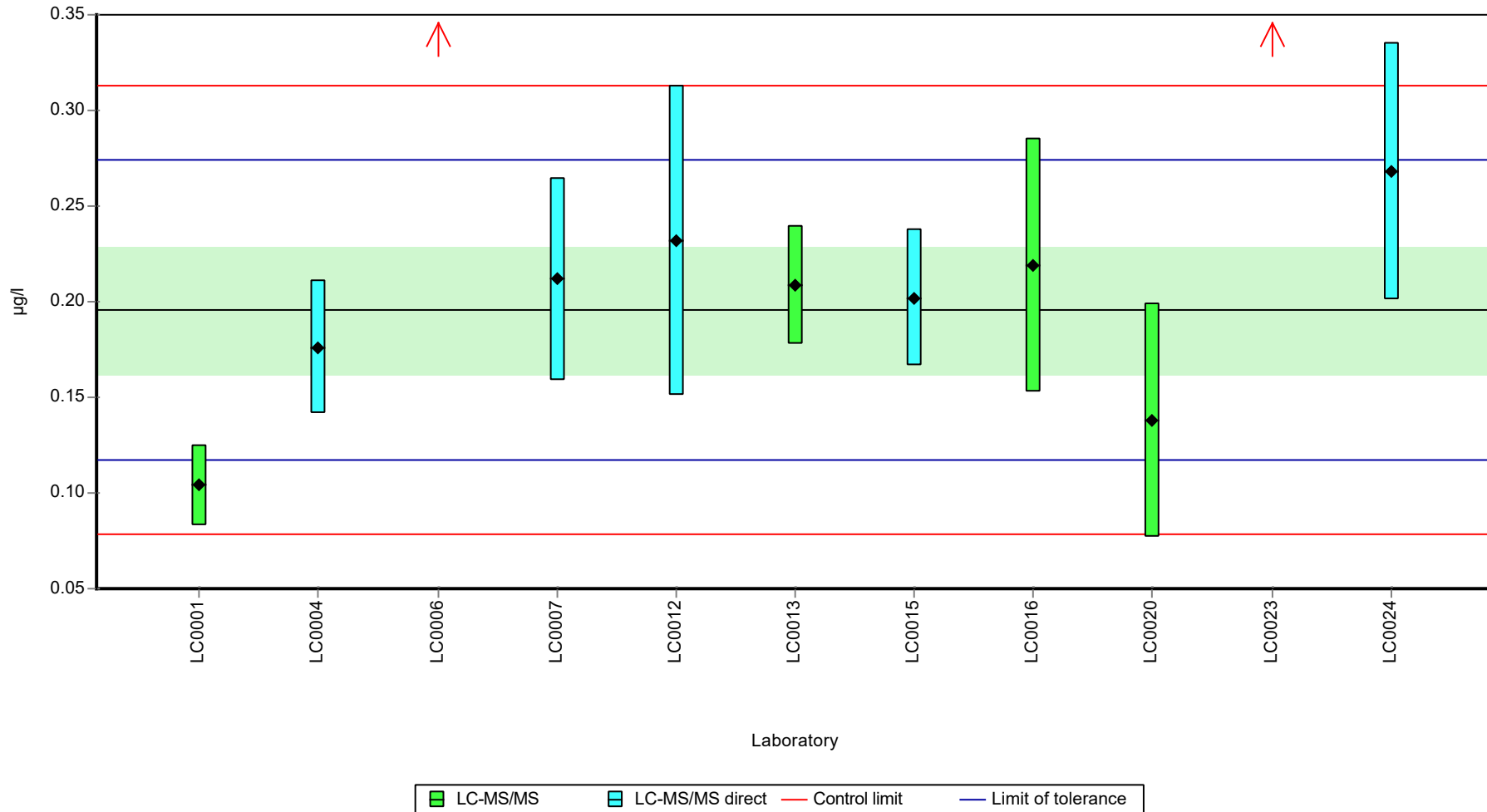
	all results	without outliers	Unit
Mean ± CI (99%)	0.307 ± 0.229	0.196 ± 0.0496	µg/l
Minimum	0.104	0.104	µg/l
Maximum	0.829	0.268	µg/l
Standard deviation	0.253	0.0496	µg/l
rel. standard deviation	82.3	25.4	%
n	11	9	-

Parameter oriented report Pesticides H113

Sample: H113B, Parameter: s-Metolachlor ethanesulfonic acid (Metolachlor-ESA)

Graphical presentation of results

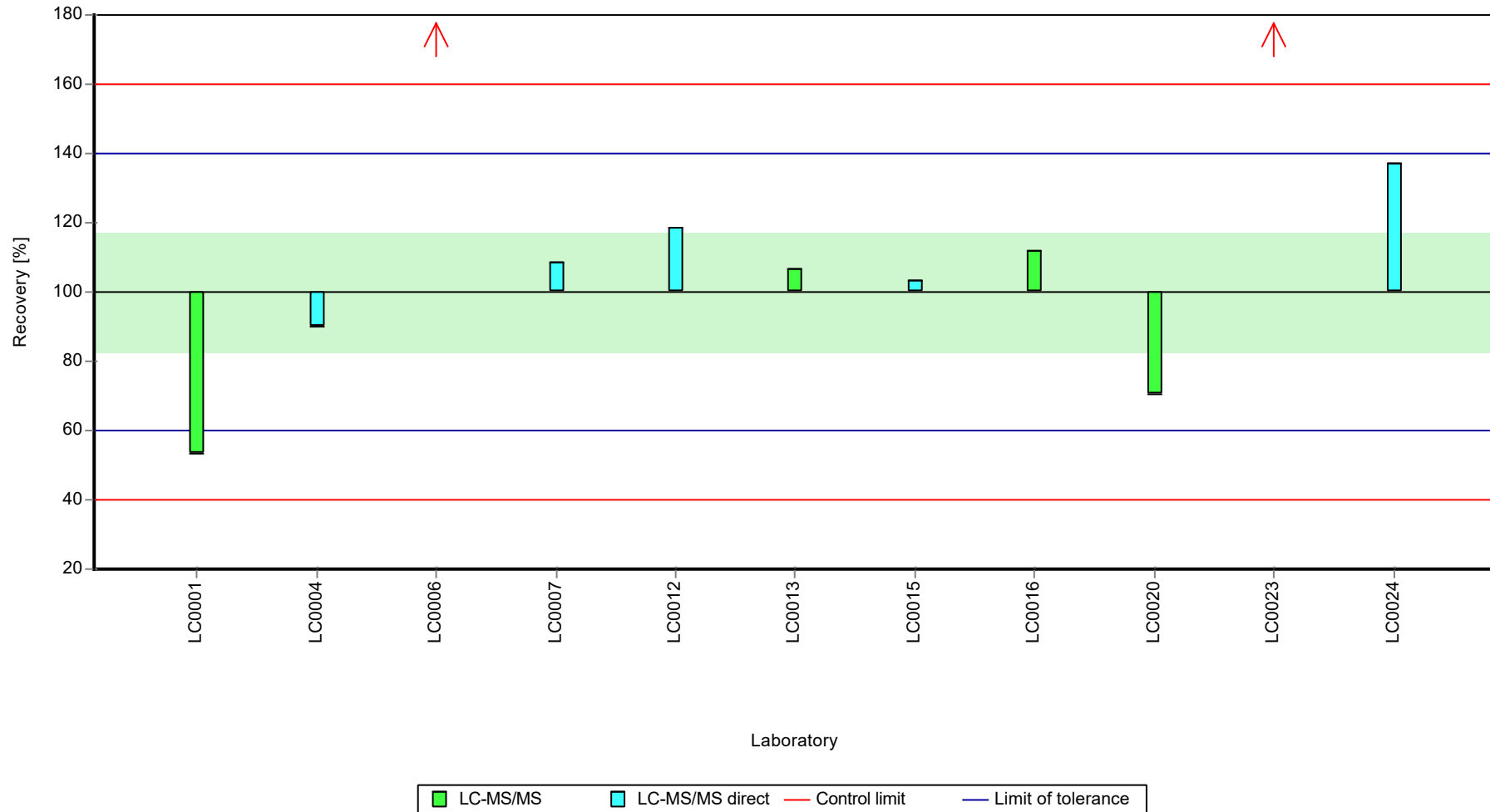
Results



Parameter oriented report Pesticides H113

Sample: H113B, Parameter: s-Metolachlor ethanesulfonic acid (Metolachlor-ESA)

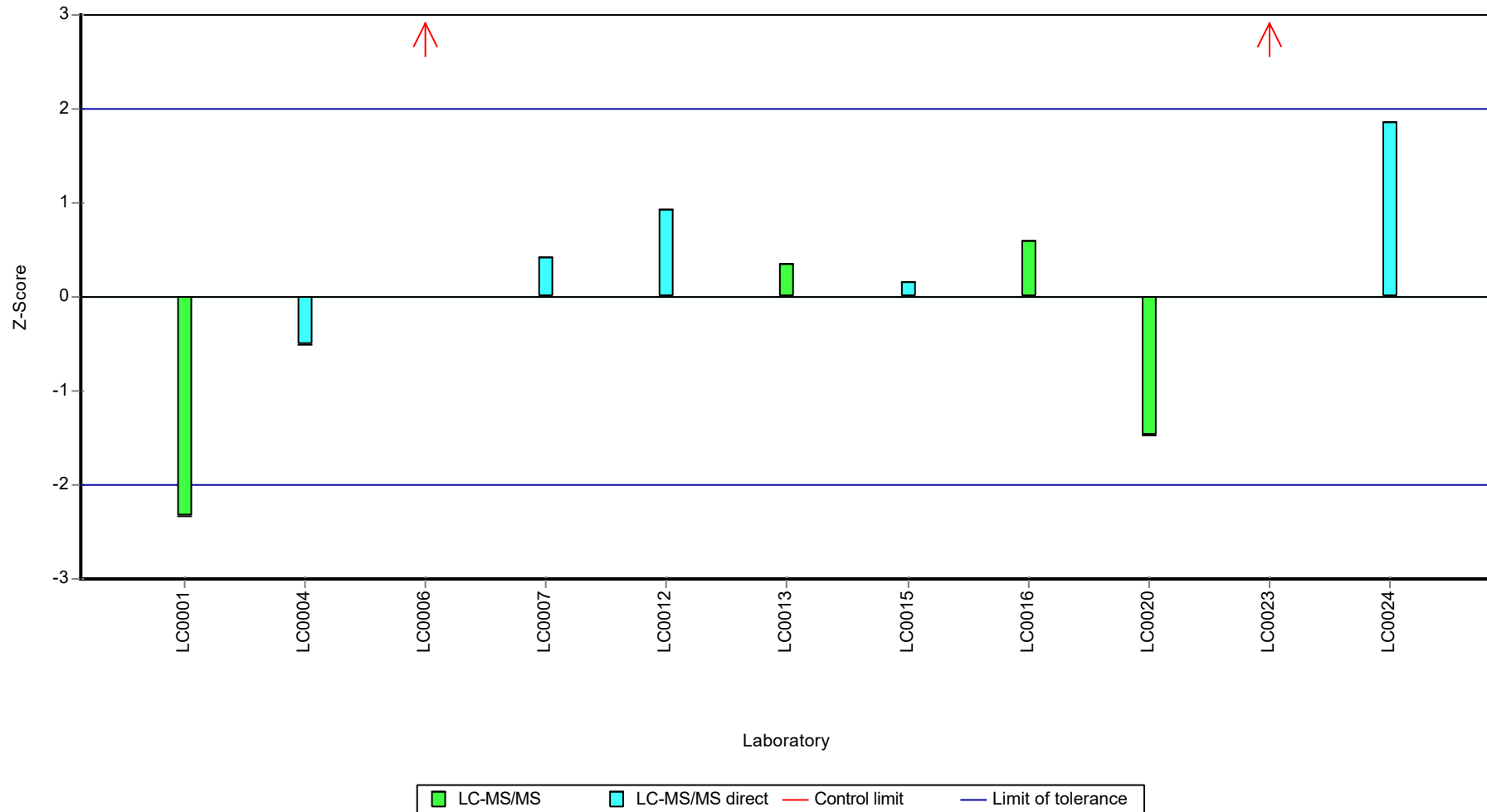
Recovery rate



Parameter oriented report Pesticides H113

Sample: H113B, Parameter: s-Metolachlor ethanesulfonic acid (Metolachlor-ESA)

Z-score



Parameter oriented report Pesticides H113

Sample: H113A, Parameter: s-Metolachlor oxanilic acid (Metolachlor-OA)

Parameter oriented report

H113 A

s-Metolachlor oxanilic acid (Metolachlor-OA)

Unit	µg/l
Assigned value ± U (k=2)	0.276 ± 0.0326
Criterion	0.0386 (14 %)
Minimum - Maximum	0.2 - 0.391
Control test value ± U (k=2)	0.2350 ± 0.0353

Labcode	Result	± U	Recovery [%]	z-score	Comments
LC0001	0.246	0.049	89.3	-0.77	
LC0002	-	-	-	-	
LC0003	-	-	-	-	
LC0004	0.281	0.084	102	0.14	
LC0005	-	-	-	-	
LC0006	-	-	-	-	
LC0007	0.279	0.07	101	0.09	
LC0008	-	-	-	-	
LC0009	-	-	-	-	
LC0010	-	-	-	-	
LC0011	0.23	0.018	83.5	-1.18	
LC0012	0.289	0.092	105	0.35	
LC0013	0.285	0.043	103	0.25	
LC0014	-	-	-	-	
LC0015	0.248	0.045	90	-0.71	
LC0016	0.306	0.065	111	0.79	
LC0017	-	-	-	-	
LC0018	-	-	-	-	
LC0019	0.20041	0.06012	72.7	-1.95	
LC0020	-	-	-	-	
LC0021	-	-	-	-	
LC0022	-	-	-	-	
LC0023	0.9589	0.1342	348	17.71	H
LC0024	0.391	0.11	142	2.99	

Characteristics of parameter

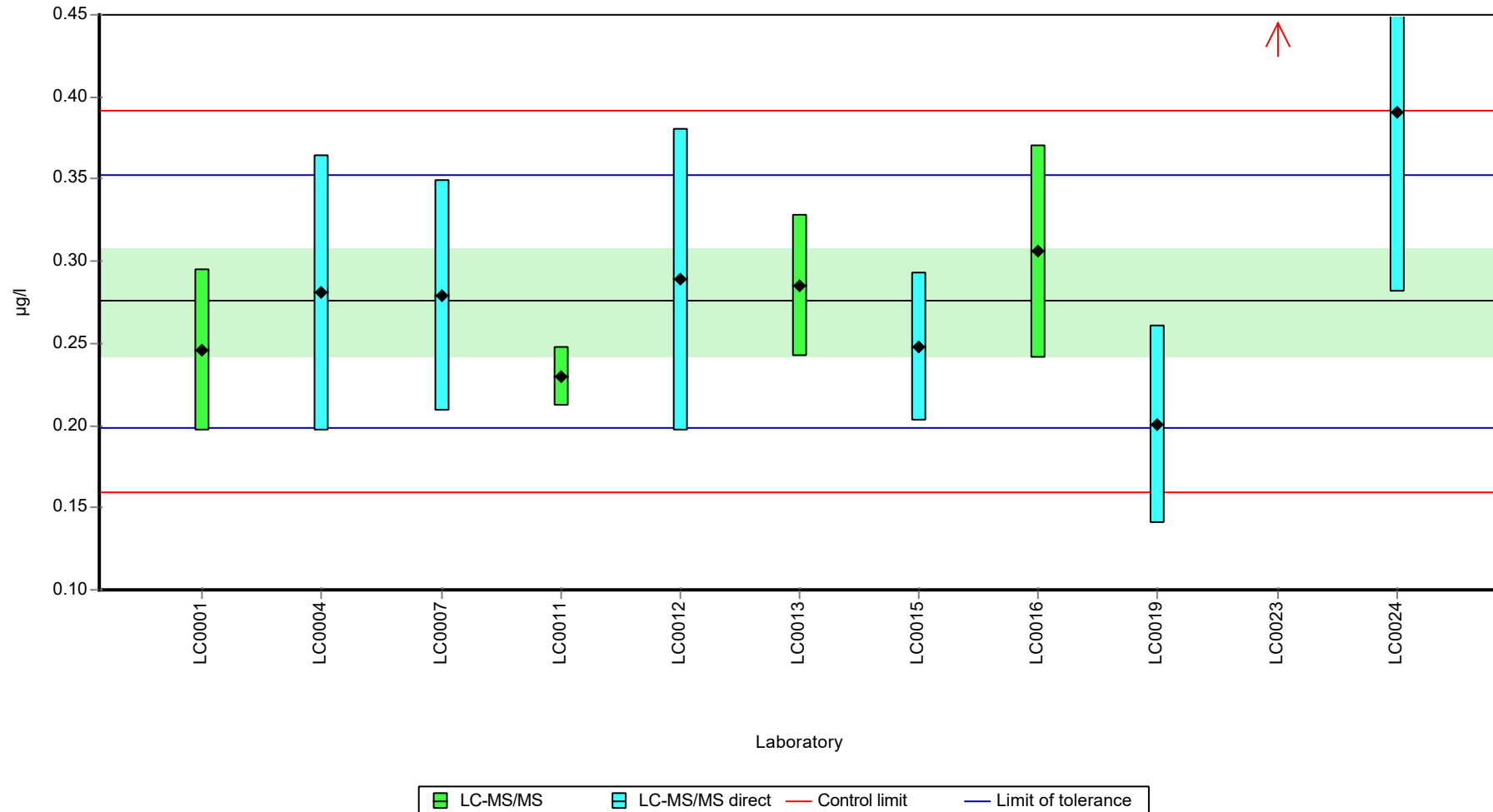
	all results	without outliers	Unit
Mean ± CI (99%)	0.338 ± 0.192	0.276 ± 0.0489	µg/l
Minimum	0.2	0.2	µg/l
Maximum	0.959	0.391	µg/l
Standard deviation	0.212	0.0516	µg/l
rel. standard deviation	62.7	18.7	%
n	11	10	-

Parameter oriented report Pesticides H113

Sample: H113A, Parameter: s-Metolachlor oxanilic acid (Metolachlor-OA)

Graphical presentation of results

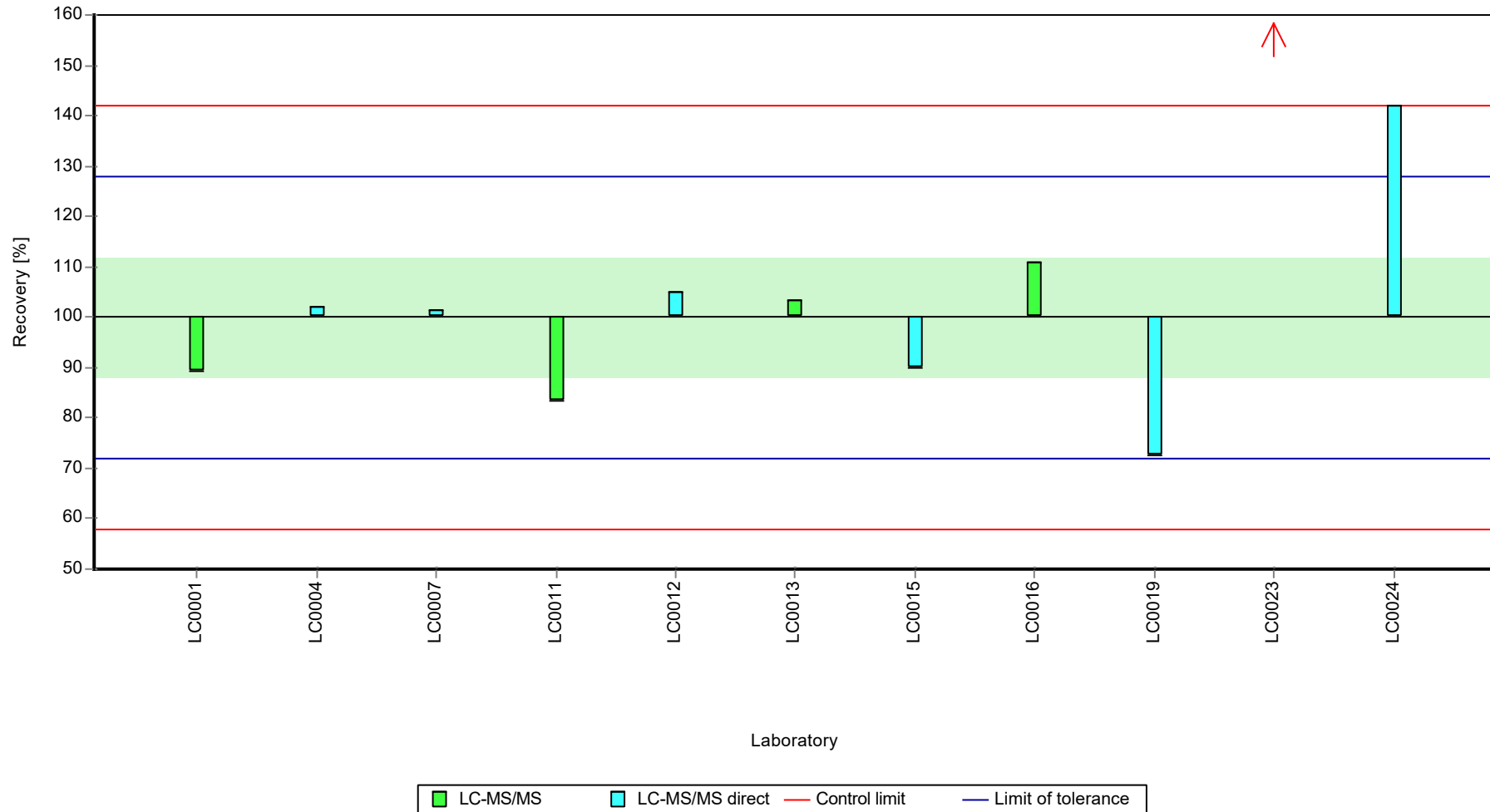
Results



Parameter oriented report Pesticides H113

Sample: H113A, Parameter: s-Metolachlor oxanilic acid (Metolachlor-OA)

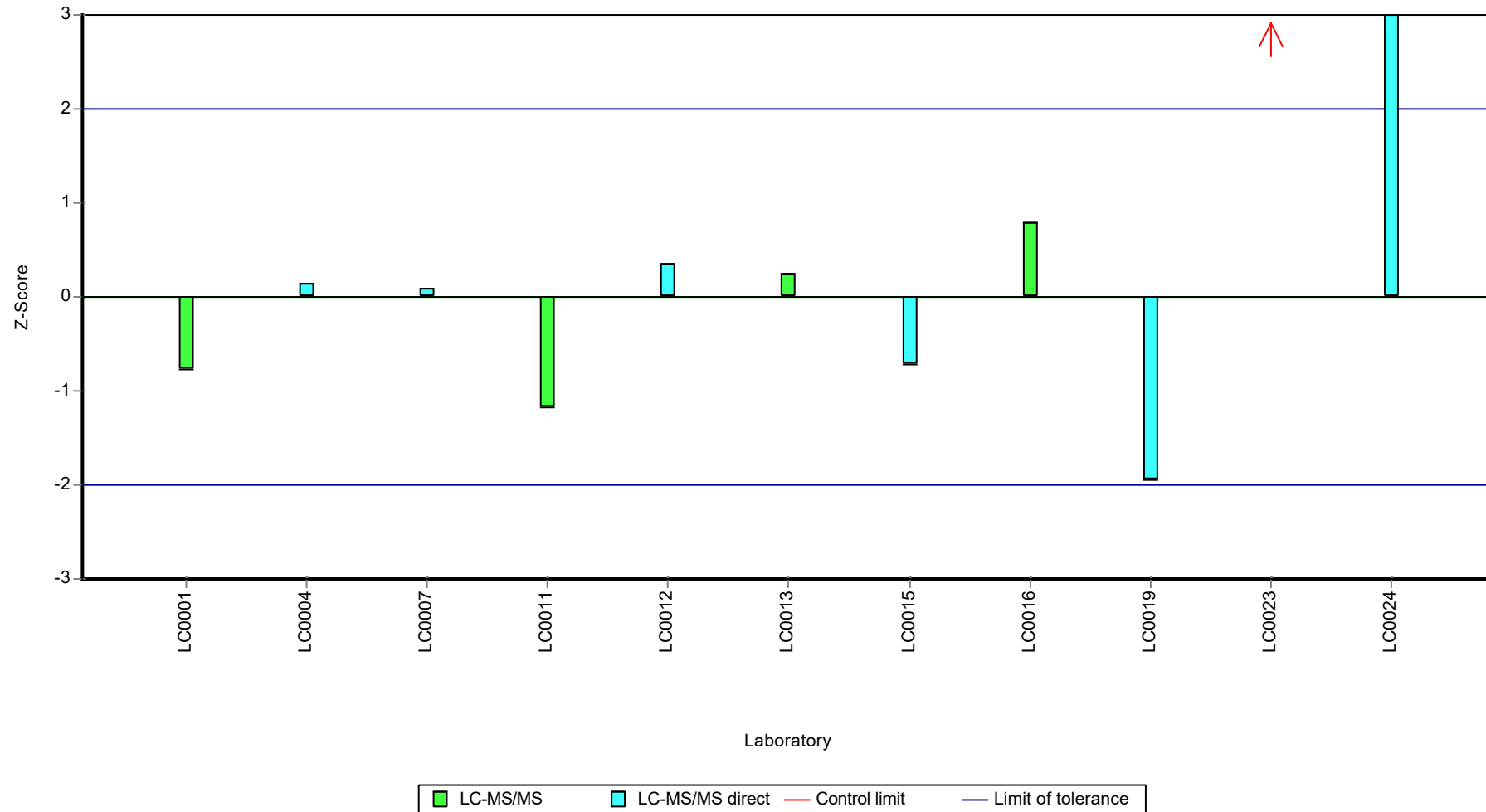
Recovery rate



Parameter oriented report Pesticides H113

Sample: H113A, Parameter: s-Metolachlor oxanilic acid (Metolachlor-OA)

Z-score



Parameter oriented report Pesticides H113

Sample: H113B, Parameter: s-Metolachlor oxanilic acid (Metolachlor-OA)

Parameter oriented report

H113 B

s-Metolachlor oxanilic acid (Metolachlor-OA)

Unit	µg/l
Assigned value ± U (k=2)	0.642 ± 0.131
Criterion	0.0898 (14 %)
Minimum - Maximum	0.245 - 1.02
Control test value ± U (k=2)	0.5720 ± 0.0858

Labcode	Result	± U	Recovery [%]	z-score	Comments
LC0001	0.513	0.103	79.9	-1.43	
LC0002	-	-	-	-	
LC0003	-	-	-	-	
LC0004	0.596	0.179	92.9	-0.51	
LC0005	-	-	-	-	
LC0006	-	-	-	-	
LC0007	0.669	0.167	104	0.3	
LC0008	-	-	-	-	
LC0009	-	-	-	-	
LC0010	-	-	-	-	
LC0011	-	-	-	-	
LC0012	0.774	0.248	121	1.47	
LC0013	0.714	0.107	111	0.8	
LC0014	-	-	-	-	
LC0015	0.64	0.115	99.7	-0.02	
LC0016	0.768	0.162	120	1.41	
LC0017	-	-	-	-	
LC0018	-	-	-	-	
LC0019	0.475	0.1425	74	-1.86	
LC0020	-	-	-	-	
LC0021	-	-	-	-	
LC0022	-	-	-	-	
LC0023	0.2452	0.0343	38.2	-4.41	
LC0024	1.023	0.286	159	4.24	

Characteristics of parameter

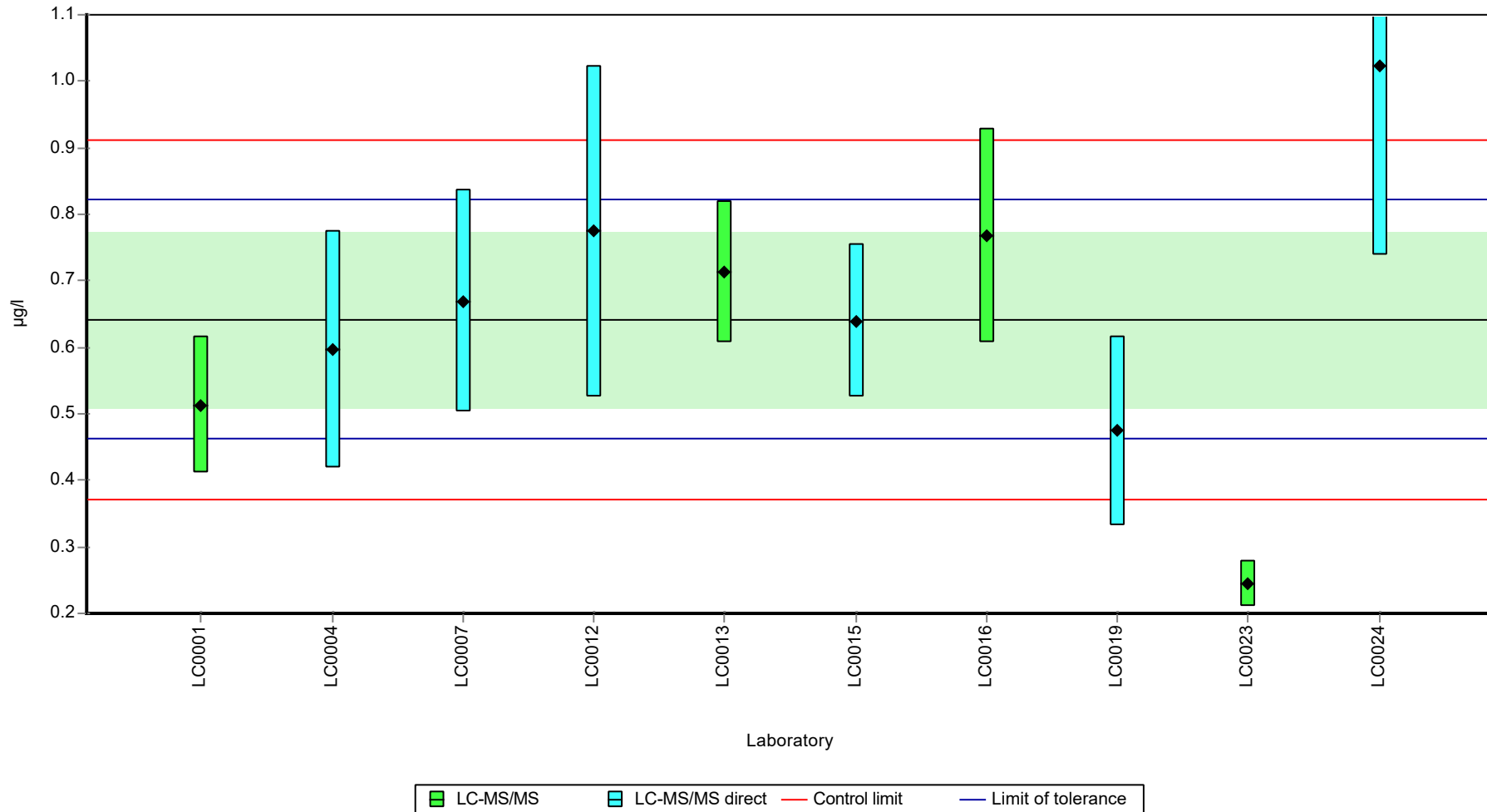
	all results	without outliers	Unit
Mean ± CI (99%)	0.642 ± 0.197	0.642 ± 0.197	µg/l
Minimum	0.245	0.245	µg/l
Maximum	1.02	1.02	µg/l
Standard deviation	0.208	0.208	µg/l
rel. standard deviation	32.4	32.4	%
n	10	10	-

Parameter oriented report Pesticides H113

Sample: H113B, Parameter: s-Metolachlor oxanilic acid (Metolachlor-OA)

Graphical presentation of results

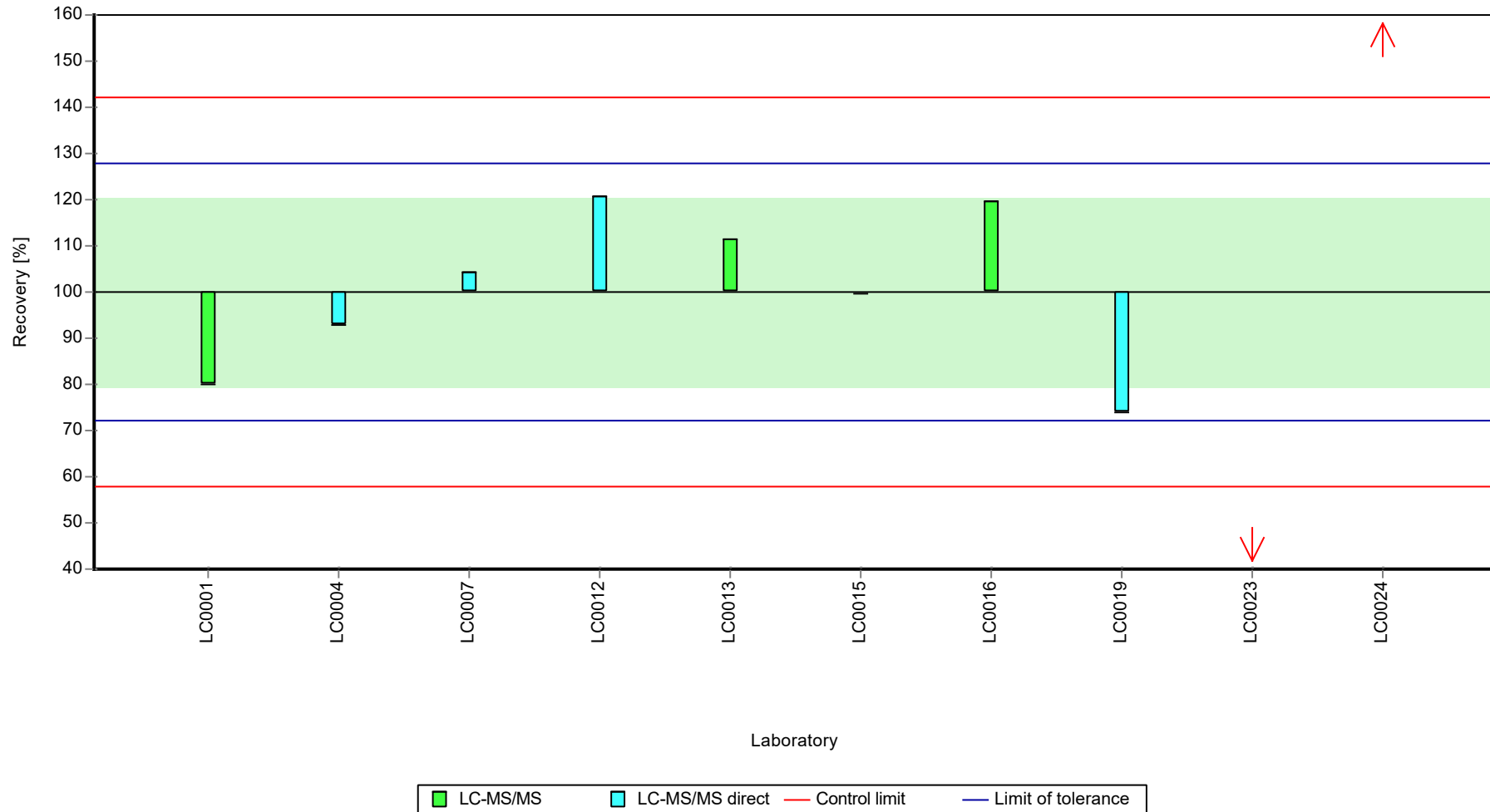
Results



Parameter oriented report Pesticides H113

Sample: H113B, Parameter: s-Metolachlor oxanilic acid (Metolachlor-OA)

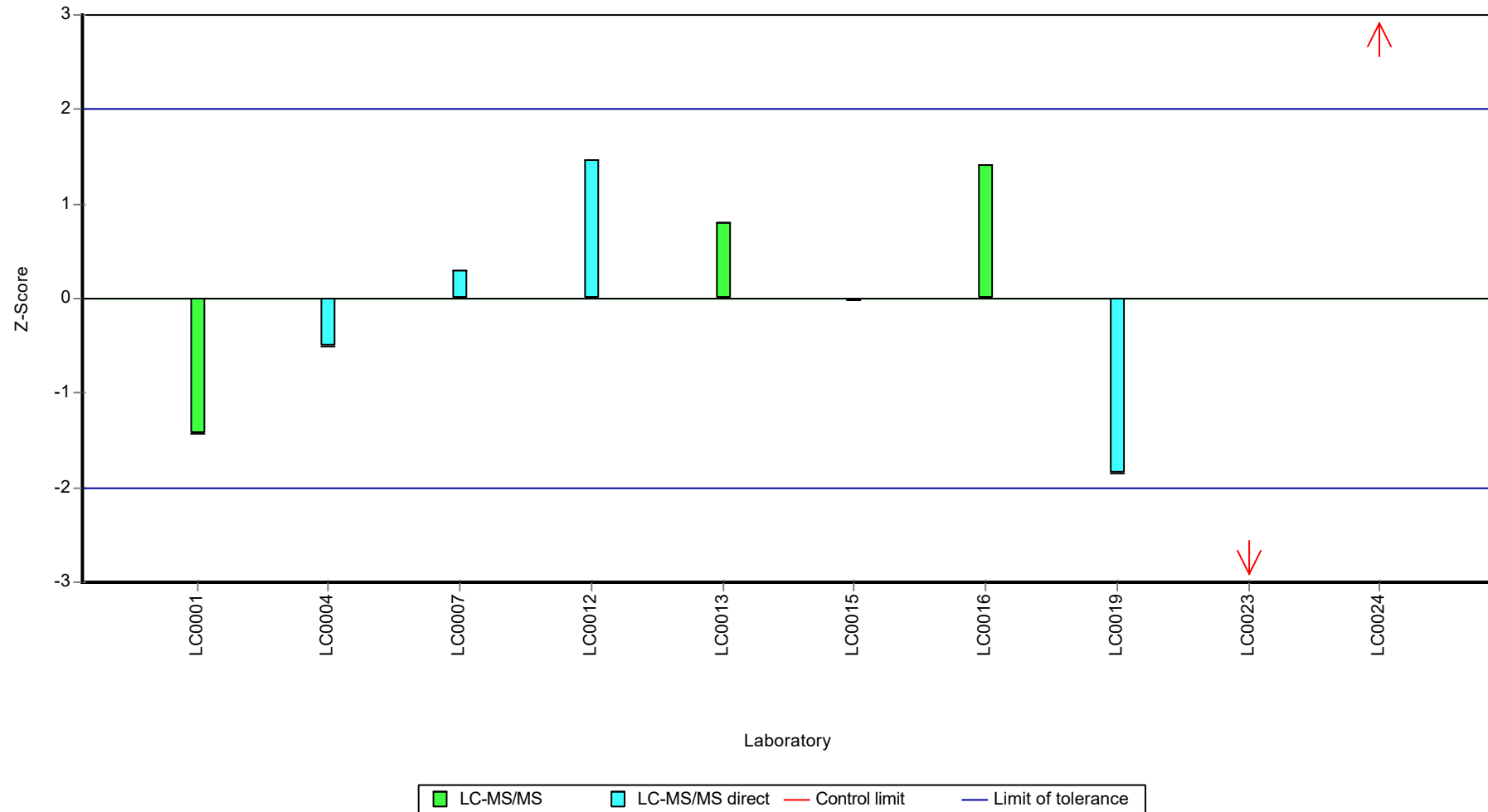
Recovery rate



Parameter oriented report Pesticides H113

Sample: H113B, Parameter: s-Metolachlor oxanilic acid (Metolachlor-OA)

Z-score



Parameter oriented report

H113 A

**Chlorothalonil-4-hydroxy

Unit	µg/l
Assigned value ± U (k=2)	-
Criterion	-
Minimum - Maximum	0.19 - 0.288
Control test value ± U (k=2)	0.1570 ± 0.0236

Labcode	Result	± U	Recovery [%]	z-score	Comments
LC0001	-	-	-	-	
LC0002	-	-	-	-	
LC0003	-	-	-	-	
LC0004	-	-	-	-	
LC0005	-	-	-	-	
LC0006	0.24	0.0474	-	-	
LC0007	0.224	0.056	-	-	
LC0008	0.19	0.06	-	-	
LC0009	-	-	-	-	
LC0010	-	-	-	-	
LC0011	-	-	-	-	
LC0012	-	-	-	-	
LC0013	-	-	-	-	
LC0014	-	-	-	-	
LC0015	-	-	-	-	
LC0016	0.238	0.033	-	-	
LC0017	-	-	-	-	
LC0018	-	-	-	-	
LC0019	0.20069	0.06021	-	-	
LC0020	-	-	-	-	
LC0021	-	-	-	-	
LC0022	-	-	-	-	
LC0023	-	-	-	-	
LC0024	0.288	0.078	-	-	

Characteristics of parameter

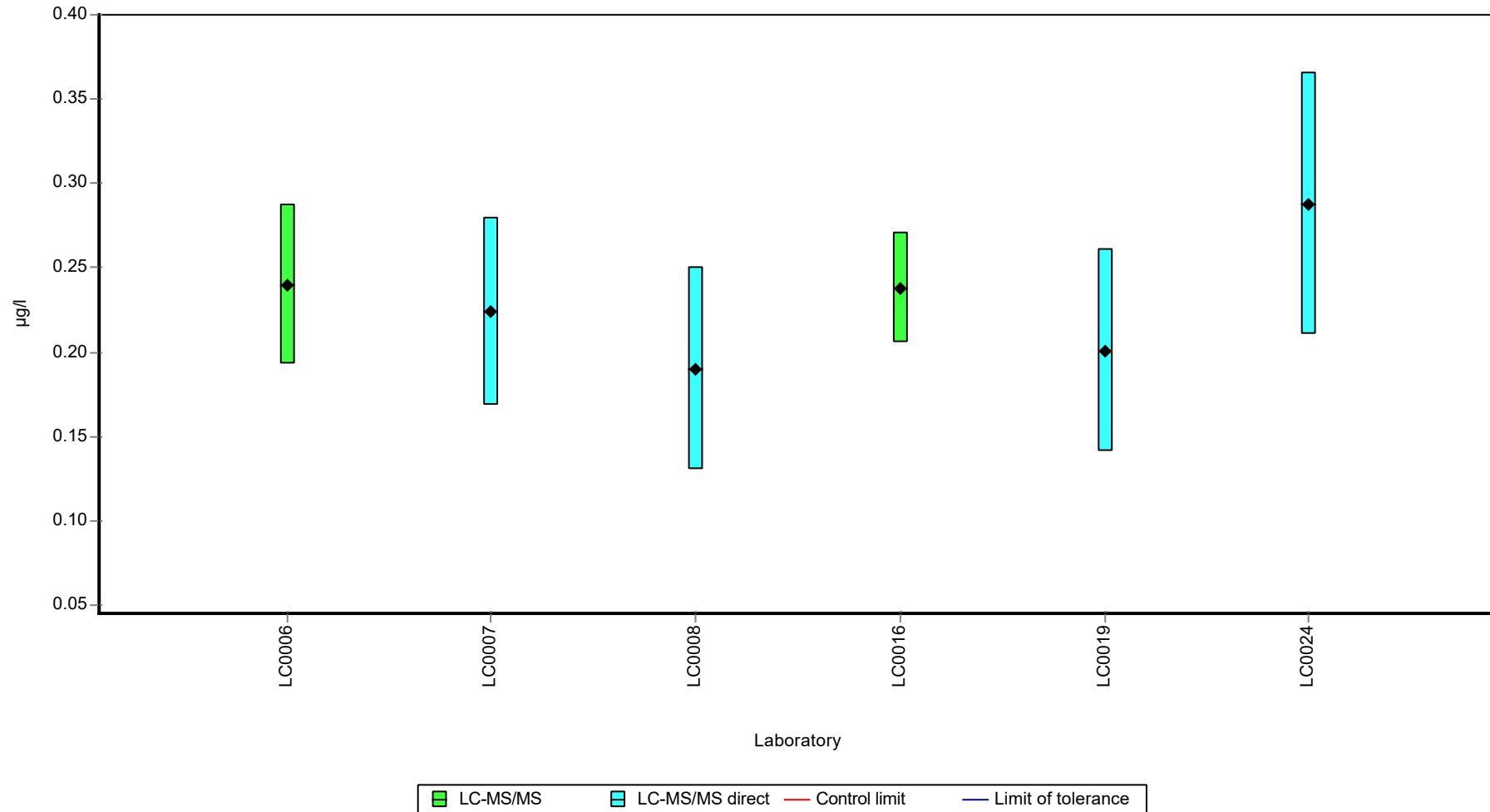
	all results	without outliers	Unit
Mean ± CI (99%)	0.23 ± 0.0425	-	µg/l
Minimum	0.19	0.19	µg/l
Maximum	0.288	0.288	µg/l
Standard deviation	0.0347	-	µg/l
rel. standard deviation	15.1	-	%
n	6	6	-

Parameter oriented report Pesticides H113

Sample: H113A, Parameter: Chlorothalonil-4-hydroxy

Graphical presentation of results

Results



Parameter oriented report Pesticides H113

Sample: H113B, Parameter: Chlorothalonil-4-hydroxy

Parameter oriented report

H113 B

**Chlorothalonil-4-hydroxy

Unit	µg/l
Assigned value ± U (k=2)	-
Criterion	-
Minimum - Maximum	0.48 - 0.613
Control test value ± U (k=2)	0.4320 ± 0.0649

Labcode	Result	± U	Recovery [%]	z-score	Comments
LC0001	-	-	-	-	
LC0002	-	-	-	-	
LC0003	-	-	-	-	
LC0004	-	-	-	-	
LC0005	-	-	-	-	
LC0006	0.613	0.1212	-	-	
LC0007	0.535	0.134	-	-	
LC0008	0.48	0.14	-	-	
LC0009	-	-	-	-	
LC0010	-	-	-	-	
LC0011	-	-	-	-	
LC0012	-	-	-	-	
LC0013	-	-	-	-	
LC0014	-	-	-	-	
LC0015	-	-	-	-	
LC0016	0.58	0.08	-	-	
LC0017	-	-	-	-	
LC0018	-	-	-	-	
LC0019	0.46615	0.13985	-	-	
LC0020	-	-	-	-	
LC0021	-	-	-	-	
LC0022	-	-	-	-	
LC0023	-	-	-	-	
LC0024	0.563	0.152	-	-	

Characteristics of parameter

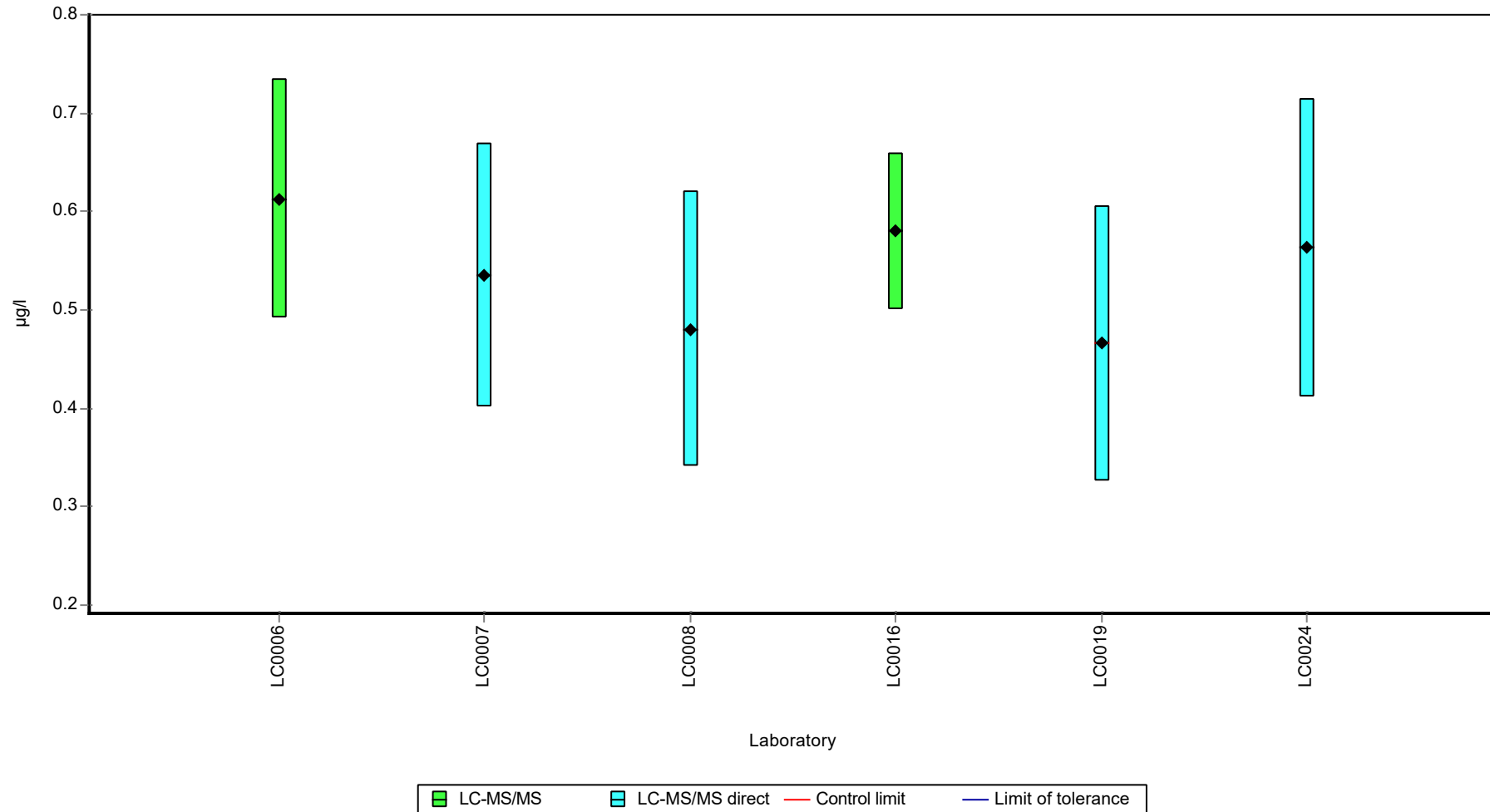
	all results	without outliers	Unit
Mean ± CI (99%)	0.54 ± 0.0704	-	µg/l
Minimum	0.466	0.466	µg/l
Maximum	0.613	0.613	µg/l
Standard deviation	0.0575	-	µg/l
rel. standard deviation	10.7	-	%
n	6	6	-

Parameter oriented report Pesticides H113

Sample: H113B, Parameter: Chlorothalonil-4-hydroxy

Graphical presentation of results

Results



Parameter oriented report Pesticides H113

Sample: H113A, Parameter: Chlorothalonil Metabolite
R471811

Parameter oriented report

H113 A

**Chlorothalonil Metabolite R471811

Unit	µg/l
Assigned value ± U (k=2)	0.135 ± 0.0209
Criterion	0.0311 (23 %)
Minimum - Maximum	0.0721 - 0.167
Control test value ± U (k=2)	0.1380 ± 0.0346

Labcode	Result	± U	Recovery [%]	z-score	Comments
LC0001	-	-	-	-	
LC0002	-	-	-	-	
LC0003	-	-	-	-	
LC0004	0.149	0.037	110	0.44	
LC0005	-	-	-	-	
LC0006	0.104	0.0173	76.9	-1	
LC0007	0.165	0.041	122	0.96	
LC0008	0.14	0.04	104	0.15	
LC0009	-	-	-	-	
LC0010	-	-	-	-	
LC0011	-	-	-	-	
LC0012	-	-	-	-	
LC0013	0.121	0.018	89.5	-0.46	
LC0014	-	-	-	-	
LC0015	0.158	0.029	117	0.73	
LC0016	0.141	0.033	104	0.19	
LC0017	-	-	-	-	
LC0018	-	-	-	-	
LC0019	0.07209	0.02163	53.3	-2.03	
LC0020	-	-	-	-	
LC0021	-	-	-	-	
LC0022	-	-	-	-	
LC0023	-	-	-	-	
LC0024	0.167	0.06	123	1.02	

Characteristics of parameter

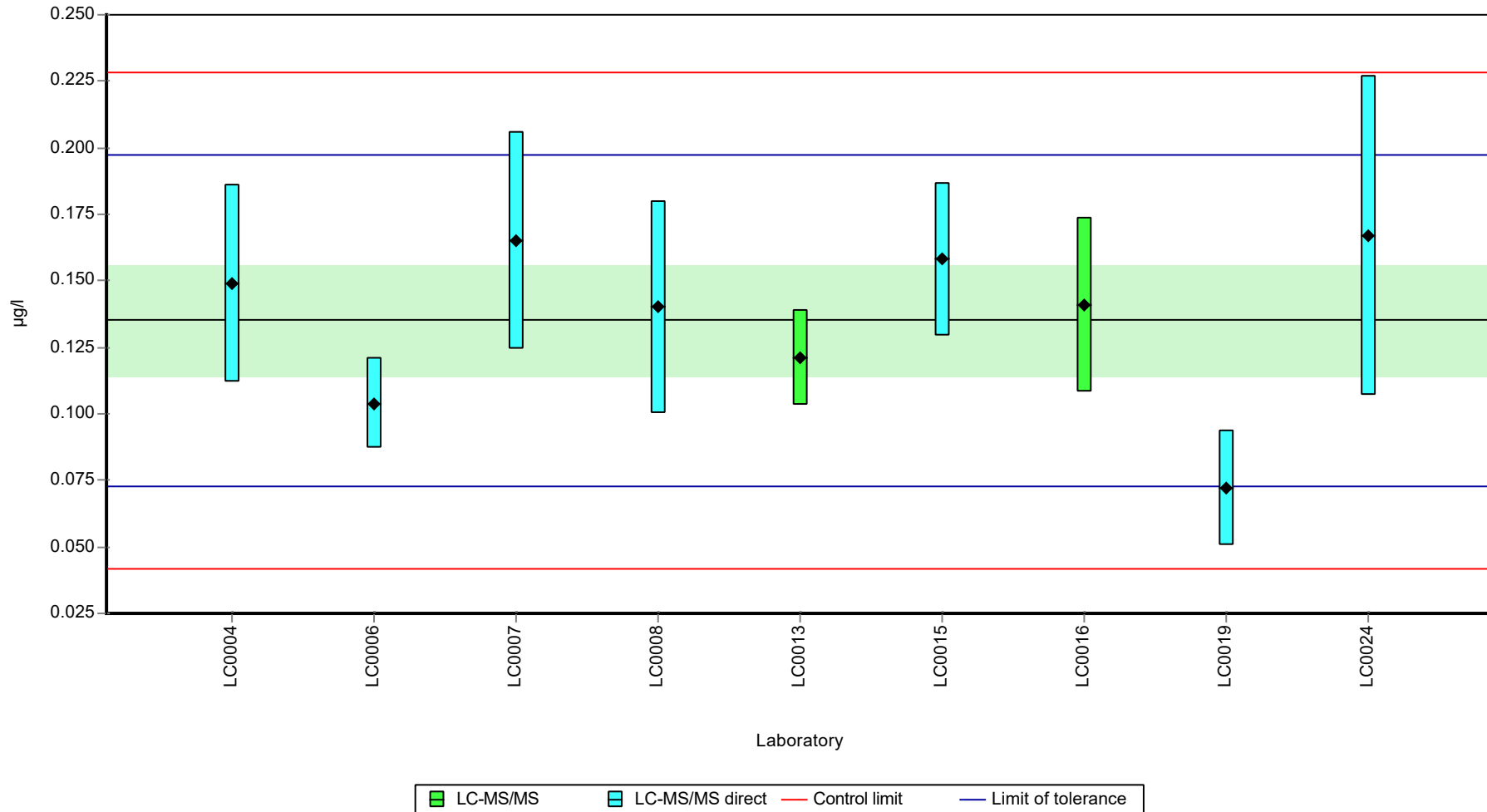
	all results	without outliers	Unit
Mean ± CI (99%)	0.135 ± 0.0313	0.135 ± 0.0313	µg/l
Minimum	0.0721	0.0721	µg/l
Maximum	0.167	0.167	µg/l
Standard deviation	0.0313	0.0313	µg/l
rel. standard deviation	23.1	23.1	%
n	9	9	-

Parameter oriented report Pesticides H113

Sample: H113A, Parameter: Chlorothalonil Metabolite R471811

Graphical presentation of results

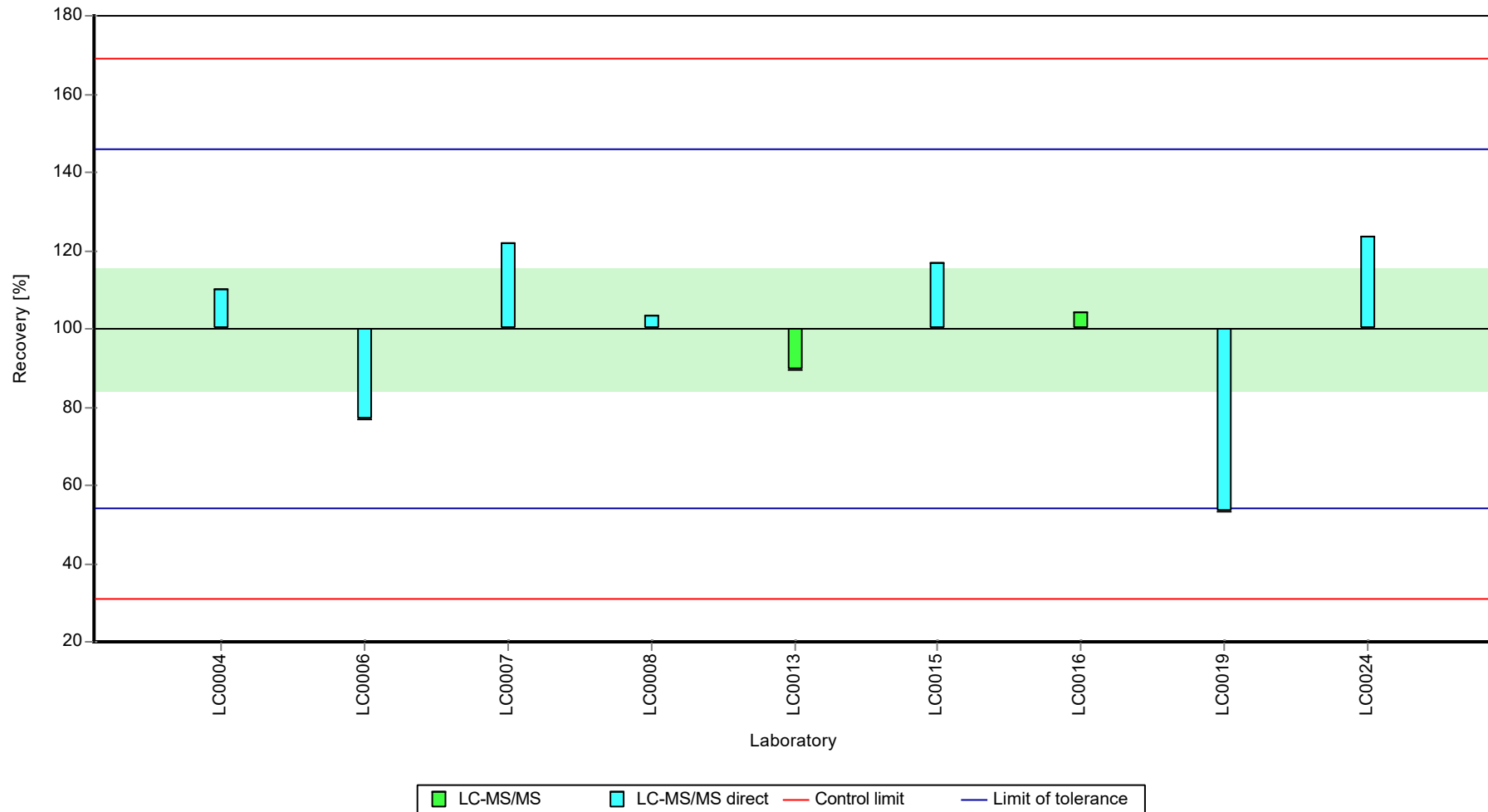
Results



Parameter oriented report Pesticides H113

Sample: H113A, Parameter: Chlorothalonil Metabolite R471811

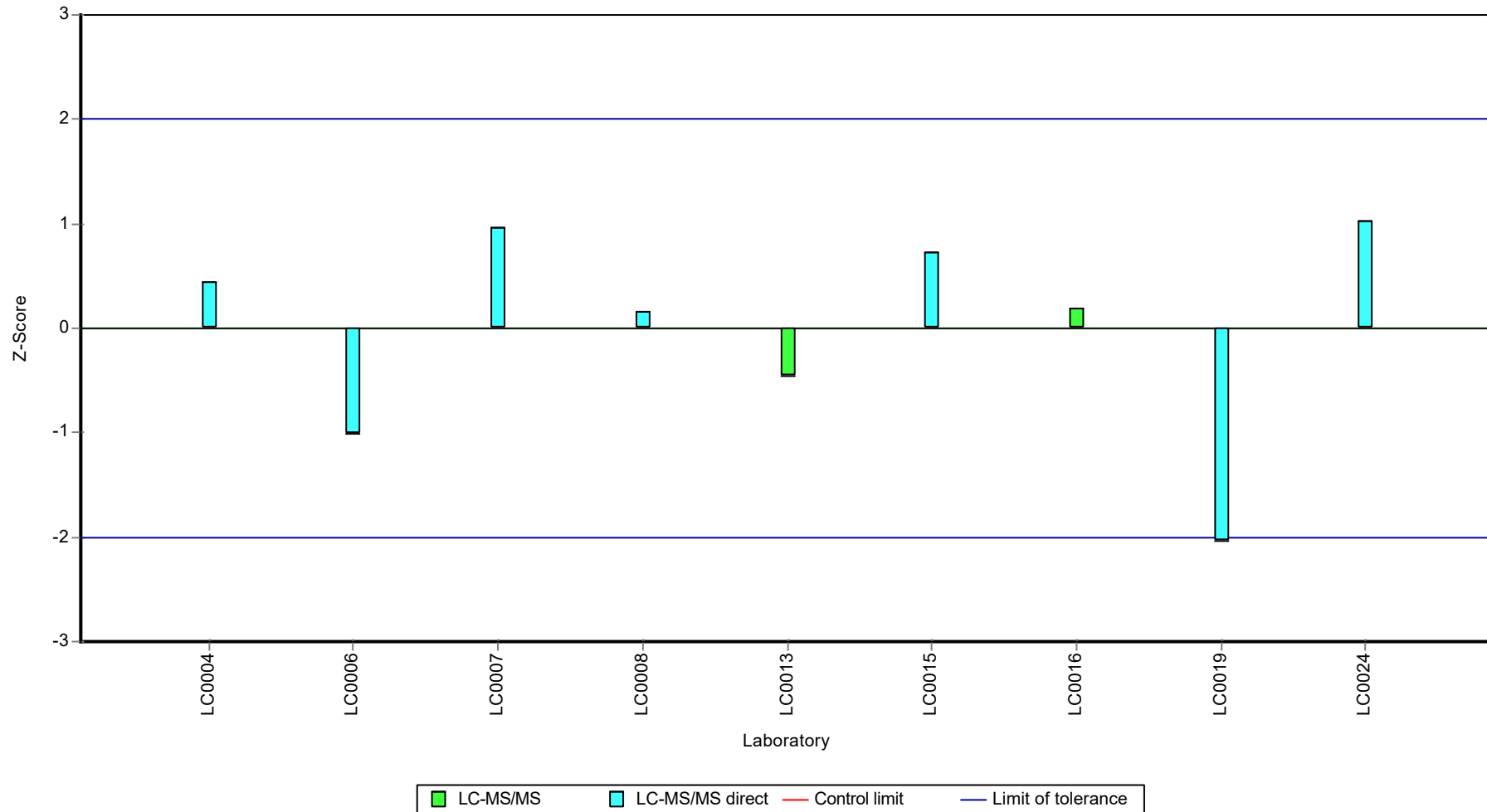
Recovery rate



Parameter oriented report Pesticides H113

Sample: H113A, Parameter: Chlorothalonil Metabolite R471811

Z-score



Parameter oriented report Pesticides H113

Sample: H113B, Parameter: Chlorothalonil Metabolite
R471811

Parameter oriented report

H113 B

**Chlorothalonil Metabolite R471811

Unit	µg/l
Assigned value ± U (k=2)	0.739 ± 0.0459
Criterion	0.065 (8.8 %)
Minimum - Maximum	0.678 - 0.857
Control test value ± U (k=2)	0.6600 ± 0.165

Labcode	Result	± U	Recovery [%]	z-score	Comments
LC0001	-	-	-	-	
LC0002	-	-	-	-	
LC0003	-	-	-	-	
LC0004	0.686	0.171	92.8	-0.81	
LC0005	-	-	-	-	
LC0006	0.678	0.1126	91.8	-0.94	
LC0007	0.752	0.188	102	0.2	
LC0008	0.81	0.24	110	1.09	
LC0009	-	-	-	-	
LC0010	-	-	-	-	
LC0011	-	-	-	-	
LC0012	-	-	-	-	
LC0013	0.732	0.11	99.1	-0.11	
LC0014	-	-	-	-	
LC0015	0.683	0.123	92.4	-0.86	
LC0016	0.857	0.198	116	1.82	
LC0017	-	-	-	-	
LC0018	-	-	-	-	
LC0019	0.4363	0.13089	59	-4.65	H
LC0020	-	-	-	-	
LC0021	-	-	-	-	
LC0022	-	-	-	-	
LC0023	-	-	-	-	
LC0024	0.713	0.257	96.5	-0.4	

Characteristics of parameter

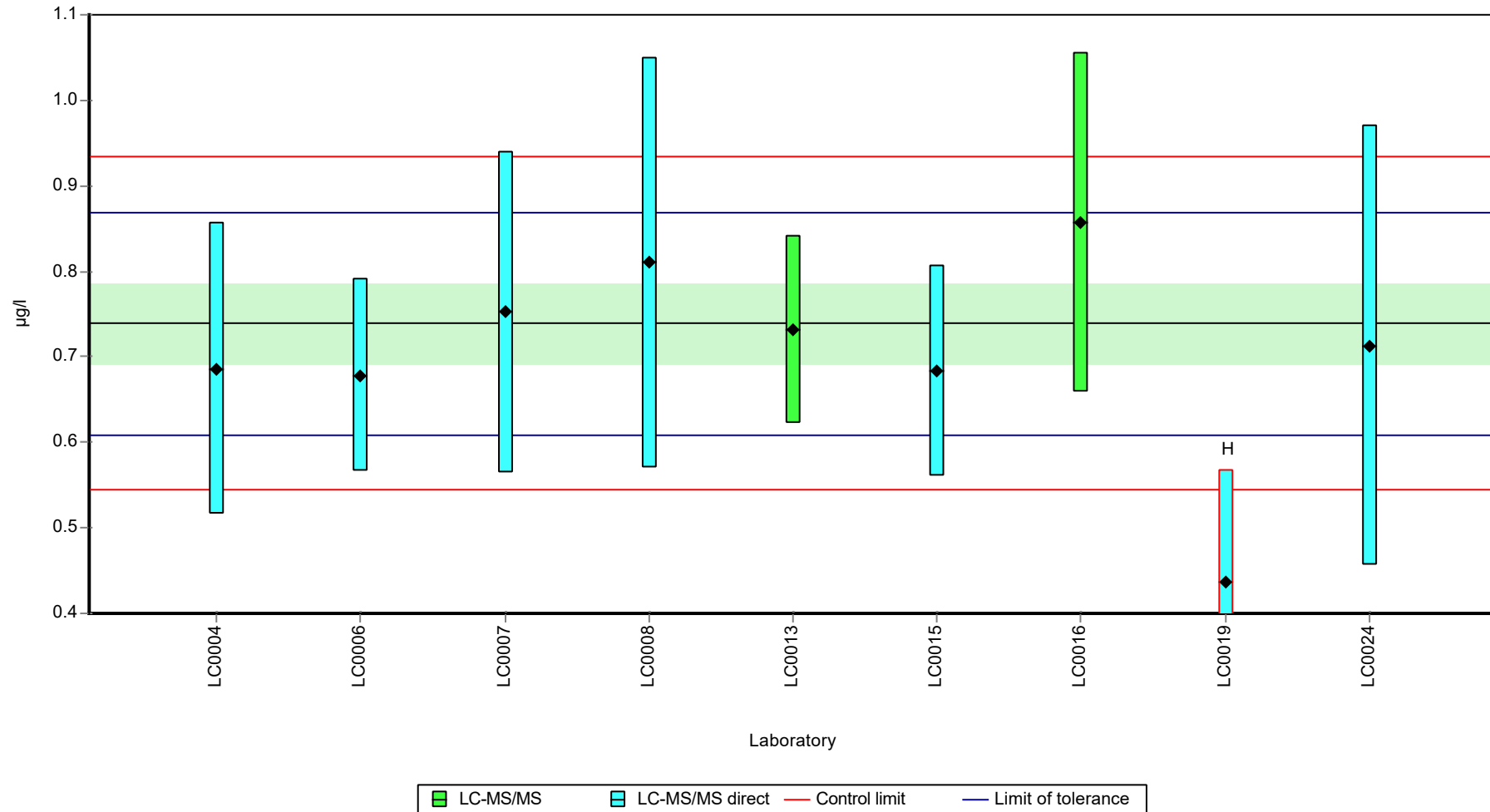
	all results	without outliers	Unit
Mean ± CI (99%)	0.705 ± 0.118	0.739 ± 0.0689	µg/l
Minimum	0.436	0.678	µg/l
Maximum	0.857	0.857	µg/l
Standard deviation	0.118	0.0649	µg/l
rel. standard deviation	16.7	8.79	%
n	9	8	-

Parameter oriented report Pesticides H113

Sample: H113B, Parameter: Chlorothalonil Metabolite R471811

Graphical presentation of results

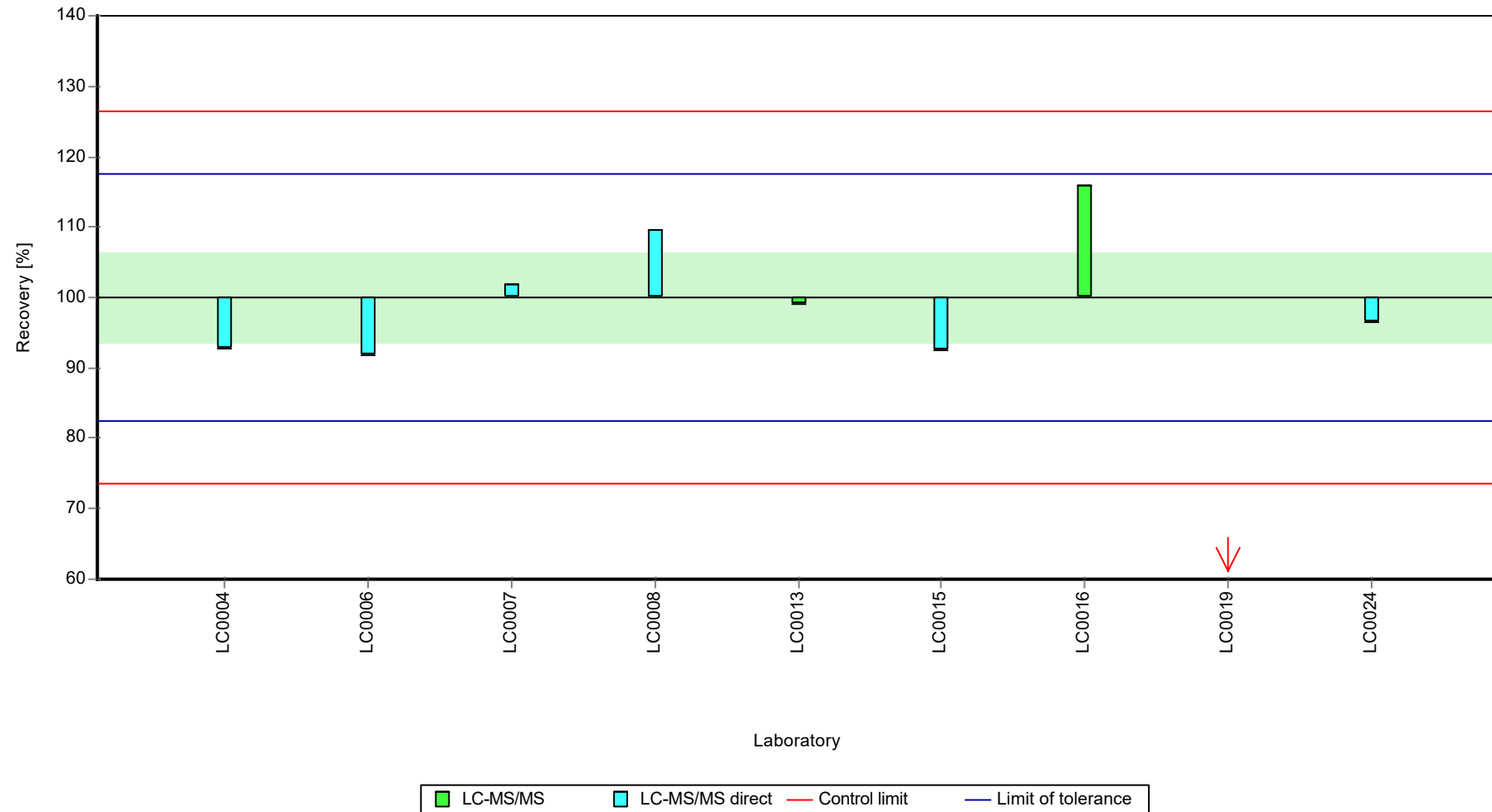
Results



Parameter oriented report Pesticides H113

Sample: H113B, Parameter: Chlorothalonil Metabolite R471811

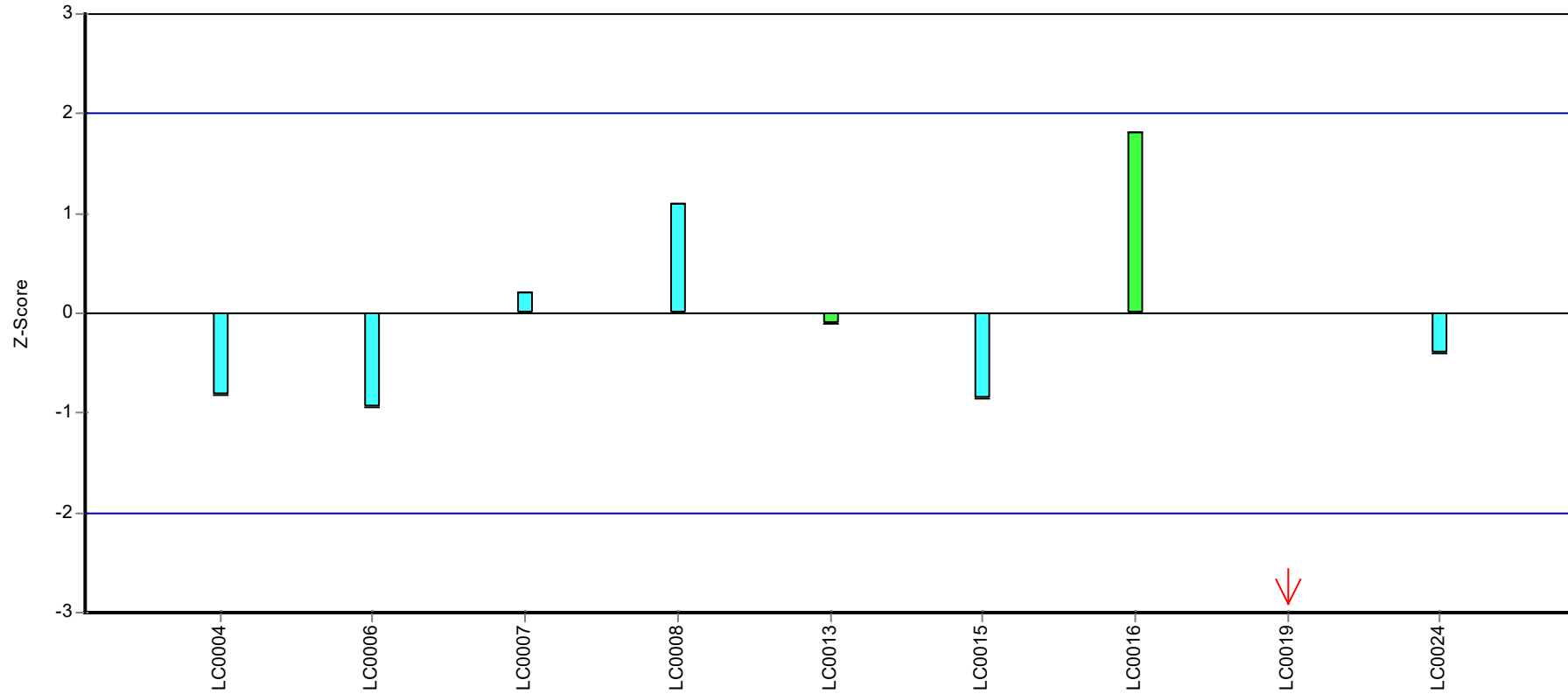
Recovery rate



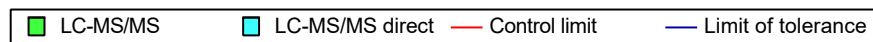
Parameter oriented report Pesticides H113

Sample: H113B, Parameter: Chlorothalonil Metabolite R471811

Z-score



Laboratory



Parameter oriented report Pesticides H113

Sample: H113A, Parameter: Chlorothalonil Metabolite
R611968

Parameter oriented report

H113 A

**Chlorothalonil Metabolite R611968

Unit	µg/l
Assigned value ± U (k=2)	-
Criterion	-
Minimum - Maximum	0.623 - 0.685
Control test value ± U (k=2)	0.6380 ± 0.159

Labcode	Result	± U	Recovery [%]	z-score	Comments
LC0001	-	-	-	-	
LC0002	-	-	-	-	
LC0003	-	-	-	-	
LC0004	-	-	-	-	
LC0005	-	-	-	-	
LC0006	-	-	-	-	
LC0007	0.673	0.168	-	-	
LC0008	0.685	0.21	-	-	
LC0009	-	-	-	-	
LC0010	-	-	-	-	
LC0011	-	-	-	-	
LC0012	-	-	-	-	
LC0013	-	-	-	-	
LC0014	-	-	-	-	
LC0015	0.623	0.112	-	-	
LC0016	-	-	-	-	
LC0017	-	-	-	-	
LC0018	-	-	-	-	
LC0019	-	-	-	-	
LC0020	-	-	-	-	
LC0021	-	-	-	-	
LC0022	-	-	-	-	
LC0023	-	-	-	-	
LC0024	-	-	-	-	

Characteristics of parameter

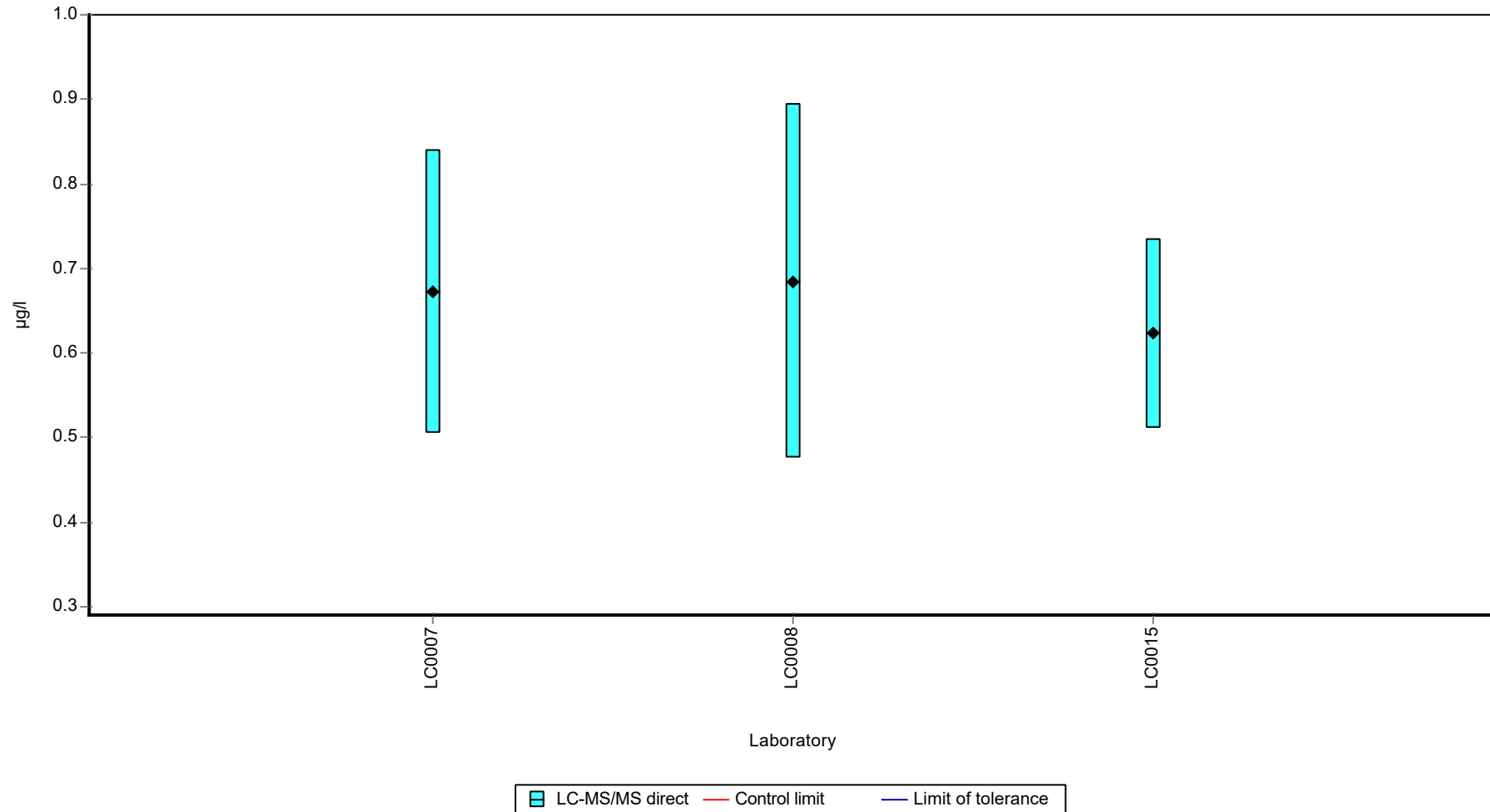
	all results	without outliers	Unit
Mean ± CI (99%)	0.66 ± 0.057	-	µg/l
Minimum	0.623	0.623	µg/l
Maximum	0.685	0.685	µg/l
Standard deviation	0.0329	-	µg/l
rel. standard deviation	4.98	-	%
n	3	3	-

Parameter oriented report Pesticides H113

Sample: H113A, Parameter: Chlorothalonil Metabolite R611968

Graphical presentation of results

Results



Parameter oriented report Pesticides H113

Sample: H113B, Parameter: Chlorothalonil Metabolite
R611968

Parameter oriented report

H113 B

**Chlorothalonil Metabolite R611968

Unit	µg/l
Assigned value ± U (k=2)	-
Criterion	-
Minimum - Maximum	0.267 - 0.315
Control test value ± U (k=2)	0.2650 ± 0.0662

Labcode	Result	± U	Recovery [%]	z-score	Comments
LC0001	-	-	-	-	
LC0002	-	-	-	-	
LC0003	-	-	-	-	
LC0004	-	-	-	-	
LC0005	-	-	-	-	
LC0006	-	-	-	-	
LC0007	0.295	0.074	-	-	
LC0008	0.315	0.1	-	-	
LC0009	-	-	-	-	
LC0010	-	-	-	-	
LC0011	-	-	-	-	
LC0012	-	-	-	-	
LC0013	-	-	-	-	
LC0014	-	-	-	-	
LC0015	0.267	0.048	-	-	
LC0016	-	-	-	-	
LC0017	-	-	-	-	
LC0018	-	-	-	-	
LC0019	-	-	-	-	
LC0020	-	-	-	-	
LC0021	-	-	-	-	
LC0022	-	-	-	-	
LC0023	-	-	-	-	
LC0024	-	-	-	-	

Characteristics of parameter

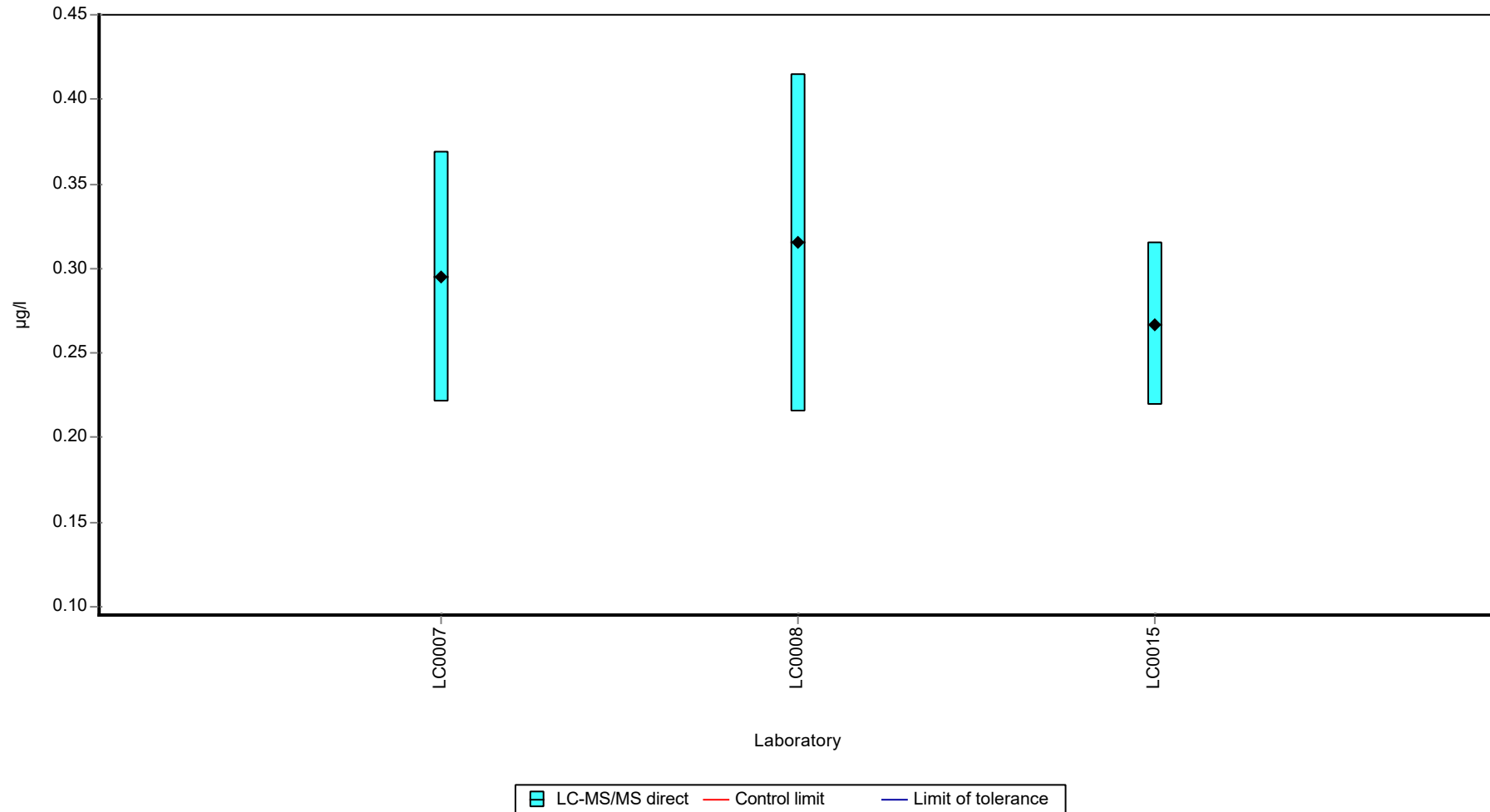
	all results	without outliers	Unit
Mean ± CI (99%)	0.292 ± 0.0418	-	µg/l
Minimum	0.267	0.267	µg/l
Maximum	0.315	0.315	µg/l
Standard deviation	0.0241	-	µg/l
rel. standard deviation	8.25	-	%
n	3	3	-

Parameter oriented report Pesticides H113

Sample: H113B, Parameter: Chlorothalonil Metabolite R611968

Graphical presentation of results

Results



Parameter oriented report Pesticides H113

Sample: H113A, Parameter: Chlorothalonil Metabolite
SYN507900

Parameter oriented report

H113 A

**Chlorothalonil Metabolite SYN507900

Unit	µg/l
Assigned value ± U (k=2)	-
Criterion	-
Minimum - Maximum	0.083 - 0.134
Control test value ± U (k=2)	0.0744 ± 0.0186

Labcode	Result	± U	Recovery [%]	z-score	Comments
LC0001	-	-	-	-	
LC0002	-	-	-	-	
LC0003	-	-	-	-	
LC0004	0.083	0.029	-	-	
LC0005	-	-	-	-	
LC0006	-	-	-	-	
LC0007	0.107	0.027	-	-	
LC0008	0.097	0.03	-	-	
LC0009	-	-	-	-	
LC0010	-	-	-	-	
LC0011	-	-	-	-	
LC0012	-	-	-	-	
LC0013	-	-	-	-	
LC0014	-	-	-	-	
LC0015	0.095	0.017	-	-	
LC0016	-	-	-	-	
LC0017	-	-	-	-	
LC0018	-	-	-	-	
LC0019	-	-	-	-	
LC0020	-	-	-	-	
LC0021	-	-	-	-	
LC0022	-	-	-	-	
LC0023	-	-	-	-	
LC0024	0.134	0.044	-	-	

Characteristics of parameter

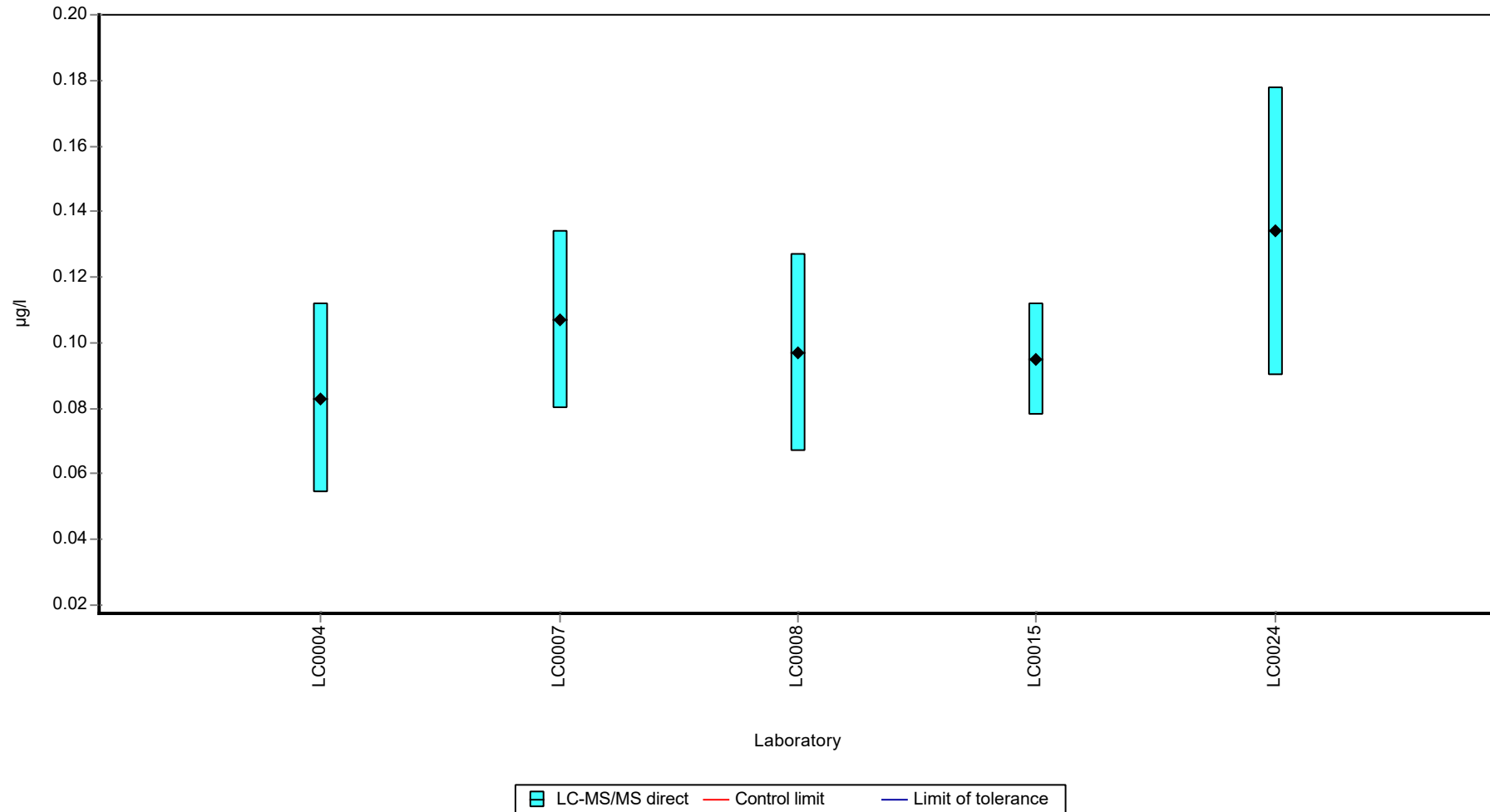
	all results	without outliers	Unit
Mean ± CI (99%)	0.103 ± 0.0258	-	µg/l
Minimum	0.083	0.083	µg/l
Maximum	0.134	0.134	µg/l
Standard deviation	0.0192	-	µg/l
rel. standard deviation	18.6	-	%
n	5	5	-

Parameter oriented report Pesticides H113

Sample: H113A, Parameter: Chlorothalonil Metabolite SYN507900

Graphical presentation of results

Results



Parameter oriented report Pesticides H113

Sample: H113B, Parameter: Chlorothalonil Metabolite
SYN507900

Parameter oriented report

H113 B

**Chlorothalonil Metabolite SYN507900

Unit	µg/l
Assigned value ± U (k=2)	-
Criterion	-
Minimum - Maximum	0.16 - 0.203
Control test value ± U (k=2)	0.1300 ± 0.0326

Labcode	Result	± U	Recovery [%]	z-score	Comments
LC0001	-	-	-	-	
LC0002	-	-	-	-	
LC0003	-	-	-	-	
LC0004	0.16	0.056	-	-	
LC0005	-	-	-	-	
LC0006	-	-	-	-	
LC0007	0.186	0.047	-	-	
LC0008	0.175	0.05	-	-	
LC0009	-	-	-	-	
LC0010	-	-	-	-	
LC0011	-	-	-	-	
LC0012	-	-	-	-	
LC0013	-	-	-	-	
LC0014	-	-	-	-	
LC0015	0.166	0.03	-	-	
LC0016	-	-	-	-	
LC0017	-	-	-	-	
LC0018	-	-	-	-	
LC0019	-	-	-	-	
LC0020	-	-	-	-	
LC0021	-	-	-	-	
LC0022	-	-	-	-	
LC0023	-	-	-	-	
LC0024	0.203	0.067	-	-	

Characteristics of parameter

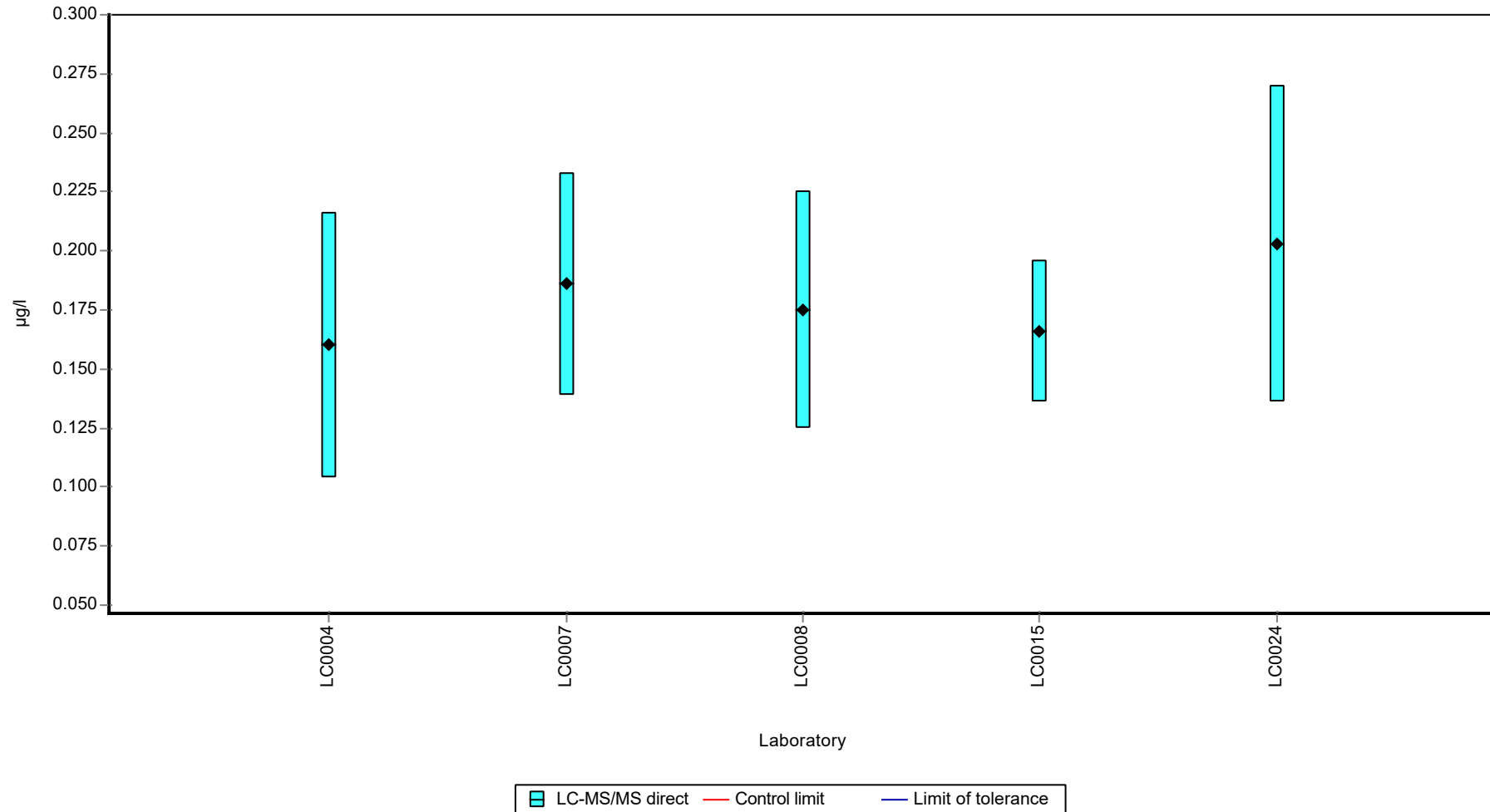
	all results	without outliers	Unit
Mean ± CI (99%)	0.178 ± 0.0229	-	µg/l
Minimum	0.16	0.16	µg/l
Maximum	0.203	0.203	µg/l
Standard deviation	0.0171	-	µg/l
rel. standard deviation	9.59	-	%
n	5	5	-

Parameter oriented report Pesticides H113

Sample: H113B, Parameter: Chlorothalonil Metabolite SYN507900

Graphical presentation of results

Results



Parameter oriented report Pesticides H113

Sample: H113A, Parameter: Chlorothalonil Metabolite
SYN548580

Parameter oriented report

H113 A

**Chlorothalonil Metabolite SYN548580

Unit	µg/l
Assigned value ± U (k=2)	-
Criterion	-
Minimum - Maximum	0.318 - 0.411
Control test value ± U (k=2)	0.2880 ± 0.0719

Labcode	Result	± U	Recovery [%]	z-score	Comments
LC0001	-	-	-	-	
LC0002	-	-	-	-	
LC0003	-	-	-	-	
LC0004	-	-	-	-	
LC0005	-	-	-	-	
LC0006	-	-	-	-	
LC0007	0.411	0.103	-	-	
LC0008	-	-	-	-	
LC0009	-	-	-	-	
LC0010	-	-	-	-	
LC0011	-	-	-	-	
LC0012	-	-	-	-	
LC0013	-	-	-	-	
LC0014	-	-	-	-	
LC0015	0.318	0.057	-	-	
LC0016	-	-	-	-	
LC0017	-	-	-	-	
LC0018	-	-	-	-	
LC0019	-	-	-	-	
LC0020	-	-	-	-	
LC0021	-	-	-	-	
LC0022	-	-	-	-	
LC0023	-	-	-	-	
LC0024	-	-	-	-	

Characteristics of parameter

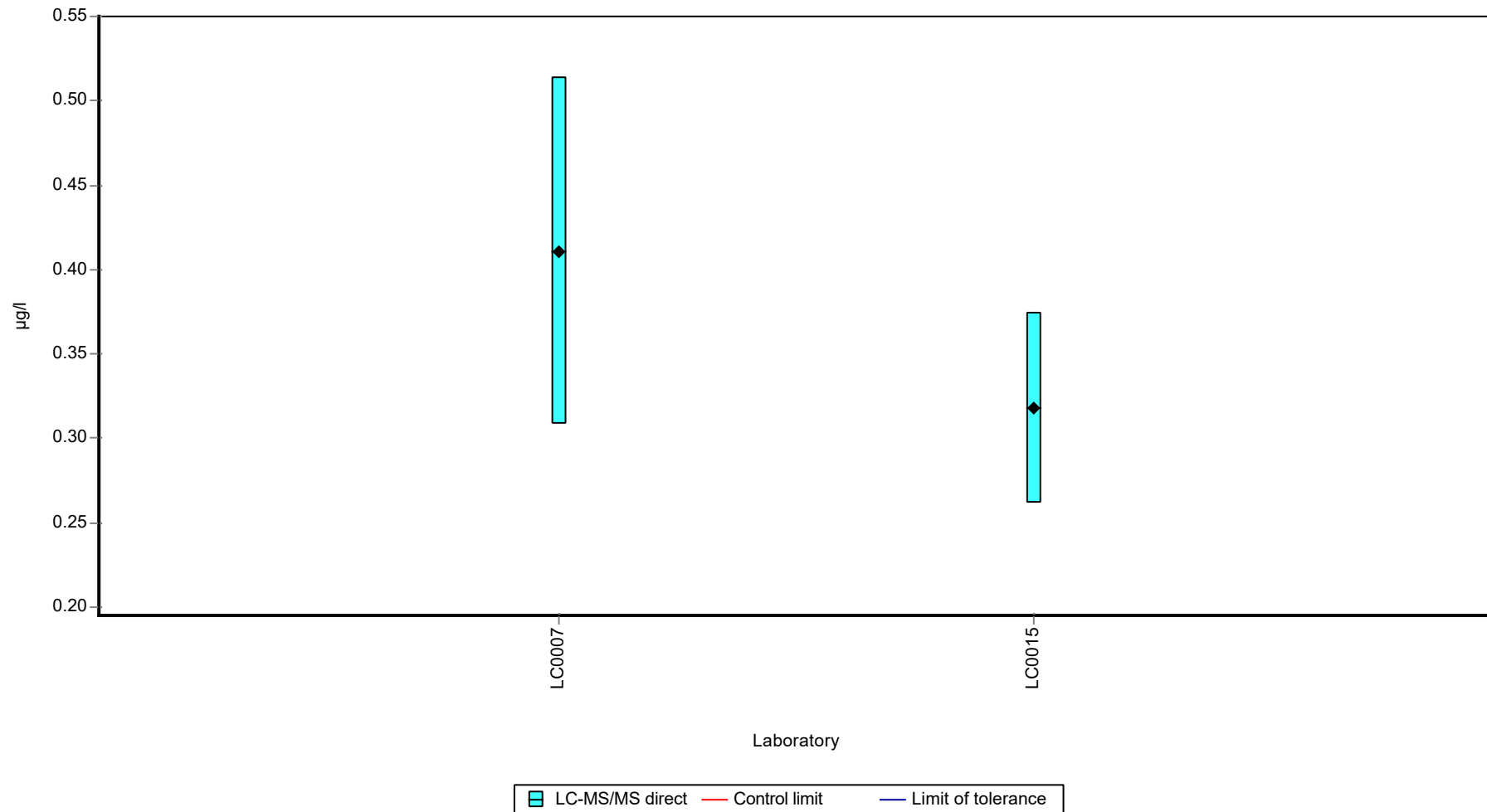
	all results	without outliers	Unit
Mean ± CI (99%)	0.365 ± 0.14	-	µg/l
Minimum	0.318	0.318	µg/l
Maximum	0.411	0.411	µg/l
Standard deviation	0.0658	-	µg/l
rel. standard deviation	18	-	%
n	2	2	-

Parameter oriented report Pesticides H113

Sample: H113A, Parameter: Chlorothalonil Metabolite SYN548580

Graphical presentation of results

Results



Parameter oriented report Pesticides H113

Sample: H113B, Parameter: Chlorothalonil Metabolite
SYN548580

Parameter oriented report

H113 B

**Chlorothalonil Metabolite SYN548580

Unit	µg/l
Assigned value ± U (k=2)	-
Criterion	-
Minimum - Maximum	0.328 - 0.497
Control test value ± U (k=2)	0.3690 ± 0.0923

Labcode	Result	± U	Recovery [%]	z-score	Comments
LC0001	-	-	-	-	
LC0002	-	-	-	-	
LC0003	-	-	-	-	
LC0004	-	-	-	-	
LC0005	-	-	-	-	
LC0006	-	-	-	-	
LC0007	0.497	0.124	-	-	
LC0008	-	-	-	-	
LC0009	-	-	-	-	
LC0010	-	-	-	-	
LC0011	-	-	-	-	
LC0012	-	-	-	-	
LC0013	-	-	-	-	
LC0014	-	-	-	-	
LC0015	0.328	0.059	-	-	
LC0016	-	-	-	-	
LC0017	-	-	-	-	
LC0018	-	-	-	-	
LC0019	-	-	-	-	
LC0020	-	-	-	-	
LC0021	-	-	-	-	
LC0022	-	-	-	-	
LC0023	-	-	-	-	
LC0024	-	-	-	-	

Characteristics of parameter

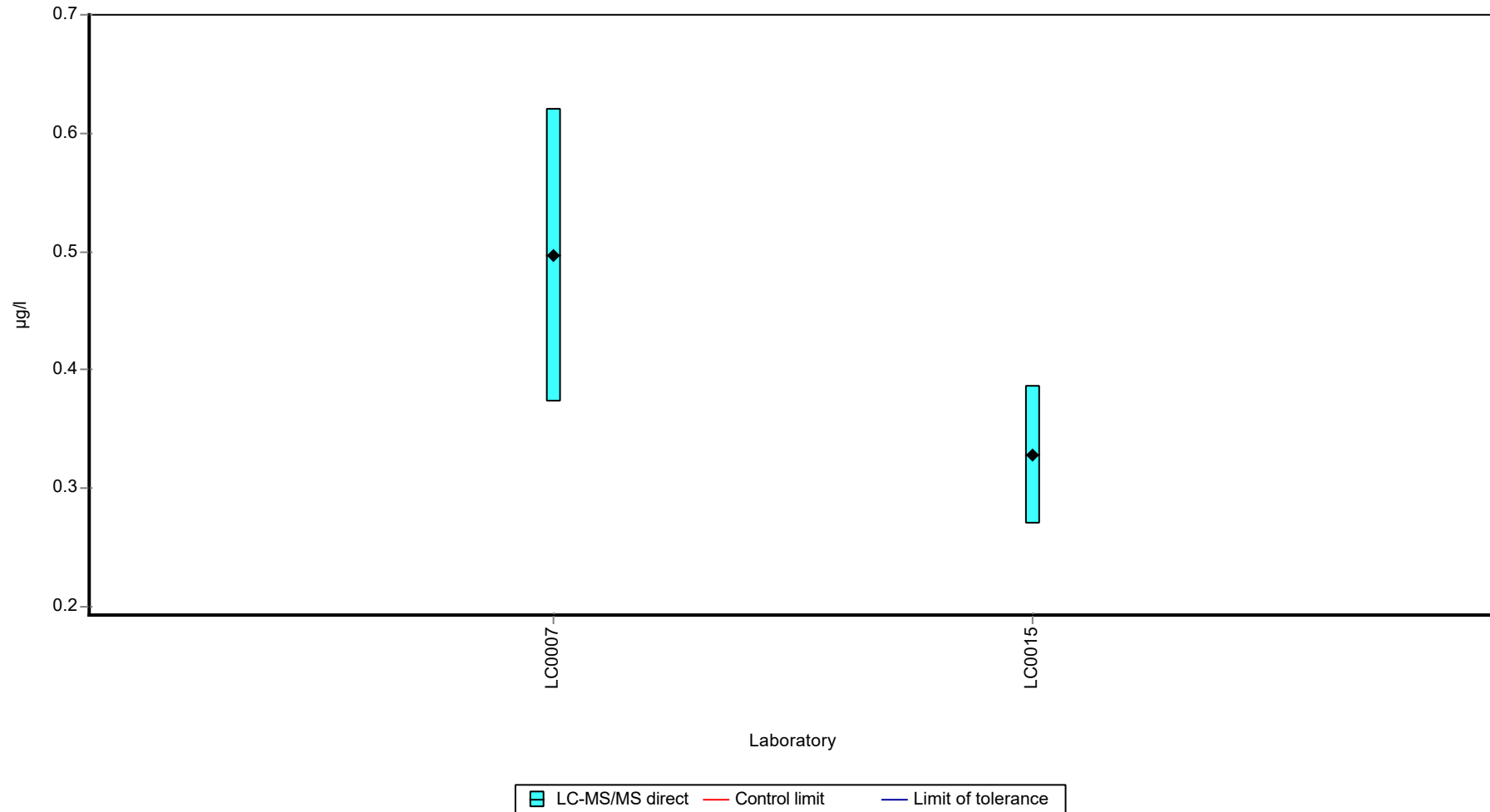
	all results	without outliers	Unit
Mean ± CI (99%)	0.413 ± 0.253	-	µg/l
Minimum	0.328	0.328	µg/l
Maximum	0.497	0.497	µg/l
Standard deviation	0.12	-	µg/l
rel. standard deviation	29	-	%
n	2	2	-

Parameter oriented report Pesticides H113

Sample: H113B, Parameter: Chlorothalonil Metabolite SYN548580

Graphical presentation of results

Results



Parameter oriented report Pesticides H113

Sample: H113A, Parameter: Chlorothalonil Metabolite
SYN548581

Parameter oriented report

H113 A

**Chlorothalonil Metabolite SYN548581

Unit	µg/l
Assigned value ± U (k=2)	-
Criterion	-
Minimum - Maximum	0.313 - 0.49
Control test value ± U (k=2)	0.4740 ± 0.118

Labcode	Result	± U	Recovery [%]	z-score	Comments
LC0001	-	-	-	-	
LC0002	-	-	-	-	
LC0003	-	-	-	-	
LC0004	-	-	-	-	
LC0005	-	-	-	-	
LC0006	-	-	-	-	
LC0007	0.402	0.101	-	-	
LC0008	0.49	0.15	-	-	
LC0009	-	-	-	-	
LC0010	-	-	-	-	
LC0011	-	-	-	-	
LC0012	-	-	-	-	
LC0013	-	-	-	-	
LC0014	-	-	-	-	
LC0015	0.313	0.056	-	-	
LC0016	-	-	-	-	
LC0017	-	-	-	-	
LC0018	-	-	-	-	
LC0019	-	-	-	-	
LC0020	-	-	-	-	
LC0021	-	-	-	-	
LC0022	-	-	-	-	
LC0023	-	-	-	-	
LC0024	-	-	-	-	

Characteristics of parameter

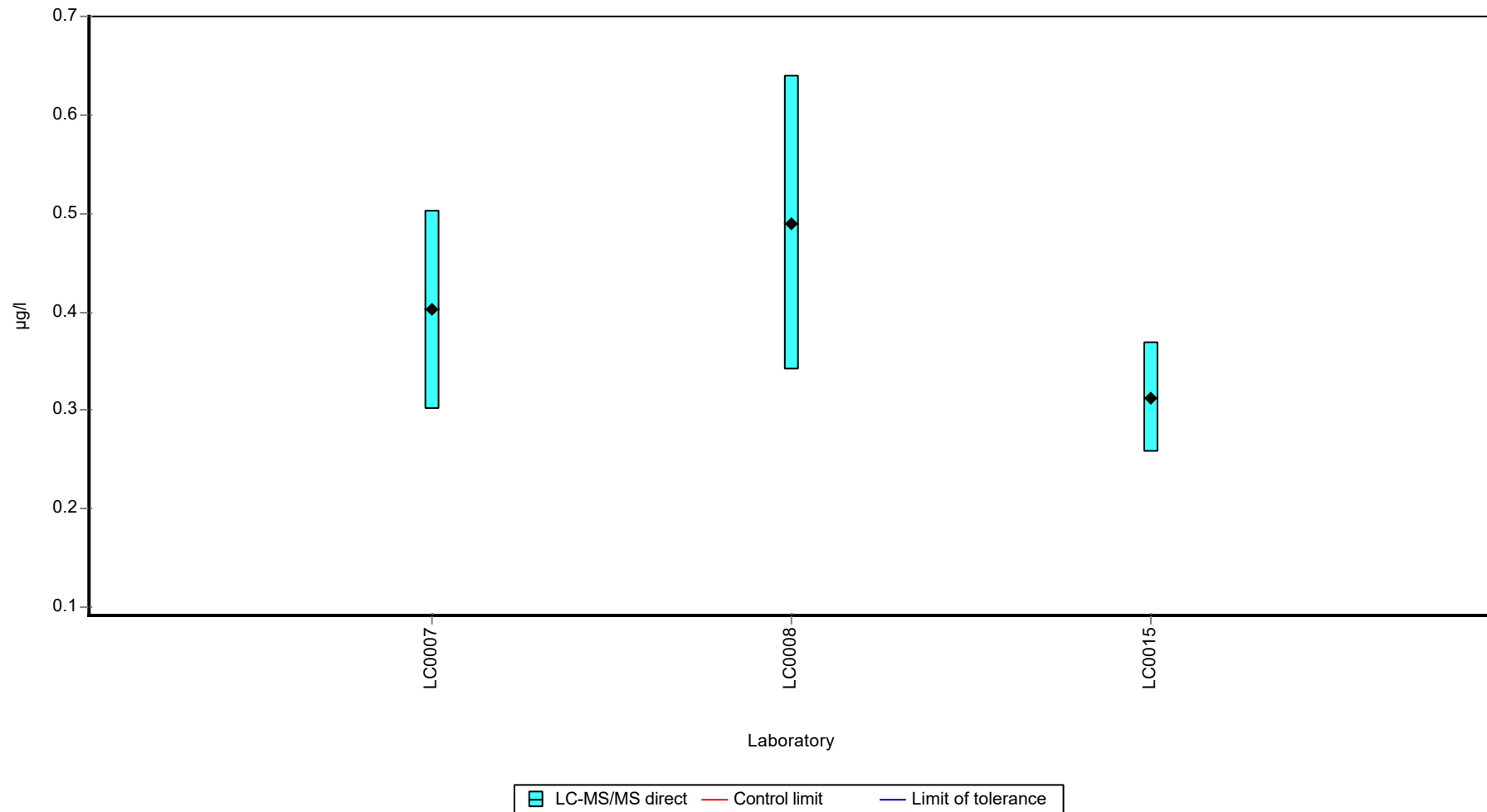
	all results	without outliers	Unit
Mean ± CI (99%)	0.402 ± 0.153	-	µg/l
Minimum	0.313	0.313	µg/l
Maximum	0.49	0.49	µg/l
Standard deviation	0.0885	-	µg/l
rel. standard deviation	22	-	%
n	3	3	-

Parameter oriented report Pesticides H113

Sample: H113A, Parameter: Chlorothalonil Metabolite SYN548581

Graphical presentation of results

Results



Parameter oriented report Pesticides H113

Sample: H113B, Parameter: Chlorothalonil Metabolite
SYN548581

Parameter oriented report

H113 B

**Chlorothalonil Metabolite SYN548581

Unit	µg/l
Assigned value ± U (k=2)	-
Criterion	-
Minimum - Maximum	0.187 - 0.275
Control test value ± U (k=2)	0.2510 ± 0.0628

Labcode	Result	± U	Recovery [%]	z-score	Comments
LC0001	-	-	-	-	
LC0002	-	-	-	-	
LC0003	-	-	-	-	
LC0004	-	-	-	-	
LC0005	-	-	-	-	
LC0006	-	-	-	-	
LC0007	0.228	0.057	-	-	
LC0008	0.275	0.08	-	-	
LC0009	-	-	-	-	
LC0010	-	-	-	-	
LC0011	-	-	-	-	
LC0012	-	-	-	-	
LC0013	-	-	-	-	
LC0014	-	-	-	-	
LC0015	0.187	0.034	-	-	
LC0016	-	-	-	-	
LC0017	-	-	-	-	
LC0018	-	-	-	-	
LC0019	-	-	-	-	
LC0020	-	-	-	-	
LC0021	-	-	-	-	
LC0022	-	-	-	-	
LC0023	-	-	-	-	
LC0024	-	-	-	-	

Characteristics of parameter

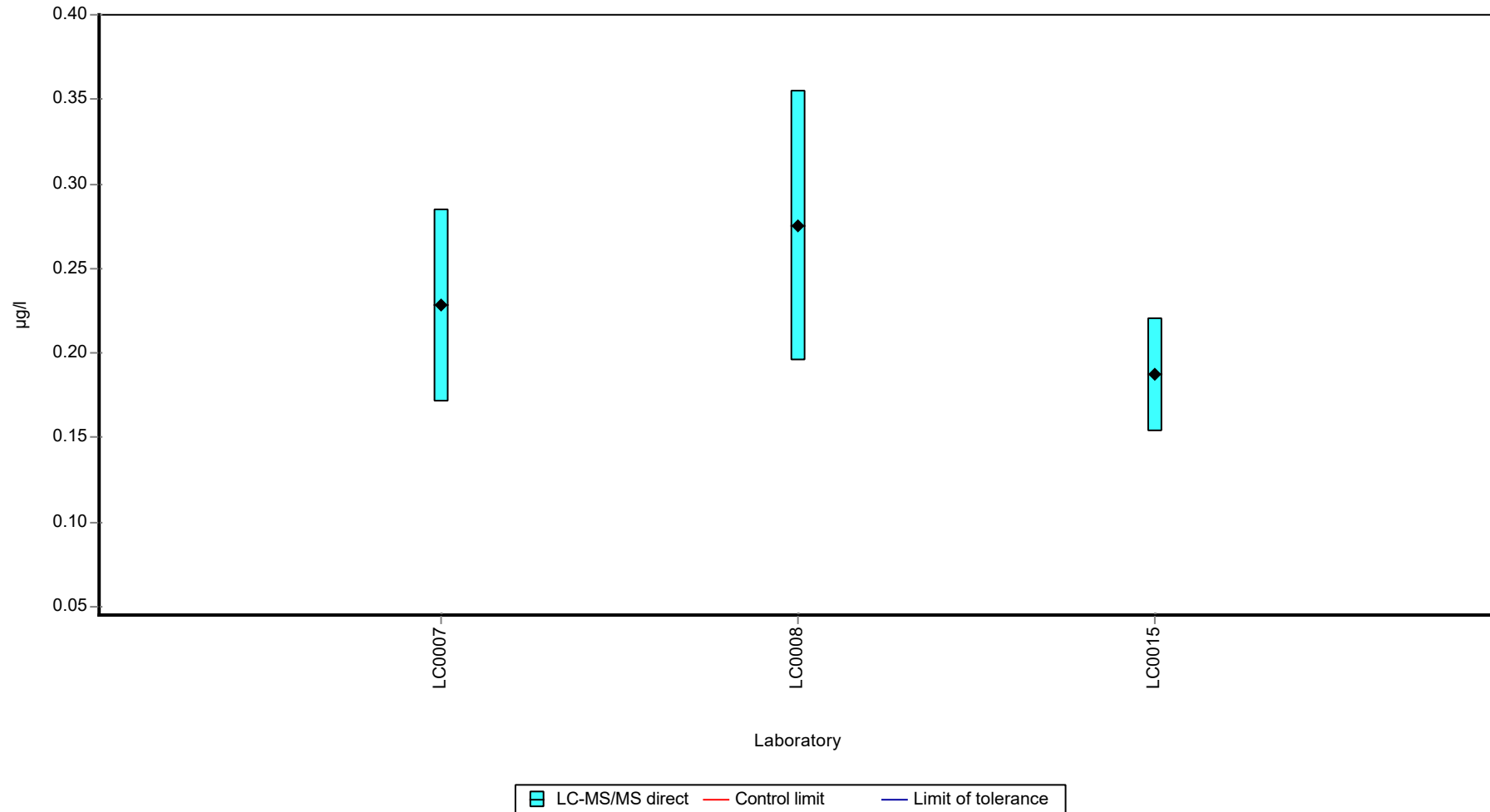
	all results	without outliers	Unit
Mean ± CI (99%)	0.23 ± 0.0763	-	µg/l
Minimum	0.187	0.187	µg/l
Maximum	0.275	0.275	µg/l
Standard deviation	0.044	-	µg/l
rel. standard deviation	19.1	-	%
n	3	3	-

Parameter oriented report Pesticides H113

Sample: H113B, Parameter: Chlorothalonil Metabolite SYN548581

Graphical presentation of results

Results



E8. Labororientierte Auswertung / Laboratory oriented report

Die Labororientierte Auswertung ist nach dem Laborcode sortiert.

The laboratory oriented report is sorted by laboratory code.

Please note:

Following parameters are presented for information only and are outside our scope of accreditation according to EN ISO/IEC 17043:

**Dimethachlor Metabolite - CGA 369873

**Chlorothalonil-4-hydroxy

** Chlorothalonil sulfonic acid (Chlorothalonil-ESA)

**Chlorothalonil Metabolite R471811

**Chlorothalonil Metabolite R611965

**Chlorothalonil Metabolite R611968

**Chlorothalonil Metabolite SYN507900

**Chlorothalonil Metabolite SYN548580

**Chlorothalonil Metabolite SYN548581

Sample: H113A

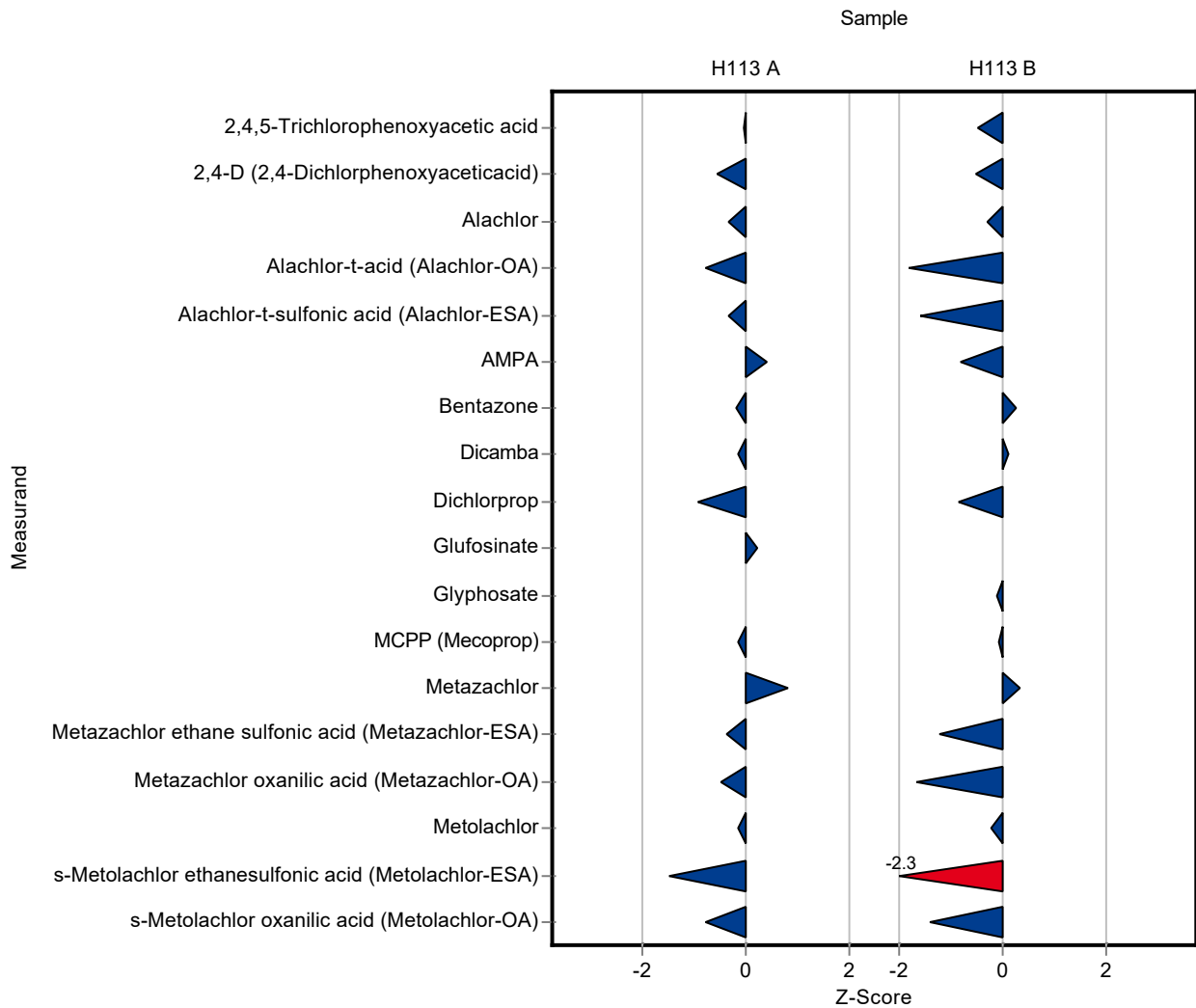
Parameter	Unit	Assigned value ± U (k=2)	Result ± U	Criterion	Recovery [%]	z-Score
2,4,5-Trichlorophenoxyacetic acid	µg/l	0.579 ± 0.0539	0.575 ± 0.173	0.104	99.3	-0.04
2,4-D (2,4-Dichlorophenoxyacetic acid)	µg/l	0.221 ± 0.0163	0.204 ± 0.051	0.031	92.2	-0.56
Alachlor	µg/l	0.379 ± 0.0178	0.365 ± 0.073	0.0455	96.2	-0.32
Alachlor-t-acid (Alachlor-OA)	µg/l	0.155 ± 0.0123	0.137 ± 0.027	0.0232	88.6	-0.76
Alachlor-t-sulfonic acid (Alachlor-ESA)	µg/l	0.406 ± 0.0301	0.388 ± 0.078	0.0528	95.5	-0.35
AMPA	µg/l	0.303 ± 0.0248	0.32 ± 0.08	0.0394	106	0.43
Bentazone	µg/l	0.463 ± 0.0225	0.45 ± 0.09	0.0695	97.2	-0.19
Chlorothalonil Metabolite R611965 (3-carbamyl-2,4,5-trichlorobenzoic acid)	µg/l	0.291 ± 0.0382	- ± -	0.0495	-	-
Chlorothalonil sulfonic acid (Chlorothalonil-ESA)	µg/l	0.678 ± 0.136	- ± -	0.183	-	-
Dicamba	µg/l	0.635 ± 0.0644	0.615 ± 0.123	0.127	96.9	-0.15
Dichlorprop	µg/l	0.741 ± 0.041	0.658 ± 0.132	0.0889	88.8	-0.93
Dimethachlor Metabolite - CGA 369873	µg/l	- ± -	- ± -	-	-	-
Glufosinate	µg/l	0.189 ± 0.0174	0.204 ± 0.051	0.0643	108	0.23
Glyphosate	µg/l	- ± -	<0.03 (LOQ) ± -	-	-	-
MCPP (Mecoprop)	µg/l	0.146 ± 0.00838	0.144 ± 0.029	0.019	98.3	-0.13
Metazachlor	µg/l	0.199 ± 0.0091	0.219 ± 0.044	0.0239	110	0.82
Metazachlor ethane sulfonic acid (Metazachlor-ESA)	µg/l	0.132 ± 0.011	0.123 ± 0.025	0.025	93.4	-0.35
Metazachlor oxanilic acid (Metazachlor-OA)	µg/l	0.49 ± 0.0451	0.44 ± 0.088	0.103	89.8	-0.49
Metolachlor	µg/l	0.283 ± 0.0196	0.277 ± 0.055	0.0424	97.9	-0.14
s-Metolachlor ethanesulfonic acid (Metolachlor-ESA)	µg/l	0.694 ± 0.134	0.487 ± 0.097	0.139	70.2	-1.49
s-Metolachlor oxanilic acid (Metolachlor-OA)	µg/l	0.276 ± 0.0326	0.246 ± 0.049	0.0386	89.3	-0.77
Chlorothalonil-4-hydroxy	µg/l	- ± -	- ± -	-	-	-
Chlorothalonil Metabolite R471811	µg/l	0.135 ± 0.0209	- ± -	0.0311	-	-

Parameter	Unit	Assigned value ± U (k=2)	Result ± U	Criterion	Recovery [%]	z-Score
Chlorothalonil Metabolite R611968	µg/l	- ± -	- ± -	-	-	-
Chlorothalonil Metabolite SYN507900	µg/l	- ± -	- ± -	-	-	-
Chlorothalonil Metabolite SYN548580	µg/l	- ± -	- ± -	-	-	-
Chlorothalonil Metabolite SYN548581	µg/l	- ± -	- ± -	-	-	-

Sample: H113B

Parameter	Unit	Assigned value ± U (k=2)	Result ± U	Criterion	Recovery [%]	z-Score
2,4,5-Trichlorophenoxyacetic acid	µg/l	0.922 ± 0.0983	0.838 ± 0.251	0.166	90.8	-0.51
2,4-D (2,4-Dichlorphenoxyaceticacid)	µg/l	0.589 ± 0.0333	0.546 ± 0.137	0.0824	92.8	-0.52
Alachlor	µg/l	0.72 ± 0.0559	0.694 ± 0.139	0.0864	96.4	-0.30
Alachlor-t-acid (Alachlor-OA)	µg/l	0.744 ± 0.0777	0.538 ± 0.108	0.112	72.3	-1.85
Alachlor-t-sulfonic acid (Alachlor-ESA)	µg/l	0.39 ± 0.0361	0.309 ± 0.062	0.0507	79.3	-1.59
AMPA	µg/l	0.298 ± 0.0135	0.266 ± 0.067	0.0388	89.1	-0.84
Bentazone	µg/l	0.483 ± 0.0234	0.5 ± 0.1	0.0724	104	0.24
Chlorothalonil Metabolite R611965 (3-carbamyl-2,4,5-trichlorobenzoic acid)	µg/l	0.305 ± 0.0342	- ± -	0.0457	-	-
Chlorothalonil sulfonic acid (Chlorothalonil-ESA)	µg/l	0.333 ± 0.0423	- ± -	0.0567	-	-
Dicamba	µg/l	0.235 ± 0.00669	0.24 ± 0.048	0.0469	102	0.11
Dichlorprop	µg/l	0.36 ± 0.0208	0.322 ± 0.064	0.0432	89.5	-0.88
Dimethachlor Metabolite - CGA 369873	µg/l	0.369 ± 0.0435	- ± -	0.0776	-	-
Glufosinate	µg/l	- ± -	0.304 ± 0.076	-	-	-
Glyphosate	µg/l	0.739 ± 0.0169	0.721 ± 0.18	0.148	97.6	-0.12
MCPP (Mecoprop)	µg/l	0.138 ± 0.00484	0.137 ± 0.027	0.018	99	-0.08
Metazachlor	µg/l	0.439 ± 0.0168	0.457 ± 0.091	0.0527	104	0.34
Metazachlor ethane sulfonic acid (Metazachlor-ESA)	µg/l	0.291 ± 0.0291	0.222 ± 0.044	0.0553	76.2	-1.25
Metazachlor oxanilic acid	µg/l	0.232 ± 0.039	0.149 ± 0.03	0.0486	64.3	-1.70

Parameter	Unit	Assigned value ± U (k=2)	Result ± U	Criterion	Recovery [%]	z-Score
(Metazachlor-OA)						
Metolachlor	µg/l	0.814 ± 0.0297	0.787 ± 0.157	0.122	96.7	-0.22
s-Metolachlor ethanesulfonic acid (Metolachlor-ESA)	µg/l	0.196 ± 0.0331	0.104 ± 0.021	0.0391	53.2	-2.34
s-Metolachlor oxanilic acid (Metolachlor-OA)	µg/l	0.642 ± 0.131	0.513 ± 0.103	0.0898	79.9	-1.43
Chlorothalonil-4-hydroxy	µg/l	- ± -	- ± -	-	-	-
Chlorothalonil Metabolite R471811	µg/l	0.739 ± 0.0459	- ± -	0.065	-	-
Chlorothalonil Metabolite R611968	µg/l	- ± -	- ± -	-	-	-
Chlorothalonil Metabolite SYN507900	µg/l	- ± -	- ± -	-	-	-
Chlorothalonil Metabolite SYN548580	µg/l	- ± -	- ± -	-	-	-
Chlorothalonil Metabolite SYN548581	µg/l	- ± -	- ± -	-	-	-



Sample: H113A

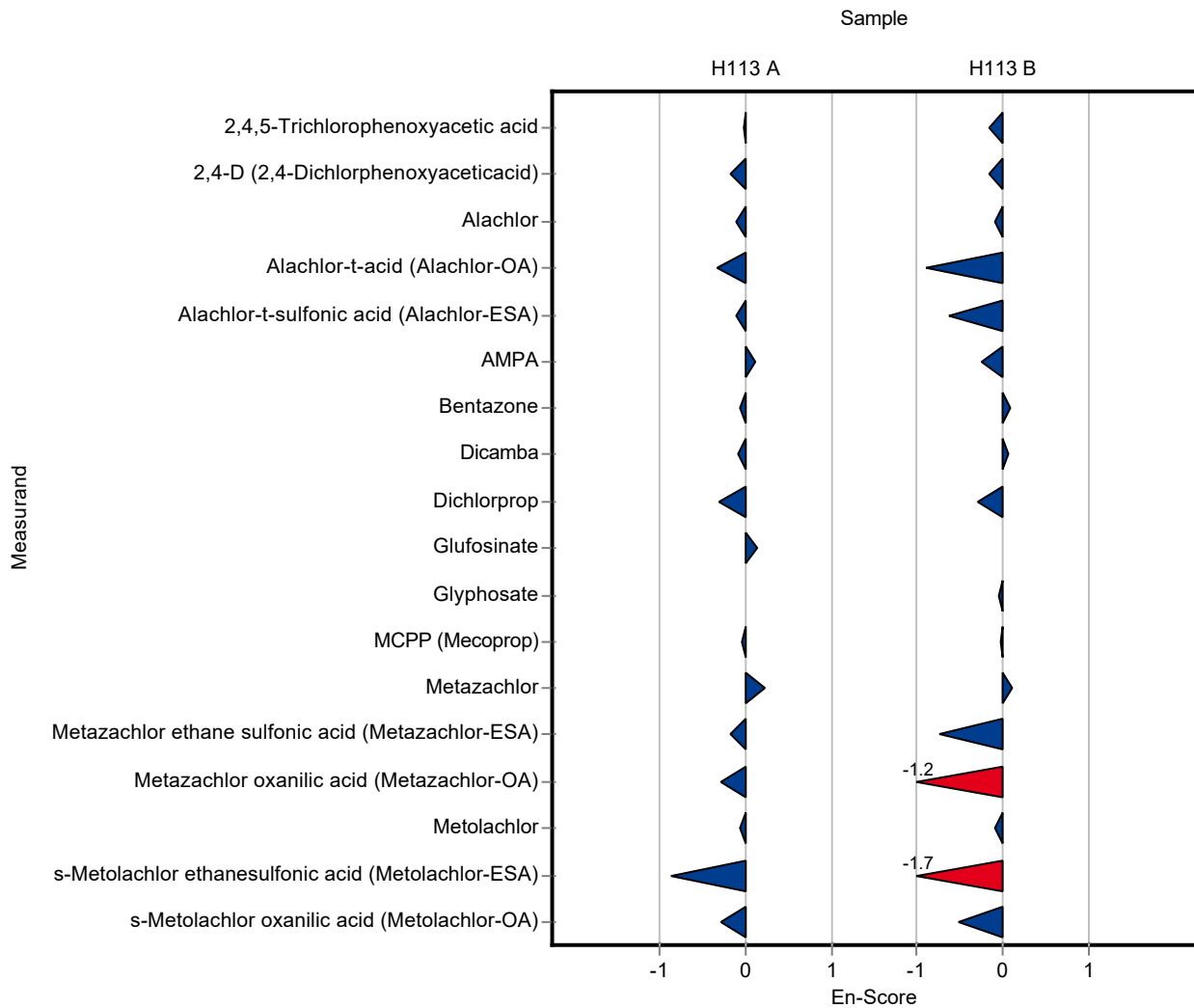
Parameter	Unit	Assigned value ± U (k=2)	Result ± U	Criterion	Recovery [%]	En-Score
2,4,5-Trichlorophenoxyacetic acid	µg/l	0.579 ± 0.0539	0.575 ± 0.173	0.104	99.3	-0.01
2,4-D (2,4-Dichlorphenoxyaceticacid)	µg/l	0.221 ± 0.0163	0.204 ± 0.051	0.031	92.2	-0.17
Alachlor	µg/l	0.379 ± 0.0178	0.365 ± 0.073	0.0455	96.2	-0.10
Alachlor-t-acid (Alachlor-OA)	µg/l	0.155 ± 0.0123	0.137 ± 0.027	0.0232	88.6	-0.32
Alachlor-t-sulfonic acid (Alachlor-ESA)	µg/l	0.406 ± 0.0301	0.388 ± 0.078	0.0528	95.5	-0.11
AMPA	µg/l	0.303 ± 0.0248	0.32 ± 0.08	0.0394	106	0.11
Bentazone	µg/l	0.463 ± 0.0225	0.45 ± 0.09	0.0695	97.2	-0.07
Chlorothalonil Metabolite R611965 (3-carbamyl-2,4,5-trichlorobenzoic acid)	µg/l	0.291 ± 0.0382	- ± -	0.0495	-	-
Chlorothalonil sulfonic acid (Chlorothalonil-ESA)	µg/l	0.678 ± 0.136	- ± -	0.183	-	-
Dicamba	µg/l	0.635 ± 0.0644	0.615 ± 0.123	0.127	96.9	-0.08
Dichlorprop	µg/l	0.741 ± 0.041	0.658 ± 0.132	0.0889	88.8	-0.31
Dimethachlor Metabolite - CGA 369873	µg/l	- ± -	- ± -	-	-	-
Glufosinate	µg/l	0.189 ± 0.0174	0.204 ± 0.051	0.0643	108	0.14
Glyphosate	µg/l	- ± -	<0.03 (LOQ) ± -	-	-	-
MCPP (Mecoprop)	µg/l	0.146 ± 0.00838	0.144 ± 0.029	0.019	98.3	-0.04
Metazachlor	µg/l	0.199 ± 0.0091	0.219 ± 0.044	0.0239	110	0.22
Metazachlor ethane sulfonic acid (Metazachlor-ESA)	µg/l	0.132 ± 0.011	0.123 ± 0.025	0.025	93.4	-0.17
Metazachlor oxanilic acid (Metazachlor-OA)	µg/l	0.49 ± 0.0451	0.44 ± 0.088	0.103	89.8	-0.28
Metolachlor	µg/l	0.283 ± 0.0196	0.277 ± 0.055	0.0424	97.9	-0.05
s-Metolachlor ethanesulfonic acid (Metolachlor-ESA)	µg/l	0.694 ± 0.134	0.487 ± 0.097	0.139	70.2	-0.88
s-Metolachlor oxanilic acid (Metolachlor-OA)	µg/l	0.276 ± 0.0326	0.246 ± 0.049	0.0386	89.3	-0.29
Chlorothalonil-4-hydroxy	µg/l	- ± -	- ± -	-	-	-
Chlorothalonil Metabolite R471811	µg/l	0.135 ± 0.0209	- ± -	0.0311	-	-

Parameter	Unit	Assigned value ± U (k=2)	Result ± U	Criterion	Recovery [%]	En-Score
Chlorothalonil Metabolite R611968	µg/l	- ± -	- ± -	-	-	-
Chlorothalonil Metabolite SYN507900	µg/l	- ± -	- ± -	-	-	-
Chlorothalonil Metabolite SYN548580	µg/l	- ± -	- ± -	-	-	-
Chlorothalonil Metabolite SYN548581	µg/l	- ± -	- ± -	-	-	-

Sample: H113B

Parameter	Unit	Assigned value ± U (k=2)	Result ± U	Criterion	Recovery [%]	En-Score
2,4,5-Trichlorophenoxyacetic acid	µg/l	0.922 ± 0.0983	0.838 ± 0.251	0.166	90.8	-0.17
2,4-D (2,4-Dichlorphenoxyaceticacid)	µg/l	0.589 ± 0.0333	0.546 ± 0.137	0.0824	92.8	-0.15
Alachlor	µg/l	0.72 ± 0.0559	0.694 ± 0.139	0.0864	96.4	-0.09
Alachlor-t-acid (Alachlor-OA)	µg/l	0.744 ± 0.0777	0.538 ± 0.108	0.112	72.3	-0.90
Alachlor-t-sulfonic acid (Alachlor-ESA)	µg/l	0.39 ± 0.0361	0.309 ± 0.062	0.0507	79.3	-0.63
AMPA	µg/l	0.298 ± 0.0135	0.266 ± 0.067	0.0388	89.1	-0.24
Bentazone	µg/l	0.483 ± 0.0234	0.5 ± 0.1	0.0724	104	0.08
Chlorothalonil Metabolite R611965 (3-carbamyl-2,4,5-trichlorobenzoic acid)	µg/l	0.305 ± 0.0342	- ± -	0.0457	-	-
Chlorothalonil sulfonic acid (Chlorothalonil-ESA)	µg/l	0.333 ± 0.0423	- ± -	0.0567	-	-
Dicamba	µg/l	0.235 ± 0.00669	0.24 ± 0.048	0.0469	102	0.06
Dichlorprop	µg/l	0.36 ± 0.0208	0.322 ± 0.064	0.0432	89.5	-0.29
Dimethachlor Metabolite - CGA 369873	µg/l	0.369 ± 0.0435	- ± -	0.0776	-	-
Glufosinate	µg/l	- ± -	0.304 ± 0.076	-	-	-
Glyphosate	µg/l	0.739 ± 0.0169	0.721 ± 0.18	0.148	97.6	-0.05
MCPP (Mecoprop)	µg/l	0.138 ± 0.00484	0.137 ± 0.027	0.018	99	-0.03
Metazachlor	µg/l	0.439 ± 0.0168	0.457 ± 0.091	0.0527	104	0.10
Metazachlor ethane sulfonic acid (Metazachlor-ESA)	µg/l	0.291 ± 0.0291	0.222 ± 0.044	0.0553	76.2	-0.75

Parameter	Unit	Assigned value ± U (k=2)	Result ± U	Criterion	Recovery [%]	En-Score
Metazachlor oxanilic acid (Metazachlor-OA)	µg/l	0.232 ± 0.039	0.149 ± 0.03	0.0486	64.3	-1.15
Metolachlor	µg/l	0.814 ± 0.0297	0.787 ± 0.157	0.122	96.7	-0.09
s-Metolachlor ethanesulfonic acid (Metolachlor-ESA)	µg/l	0.196 ± 0.0331	0.104 ± 0.021	0.0391	53.2	-1.71
s-Metolachlor oxanilic acid (Metolachlor-OA)	µg/l	0.642 ± 0.131	0.513 ± 0.103	0.0898	79.9	-0.53
Chlorothalonil-4-hydroxy	µg/l	- ± -	- ± -	-	-	-
Chlorothalonil Metabolite R471811	µg/l	0.739 ± 0.0459	- ± -	0.065	-	-
Chlorothalonil Metabolite R611968	µg/l	- ± -	- ± -	-	-	-
Chlorothalonil Metabolite SYN507900	µg/l	- ± -	- ± -	-	-	-
Chlorothalonil Metabolite SYN548580	µg/l	- ± -	- ± -	-	-	-
Chlorothalonil Metabolite SYN548581	µg/l	- ± -	- ± -	-	-	-



Sample: H113A

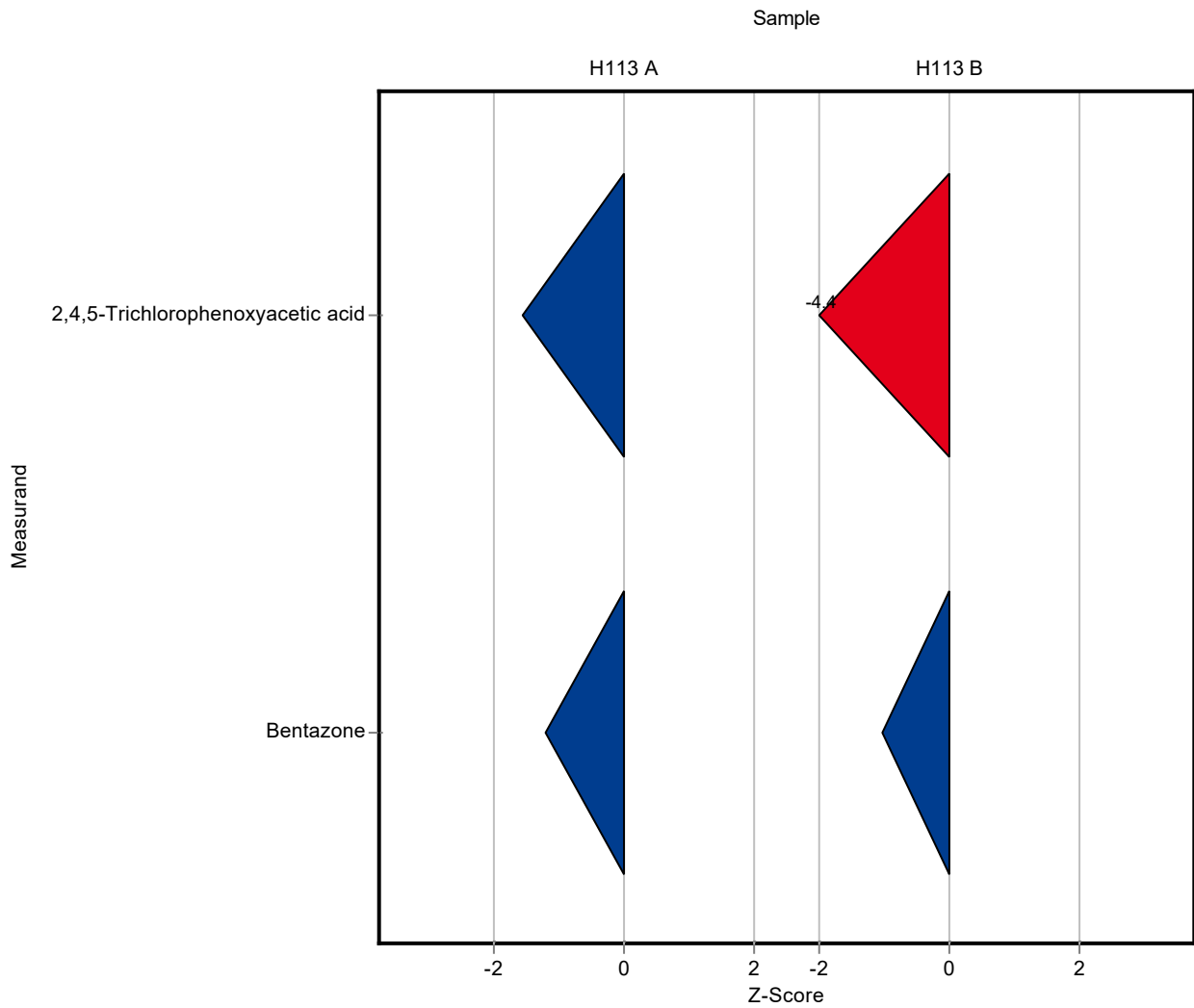
Parameter	Unit	Assigned value ± U (k=2)	Result ± U	Criterion	Recovery [%]	z-Score
2,4,5-Trichlorophenoxyacetic acid	µg/l	0.579 ± 0.0539	0.4185 ± 0.042	0.104	72.2	-1.54
2,4-D (2,4-Dichlorphenoxyaceticacid)	µg/l	0.221 ± 0.0163	- ± -	0.031	-	-
Alachlor	µg/l	0.379 ± 0.0178	- ± -	0.0455	-	-
Alachlor-t-acid (Alachlor-OA)	µg/l	0.155 ± 0.0123	- ± -	0.0232	-	-
Alachlor-t-sulfonic acid (Alachlor-ESA)	µg/l	0.406 ± 0.0301	- ± -	0.0528	-	-
AMPA	µg/l	0.303 ± 0.0248	- ± -	0.0394	-	-
Bentazone	µg/l	0.463 ± 0.0225	0.3806 ± 0.032	0.0695	82.2	-1.19
Chlorothalonil Metabolite R611965 (3-carbamyl-2,4,5-trichlorobenzoic acid)	µg/l	0.291 ± 0.0382	- ± -	0.0495	-	-
Chlorothalonil sulfonic acid (Chlorothalonil-ESA)	µg/l	0.678 ± 0.136	- ± -	0.183	-	-
Dicamba	µg/l	0.635 ± 0.0644	- ± -	0.127	-	-
Dichlorprop	µg/l	0.741 ± 0.041	- ± -	0.0889	-	-
Dimethachlor Metabolite - CGA 369873	µg/l	- ± -	- ± -	-	-	-
Glufosinate	µg/l	0.189 ± 0.0174	- ± -	0.0643	-	-
Glyphosate	µg/l	- ± -	- ± -	-	-	-
MCPP (Mecoprop)	µg/l	0.146 ± 0.00838	- ± -	0.019	-	-
Metazachlor	µg/l	0.199 ± 0.0091	- ± -	0.0239	-	-
Metazachlor ethane sulfonic acid (Metazachlor-ESA)	µg/l	0.132 ± 0.011	- ± -	0.025	-	-
Metazachlor oxanilic acid (Metazachlor-OA)	µg/l	0.49 ± 0.0451	- ± -	0.103	-	-
Metolachlor	µg/l	0.283 ± 0.0196	- ± -	0.0424	-	-
s-Metolachlor ethanesulfonic acid (Metolachlor-ESA)	µg/l	0.694 ± 0.134	- ± -	0.139	-	-
s-Metolachlor oxanilic acid (Metolachlor-OA)	µg/l	0.276 ± 0.0326	- ± -	0.0386	-	-
Chlorothalonil-4-hydroxy	µg/l	- ± -	- ± -	-	-	-
Chlorothalonil Metabolite R471811	µg/l	0.135 ± 0.0209	- ± -	0.0311	-	-

Parameter	Unit	Assigned value ± U (k=2)	Result ± U	Criterion	Recovery [%]	z-Score
Chlorothalonil Metabolite R611968	µg/l	- ± -	- ± -	-	-	-
Chlorothalonil Metabolite SYN507900	µg/l	- ± -	- ± -	-	-	-
Chlorothalonil Metabolite SYN548580	µg/l	- ± -	- ± -	-	-	-
Chlorothalonil Metabolite SYN548581	µg/l	- ± -	- ± -	-	-	-

Sample: H113B

Parameter	Unit	Assigned value ± U (k=2)	Result ± U	Criterion	Recovery [%]	z-Score
2,4,5-Trichlorophenoxyacetic acid	µg/l	0.922 ± 0.0983	0.1901 ± 0.042	0.166	20.6	-4.41
2,4-D (2,4-Dichlorphenoxyaceticacid)	µg/l	0.589 ± 0.0333	- ± -	0.0824	-	-
Alachlor	µg/l	0.72 ± 0.0559	- ± -	0.0864	-	-
Alachlor-t-acid (Alachlor-OA)	µg/l	0.744 ± 0.0777	- ± -	0.112	-	-
Alachlor-t-sulfonic acid (Alachlor-ESA)	µg/l	0.39 ± 0.0361	- ± -	0.0507	-	-
AMPA	µg/l	0.298 ± 0.0135	- ± -	0.0388	-	-
Bentazone	µg/l	0.483 ± 0.0234	0.4074 ± 0.032	0.0724	84.4	-1.04
Chlorothalonil Metabolite R611965 (3-carbamyl-2,4,5-trichlorobenzoic acid)	µg/l	0.305 ± 0.0342	- ± -	0.0457	-	-
Chlorothalonil sulfonic acid (Chlorothalonil-ESA)	µg/l	0.333 ± 0.0423	- ± -	0.0567	-	-
Dicamba	µg/l	0.235 ± 0.00669	- ± -	0.0469	-	-
Dichlorprop	µg/l	0.36 ± 0.0208	- ± -	0.0432	-	-
Dimethachlor Metabolite - CGA 369873	µg/l	0.369 ± 0.0435	- ± -	0.0776	-	-
Glufosinate	µg/l	- ± -	- ± -	-	-	-
Glyphosate	µg/l	0.739 ± 0.0169	- ± -	0.148	-	-
MCPP (Mecoprop)	µg/l	0.138 ± 0.00484	- ± -	0.018	-	-
Metazachlor	µg/l	0.439 ± 0.0168	- ± -	0.0527	-	-
Metazachlor ethane sulfonic acid (Metazachlor-ESA)	µg/l	0.291 ± 0.0291	- ± -	0.0553	-	-
Metazachlor oxanilic acid	µg/l	0.232 ± 0.039	- ± -	0.0486	-	-

Parameter	Unit	Assigned value ± U (k=2)	Result ± U	Criterion Recovery [%]	z-Score
(Metazachlor-OA)					
Metolachlor	µg/l	0.814 ± 0.0297	- ± -	0.122	-
s-Metolachlor ethanesulfonic acid (Metolachlor-ESA)	µg/l	0.196 ± 0.0331	- ± -	0.0391	-
s-Metolachlor oxanilic acid (Metolachlor-OA)	µg/l	0.642 ± 0.131	- ± -	0.0898	-
Chlorothalonil-4-hydroxy	µg/l	- ± -	- ± -	-	-
Chlorothalonil Metabolite R471811	µg/l	0.739 ± 0.0459	- ± -	0.065	-
Chlorothalonil Metabolite R611968	µg/l	- ± -	- ± -	-	-
Chlorothalonil Metabolite SYN507900	µg/l	- ± -	- ± -	-	-
Chlorothalonil Metabolite SYN548580	µg/l	- ± -	- ± -	-	-
Chlorothalonil Metabolite SYN548581	µg/l	- ± -	- ± -	-	-



Sample: H113A

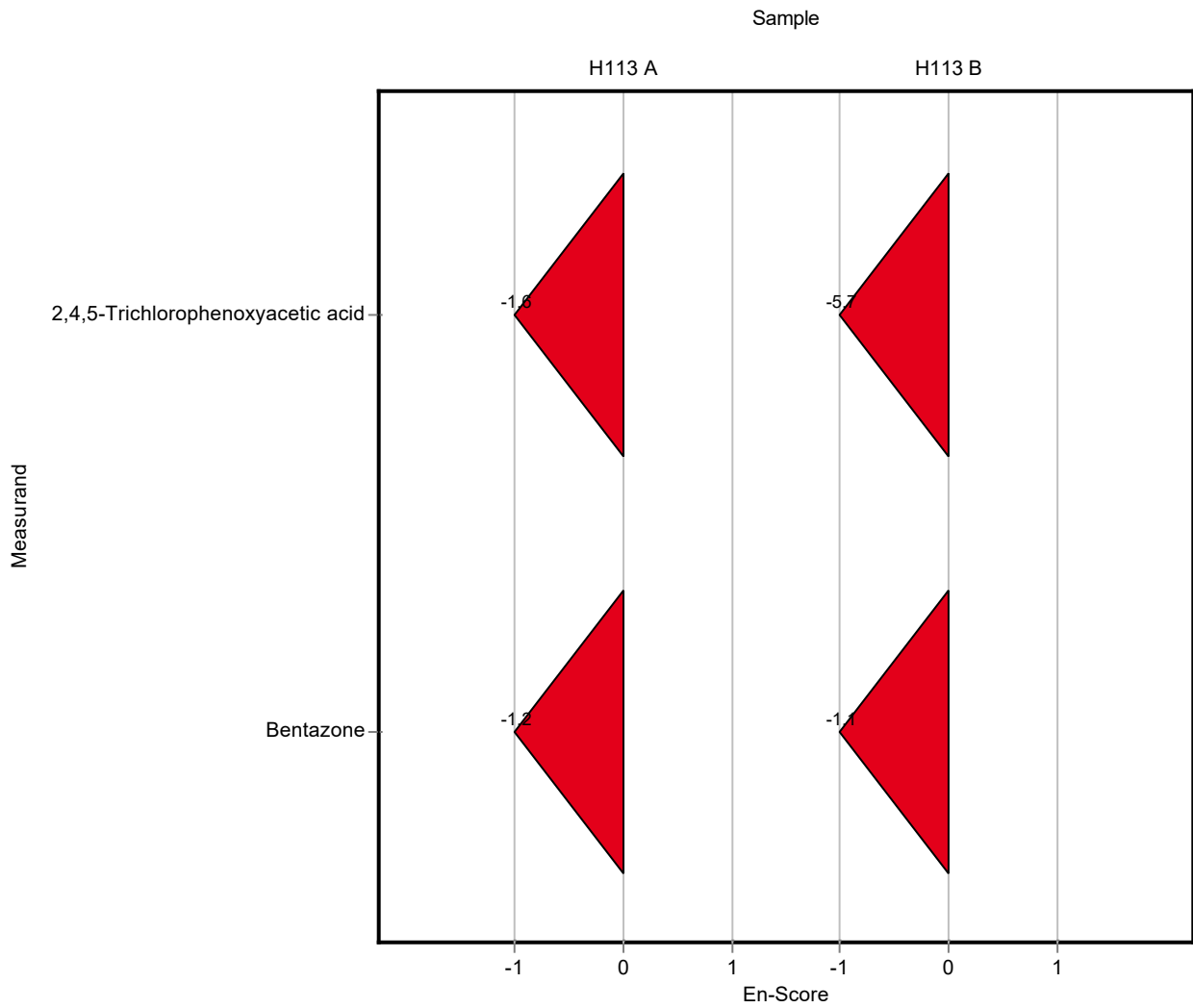
Parameter	Unit	Assigned value ± U (k=2)	Result ± U	Criterion	Recovery [%]	En-Score
2,4,5-Trichlorophenoxyacetic acid	µg/l	0.579 ± 0.0539	0.4185 ± 0.042	0.104	72.2	-1.61
2,4-D (2,4-Dichlorphenoxyaceticacid)	µg/l	0.221 ± 0.0163	- ± -	0.031	-	-
Alachlor	µg/l	0.379 ± 0.0178	- ± -	0.0455	-	-
Alachlor-t-acid (Alachlor-OA)	µg/l	0.155 ± 0.0123	- ± -	0.0232	-	-
Alachlor-t-sulfonic acid (Alachlor-ESA)	µg/l	0.406 ± 0.0301	- ± -	0.0528	-	-
AMPA	µg/l	0.303 ± 0.0248	- ± -	0.0394	-	-
Bentazone	µg/l	0.463 ± 0.0225	0.3806 ± 0.032	0.0695	82.2	-1.22
Chlorothalonil Metabolite R611965 (3-carbamyl-2,4,5-trichlorobenzoic acid)	µg/l	0.291 ± 0.0382	- ± -	0.0495	-	-
Chlorothalonil sulfonic acid (Chlorothalonil-ESA)	µg/l	0.678 ± 0.136	- ± -	0.183	-	-
Dicamba	µg/l	0.635 ± 0.0644	- ± -	0.127	-	-
Dichlorprop	µg/l	0.741 ± 0.041	- ± -	0.0889	-	-
Dimethachlor Metabolite - CGA 369873	µg/l	- ± -	- ± -	-	-	-
Glufosinate	µg/l	0.189 ± 0.0174	- ± -	0.0643	-	-
Glyphosate	µg/l	- ± -	- ± -	-	-	-
MCPP (Mecoprop)	µg/l	0.146 ± 0.00838	- ± -	0.019	-	-
Metazachlor	µg/l	0.199 ± 0.0091	- ± -	0.0239	-	-
Metazachlor ethane sulfonic acid (Metazachlor-ESA)	µg/l	0.132 ± 0.011	- ± -	0.025	-	-
Metazachlor oxanilic acid (Metazachlor-OA)	µg/l	0.49 ± 0.0451	- ± -	0.103	-	-
Metolachlor	µg/l	0.283 ± 0.0196	- ± -	0.0424	-	-
s-Metolachlor ethanesulfonic acid (Metolachlor-ESA)	µg/l	0.694 ± 0.134	- ± -	0.139	-	-
s-Metolachlor oxanilic acid (Metolachlor-OA)	µg/l	0.276 ± 0.0326	- ± -	0.0386	-	-
Chlorothalonil-4-hydroxy	µg/l	- ± -	- ± -	-	-	-
Chlorothalonil Metabolite R471811	µg/l	0.135 ± 0.0209	- ± -	0.0311	-	-

Parameter	Unit	Assigned value ± U (k=2)	Result ± U	Criterion	Recovery [%]	En-Score
Chlorothalonil Metabolite R611968	µg/l	- ± -	- ± -	-	-	-
Chlorothalonil Metabolite SYN507900	µg/l	- ± -	- ± -	-	-	-
Chlorothalonil Metabolite SYN548580	µg/l	- ± -	- ± -	-	-	-
Chlorothalonil Metabolite SYN548581	µg/l	- ± -	- ± -	-	-	-

Sample: H113B

Parameter	Unit	Assigned value ± U (k=2)	Result ± U	Criterion	Recovery [%]	En-Score
2,4,5-Trichlorophenoxyacetic acid	µg/l	0.922 ± 0.0983	0.1901 ± 0.042	0.166	20.6	-5.66
2,4-D (2,4-Dichlorphenoxyaceticacid)	µg/l	0.589 ± 0.0333	- ± -	0.0824	-	-
Alachlor	µg/l	0.72 ± 0.0559	- ± -	0.0864	-	-
Alachlor-t-acid (Alachlor-OA)	µg/l	0.744 ± 0.0777	- ± -	0.112	-	-
Alachlor-t-sulfonic acid (Alachlor-ESA)	µg/l	0.39 ± 0.0361	- ± -	0.0507	-	-
AMPA	µg/l	0.298 ± 0.0135	- ± -	0.0388	-	-
Bentazone	µg/l	0.483 ± 0.0234	0.4074 ± 0.032	0.0724	84.4	-1.11
Chlorothalonil Metabolite R611965 (3-carbamyl-2,4,5-trichlorobenzoic acid)	µg/l	0.305 ± 0.0342	- ± -	0.0457	-	-
Chlorothalonil sulfonic acid (Chlorothalonil-ESA)	µg/l	0.333 ± 0.0423	- ± -	0.0567	-	-
Dicamba	µg/l	0.235 ± 0.00669	- ± -	0.0469	-	-
Dichlorprop	µg/l	0.36 ± 0.0208	- ± -	0.0432	-	-
Dimethachlor Metabolite - CGA 369873	µg/l	0.369 ± 0.0435	- ± -	0.0776	-	-
Glufosinate	µg/l	- ± -	- ± -	-	-	-
Glyphosate	µg/l	0.739 ± 0.0169	- ± -	0.148	-	-
MCP (Mecoprop)	µg/l	0.138 ± 0.00484	- ± -	0.018	-	-
Metazachlor	µg/l	0.439 ± 0.0168	- ± -	0.0527	-	-
Metazachlor ethane sulfonic acid (Metazachlor-ESA)	µg/l	0.291 ± 0.0291	- ± -	0.0553	-	-

Parameter	Unit	Assigned value ± U (k=2)	Result ± U	Criterion Recovery [%]	En-Score
Metazachlor oxanilic acid (Metazachlor-OA)	µg/l	0.232 ± 0.039	- ± -	0.0486	-
Metolachlor	µg/l	0.814 ± 0.0297	- ± -	0.122	-
s-Metolachlor ethanesulfonic acid (Metolachlor-ESA)	µg/l	0.196 ± 0.0331	- ± -	0.0391	-
s-Metolachlor oxanilic acid (Metolachlor-OA)	µg/l	0.642 ± 0.131	- ± -	0.0898	-
Chlorothalonil-4-hydroxy	µg/l	- ± -	- ± -	-	-
Chlorothalonil Metabolite R471811	µg/l	0.739 ± 0.0459	- ± -	0.065	-
Chlorothalonil Metabolite R611968	µg/l	- ± -	- ± -	-	-
Chlorothalonil Metabolite SYN507900	µg/l	- ± -	- ± -	-	-
Chlorothalonil Metabolite SYN548580	µg/l	- ± -	- ± -	-	-
Chlorothalonil Metabolite SYN548581	µg/l	- ± -	- ± -	-	-



Sample: H113A

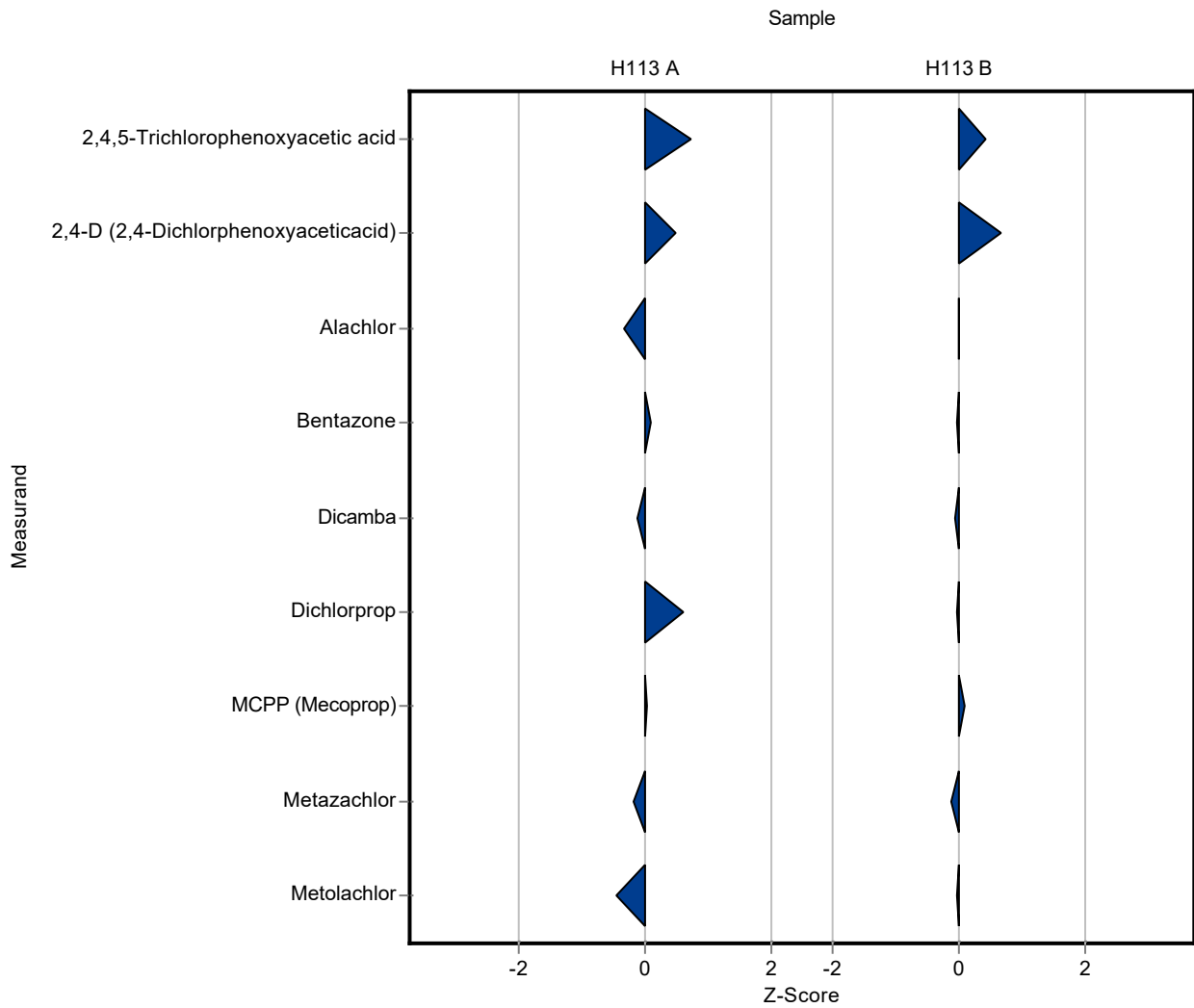
Parameter	Unit	Assigned value ± U (k=2)	Result ± U	Criterion	Recovery [%]	z-Score
2,4,5-Trichlorophenoxyacetic acid	µg/l	0.579 ± 0.0539	0.656 ± 0.16	0.104	113	0.74
2,4-D (2,4-Dichlorphenoxyaceticacid)	µg/l	0.221 ± 0.0163	0.236 ± 0.072	0.031	107	0.48
Alachlor	µg/l	0.379 ± 0.0178	0.364 ± 0.073	0.0455	95.9	-0.34
Alachlor-t-acid (Alachlor-OA)	µg/l	0.155 ± 0.0123	- ± -	0.0232	-	-
Alachlor-t-sulfonic acid (Alachlor-ESA)	µg/l	0.406 ± 0.0301	- ± -	0.0528	-	-
AMPA	µg/l	0.303 ± 0.0248	- ± -	0.0394	-	-
Bentazone	µg/l	0.463 ± 0.0225	0.47 ± 0.13	0.0695	101	0.10
Chlorothalonil Metabolite R611965 (3-carbamyl-2,4,5-trichlorobenzoic acid)	µg/l	0.291 ± 0.0382	- ± -	0.0495	-	-
Chlorothalonil sulfonic acid (Chlorothalonil-ESA)	µg/l	0.678 ± 0.136	- ± -	0.183	-	-
Dicamba	µg/l	0.635 ± 0.0644	0.619 ± 0.19	0.127	97.6	-0.12
Dichlorprop	µg/l	0.741 ± 0.041	0.794 ± 0.22	0.0889	107	0.60
Dimethachlor Metabolite - CGA 369873	µg/l	- ± -	- ± -	-	-	-
Glufosinate	µg/l	0.189 ± 0.0174	- ± -	0.0643	-	-
Glyphosate	µg/l	- ± -	- ± -	-	-	-
MCPP (Mecoprop)	µg/l	0.146 ± 0.00838	0.147 ± 0.042	0.019	100	0.03
Metazachlor	µg/l	0.199 ± 0.0091	0.195 ± 0.063	0.0239	97.8	-0.19
Metazachlor ethane sulfonic acid (Metazachlor-ESA)	µg/l	0.132 ± 0.011	- ± -	0.025	-	-
Metazachlor oxanilic acid (Metazachlor-OA)	µg/l	0.49 ± 0.0451	- ± -	0.103	-	-
Metolachlor	µg/l	0.283 ± 0.0196	0.263 ± 0.039	0.0424	93	-0.47
s-Metolachlor ethanesulfonic acid (Metolachlor-ESA)	µg/l	0.694 ± 0.134	- ± -	0.139	-	-
s-Metolachlor oxanilic acid (Metolachlor-OA)	µg/l	0.276 ± 0.0326	- ± -	0.0386	-	-
Chlorothalonil-4-hydroxy	µg/l	- ± -	- ± -	-	-	-
Chlorothalonil Metabolite R471811	µg/l	0.135 ± 0.0209	- ± -	0.0311	-	-

Parameter	Unit	Assigned value ± U (k=2)	Result ± U	Criterion	Recovery [%]	z-Score
Chlorothalonil Metabolite R611968	µg/l	- ± -	- ± -	-	-	-
Chlorothalonil Metabolite SYN507900	µg/l	- ± -	- ± -	-	-	-
Chlorothalonil Metabolite SYN548580	µg/l	- ± -	- ± -	-	-	-
Chlorothalonil Metabolite SYN548581	µg/l	- ± -	- ± -	-	-	-

Sample: H113B

Parameter	Unit	Assigned value ± U (k=2)	Result ± U	Criterion	Recovery [%]	z-Score
2,4,5-Trichlorophenoxyacetic acid	µg/l	0.922 ± 0.0983	0.992 ± 0.24	0.166	108	0.42
2,4-D (2,4-Dichlorphenoxyaceticacid)	µg/l	0.589 ± 0.0333	0.644 ± 0.2	0.0824	109	0.67
Alachlor	µg/l	0.72 ± 0.0559	0.72 ± 0.14	0.0864	100	0.00
Alachlor-t-acid (Alachlor-OA)	µg/l	0.744 ± 0.0777	- ± -	0.112	-	-
Alachlor-t-sulfonic acid (Alachlor-ESA)	µg/l	0.39 ± 0.0361	- ± -	0.0507	-	-
AMPA	µg/l	0.298 ± 0.0135	- ± -	0.0388	-	-
Bentazone	µg/l	0.483 ± 0.0234	0.481 ± 0.13	0.0724	99.6	-0.03
Chlorothalonil Metabolite R611965 (3-carbamyl-2,4,5-trichlorobenzoic acid)	µg/l	0.305 ± 0.0342	- ± -	0.0457	-	-
Chlorothalonil sulfonic acid (Chlorothalonil-ESA)	µg/l	0.333 ± 0.0423	- ± -	0.0567	-	-
Dicamba	µg/l	0.235 ± 0.00669	0.232 ± 0.07	0.0469	98.9	-0.06
Dichlorprop	µg/l	0.36 ± 0.0208	0.359 ± 0.097	0.0432	99.8	-0.02
Dimethachlor Metabolite - CGA 369873	µg/l	0.369 ± 0.0435	- ± -	0.0776	-	-
Glufosinate	µg/l	- ± -	- ± -	-	-	-
Glyphosate	µg/l	0.739 ± 0.0169	- ± -	0.148	-	-
MCPP (Mecoprop)	µg/l	0.138 ± 0.00484	0.14 ± 0.04	0.018	101	0.09
Metazachlor	µg/l	0.439 ± 0.0168	0.432 ± 0.14	0.0527	98.4	-0.14
Metazachlor ethane sulfonic acid (Metazachlor-ESA)	µg/l	0.291 ± 0.0291	- ± -	0.0553	-	-
Metazachlor oxanilic acid	µg/l	0.232 ± 0.039	- ± -	0.0486	-	-

Parameter	Unit	Assigned value ± U (k=2)	Result ± U	Criterion	Recovery [%]	z-Score
(Metazachlor-OA)						
Metolachlor	µg/l	0.814 ± 0.0297	0.809 ± 0.12	0.122	99.4	-0.04
s-Metolachlor ethanesulfonic acid (Metolachlor-ESA)	µg/l	0.196 ± 0.0331	- ± -	0.0391	-	-
s-Metolachlor oxanilic acid (Metolachlor-OA)	µg/l	0.642 ± 0.131	- ± -	0.0898	-	-
Chlorothalonil-4-hydroxy	µg/l	- ± -	- ± -	-	-	-
Chlorothalonil Metabolite R471811	µg/l	0.739 ± 0.0459	- ± -	0.065	-	-
Chlorothalonil Metabolite R611968	µg/l	- ± -	- ± -	-	-	-
Chlorothalonil Metabolite SYN507900	µg/l	- ± -	- ± -	-	-	-
Chlorothalonil Metabolite SYN548580	µg/l	- ± -	- ± -	-	-	-
Chlorothalonil Metabolite SYN548581	µg/l	- ± -	- ± -	-	-	-



Sample: H113A

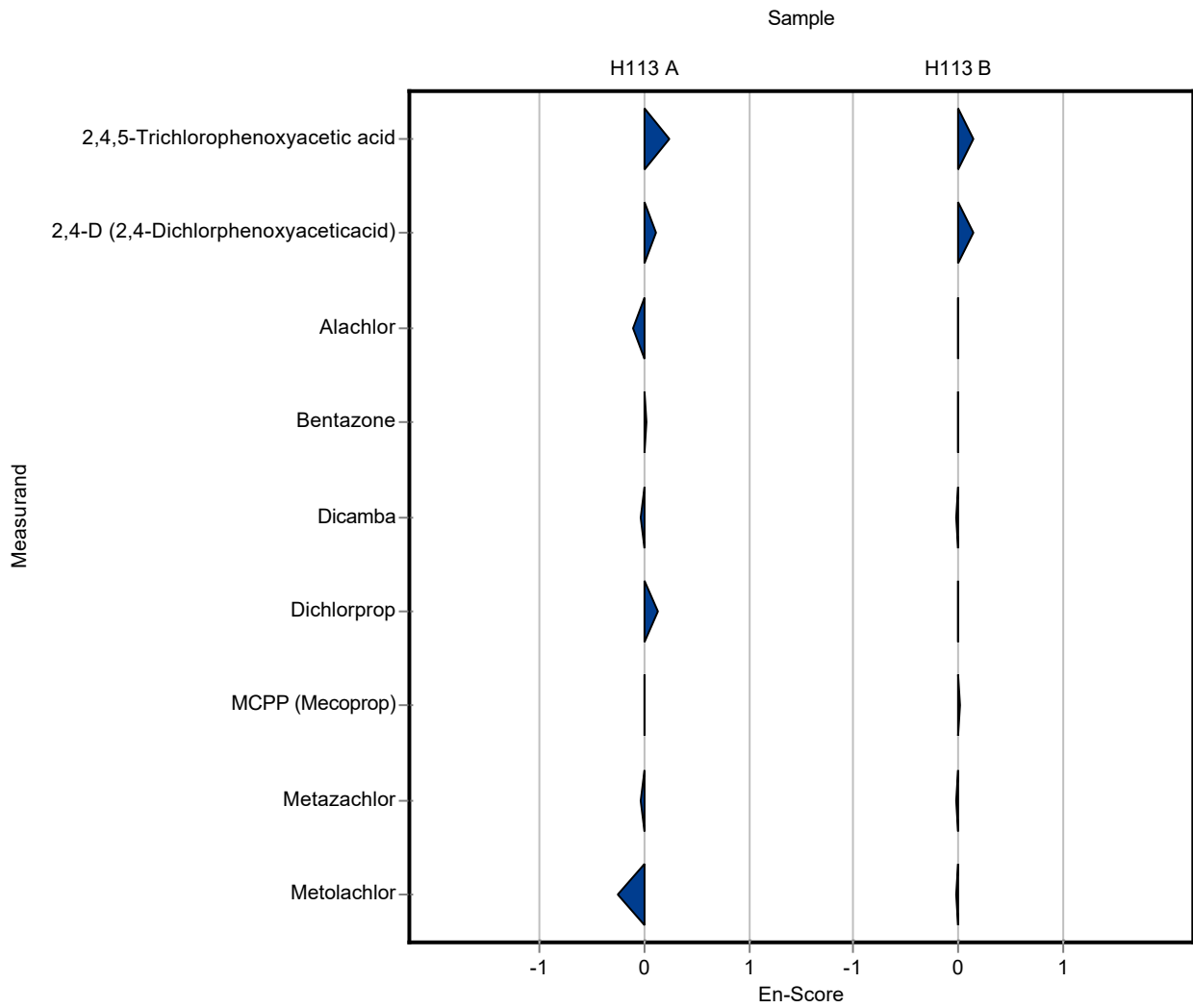
Parameter	Unit	Assigned value ± U (k=2)	Result ± U	Criterion	Recovery [%]	En-Score
2,4,5-Trichlorophenoxyacetic acid	µg/l	0.579 ± 0.0539	0.656 ± 0.16	0.104	113	0.24
2,4-D (2,4-Dichlorphenoxyaceticacid)	µg/l	0.221 ± 0.0163	0.236 ± 0.072	0.031	107	0.10
Alachlor	µg/l	0.379 ± 0.0178	0.364 ± 0.073	0.0455	95.9	-0.10
Alachlor-t-acid (Alachlor-OA)	µg/l	0.155 ± 0.0123	- ± -	0.0232	-	-
Alachlor-t-sulfonic acid (Alachlor-ESA)	µg/l	0.406 ± 0.0301	- ± -	0.0528	-	-
AMPA	µg/l	0.303 ± 0.0248	- ± -	0.0394	-	-
Bentazone	µg/l	0.463 ± 0.0225	0.47 ± 0.13	0.0695	101	0.03
Chlorothalonil Metabolite R611965 (3-carbamyl-2,4,5-trichlorobenzoic acid)	µg/l	0.291 ± 0.0382	- ± -	0.0495	-	-
Chlorothalonil sulfonic acid (Chlorothalonil-ESA)	µg/l	0.678 ± 0.136	- ± -	0.183	-	-
Dicamba	µg/l	0.635 ± 0.0644	0.619 ± 0.19	0.127	97.6	-0.04
Dichlorprop	µg/l	0.741 ± 0.041	0.794 ± 0.22	0.0889	107	0.12
Dimethachlor Metabolite - CGA 369873	µg/l	- ± -	- ± -	-	-	-
Glufosinate	µg/l	0.189 ± 0.0174	- ± -	0.0643	-	-
Glyphosate	µg/l	- ± -	- ± -	-	-	-
MCPP (Mecoprop)	µg/l	0.146 ± 0.00838	0.147 ± 0.042	0.019	100	0.01
Metazachlor	µg/l	0.199 ± 0.0091	0.195 ± 0.063	0.0239	97.8	-0.04
Metazachlor ethane sulfonic acid (Metazachlor-ESA)	µg/l	0.132 ± 0.011	- ± -	0.025	-	-
Metazachlor oxanilic acid (Metazachlor-OA)	µg/l	0.49 ± 0.0451	- ± -	0.103	-	-
Metolachlor	µg/l	0.283 ± 0.0196	0.263 ± 0.039	0.0424	93	-0.25
s-Metolachlor ethanesulfonic acid (Metolachlor-ESA)	µg/l	0.694 ± 0.134	- ± -	0.139	-	-
s-Metolachlor oxanilic acid (Metolachlor-OA)	µg/l	0.276 ± 0.0326	- ± -	0.0386	-	-
Chlorothalonil-4-hydroxy	µg/l	- ± -	- ± -	-	-	-
Chlorothalonil Metabolite R471811	µg/l	0.135 ± 0.0209	- ± -	0.0311	-	-

Parameter	Unit	Assigned value ± U (k=2)	Result ± U	Criterion	Recovery [%]	En-Score
Chlorothalonil Metabolite R611968	µg/l	- ± -	- ± -	-	-	-
Chlorothalonil Metabolite SYN507900	µg/l	- ± -	- ± -	-	-	-
Chlorothalonil Metabolite SYN548580	µg/l	- ± -	- ± -	-	-	-
Chlorothalonil Metabolite SYN548581	µg/l	- ± -	- ± -	-	-	-

Sample: H113B

Parameter	Unit	Assigned value ± U (k=2)	Result ± U	Criterion	Recovery [%]	En-Score
2,4,5-Trichlorophenoxyacetic acid	µg/l	0.922 ± 0.0983	0.992 ± 0.24	0.166	108	0.14
2,4-D (2,4-Dichlorphenoxyaceticacid)	µg/l	0.589 ± 0.0333	0.644 ± 0.2	0.0824	109	0.14
Alachlor	µg/l	0.72 ± 0.0559	0.72 ± 0.14	0.0864	100	0.00
Alachlor-t-acid (Alachlor-OA)	µg/l	0.744 ± 0.0777	- ± -	0.112	-	-
Alachlor-t-sulfonic acid (Alachlor-ESA)	µg/l	0.39 ± 0.0361	- ± -	0.0507	-	-
AMPA	µg/l	0.298 ± 0.0135	- ± -	0.0388	-	-
Bentazone	µg/l	0.483 ± 0.0234	0.481 ± 0.13	0.0724	99.6	-0.01
Chlorothalonil Metabolite R611965 (3-carbamyl-2,4,5-trichlorobenzoic acid)	µg/l	0.305 ± 0.0342	- ± -	0.0457	-	-
Chlorothalonil sulfonic acid (Chlorothalonil-ESA)	µg/l	0.333 ± 0.0423	- ± -	0.0567	-	-
Dicamba	µg/l	0.235 ± 0.00669	0.232 ± 0.07	0.0469	98.9	-0.02
Dichlorprop	µg/l	0.36 ± 0.0208	0.359 ± 0.097	0.0432	99.8	0.00
Dimethachlor Metabolite - CGA 369873	µg/l	0.369 ± 0.0435	- ± -	0.0776	-	-
Glufosinate	µg/l	- ± -	- ± -	-	-	-
Glyphosate	µg/l	0.739 ± 0.0169	- ± -	0.148	-	-
MCPP (Mecoprop)	µg/l	0.138 ± 0.00484	0.14 ± 0.04	0.018	101	0.02
Metazachlor	µg/l	0.439 ± 0.0168	0.432 ± 0.14	0.0527	98.4	-0.03
Metazachlor ethane sulfonic acid (Metazachlor-ESA)	µg/l	0.291 ± 0.0291	- ± -	0.0553	-	-

Parameter	Unit	Assigned value ± U (k=2)	Result ± U	Criterion Recovery [%]	En-Score
Metazachlor oxanilic acid (Metazachlor-OA)	µg/l	0.232 ± 0.039	- ± -	0.0486	-
Metolachlor	µg/l	0.814 ± 0.0297	0.809 ± 0.12	0.122	99.4 -0.02
s-Metolachlor ethanesulfonic acid (Metolachlor-ESA)	µg/l	0.196 ± 0.0331	- ± -	0.0391	-
s-Metolachlor oxanilic acid (Metolachlor-OA)	µg/l	0.642 ± 0.131	- ± -	0.0898	-
Chlorothalonil-4-hydroxy	µg/l	- ± -	- ± -	-	-
Chlorothalonil Metabolite R471811	µg/l	0.739 ± 0.0459	- ± -	0.065	-
Chlorothalonil Metabolite R611968	µg/l	- ± -	- ± -	-	-
Chlorothalonil Metabolite SYN507900	µg/l	- ± -	- ± -	-	-
Chlorothalonil Metabolite SYN548580	µg/l	- ± -	- ± -	-	-
Chlorothalonil Metabolite SYN548581	µg/l	- ± -	- ± -	-	-



Sample: H113A

Parameter	Unit	Assigned value ± U (k=2)	Result ± U	Criterion	Recovery [%]	z-Score
2,4,5-Trichlorophenoxyacetic acid	µg/l	0.579 ± 0.0539	- ± -	0.104	-	-
2,4-D (2,4-Dichlorphenoxyaceticacid)	µg/l	0.221 ± 0.0163	0.286 ± 0.071	0.031	129	2.09
Alachlor	µg/l	0.379 ± 0.0178	- ± -	0.0455	-	-
Alachlor-t-acid (Alachlor-OA)	µg/l	0.155 ± 0.0123	- ± -	0.0232	-	-
Alachlor-t-sulfonic acid (Alachlor-ESA)	µg/l	0.406 ± 0.0301	- ± -	0.0528	-	-
AMPA	µg/l	0.303 ± 0.0248	- ± -	0.0394	-	-
Bentazone	µg/l	0.463 ± 0.0225	0.471 ± 0.094	0.0695	102	0.11
Chlorothalonil Metabolite R611965 (3-carbamyl-2,4,5-trichlorobenzoic acid)	µg/l	0.291 ± 0.0382	- ± -	0.0495	-	-
Chlorothalonil sulfonic acid (Chlorothalonil-ESA)	µg/l	0.678 ± 0.136	0.698 ± 0.175	0.183	103	0.11
Dicamba	µg/l	0.635 ± 0.0644	- ± -	0.127	-	-
Dichlorprop	µg/l	0.741 ± 0.041	0.82 ± 0.164	0.0889	111	0.89
Dimethachlor Metabolite - CGA 369873	µg/l	- ± -	0.782 ± 0.156	-	-	-
Glufosinate	µg/l	0.189 ± 0.0174	- ± -	0.0643	-	-
Glyphosate	µg/l	- ± -	- ± -	-	-	-
MCPP (Mecoprop)	µg/l	0.146 ± 0.00838	0.168 ± 0.034	0.019	115	1.13
Metazachlor	µg/l	0.199 ± 0.0091	0.206 ± 0.041	0.0239	103	0.27
Metazachlor ethane sulfonic acid (Metazachlor-ESA)	µg/l	0.132 ± 0.011	0.146 ± 0.029	0.025	111	0.57
Metazachlor oxanilic acid (Metazachlor-OA)	µg/l	0.49 ± 0.0451	0.531 ± 0.106	0.103	108	0.40
Metolachlor	µg/l	0.283 ± 0.0196	0.322 ± 0.064	0.0424	114	0.92
s-Metolachlor ethanesulfonic acid (Metolachlor-ESA)	µg/l	0.694 ± 0.134	0.769 ± 0.154	0.139	111	0.54
s-Metolachlor oxanilic acid (Metolachlor-OA)	µg/l	0.276 ± 0.0326	0.281 ± 0.084	0.0386	102	0.14
Chlorothalonil-4-hydroxy	µg/l	- ± -	- ± -	-	-	-
Chlorothalonil Metabolite R471811	µg/l	0.135 ± 0.0209	0.149 ± 0.037	0.0311	110	0.44

Summary of results Pesticides H113

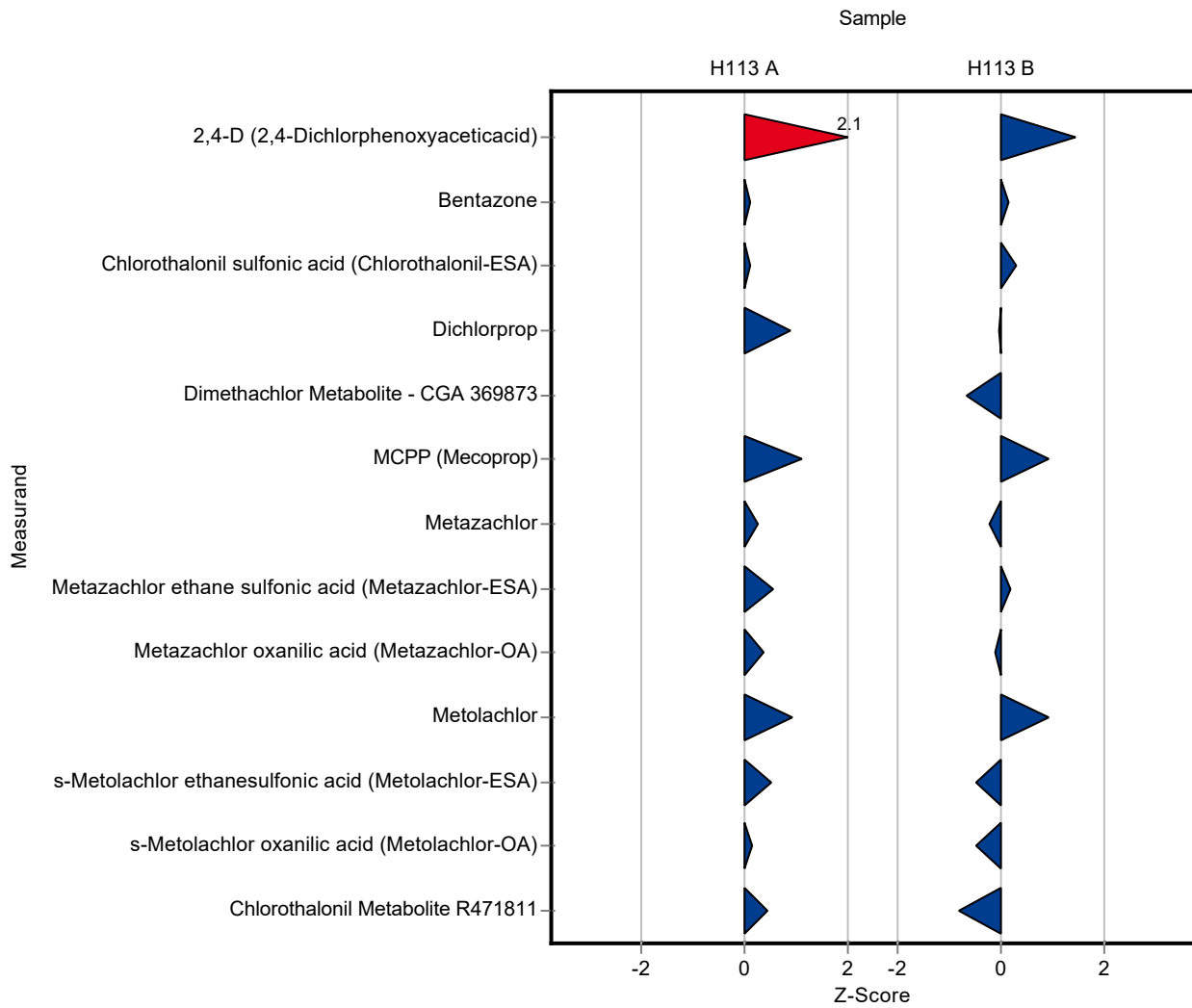
Labcode: LC0004

Parameter	Unit	Assigned value ± U (k=2)	Result ± U	Criterion	Recovery [%]	z-Score
Chlorothalonil Metabolite R611968	µg/l	- ± -	- ± -	-	-	-
Chlorothalonil Metabolite SYN507900	µg/l	- ± -	0.083 ± 0.029	-	-	-
Chlorothalonil Metabolite SYN548580	µg/l	- ± -	- ± -	-	-	-
Chlorothalonil Metabolite SYN548581	µg/l	- ± -	- ± -	-	-	-

Sample: H113B

Parameter	Unit	Assigned value ± U (k=2)	Result ± U	Criterion	Recovery [%]	z-Score
2,4,5-Trichlorophenoxyacetic acid	µg/l	0.922 ± 0.0983	- ± -	0.166	-	-
2,4-D (2,4-Dichlorphenoxyaceticacid)	µg/l	0.589 ± 0.0333	0.708 ± 0.177	0.0824	120	1.45
Alachlor	µg/l	0.72 ± 0.0559	- ± -	0.0864	-	-
Alachlor-t-acid (Alachlor-OA)	µg/l	0.744 ± 0.0777	- ± -	0.112	-	-
Alachlor-t-sulfonic acid (Alachlor-ESA)	µg/l	0.39 ± 0.0361	- ± -	0.0507	-	-
AMPA	µg/l	0.298 ± 0.0135	- ± -	0.0388	-	-
Bentazone	µg/l	0.483 ± 0.0234	0.492 ± 0.098	0.0724	102	0.13
Chlorothalonil Metabolite R611965 (3-carbamyl-2,4,5-trichlorobenzoic acid)	µg/l	0.305 ± 0.0342	- ± -	0.0457	-	-
Chlorothalonil sulfonic acid (Chlorothalonil-ESA)	µg/l	0.333 ± 0.0423	0.349 ± 0.087	0.0567	105	0.27
Dicamba	µg/l	0.235 ± 0.00669	- ± -	0.0469	-	-
Dichlorprop	µg/l	0.36 ± 0.0208	0.358 ± 0.072	0.0432	99.5	-0.04
Dimethachlor Metabolite - CGA 369873	µg/l	0.369 ± 0.0435	0.318 ± 0.064	0.0776	86.1	-0.66
Glufosinate	µg/l	- ± -	- ± -	-	-	-
Glyphosate	µg/l	0.739 ± 0.0169	- ± -	0.148	-	-
MCPP (Mecoprop)	µg/l	0.138 ± 0.00484	0.155 ± 0.031	0.018	112	0.92
Metazachlor	µg/l	0.439 ± 0.0168	0.428 ± 0.086	0.0527	97.4	-0.21
Metazachlor ethane sulfonic acid (Metazachlor-ESA)	µg/l	0.291 ± 0.0291	0.302 ± 0.06	0.0553	104	0.20
Metazachlor oxanilic acid	µg/l	0.232 ± 0.039	0.225 ± 0.045	0.0486	97.2	-0.14

Parameter	Unit	Assigned value ± U (k=2)	Result ± U	Criterion	Recovery [%]	z-Score
(Metazachlor-OA)						
Metolachlor	µg/l	0.814 ± 0.0297	0.927 ± 0.185	0.122	114	0.93
s-Metolachlor ethanesulfonic acid (Metolachlor-ESA)	µg/l	0.196 ± 0.0331	0.176 ± 0.035	0.0391	90	-0.50
s-Metolachlor oxanilic acid (Metolachlor-OA)	µg/l	0.642 ± 0.131	0.596 ± 0.179	0.0898	92.9	-0.51
Chlorothalonil-4-hydroxy	µg/l	- ± -	- ± -	-	-	-
Chlorothalonil Metabolite R471811	µg/l	0.739 ± 0.0459	0.686 ± 0.171	0.065	92.8	-0.81
Chlorothalonil Metabolite R611968	µg/l	- ± -	- ± -	-	-	-
Chlorothalonil Metabolite SYN507900	µg/l	- ± -	0.16 ± 0.056	-	-	-
Chlorothalonil Metabolite SYN548580	µg/l	- ± -	- ± -	-	-	-
Chlorothalonil Metabolite SYN548581	µg/l	- ± -	- ± -	-	-	-



Sample: H113A

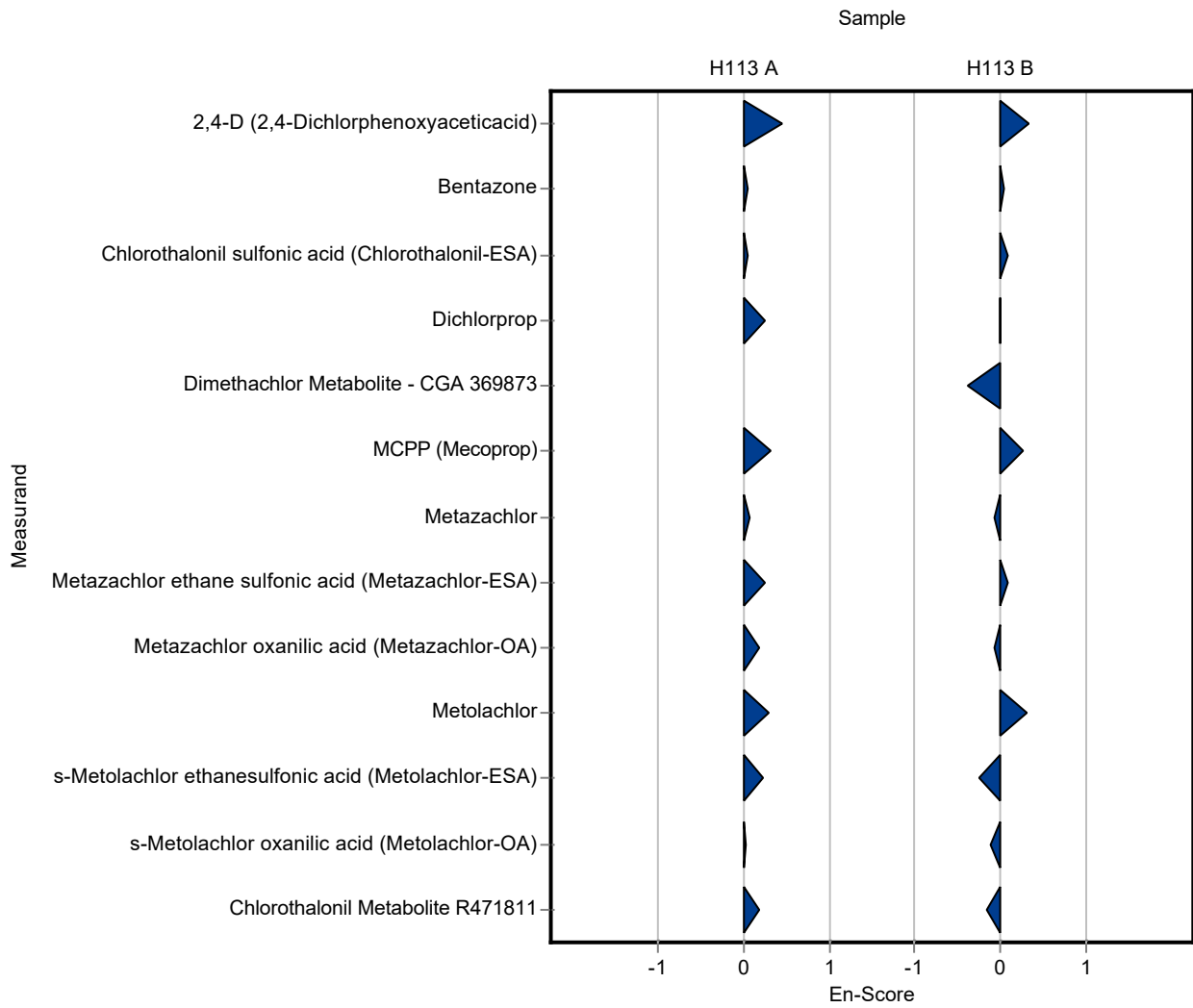
Parameter	Unit	Assigned value ± U (k=2)	Result ± U	Criterion	Recovery [%]	En-Score
2,4,5-Trichlorophenoxyacetic acid	µg/l	0.579 ± 0.0539	- ± -	0.104	-	-
2,4-D (2,4-Dichlorphenoxyaceticacid)	µg/l	0.221 ± 0.0163	0.286 ± 0.071	0.031	129	0.45
Alachlor	µg/l	0.379 ± 0.0178	- ± -	0.0455	-	-
Alachlor-t-acid (Alachlor-OA)	µg/l	0.155 ± 0.0123	- ± -	0.0232	-	-
Alachlor-t-sulfonic acid (Alachlor-ESA)	µg/l	0.406 ± 0.0301	- ± -	0.0528	-	-
AMPA	µg/l	0.303 ± 0.0248	- ± -	0.0394	-	-
Bentazone	µg/l	0.463 ± 0.0225	0.471 ± 0.094	0.0695	102	0.04
Chlorothalonil Metabolite R611965 (3-carbamyl-2,4,5-trichlorobenzoic acid)	µg/l	0.291 ± 0.0382	- ± -	0.0495	-	-
Chlorothalonil sulfonic acid (Chlorothalonil-ESA)	µg/l	0.678 ± 0.136	0.698 ± 0.175	0.183	103	0.05
Dicamba	µg/l	0.635 ± 0.0644	- ± -	0.127	-	-
Dichlorprop	µg/l	0.741 ± 0.041	0.82 ± 0.164	0.0889	111	0.24
Dimethachlor Metabolite - CGA 369873	µg/l	- ± -	0.782 ± 0.156	-	-	-
Glufosinate	µg/l	0.189 ± 0.0174	- ± -	0.0643	-	-
Glyphosate	µg/l	- ± -	- ± -	-	-	-
MCPP (Mecoprop)	µg/l	0.146 ± 0.00838	0.168 ± 0.034	0.019	115	0.31
Metazachlor	µg/l	0.199 ± 0.0091	0.206 ± 0.041	0.0239	103	0.08
Metazachlor ethane sulfonic acid (Metazachlor-ESA)	µg/l	0.132 ± 0.011	0.146 ± 0.029	0.025	111	0.24
Metazachlor oxanilic acid (Metazachlor-OA)	µg/l	0.49 ± 0.0451	0.531 ± 0.106	0.103	108	0.19
Metolachlor	µg/l	0.283 ± 0.0196	0.322 ± 0.064	0.0424	114	0.30
s-Metolachlor ethanesulfonic acid (Metolachlor-ESA)	µg/l	0.694 ± 0.134	0.769 ± 0.154	0.139	111	0.22
s-Metolachlor oxanilic acid (Metolachlor-OA)	µg/l	0.276 ± 0.0326	0.281 ± 0.084	0.0386	102	0.03
Chlorothalonil-4-hydroxy	µg/l	- ± -	- ± -	-	-	-
Chlorothalonil Metabolite R471811	µg/l	0.135 ± 0.0209	0.149 ± 0.037	0.0311	110	0.18

Parameter	Unit	Assigned value ± U (k=2)	Result ± U	Criterion	Recovery [%]	En-Score
Chlorothalonil Metabolite R611968	µg/l	- ± -	- ± -	-	-	-
Chlorothalonil Metabolite SYN507900	µg/l	- ± -	0.083 ± 0.029	-	-	-
Chlorothalonil Metabolite SYN548580	µg/l	- ± -	- ± -	-	-	-
Chlorothalonil Metabolite SYN548581	µg/l	- ± -	- ± -	-	-	-

Sample: H113B

Parameter	Unit	Assigned value ± U (k=2)	Result ± U	Criterion	Recovery [%]	En-Score
2,4,5-Trichlorophenoxyacetic acid	µg/l	0.922 ± 0.0983	- ± -	0.166	-	-
2,4-D (2,4-Dichlorphenoxyaceticacid)	µg/l	0.589 ± 0.0333	0.708 ± 0.177	0.0824	120	0.34
Alachlor	µg/l	0.72 ± 0.0559	- ± -	0.0864	-	-
Alachlor-t-acid (Alachlor-OA)	µg/l	0.744 ± 0.0777	- ± -	0.112	-	-
Alachlor-t-sulfonic acid (Alachlor-ESA)	µg/l	0.39 ± 0.0361	- ± -	0.0507	-	-
AMPA	µg/l	0.298 ± 0.0135	- ± -	0.0388	-	-
Bentazone	µg/l	0.483 ± 0.0234	0.492 ± 0.098	0.0724	102	0.05
Chlorothalonil Metabolite R611965 (3-carbamyl-2,4,5-trichlorobenzoic acid)	µg/l	0.305 ± 0.0342	- ± -	0.0457	-	-
Chlorothalonil sulfonic acid (Chlorothalonil-ESA)	µg/l	0.333 ± 0.0423	0.349 ± 0.087	0.0567	105	0.09
Dicamba	µg/l	0.235 ± 0.00669	- ± -	0.0469	-	-
Dichlorprop	µg/l	0.36 ± 0.0208	0.358 ± 0.072	0.0432	99.5	-0.01
Dimethachlor Metabolite - CGA 369873	µg/l	0.369 ± 0.0435	0.318 ± 0.064	0.0776	86.1	-0.38
Glufosinate	µg/l	- ± -	- ± -	-	-	-
Glyphosate	µg/l	0.739 ± 0.0169	- ± -	0.148	-	-
MCPP (Mecoprop)	µg/l	0.138 ± 0.00484	0.155 ± 0.031	0.018	112	0.27
Metazachlor	µg/l	0.439 ± 0.0168	0.428 ± 0.086	0.0527	97.4	-0.06
Metazachlor ethane sulfonic acid (Metazachlor-ESA)	µg/l	0.291 ± 0.0291	0.302 ± 0.06	0.0553	104	0.09

Parameter	Unit	Assigned value ± U (k=2)	Result ± U	Criterion Recovery	En-Score	En-Score [%]
Metazachlor oxanilic acid (Metazachlor-OA)	µg/l	0.232 ± 0.039	0.225 ± 0.045	0.0486	97.2	-0.07
Metolachlor	µg/l	0.814 ± 0.0297	0.927 ± 0.185	0.122	114	0.30
s-Metolachlor ethanesulfonic acid (Metolachlor-ESA)	µg/l	0.196 ± 0.0331	0.176 ± 0.035	0.0391	90	-0.25
s-Metolachlor oxanilic acid (Metolachlor-OA)	µg/l	0.642 ± 0.131	0.596 ± 0.179	0.0898	92.9	-0.12
Chlorothalonil-4-hydroxy	µg/l	- ± -	- ± -	-	-	-
Chlorothalonil Metabolite R471811	µg/l	0.739 ± 0.0459	0.686 ± 0.171	0.065	92.8	-0.15
Chlorothalonil Metabolite R611968	µg/l	- ± -	- ± -	-	-	-
Chlorothalonil Metabolite SYN507900	µg/l	- ± -	0.16 ± 0.056	-	-	-
Chlorothalonil Metabolite SYN548580	µg/l	- ± -	- ± -	-	-	-
Chlorothalonil Metabolite SYN548581	µg/l	- ± -	- ± -	-	-	-



Sample: H113A

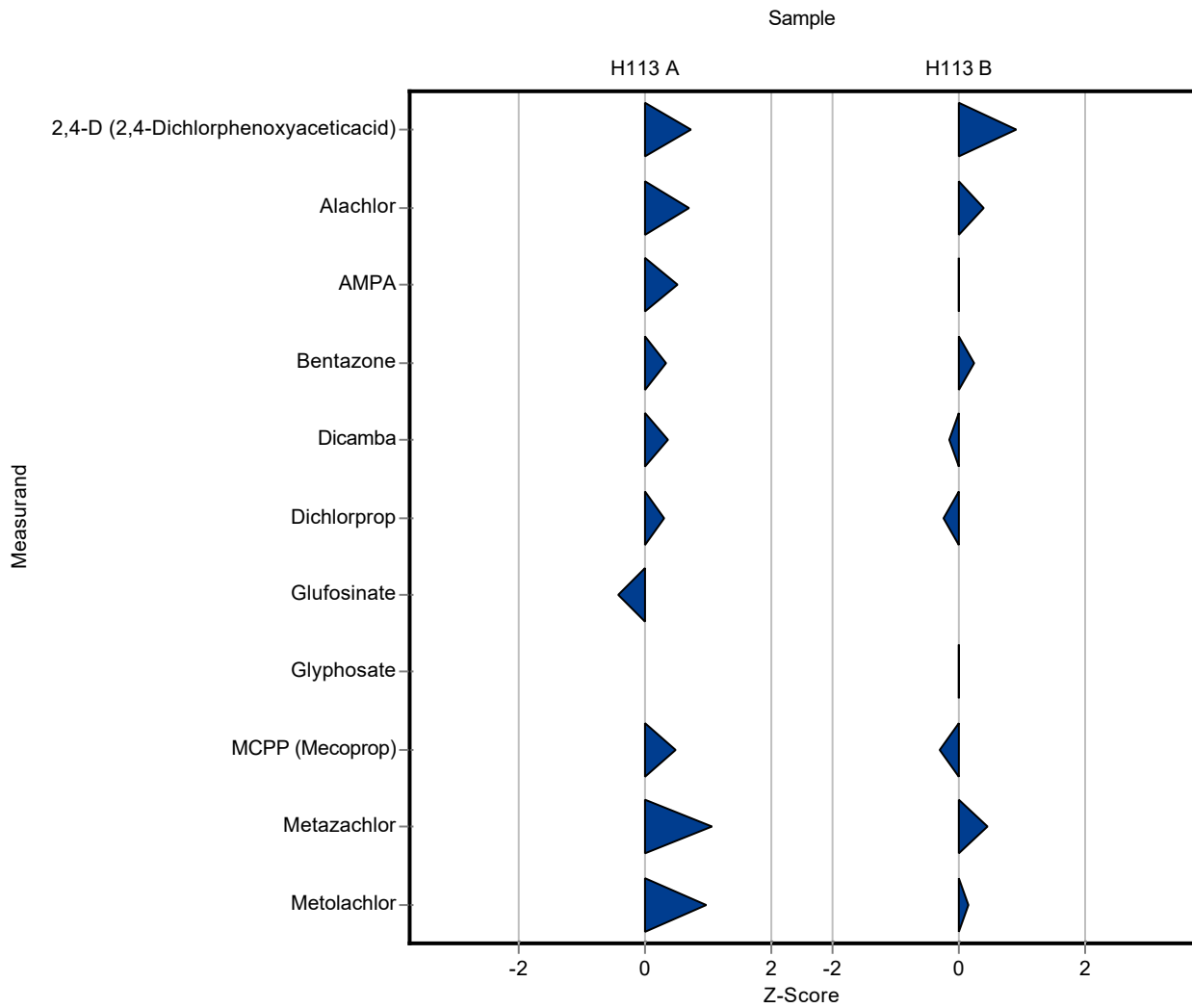
Parameter	Unit	Assigned value ± U (k=2)	Result ± U	Criterion	Recovery [%]	z-Score
2,4,5-Trichlorophenoxyacetic acid	µg/l	0.579 ± 0.0539	- ± -	0.104	-	-
2,4-D (2,4-Dichlorphenoxyaceticacid)	µg/l	0.221 ± 0.0163	0.244 ± 0.103	0.031	110	0.74
Alachlor	µg/l	0.379 ± 0.0178	0.412 ± 0.052	0.0455	109	0.72
Alachlor-t-acid (Alachlor-OA)	µg/l	0.155 ± 0.0123	- ± -	0.0232	-	-
Alachlor-t-sulfonic acid (Alachlor-ESA)	µg/l	0.406 ± 0.0301	- ± -	0.0528	-	-
AMPA	µg/l	0.303 ± 0.0248	0.323 ± 0.136	0.0394	107	0.51
Bentazone	µg/l	0.463 ± 0.0225	0.487 ± 0.205	0.0695	105	0.34
Chlorothalonil Metabolite R611965 (3-carbamyl-2,4,5-trichlorobenzoic acid)	µg/l	0.291 ± 0.0382	- ± -	0.0495	-	-
Chlorothalonil sulfonic acid (Chlorothalonil-ESA)	µg/l	0.678 ± 0.136	- ± -	0.183	-	-
Dicamba	µg/l	0.635 ± 0.0644	0.681 ± 0.287	0.127	107	0.37
Dichlorprop	µg/l	0.741 ± 0.041	0.769 ± 0.324	0.0889	104	0.32
Dimethachlor Metabolite - CGA 369873	µg/l	- ± -	- ± -	-	-	-
Glufosinate	µg/l	0.189 ± 0.0174	0.162 ± 0.068	0.0643	85.7	-0.42
Glyphosate	µg/l	- ± -	<0.025 (LOQ) ± -	-	-	-
MCPP (Mecoprop)	µg/l	0.146 ± 0.00838	0.156 ± 0.066	0.019	107	0.50
Metazachlor	µg/l	0.199 ± 0.0091	0.225 ± 0.107	0.0239	113	1.07
Metazachlor ethane sulfonic acid (Metazachlor-ESA)	µg/l	0.132 ± 0.011	- ± -	0.025	-	-
Metazachlor oxanilic acid (Metazachlor-OA)	µg/l	0.49 ± 0.0451	- ± -	0.103	-	-
Metolachlor	µg/l	0.283 ± 0.0196	0.324 ± 0.044	0.0424	115	0.97
s-Metolachlor ethanesulfonic acid (Metolachlor-ESA)	µg/l	0.694 ± 0.134	- ± -	0.139	-	-
s-Metolachlor oxanilic acid (Metolachlor-OA)	µg/l	0.276 ± 0.0326	- ± -	0.0386	-	-
Chlorothalonil-4-hydroxy	µg/l	- ± -	- ± -	-	-	-
Chlorothalonil Metabolite R471811	µg/l	0.135 ± 0.0209	- ± -	0.0311	-	-

Parameter	Unit	Assigned value ± U (k=2)	Result ± U	Criterion	Recovery [%]	z-Score
Chlorothalonil Metabolite R611968	µg/l	- ± -	- ± -	-	-	-
Chlorothalonil Metabolite SYN507900	µg/l	- ± -	- ± -	-	-	-
Chlorothalonil Metabolite SYN548580	µg/l	- ± -	- ± -	-	-	-
Chlorothalonil Metabolite SYN548581	µg/l	- ± -	- ± -	-	-	-

Sample: H113B

Parameter	Unit	Assigned value ± U (k=2)	Result ± U	Criterion	Recovery [%]	z-Score
2,4,5-Trichlorophenoxyacetic acid	µg/l	0.922 ± 0.0983	- ± -	0.166	-	-
2,4-D (2,4-Dichlorphenoxyaceticacid)	µg/l	0.589 ± 0.0333	0.664 ± 0.28	0.0824	113	0.91
Alachlor	µg/l	0.72 ± 0.0559	0.755 ± 0.095	0.0864	105	0.41
Alachlor-t-acid (Alachlor-OA)	µg/l	0.744 ± 0.0777	- ± -	0.112	-	-
Alachlor-t-sulfonic acid (Alachlor-ESA)	µg/l	0.39 ± 0.0361	- ± -	0.0507	-	-
AMPA	µg/l	0.298 ± 0.0135	0.299 ± 0.126	0.0388	100	0.01
Bentazone	µg/l	0.483 ± 0.0234	0.501 ± 0.211	0.0724	104	0.25
Chlorothalonil Metabolite R611965 (3-carbamyl-2,4,5-trichlorobenzoic acid)	µg/l	0.305 ± 0.0342	- ± -	0.0457	-	-
Chlorothalonil sulfonic acid (Chlorothalonil-ESA)	µg/l	0.333 ± 0.0423	- ± -	0.0567	-	-
Dicamba	µg/l	0.235 ± 0.00669	0.227 ± 0.096	0.0469	96.7	-0.16
Dichlorprop	µg/l	0.36 ± 0.0208	0.35 ± 0.147	0.0432	97.3	-0.23
Dimethachlor Metabolite - CGA 369873	µg/l	0.369 ± 0.0435	- ± -	0.0776	-	-
Glufosinate	µg/l	- ± -	0.201 ± 0.085	-	-	-
Glyphosate	µg/l	0.739 ± 0.0169	0.74 ± 0.312	0.148	100	0.01
MCPP (Mecoprop)	µg/l	0.138 ± 0.00484	0.133 ± 0.056	0.018	96.1	-0.30
Metazachlor	µg/l	0.439 ± 0.0168	0.463 ± 0.195	0.0527	105	0.45
Metazachlor ethane sulfonic acid (Metazachlor-ESA)	µg/l	0.291 ± 0.0291	- ± -	0.0553	-	-
Metazachlor oxanilic acid	µg/l	0.232 ± 0.039	- ± -	0.0486	-	-

Parameter	Unit	Assigned value ± U (k=2)	Result ± U	Criterion	Recovery [%]	z-Score
(Metazachlor-OA)						
Metolachlor	µg/l	0.814 ± 0.0297	0.834 ± 0.113	0.122	102	0.17
s-Metolachlor ethanesulfonic acid (Metolachlor-ESA)	µg/l	0.196 ± 0.0331	- ± -	0.0391	-	-
s-Metolachlor oxanilic acid (Metolachlor-OA)	µg/l	0.642 ± 0.131	- ± -	0.0898	-	-
Chlorothalonil-4-hydroxy	µg/l	- ± -	- ± -	-	-	-
Chlorothalonil Metabolite R471811	µg/l	0.739 ± 0.0459	- ± -	0.065	-	-
Chlorothalonil Metabolite R611968	µg/l	- ± -	- ± -	-	-	-
Chlorothalonil Metabolite SYN507900	µg/l	- ± -	- ± -	-	-	-
Chlorothalonil Metabolite SYN548580	µg/l	- ± -	- ± -	-	-	-
Chlorothalonil Metabolite SYN548581	µg/l	- ± -	- ± -	-	-	-



Sample: H113A

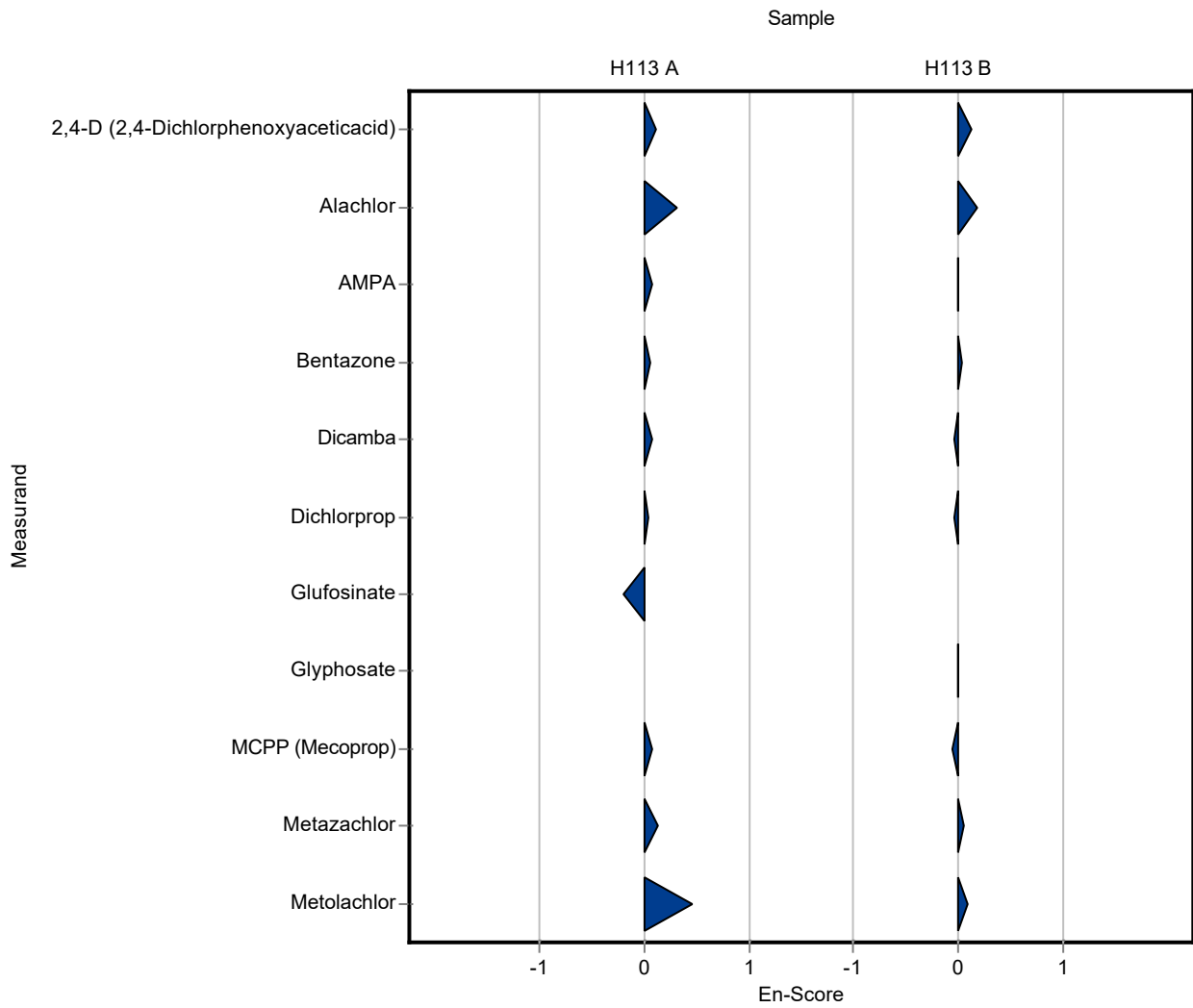
Parameter	Unit	Assigned value ± U (k=2)	Result ± U	Criterion	Recovery [%]	En-Score
2,4,5-Trichlorophenoxyacetic acid	µg/l	0.579 ± 0.0539	- ± -	0.104	-	-
2,4-D (2,4-Dichlorphenoxyaceticacid)	µg/l	0.221 ± 0.0163	0.244 ± 0.103	0.031	110	0.11
Alachlor	µg/l	0.379 ± 0.0178	0.412 ± 0.052	0.0455	109	0.31
Alachlor-t-acid (Alachlor-OA)	µg/l	0.155 ± 0.0123	- ± -	0.0232	-	-
Alachlor-t-sulfonic acid (Alachlor-ESA)	µg/l	0.406 ± 0.0301	- ± -	0.0528	-	-
AMPA	µg/l	0.303 ± 0.0248	0.323 ± 0.136	0.0394	107	0.07
Bentazone	µg/l	0.463 ± 0.0225	0.487 ± 0.205	0.0695	105	0.06
Chlorothalonil Metabolite R611965 (3-carbamyl-2,4,5-trichlorobenzoic acid)	µg/l	0.291 ± 0.0382	- ± -	0.0495	-	-
Chlorothalonil sulfonic acid (Chlorothalonil-ESA)	µg/l	0.678 ± 0.136	- ± -	0.183	-	-
Dicamba	µg/l	0.635 ± 0.0644	0.681 ± 0.287	0.127	107	0.08
Dichlorprop	µg/l	0.741 ± 0.041	0.769 ± 0.324	0.0889	104	0.04
Dimethachlor Metabolite - CGA 369873	µg/l	- ± -	- ± -	-	-	-
Glufosinate	µg/l	0.189 ± 0.0174	0.162 ± 0.068	0.0643	85.7	-0.20
Glyphosate	µg/l	- ± -	<0.025 (LOQ) ± -	-	-	-
MCPP (Mecoprop)	µg/l	0.146 ± 0.00838	0.156 ± 0.066	0.019	107	0.07
Metazachlor	µg/l	0.199 ± 0.0091	0.225 ± 0.107	0.0239	113	0.12
Metazachlor ethane sulfonic acid (Metazachlor-ESA)	µg/l	0.132 ± 0.011	- ± -	0.025	-	-
Metazachlor oxanilic acid (Metazachlor-OA)	µg/l	0.49 ± 0.0451	- ± -	0.103	-	-
Metolachlor	µg/l	0.283 ± 0.0196	0.324 ± 0.044	0.0424	115	0.46
s-Metolachlor ethanesulfonic acid (Metolachlor-ESA)	µg/l	0.694 ± 0.134	- ± -	0.139	-	-
s-Metolachlor oxanilic acid (Metolachlor-OA)	µg/l	0.276 ± 0.0326	- ± -	0.0386	-	-
Chlorothalonil-4-hydroxy	µg/l	- ± -	- ± -	-	-	-
Chlorothalonil Metabolite R471811	µg/l	0.135 ± 0.0209	- ± -	0.0311	-	-

Parameter	Unit	Assigned value ± U (k=2)	Result ± U	Criterion	Recovery [%]	En-Score
Chlorothalonil Metabolite R611968	µg/l	- ± -	- ± -	-	-	-
Chlorothalonil Metabolite SYN507900	µg/l	- ± -	- ± -	-	-	-
Chlorothalonil Metabolite SYN548580	µg/l	- ± -	- ± -	-	-	-
Chlorothalonil Metabolite SYN548581	µg/l	- ± -	- ± -	-	-	-

Sample: H113B

Parameter	Unit	Assigned value ± U (k=2)	Result ± U	Criterion	Recovery [%]	En-Score
2,4,5-Trichlorophenoxyacetic acid	µg/l	0.922 ± 0.0983	- ± -	0.166	-	-
2,4-D (2,4-Dichlorphenoxyaceticacid)	µg/l	0.589 ± 0.0333	0.664 ± 0.28	0.0824	113	0.13
Alachlor	µg/l	0.72 ± 0.0559	0.755 ± 0.095	0.0864	105	0.18
Alachlor-t-acid (Alachlor-OA)	µg/l	0.744 ± 0.0777	- ± -	0.112	-	-
Alachlor-t-sulfonic acid (Alachlor-ESA)	µg/l	0.39 ± 0.0361	- ± -	0.0507	-	-
AMPA	µg/l	0.298 ± 0.0135	0.299 ± 0.126	0.0388	100	0.00
Bentazone	µg/l	0.483 ± 0.0234	0.501 ± 0.211	0.0724	104	0.04
Chlorothalonil Metabolite R611965 (3-carbamyl-2,4,5-trichlorobenzoic acid)	µg/l	0.305 ± 0.0342	- ± -	0.0457	-	-
Chlorothalonil sulfonic acid (Chlorothalonil-ESA)	µg/l	0.333 ± 0.0423	- ± -	0.0567	-	-
Dicamba	µg/l	0.235 ± 0.00669	0.227 ± 0.096	0.0469	96.7	-0.04
Dichlorprop	µg/l	0.36 ± 0.0208	0.35 ± 0.147	0.0432	97.3	-0.03
Dimethachlor Metabolite - CGA 369873	µg/l	0.369 ± 0.0435	- ± -	0.0776	-	-
Glufosinate	µg/l	- ± -	0.201 ± 0.085	-	-	-
Glyphosate	µg/l	0.739 ± 0.0169	0.74 ± 0.312	0.148	100	0.00
MCPP (Mecoprop)	µg/l	0.138 ± 0.00484	0.133 ± 0.056	0.018	96.1	-0.05
Metazachlor	µg/l	0.439 ± 0.0168	0.463 ± 0.195	0.0527	105	0.06
Metazachlor ethane sulfonic acid (Metazachlor-ESA)	µg/l	0.291 ± 0.0291	- ± -	0.0553	-	-

Parameter	Unit	Assigned value ± U (k=2)	Result ± U	Criterion Recovery [%]	En-Score
Metazachlor oxanilic acid (Metazachlor-OA)	µg/l	0.232 ± 0.039	- ± -	0.0486	-
Metolachlor	µg/l	0.814 ± 0.0297	0.834 ± 0.113	0.122	102
s-Metolachlor ethanesulfonic acid (Metolachlor-ESA)	µg/l	0.196 ± 0.0331	- ± -	0.0391	-
s-Metolachlor oxanilic acid (Metolachlor-OA)	µg/l	0.642 ± 0.131	- ± -	0.0898	-
Chlorothalonil-4-hydroxy	µg/l	- ± -	- ± -	-	-
Chlorothalonil Metabolite R471811	µg/l	0.739 ± 0.0459	- ± -	0.065	-
Chlorothalonil Metabolite R611968	µg/l	- ± -	- ± -	-	-
Chlorothalonil Metabolite SYN507900	µg/l	- ± -	- ± -	-	-
Chlorothalonil Metabolite SYN548580	µg/l	- ± -	- ± -	-	-
Chlorothalonil Metabolite SYN548581	µg/l	- ± -	- ± -	-	-



Sample: H113A

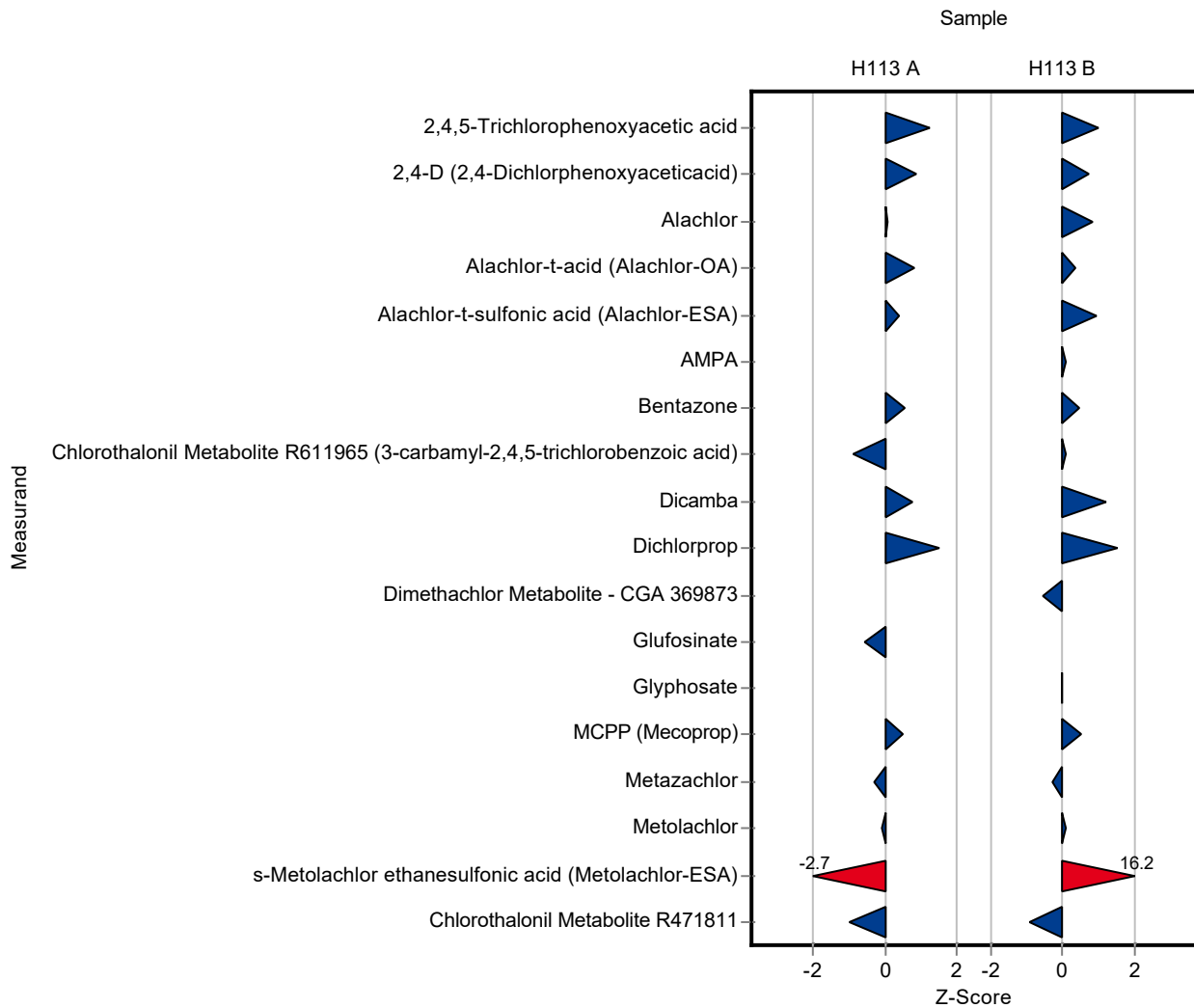
Parameter	Unit	Assigned value ± U (k=2)	Result ± U	Criterion	Recovery [%]	z-Score
2,4,5-Trichlorophenoxyacetic acid	µg/l	0.579 ± 0.0539	0.712 ± 0.0858	0.104	123	1.27
2,4-D (2,4-Dichlorophenoxyacetic acid)	µg/l	0.221 ± 0.0163	0.249 ± 0.0329	0.031	113	0.90
Alachlor	µg/l	0.379 ± 0.0178	0.382 ± 0.0287	0.0455	101	0.06
Alachlor-t-acid (Alachlor-OA)	µg/l	0.155 ± 0.0123	0.174 ± 0.0292	0.0232	112	0.83
Alachlor-t-sulfonic acid (Alachlor-ESA)	µg/l	0.406 ± 0.0301	0.426 ± 0.0785	0.0528	105	0.37
AMPA	µg/l	0.303 ± 0.0248	<0.05 (LOQ) ± -	0.0394	-	-
Bentazone	µg/l	0.463 ± 0.0225	0.501 ± 0.1009	0.0695	108	0.54
Chlorothalonil Metabolite R611965 (3-carbamyl-2,4,5-trichlorobenzoic acid)	µg/l	0.291 ± 0.0382	0.248 ± 0.024	0.0495	85.2	-0.87
Chlorothalonil sulfonic acid (Chlorothalonil-ESA)	µg/l	0.678 ± 0.136	- ± -	0.183	-	-
Dicamba	µg/l	0.635 ± 0.0644	0.73 ± 0.1566	0.127	115	0.75
Dichlorprop	µg/l	0.741 ± 0.041	0.876 ± 0.1531	0.0889	118	1.52
Dimethachlor Metabolite - CGA 369873	µg/l	- ± -	0.549 ± 0.1005	-	-	-
Glufosinate	µg/l	0.189 ± 0.0174	0.152 ± 0.0304	0.0643	80.4	-0.58
Glyphosate	µg/l	- ± -	<0.05 (LOQ) ± -	-	-	-
MCPP (Mecoprop)	µg/l	0.146 ± 0.00838	0.156 ± 0.0335	0.019	107	0.50
Metazachlor	µg/l	0.199 ± 0.0091	0.192 ± 0.0336	0.0239	96.3	-0.31
Metazachlor ethane sulfonic acid (Metazachlor-ESA)	µg/l	0.132 ± 0.011	- ± -	0.025	-	-
Metazachlor oxanilic acid (Metazachlor-OA)	µg/l	0.49 ± 0.0451	- ± -	0.103	-	-
Metolachlor	µg/l	0.283 ± 0.0196	0.28 ± 0.0462	0.0424	99	-0.07
s-Metolachlor ethanesulfonic acid (Metolachlor-ESA)	µg/l	0.694 ± 0.134	0.317 ± 0.0579	0.139	45.7	-2.71
s-Metolachlor oxanilic acid (Metolachlor-OA)	µg/l	0.276 ± 0.0326	- ± -	0.0386	-	-
Chlorothalonil-4-hydroxy	µg/l	- ± -	0.24 ± 0.0474	-	-	-
Chlorothalonil Metabolite R471811	µg/l	0.135 ± 0.0209	0.104 ± 0.0173	0.0311	76.9	-1.00

Parameter	Unit	Assigned value ± U (k=2)	Result ± U	Criterion	Recovery [%]	z-Score
Chlorothalonil Metabolite R611968	µg/l	- ± -	- ± -	-	-	-
Chlorothalonil Metabolite SYN507900	µg/l	- ± -	- ± -	-	-	-
Chlorothalonil Metabolite SYN548580	µg/l	- ± -	- ± -	-	-	-
Chlorothalonil Metabolite SYN548581	µg/l	- ± -	- ± -	-	-	-

Sample: H113B

Parameter	Unit	Assigned value ± U (k=2)	Result ± U	Criterion	Recovery [%]	z-Score
2,4,5-Trichlorophenoxyacetic acid	µg/l	0.922 ± 0.0983	1.09 ± 0.1311	0.166	118	1.01
2,4-D (2,4-Dichlorphenoxyaceticacid)	µg/l	0.589 ± 0.0333	0.648 ± 0.0855	0.0824	110	0.72
Alachlor	µg/l	0.72 ± 0.0559	0.793 ± 0.0595	0.0864	110	0.85
Alachlor-t-acid (Alachlor-OA)	µg/l	0.744 ± 0.0777	0.783 ± 0.1444	0.112	105	0.35
Alachlor-t-sulfonic acid (Alachlor-ESA)	µg/l	0.39 ± 0.0361	0.437 ± 0.0733	0.0507	112	0.93
AMPA	µg/l	0.298 ± 0.0135	0.302 ± 0.0318	0.0388	101	0.09
Bentazone	µg/l	0.483 ± 0.0234	0.518 ± 0.1044	0.0724	107	0.48
Chlorothalonil Metabolite R611965 (3-carbamyl-2,4,5-trichlorobenzoic acid)	µg/l	0.305 ± 0.0342	0.309 ± 0.0299	0.0457	101	0.09
Chlorothalonil sulfonic acid (Chlorothalonil-ESA)	µg/l	0.333 ± 0.0423	- ± -	0.0567	-	-
Dicamba	µg/l	0.235 ± 0.00669	0.292 ± 0.0626	0.0469	124	1.22
Dichlorprop	µg/l	0.36 ± 0.0208	0.426 ± 0.0745	0.0432	118	1.53
Dimethachlor Metabolite - CGA 369873	µg/l	0.369 ± 0.0435	0.324 ± 0.0593	0.0776	87.7	-0.58
Glufosinate	µg/l	- ± -	0.206 ± 0.0411	-	-	-
Glyphosate	µg/l	0.739 ± 0.0169	0.733 ± 0.044	0.148	99.2	-0.04
MCPP (Mecoprop)	µg/l	0.138 ± 0.00484	0.148 ± 0.0317	0.018	107	0.53
Metazachlor	µg/l	0.439 ± 0.0168	0.423 ± 0.0741	0.0527	96.3	-0.31
Metazachlor ethane sulfonic acid (Metazachlor-ESA)	µg/l	0.291 ± 0.0291	- ± -	0.0553	-	-
Metazachlor oxanilic acid	µg/l	0.232 ± 0.039	- ± -	0.0486	-	-

Parameter	Unit	Assigned value ± U (k=2)	Result ± U	Criterion	Recovery [%]	z-Score
(Metazachlor-OA)						
Metolachlor	µg/l	0.814 ± 0.0297	0.822 ± 0.1355	0.122	101	0.07
s-Metolachlor ethanesulfonic acid (Metolachlor-ESA)	µg/l	0.196 ± 0.0331	0.829 ± 0.1515	0.0391	424	16.20
s-Metolachlor oxanilic acid (Metolachlor-OA)	µg/l	0.642 ± 0.131	- ± -	0.0898	-	-
Chlorothalonil-4-hydroxy	µg/l	- ± -	0.613 ± 0.1212	-	-	-
Chlorothalonil Metabolite R471811	µg/l	0.739 ± 0.0459	0.678 ± 0.1126	0.065	91.8	-0.94
Chlorothalonil Metabolite R611968	µg/l	- ± -	- ± -	-	-	-
Chlorothalonil Metabolite SYN507900	µg/l	- ± -	- ± -	-	-	-
Chlorothalonil Metabolite SYN548580	µg/l	- ± -	- ± -	-	-	-
Chlorothalonil Metabolite SYN548581	µg/l	- ± -	- ± -	-	-	-



Sample: H113A

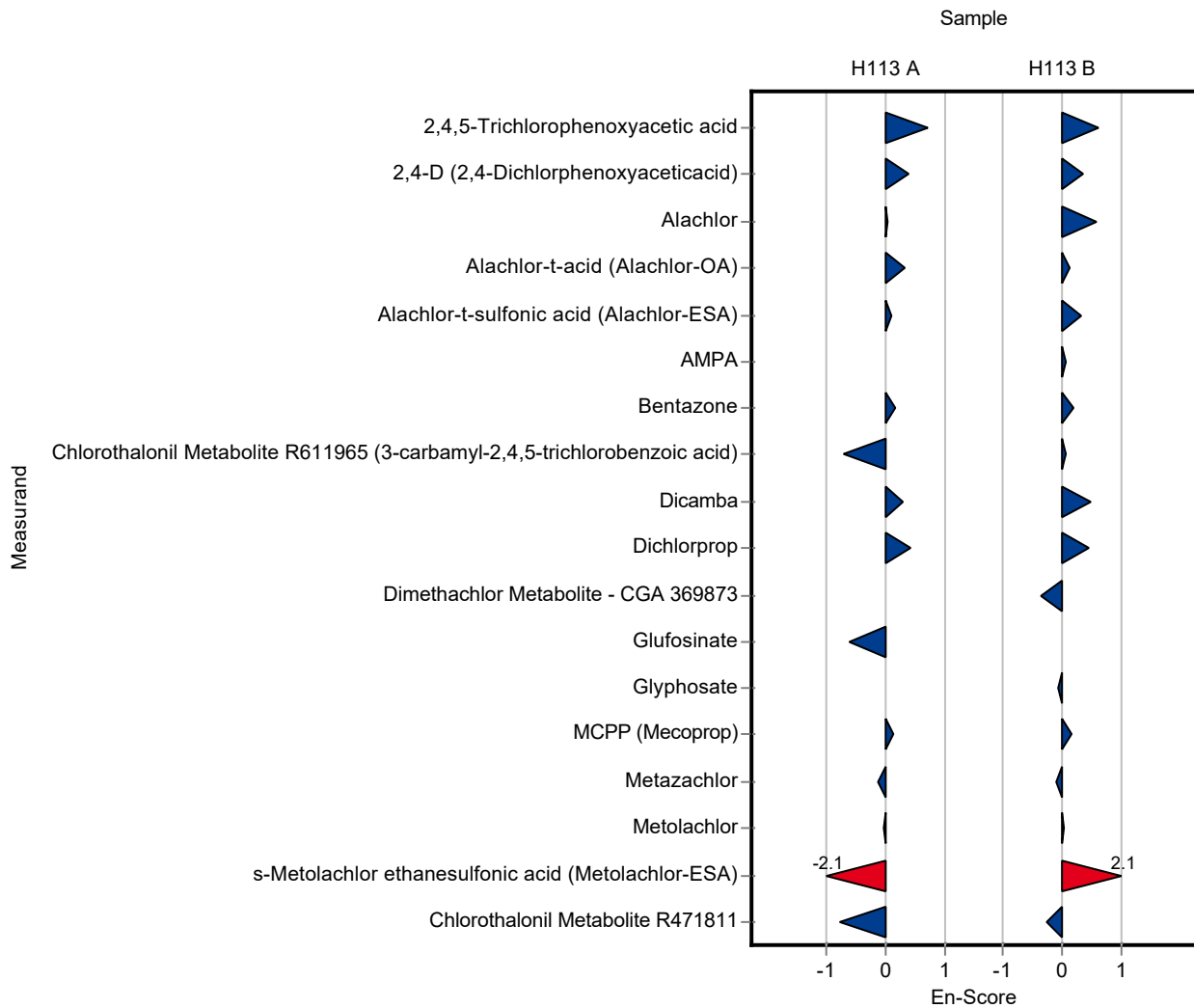
Parameter	Unit	Assigned value ± U (k=2)	Result ± U	Criterion	Recovery [%]	En-Score
2,4,5-Trichlorophenoxyacetic acid	µg/l	0.579 ± 0.0539	0.712 ± 0.0858	0.104	123	0.74
2,4-D (2,4-Dichlorphenoxyaceticacid)	µg/l	0.221 ± 0.0163	0.249 ± 0.0329	0.031	113	0.41
Alachlor	µg/l	0.379 ± 0.0178	0.382 ± 0.0287	0.0455	101	0.04
Alachlor-t-acid (Alachlor-OA)	µg/l	0.155 ± 0.0123	0.174 ± 0.0292	0.0232	112	0.32
Alachlor-t-sulfonic acid (Alachlor-ESA)	µg/l	0.406 ± 0.0301	0.426 ± 0.0785	0.0528	105	0.12
AMPA	µg/l	0.303 ± 0.0248	<0.05 (LOQ) ± -	0.0394	-	-
Bentazone	µg/l	0.463 ± 0.0225	0.501 ± 0.1009	0.0695	108	0.19
Chlorothalonil Metabolite R611965 (3-carbamyl-2,4,5-trichlorobenzoic acid)	µg/l	0.291 ± 0.0382	0.248 ± 0.024	0.0495	85.2	-0.70
Chlorothalonil sulfonic acid (Chlorothalonil-ESA)	µg/l	0.678 ± 0.136	- ± -	0.183	-	-
Dicamba	µg/l	0.635 ± 0.0644	0.73 ± 0.1566	0.127	115	0.30
Dichlorprop	µg/l	0.741 ± 0.041	0.876 ± 0.1531	0.0889	118	0.44
Dimethachlor Metabolite - CGA 369873	µg/l	- ± -	0.549 ± 0.1005	-	-	-
Glufosinate	µg/l	0.189 ± 0.0174	0.152 ± 0.0304	0.0643	80.4	-0.59
Glyphosate	µg/l	- ± -	<0.05 (LOQ) ± -	-	-	-
MCPP (Mecoprop)	µg/l	0.146 ± 0.00838	0.156 ± 0.0335	0.019	107	0.14
Metazachlor	µg/l	0.199 ± 0.0091	0.192 ± 0.0336	0.0239	96.3	-0.11
Metazachlor ethane sulfonic acid (Metazachlor-ESA)	µg/l	0.132 ± 0.011	- ± -	0.025	-	-
Metazachlor oxanilic acid (Metazachlor-OA)	µg/l	0.49 ± 0.0451	- ± -	0.103	-	-
Metolachlor	µg/l	0.283 ± 0.0196	0.28 ± 0.0462	0.0424	99	-0.03
s-Metolachlor ethanesulfonic acid (Metolachlor-ESA)	µg/l	0.694 ± 0.134	0.317 ± 0.0579	0.139	45.7	-2.13
s-Metolachlor oxanilic acid (Metolachlor-OA)	µg/l	0.276 ± 0.0326	- ± -	0.0386	-	-
Chlorothalonil-4-hydroxy	µg/l	- ± -	0.24 ± 0.0474	-	-	-
Chlorothalonil Metabolite R471811	µg/l	0.135 ± 0.0209	0.104 ± 0.0173	0.0311	76.9	-0.77

Parameter	Unit	Assigned value ± U (k=2)	Result ± U	Criterion	Recovery [%]	En-Score
Chlorothalonil Metabolite R611968	µg/l	- ± -	- ± -	-	-	-
Chlorothalonil Metabolite SYN507900	µg/l	- ± -	- ± -	-	-	-
Chlorothalonil Metabolite SYN548580	µg/l	- ± -	- ± -	-	-	-
Chlorothalonil Metabolite SYN548581	µg/l	- ± -	- ± -	-	-	-

Sample: H113B

Parameter	Unit	Assigned value ± U (k=2)	Result ± U	Criterion	Recovery [%]	En-Score
2,4,5-Trichlorophenoxyacetic acid	µg/l	0.922 ± 0.0983	1.09 ± 0.1311	0.166	118	0.60
2,4-D (2,4-Dichlorphenoxyaceticacid)	µg/l	0.589 ± 0.0333	0.648 ± 0.0855	0.0824	110	0.34
Alachlor	µg/l	0.72 ± 0.0559	0.793 ± 0.0595	0.0864	110	0.56
Alachlor-t-acid (Alachlor-OA)	µg/l	0.744 ± 0.0777	0.783 ± 0.1444	0.112	105	0.13
Alachlor-t-sulfonic acid (Alachlor-ESA)	µg/l	0.39 ± 0.0361	0.437 ± 0.0733	0.0507	112	0.31
AMPA	µg/l	0.298 ± 0.0135	0.302 ± 0.0318	0.0388	101	0.05
Bentazone	µg/l	0.483 ± 0.0234	0.518 ± 0.1044	0.0724	107	0.17
Chlorothalonil Metabolite R611965 (3-carbamyl-2,4,5-trichlorobenzoic acid)	µg/l	0.305 ± 0.0342	0.309 ± 0.0299	0.0457	101	0.06
Chlorothalonil sulfonic acid (Chlorothalonil-ESA)	µg/l	0.333 ± 0.0423	- ± -	0.0567	-	-
Dicamba	µg/l	0.235 ± 0.00669	0.292 ± 0.0626	0.0469	124	0.46
Dichlorprop	µg/l	0.36 ± 0.0208	0.426 ± 0.0745	0.0432	118	0.44
Dimethachlor Metabolite - CGA 369873	µg/l	0.369 ± 0.0435	0.324 ± 0.0593	0.0776	87.7	-0.36
Glufosinate	µg/l	- ± -	0.206 ± 0.0411	-	-	-
Glyphosate	µg/l	0.739 ± 0.0169	0.733 ± 0.044	0.148	99.2	-0.07
MCPP (Mecoprop)	µg/l	0.138 ± 0.00484	0.148 ± 0.0317	0.018	107	0.15
Metazachlor	µg/l	0.439 ± 0.0168	0.423 ± 0.0741	0.0527	96.3	-0.11
Metazachlor ethane sulfonic acid (Metazachlor-ESA)	µg/l	0.291 ± 0.0291	- ± -	0.0553	-	-

Parameter	Unit	Assigned value ± U (k=2)	Result ± U	Criterion	Recovery [%]	En-Score
Metazachlor oxanilic acid (Metazachlor-OA)	µg/l	0.232 ± 0.039	- ± -	0.0486	-	-
Metolachlor	µg/l	0.814 ± 0.0297	0.822 ± 0.1355	0.122	101	0.03
s-Metolachlor ethanesulfonic acid (Metolachlor-ESA)	µg/l	0.196 ± 0.0331	0.829 ± 0.1515	0.0391	424	2.08
s-Metolachlor oxanilic acid (Metolachlor-OA)	µg/l	0.642 ± 0.131	- ± -	0.0898	-	-
Chlorothalonil-4-hydroxy	µg/l	- ± -	0.613 ± 0.1212	-	-	-
Chlorothalonil Metabolite R471811	µg/l	0.739 ± 0.0459	0.678 ± 0.1126	0.065	91.8	-0.26
Chlorothalonil Metabolite R611968	µg/l	- ± -	- ± -	-	-	-
Chlorothalonil Metabolite SYN507900	µg/l	- ± -	- ± -	-	-	-
Chlorothalonil Metabolite SYN548580	µg/l	- ± -	- ± -	-	-	-
Chlorothalonil Metabolite SYN548581	µg/l	- ± -	- ± -	-	-	-



Sample: H113A

Parameter	Unit	Assigned value ± U (k=2)	Result ± U	Criterion	Recovery [%]	z-Score
2,4,5-Trichlorophenoxyacetic acid	µg/l	0.579 ± 0.0539	- ± -	0.104	-	-
2,4-D (2,4-Dichlorphenoxyaceticacid)	µg/l	0.221 ± 0.0163	0.207 ± 0.052	0.031	93.6	-0.46
Alachlor	µg/l	0.379 ± 0.0178	0.394 ± 0.099	0.0455	104	0.32
Alachlor-t-acid (Alachlor-OA)	µg/l	0.155 ± 0.0123	0.161 ± 0.04	0.0232	104	0.27
Alachlor-t-sulfonic acid (Alachlor-ESA)	µg/l	0.406 ± 0.0301	0.438 ± 0.11	0.0528	108	0.60
AMPA	µg/l	0.303 ± 0.0248	- ± -	0.0394	-	-
Bentazone	µg/l	0.463 ± 0.0225	0.532 ± 0.133	0.0695	115	0.99
Chlorothalonil Metabolite R611965 (3-carbamyl-2,4,5-trichlorobenzoic acid)	µg/l	0.291 ± 0.0382	0.284 ± 0.071	0.0495	97.5	-0.14
Chlorothalonil sulfonic acid (Chlorothalonil-ESA)	µg/l	0.678 ± 0.136	0.87 ± 0.218	0.183	128	1.05
Dicamba	µg/l	0.635 ± 0.0644	- ± -	0.127	-	-
Dichlorprop	µg/l	0.741 ± 0.041	0.728 ± 0.182	0.0889	98.2	-0.15
Dimethachlor Metabolite - CGA 369873	µg/l	- ± -	0.861 ± 0.215	-	-	-
Glufosinate	µg/l	0.189 ± 0.0174	- ± -	0.0643	-	-
Glyphosate	µg/l	- ± -	- ± -	-	-	-
MCPP (Mecoprop)	µg/l	0.146 ± 0.00838	0.141 ± 0.035	0.019	96.3	-0.29
Metazachlor	µg/l	0.199 ± 0.0091	0.199 ± 0.05	0.0239	99.8	-0.02
Metazachlor ethane sulfonic acid (Metazachlor-ESA)	µg/l	0.132 ± 0.011	0.136 ± 0.034	0.025	103	0.17
Metazachlor oxanilic acid (Metazachlor-OA)	µg/l	0.49 ± 0.0451	0.611 ± 0.153	0.103	125	1.17
Metolachlor	µg/l	0.283 ± 0.0196	0.301 ± 0.075	0.0424	106	0.43
s-Metolachlor ethanesulfonic acid (Metolachlor-ESA)	µg/l	0.694 ± 0.134	0.795 ± 0.199	0.139	115	0.73
s-Metolachlor oxanilic acid (Metolachlor-OA)	µg/l	0.276 ± 0.0326	0.279 ± 0.07	0.0386	101	0.09
Chlorothalonil-4-hydroxy	µg/l	- ± -	0.224 ± 0.056	-	-	-
Chlorothalonil Metabolite R471811	µg/l	0.135 ± 0.0209	0.165 ± 0.041	0.0311	122	0.96

Summary of results Pesticides H113

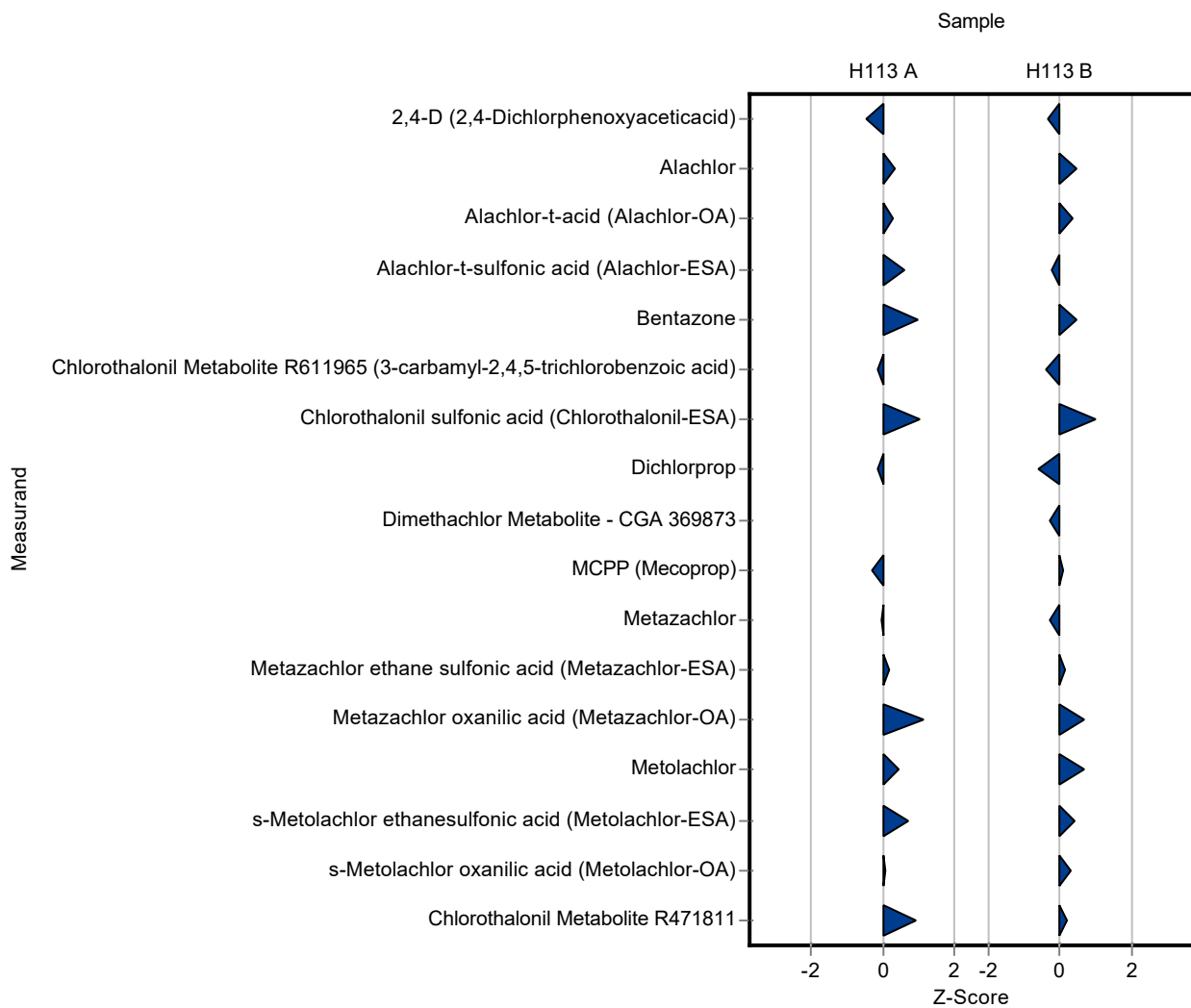
Labcode: LC0007

Parameter	Unit	Assigned value ± U (k=2)	Result ± U	Criterion	Recovery [%]	z-Score
Chlorothalonil Metabolite R611968	µg/l	- ± -	0.673 ± 0.168	-	-	-
Chlorothalonil Metabolite SYN507900	µg/l	- ± -	0.107 ± 0.027	-	-	-
Chlorothalonil Metabolite SYN548580	µg/l	- ± -	0.411 ± 0.103	-	-	-
Chlorothalonil Metabolite SYN548581	µg/l	- ± -	0.402 ± 0.101	-	-	-

Sample: H113B

Parameter	Unit	Assigned value ± U (k=2)	Result ± U	Criterion	Recovery [%]	z-Score
2,4,5-Trichlorophenoxyacetic acid	µg/l	0.922 ± 0.0983	- ± -	0.166	-	-
2,4-D (2,4-Dichlorphenoxyaceticacid)	µg/l	0.589 ± 0.0333	0.562 ± 0.141	0.0824	95.5	-0.32
Alachlor	µg/l	0.72 ± 0.0559	0.76 ± 0.19	0.0864	106	0.46
Alachlor-t-acid (Alachlor-OA)	µg/l	0.744 ± 0.0777	0.787 ± 0.197	0.112	106	0.38
Alachlor-t-sulfonic acid (Alachlor-ESA)	µg/l	0.39 ± 0.0361	0.379 ± 0.095	0.0507	97.2	-0.21
AMPA	µg/l	0.298 ± 0.0135	- ± -	0.0388	-	-
Bentazone	µg/l	0.483 ± 0.0234	0.516 ± 0.129	0.0724	107	0.46
Chlorothalonil Metabolite R611965 (3-carbamyl-2,4,5-trichlorobenzoic acid)	µg/l	0.305 ± 0.0342	0.287 ± 0.072	0.0457	94.1	-0.39
Chlorothalonil sulfonic acid (Chlorothalonil-ESA)	µg/l	0.333 ± 0.0423	0.391 ± 0.098	0.0567	117	1.02
Dicamba	µg/l	0.235 ± 0.00669	- ± -	0.0469	-	-
Dichlorprop	µg/l	0.36 ± 0.0208	0.334 ± 0.084	0.0432	92.8	-0.60
Dimethachlor Metabolite - CGA 369873	µg/l	0.369 ± 0.0435	0.346 ± 0.087	0.0776	93.7	-0.30
Glufosinate	µg/l	- ± -	- ± -	-	-	-
Glyphosate	µg/l	0.739 ± 0.0169	- ± -	0.148	-	-
MCPP (Mecoprop)	µg/l	0.138 ± 0.00484	0.14 ± 0.035	0.018	101	0.09
Metazachlor	µg/l	0.439 ± 0.0168	0.424 ± 0.106	0.0527	96.5	-0.29
Metazachlor ethane sulfonic acid (Metazachlor-ESA)	µg/l	0.291 ± 0.0291	0.298 ± 0.075	0.0553	102	0.12
Metazachlor oxanilic acid	µg/l	0.232 ± 0.039	0.265 ± 0.066	0.0486	114	0.69

Parameter	Unit	Assigned value ± U (k=2)	Result ± U	Criterion	Recovery [%]	z-Score
(Metazachlor-OA)						
Metolachlor	µg/l	0.814 ± 0.0297	0.894 ± 0.224	0.122	110	0.66
s-Metolachlor ethanesulfonic acid (Metolachlor-ESA)	µg/l	0.196 ± 0.0331	0.212 ± 0.053	0.0391	108	0.42
s-Metolachlor oxanilic acid (Metolachlor-OA)	µg/l	0.642 ± 0.131	0.669 ± 0.167	0.0898	104	0.30
Chlorothalonil-4-hydroxy	µg/l	- ± -	0.535 ± 0.134	-	-	-
Chlorothalonil Metabolite R471811	µg/l	0.739 ± 0.0459	0.752 ± 0.188	0.065	102	0.20
Chlorothalonil Metabolite R611968	µg/l	- ± -	0.295 ± 0.074	-	-	-
Chlorothalonil Metabolite SYN507900	µg/l	- ± -	0.186 ± 0.047	-	-	-
Chlorothalonil Metabolite SYN548580	µg/l	- ± -	0.497 ± 0.124	-	-	-
Chlorothalonil Metabolite SYN548581	µg/l	- ± -	0.228 ± 0.057	-	-	-



Sample: H113A

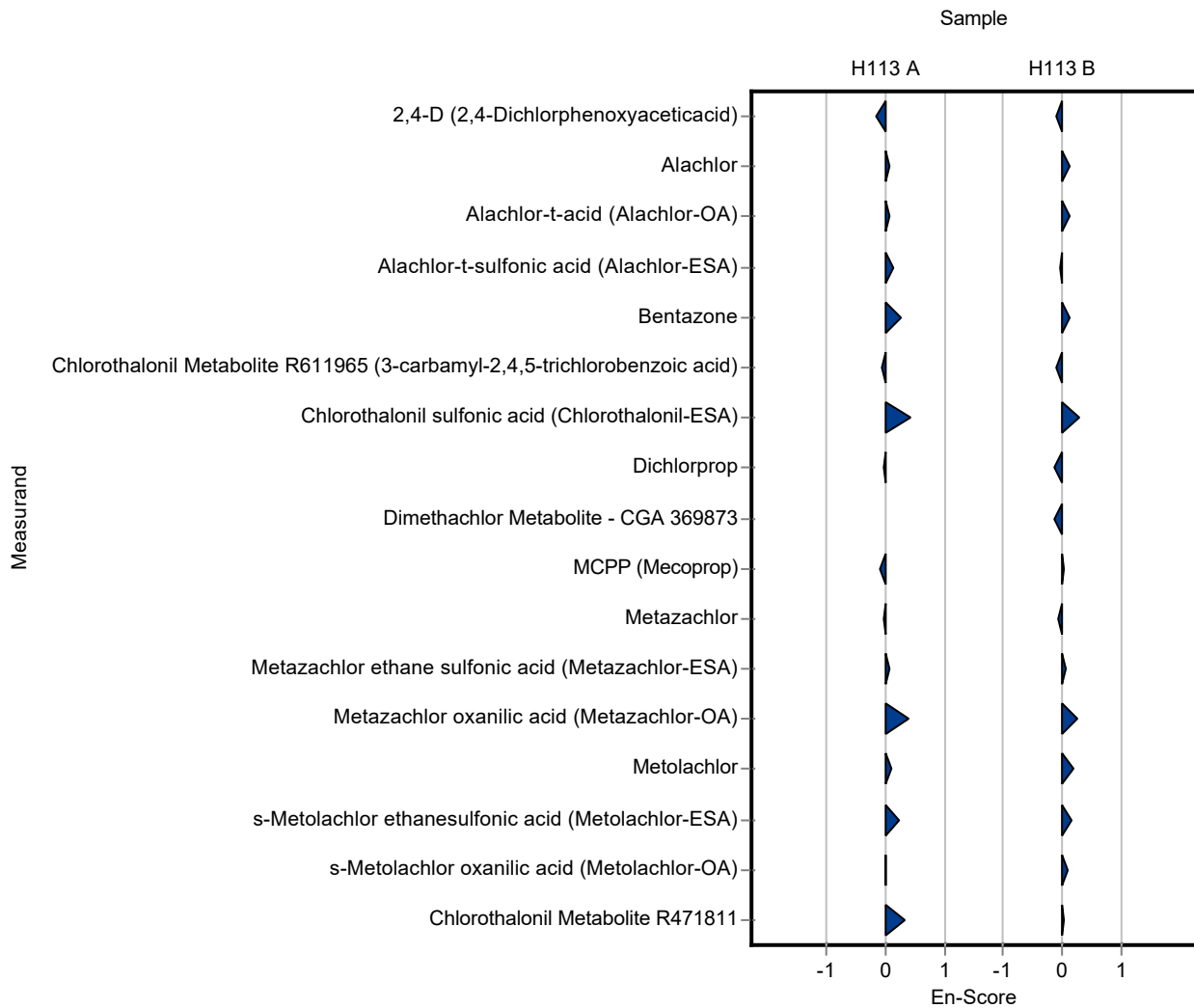
Parameter	Unit	Assigned value ± U (k=2)	Result ± U	Criterion	Recovery [%]	En-Score
2,4,5-Trichlorophenoxyacetic acid	µg/l	0.579 ± 0.0539	- ± -	0.104	-	-
2,4-D (2,4-Dichlorphenoxyaceticacid)	µg/l	0.221 ± 0.0163	0.207 ± 0.052	0.031	93.6	-0.14
Alachlor	µg/l	0.379 ± 0.0178	0.394 ± 0.099	0.0455	104	0.07
Alachlor-t-acid (Alachlor-OA)	µg/l	0.155 ± 0.0123	0.161 ± 0.04	0.0232	104	0.08
Alachlor-t-sulfonic acid (Alachlor-ESA)	µg/l	0.406 ± 0.0301	0.438 ± 0.11	0.0528	108	0.14
AMPA	µg/l	0.303 ± 0.0248	- ± -	0.0394	-	-
Bentazone	µg/l	0.463 ± 0.0225	0.532 ± 0.133	0.0695	115	0.26
Chlorothalonil Metabolite R611965 (3-carbamyl-2,4,5-trichlorobenzoic acid)	µg/l	0.291 ± 0.0382	0.284 ± 0.071	0.0495	97.5	-0.05
Chlorothalonil sulfonic acid (Chlorothalonil-ESA)	µg/l	0.678 ± 0.136	0.87 ± 0.218	0.183	128	0.42
Dicamba	µg/l	0.635 ± 0.0644	- ± -	0.127	-	-
Dichlorprop	µg/l	0.741 ± 0.041	0.728 ± 0.182	0.0889	98.2	-0.04
Dimethachlor Metabolite - CGA 369873	µg/l	- ± -	0.861 ± 0.215	-	-	-
Glufosinate	µg/l	0.189 ± 0.0174	- ± -	0.0643	-	-
Glyphosate	µg/l	- ± -	- ± -	-	-	-
MCPP (Mecoprop)	µg/l	0.146 ± 0.00838	0.141 ± 0.035	0.019	96.3	-0.08
Metazachlor	µg/l	0.199 ± 0.0091	0.199 ± 0.05	0.0239	99.8	0.00
Metazachlor ethane sulfonic acid (Metazachlor-ESA)	µg/l	0.132 ± 0.011	0.136 ± 0.034	0.025	103	0.06
Metazachlor oxanilic acid (Metazachlor-OA)	µg/l	0.49 ± 0.0451	0.611 ± 0.153	0.103	125	0.39
Metolachlor	µg/l	0.283 ± 0.0196	0.301 ± 0.075	0.0424	106	0.12
s-Metolachlor ethanesulfonic acid (Metolachlor-ESA)	µg/l	0.694 ± 0.134	0.795 ± 0.199	0.139	115	0.24
s-Metolachlor oxanilic acid (Metolachlor-OA)	µg/l	0.276 ± 0.0326	0.279 ± 0.07	0.0386	101	0.02
Chlorothalonil-4-hydroxy	µg/l	- ± -	0.224 ± 0.056	-	-	-
Chlorothalonil Metabolite R471811	µg/l	0.135 ± 0.0209	0.165 ± 0.041	0.0311	122	0.35

Parameter	Unit	Assigned value ± U (k=2)	Result ± U	Criterion	Recovery [%]	En-Score
Chlorothalonil Metabolite R611968	µg/l	- ± -	0.673 ± 0.168	-	-	-
Chlorothalonil Metabolite SYN507900	µg/l	- ± -	0.107 ± 0.027	-	-	-
Chlorothalonil Metabolite SYN548580	µg/l	- ± -	0.411 ± 0.103	-	-	-
Chlorothalonil Metabolite SYN548581	µg/l	- ± -	0.402 ± 0.101	-	-	-

Sample: H113B

Parameter	Unit	Assigned value ± U (k=2)	Result ± U	Criterion	Recovery [%]	En-Score
2,4,5-Trichlorophenoxyacetic acid	µg/l	0.922 ± 0.0983	- ± -	0.166	-	-
2,4-D (2,4-Dichlorphenoxyaceticacid)	µg/l	0.589 ± 0.0333	0.562 ± 0.141	0.0824	95.5	-0.09
Alachlor	µg/l	0.72 ± 0.0559	0.76 ± 0.19	0.0864	106	0.10
Alachlor-t-acid (Alachlor-OA)	µg/l	0.744 ± 0.0777	0.787 ± 0.197	0.112	106	0.11
Alachlor-t-sulfonic acid (Alachlor-ESA)	µg/l	0.39 ± 0.0361	0.379 ± 0.095	0.0507	97.2	-0.06
AMPA	µg/l	0.298 ± 0.0135	- ± -	0.0388	-	-
Bentazone	µg/l	0.483 ± 0.0234	0.516 ± 0.129	0.0724	107	0.13
Chlorothalonil Metabolite R611965 (3-carbamyl-2,4,5-trichlorobenzoic acid)	µg/l	0.305 ± 0.0342	0.287 ± 0.072	0.0457	94.1	-0.12
Chlorothalonil sulfonic acid (Chlorothalonil-ESA)	µg/l	0.333 ± 0.0423	0.391 ± 0.098	0.0567	117	0.29
Dicamba	µg/l	0.235 ± 0.00669	- ± -	0.0469	-	-
Dichlorprop	µg/l	0.36 ± 0.0208	0.334 ± 0.084	0.0432	92.8	-0.15
Dimethachlor Metabolite - CGA 369873	µg/l	0.369 ± 0.0435	0.346 ± 0.087	0.0776	93.7	-0.13
Glufosinate	µg/l	- ± -	- ± -	-	-	-
Glyphosate	µg/l	0.739 ± 0.0169	- ± -	0.148	-	-
MCPP (Mecoprop)	µg/l	0.138 ± 0.00484	0.14 ± 0.035	0.018	101	0.02
Metazachlor	µg/l	0.439 ± 0.0168	0.424 ± 0.106	0.0527	96.5	-0.07
Metazachlor ethane sulfonic acid (Metazachlor-ESA)	µg/l	0.291 ± 0.0291	0.298 ± 0.075	0.0553	102	0.04

Parameter	Unit	Assigned value ± U (k=2)	Result ± U	Criterion	Recovery [%]	En-Score
Metazachlor oxanilic acid (Metazachlor-OA)	µg/l	0.232 ± 0.039	0.265 ± 0.066	0.0486	114	0.24
Metolachlor	µg/l	0.814 ± 0.0297	0.894 ± 0.224	0.122	110	0.18
s-Metolachlor ethanesulfonic acid (Metolachlor-ESA)	µg/l	0.196 ± 0.0331	0.212 ± 0.053	0.0391	108	0.15
s-Metolachlor oxanilic acid (Metolachlor-OA)	µg/l	0.642 ± 0.131	0.669 ± 0.167	0.0898	104	0.08
Chlorothalonil-4-hydroxy	µg/l	- ± -	0.535 ± 0.134	-	-	-
Chlorothalonil Metabolite R471811	µg/l	0.739 ± 0.0459	0.752 ± 0.188	0.065	102	0.03
Chlorothalonil Metabolite R611968	µg/l	- ± -	0.295 ± 0.074	-	-	-
Chlorothalonil Metabolite SYN507900	µg/l	- ± -	0.186 ± 0.047	-	-	-
Chlorothalonil Metabolite SYN548580	µg/l	- ± -	0.497 ± 0.124	-	-	-
Chlorothalonil Metabolite SYN548581	µg/l	- ± -	0.228 ± 0.057	-	-	-



Sample: H113A

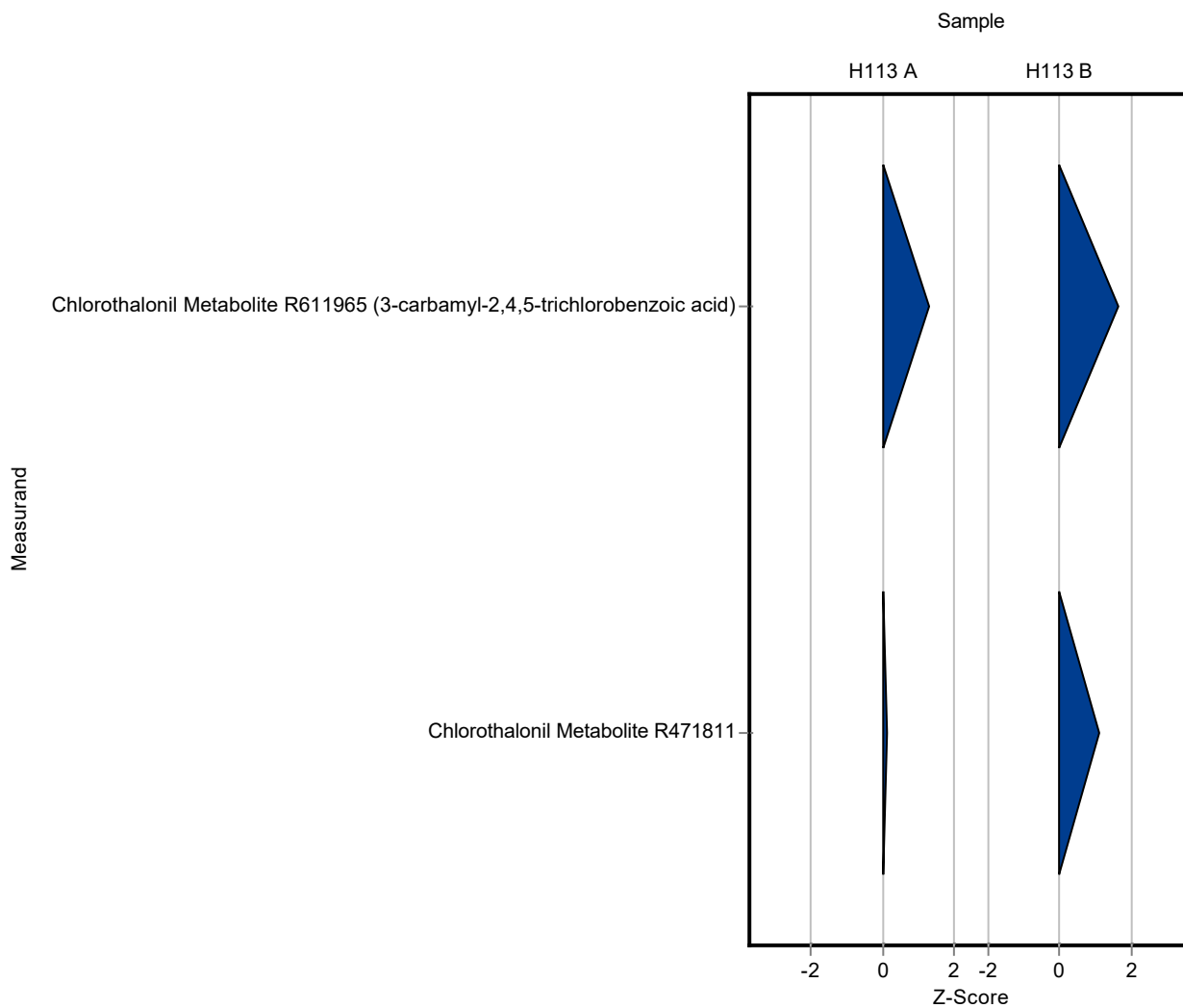
Parameter	Unit	Assigned value ± U (k=2)	Result ± U	Criterion	Recovery [%]	z-Score
2,4,5-Trichlorophenoxyacetic acid	µg/l	0.579 ± 0.0539	- ± -	0.104	-	-
2,4-D (2,4-Dichlorophenoxyacetic acid)	µg/l	0.221 ± 0.0163	- ± -	0.031	-	-
Alachlor	µg/l	0.379 ± 0.0178	- ± -	0.0455	-	-
Alachlor-t-acid (Alachlor-OA)	µg/l	0.155 ± 0.0123	- ± -	0.0232	-	-
Alachlor-t-sulfonic acid (Alachlor-ESA)	µg/l	0.406 ± 0.0301	- ± -	0.0528	-	-
AMPA	µg/l	0.303 ± 0.0248	- ± -	0.0394	-	-
Bentazone	µg/l	0.463 ± 0.0225	- ± -	0.0695	-	-
Chlorothalonil Metabolite R611965 (3-carbamyl-2,4,5-trichlorobenzoic acid)	µg/l	0.291 ± 0.0382	0.355 ± 0.11	0.0495	122	1.29
Chlorothalonil sulfonic acid (Chlorothalonil-ESA)	µg/l	0.678 ± 0.136	- ± -	0.183	-	-
Dicamba	µg/l	0.635 ± 0.0644	- ± -	0.127	-	-
Dichlorprop	µg/l	0.741 ± 0.041	- ± -	0.0889	-	-
Dimethachlor Metabolite - CGA 369873	µg/l	- ± -	- ± -	-	-	-
Glufosinate	µg/l	0.189 ± 0.0174	- ± -	0.0643	-	-
Glyphosate	µg/l	- ± -	- ± -	-	-	-
MCPP (Mecoprop)	µg/l	0.146 ± 0.00838	- ± -	0.019	-	-
Metazachlor	µg/l	0.199 ± 0.0091	- ± -	0.0239	-	-
Metazachlor ethane sulfonic acid (Metazachlor-ESA)	µg/l	0.132 ± 0.011	- ± -	0.025	-	-
Metazachlor oxanilic acid (Metazachlor-OA)	µg/l	0.49 ± 0.0451	- ± -	0.103	-	-
Metolachlor	µg/l	0.283 ± 0.0196	- ± -	0.0424	-	-
s-Metolachlor ethanesulfonic acid (Metolachlor-ESA)	µg/l	0.694 ± 0.134	- ± -	0.139	-	-
s-Metolachlor oxanilic acid (Metolachlor-OA)	µg/l	0.276 ± 0.0326	- ± -	0.0386	-	-
Chlorothalonil-4-hydroxy	µg/l	- ± -	0.19 ± 0.06	-	-	-
Chlorothalonil Metabolite R471811	µg/l	0.135 ± 0.0209	0.14 ± 0.04	0.0311	104	0.15

Parameter	Unit	Assigned value ± U (k=2)	Result ± U	Criterion	Recovery [%]	z-Score
Chlorothalonil Metabolite R611968	µg/l	- ± -	0.685 ± 0.21	-	-	-
Chlorothalonil Metabolite SYN507900	µg/l	- ± -	0.097 ± 0.03	-	-	-
Chlorothalonil Metabolite SYN548580	µg/l	- ± -	- ± -	-	-	-
Chlorothalonil Metabolite SYN548581	µg/l	- ± -	0.49 ± 0.15	-	-	-

Sample: H113B

Parameter	Unit	Assigned value ± U (k=2)	Result ± U	Criterion	Recovery [%]	z-Score
2,4,5-Trichlorophenoxyacetic acid	µg/l	0.922 ± 0.0983	- ± -	0.166	-	-
2,4-D (2,4-Dichlorphenoxyaceticacid)	µg/l	0.589 ± 0.0333	- ± -	0.0824	-	-
Alachlor	µg/l	0.72 ± 0.0559	- ± -	0.0864	-	-
Alachlor-t-acid (Alachlor-OA)	µg/l	0.744 ± 0.0777	- ± -	0.112	-	-
Alachlor-t-sulfonic acid (Alachlor-ESA)	µg/l	0.39 ± 0.0361	- ± -	0.0507	-	-
AMPA	µg/l	0.298 ± 0.0135	- ± -	0.0388	-	-
Bentazone	µg/l	0.483 ± 0.0234	- ± -	0.0724	-	-
Chlorothalonil Metabolite R611965 (3-carbamyl-2,4,5-trichlorobenzoic acid)	µg/l	0.305 ± 0.0342	0.38 ± 0.11	0.0457	125	1.64
Chlorothalonil sulfonic acid (Chlorothalonil-ESA)	µg/l	0.333 ± 0.0423	- ± -	0.0567	-	-
Dicamba	µg/l	0.235 ± 0.00669	- ± -	0.0469	-	-
Dichlorprop	µg/l	0.36 ± 0.0208	- ± -	0.0432	-	-
Dimethachlor Metabolite - CGA 369873	µg/l	0.369 ± 0.0435	- ± -	0.0776	-	-
Glufosinate	µg/l	- ± -	- ± -	-	-	-
Glyphosate	µg/l	0.739 ± 0.0169	- ± -	0.148	-	-
MCP (Mecoprop)	µg/l	0.138 ± 0.00484	- ± -	0.018	-	-
Metazachlor	µg/l	0.439 ± 0.0168	- ± -	0.0527	-	-
Metazachlor ethane sulfonic acid (Metazachlor-ESA)	µg/l	0.291 ± 0.0291	- ± -	0.0553	-	-
Metazachlor oxanilic acid	µg/l	0.232 ± 0.039	- ± -	0.0486	-	-

Parameter	Unit	Assigned value ± U (k=2)	Result ± U	Criterion	Recovery [%]	z-Score
(Metazachlor-OA)						
Metolachlor	µg/l	0.814 ± 0.0297	- ± -	0.122	-	-
s-Metolachlor ethanesulfonic acid (Metolachlor-ESA)	µg/l	0.196 ± 0.0331	- ± -	0.0391	-	-
s-Metolachlor oxanilic acid (Metolachlor-OA)	µg/l	0.642 ± 0.131	- ± -	0.0898	-	-
Chlorothalonil-4-hydroxy	µg/l	- ± -	0.48 ± 0.14	-	-	-
Chlorothalonil Metabolite R471811	µg/l	0.739 ± 0.0459	0.81 ± 0.24	0.065	110	1.09
Chlorothalonil Metabolite R611968	µg/l	- ± -	0.315 ± 0.1	-	-	-
Chlorothalonil Metabolite SYN507900	µg/l	- ± -	0.175 ± 0.05	-	-	-
Chlorothalonil Metabolite SYN548580	µg/l	- ± -	- ± -	-	-	-
Chlorothalonil Metabolite SYN548581	µg/l	- ± -	0.275 ± 0.08	-	-	-



Sample: H113A

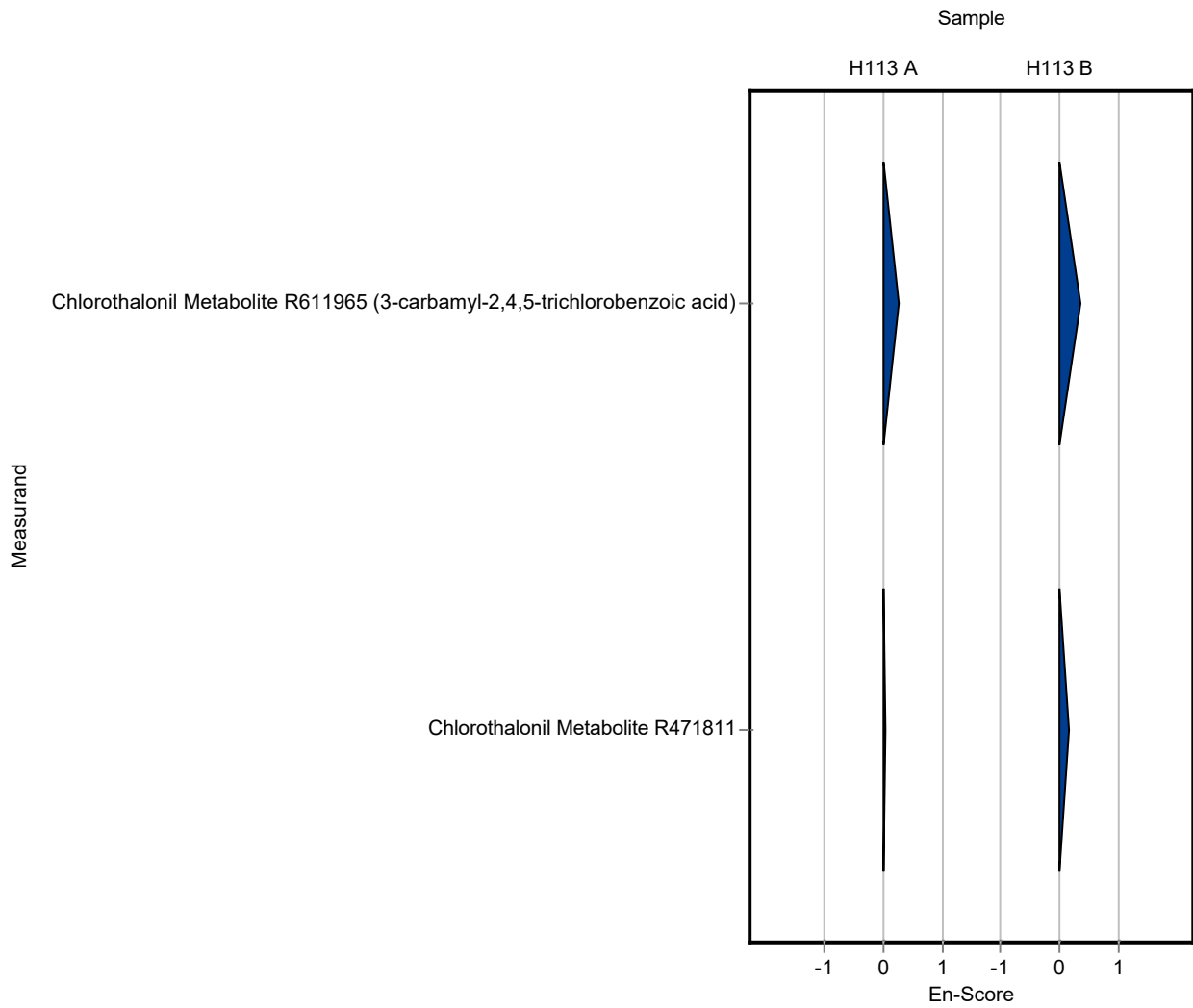
Parameter	Unit	Assigned value ± U (k=2)	Result ± U	Criterion	Recovery [%]	En-Score
2,4,5-Trichlorophenoxyacetic acid	µg/l	0.579 ± 0.0539	- ± -	0.104	-	-
2,4-D (2,4-Dichlorphenoxyaceticacid)	µg/l	0.221 ± 0.0163	- ± -	0.031	-	-
Alachlor	µg/l	0.379 ± 0.0178	- ± -	0.0455	-	-
Alachlor-t-acid (Alachlor-OA)	µg/l	0.155 ± 0.0123	- ± -	0.0232	-	-
Alachlor-t-sulfonic acid (Alachlor-ESA)	µg/l	0.406 ± 0.0301	- ± -	0.0528	-	-
AMPA	µg/l	0.303 ± 0.0248	- ± -	0.0394	-	-
Bentazone	µg/l	0.463 ± 0.0225	- ± -	0.0695	-	-
Chlorothalonil Metabolite R611965 (3-carbamyl-2,4,5-trichlorobenzoic acid)	µg/l	0.291 ± 0.0382	0.355 ± 0.11	0.0495	122	0.29
Chlorothalonil sulfonic acid (Chlorothalonil-ESA)	µg/l	0.678 ± 0.136	- ± -	0.183	-	-
Dicamba	µg/l	0.635 ± 0.0644	- ± -	0.127	-	-
Dichlorprop	µg/l	0.741 ± 0.041	- ± -	0.0889	-	-
Dimethachlor Metabolite - CGA 369873	µg/l	- ± -	- ± -	-	-	-
Glufosinate	µg/l	0.189 ± 0.0174	- ± -	0.0643	-	-
Glyphosate	µg/l	- ± -	- ± -	-	-	-
MCPP (Mecoprop)	µg/l	0.146 ± 0.00838	- ± -	0.019	-	-
Metazachlor	µg/l	0.199 ± 0.0091	- ± -	0.0239	-	-
Metazachlor ethane sulfonic acid (Metazachlor-ESA)	µg/l	0.132 ± 0.011	- ± -	0.025	-	-
Metazachlor oxanilic acid (Metazachlor-OA)	µg/l	0.49 ± 0.0451	- ± -	0.103	-	-
Metolachlor	µg/l	0.283 ± 0.0196	- ± -	0.0424	-	-
s-Metolachlor ethanesulfonic acid (Metolachlor-ESA)	µg/l	0.694 ± 0.134	- ± -	0.139	-	-
s-Metolachlor oxanilic acid (Metolachlor-OA)	µg/l	0.276 ± 0.0326	- ± -	0.0386	-	-
Chlorothalonil-4-hydroxy	µg/l	- ± -	0.19 ± 0.06	-	-	-
Chlorothalonil Metabolite R471811	µg/l	0.135 ± 0.0209	0.14 ± 0.04	0.0311	104	0.06

Parameter	Unit	Assigned value ± U (k=2)	Result ± U	Criterion	Recovery [%]	En-Score
Chlorothalonil Metabolite R611968	µg/l	- ± -	0.685 ± 0.21	-	-	-
Chlorothalonil Metabolite SYN507900	µg/l	- ± -	0.097 ± 0.03	-	-	-
Chlorothalonil Metabolite SYN548580	µg/l	- ± -	- ± -	-	-	-
Chlorothalonil Metabolite SYN548581	µg/l	- ± -	0.49 ± 0.15	-	-	-

Sample: H113B

Parameter	Unit	Assigned value ± U (k=2)	Result ± U	Criterion	Recovery [%]	En-Score
2,4,5-Trichlorophenoxyacetic acid	µg/l	0.922 ± 0.0983	- ± -	0.166	-	-
2,4-D (2,4-Dichlorphenoxyaceticacid)	µg/l	0.589 ± 0.0333	- ± -	0.0824	-	-
Alachlor	µg/l	0.72 ± 0.0559	- ± -	0.0864	-	-
Alachlor-t-acid (Alachlor-OA)	µg/l	0.744 ± 0.0777	- ± -	0.112	-	-
Alachlor-t-sulfonic acid (Alachlor-ESA)	µg/l	0.39 ± 0.0361	- ± -	0.0507	-	-
AMPA	µg/l	0.298 ± 0.0135	- ± -	0.0388	-	-
Bentazone	µg/l	0.483 ± 0.0234	- ± -	0.0724	-	-
Chlorothalonil Metabolite R611965 (3-carbamyl-2,4,5-trichlorobenzoic acid)	µg/l	0.305 ± 0.0342	0.38 ± 0.11	0.0457	125	0.34
Chlorothalonil sulfonic acid (Chlorothalonil-ESA)	µg/l	0.333 ± 0.0423	- ± -	0.0567	-	-
Dicamba	µg/l	0.235 ± 0.00669	- ± -	0.0469	-	-
Dichlorprop	µg/l	0.36 ± 0.0208	- ± -	0.0432	-	-
Dimethachlor Metabolite - CGA 369873	µg/l	0.369 ± 0.0435	- ± -	0.0776	-	-
Glufosinate	µg/l	- ± -	- ± -	-	-	-
Glyphosate	µg/l	0.739 ± 0.0169	- ± -	0.148	-	-
MCPP (Mecoprop)	µg/l	0.138 ± 0.00484	- ± -	0.018	-	-
Metazachlor	µg/l	0.439 ± 0.0168	- ± -	0.0527	-	-
Metazachlor ethane sulfonic acid (Metazachlor-ESA)	µg/l	0.291 ± 0.0291	- ± -	0.0553	-	-

Parameter	Unit	Assigned value ± U (k=2)	Result ± U	Criterion Recovery [%]	En-Score
Metazachlor oxanilic acid (Metazachlor-OA)	µg/l	0.232 ± 0.039	- ± -	0.0486	-
Metolachlor	µg/l	0.814 ± 0.0297	- ± -	0.122	-
s-Metolachlor ethanesulfonic acid (Metolachlor-ESA)	µg/l	0.196 ± 0.0331	- ± -	0.0391	-
s-Metolachlor oxanilic acid (Metolachlor-OA)	µg/l	0.642 ± 0.131	- ± -	0.0898	-
Chlorothalonil-4-hydroxy	µg/l	- ± -	0.48 ± 0.14	-	-
Chlorothalonil Metabolite R471811	µg/l	0.739 ± 0.0459	0.81 ± 0.24	0.065	110
Chlorothalonil Metabolite R611968	µg/l	- ± -	0.315 ± 0.1	-	-
Chlorothalonil Metabolite SYN507900	µg/l	- ± -	0.175 ± 0.05	-	-
Chlorothalonil Metabolite SYN548580	µg/l	- ± -	- ± -	-	-
Chlorothalonil Metabolite SYN548581	µg/l	- ± -	0.275 ± 0.08	-	-



Sample: H113A

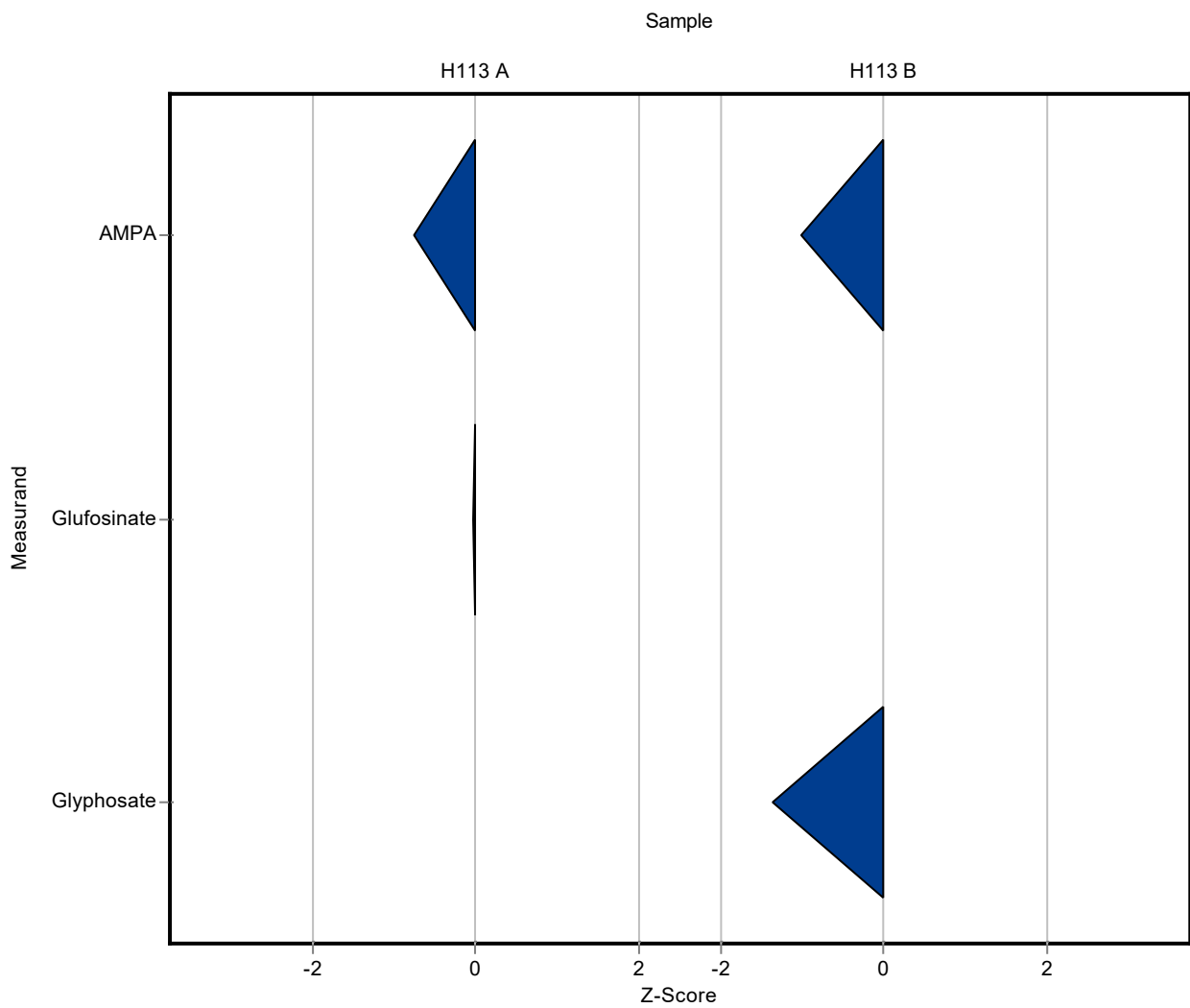
Parameter	Unit	Assigned value ± U (k=2)	Result ± U	Criterion	Recovery [%]	z-Score
2,4,5-Trichlorophenoxyacetic acid	µg/l	0.579 ± 0.0539	- ± -	0.104	-	-
2,4-D (2,4-Dichlorphenoxyaceticacid)	µg/l	0.221 ± 0.0163	- ± -	0.031	-	-
Alachlor	µg/l	0.379 ± 0.0178	- ± -	0.0455	-	-
Alachlor-t-acid (Alachlor-OA)	µg/l	0.155 ± 0.0123	- ± -	0.0232	-	-
Alachlor-t-sulfonic acid (Alachlor-ESA)	µg/l	0.406 ± 0.0301	- ± -	0.0528	-	-
AMPA	µg/l	0.303 ± 0.0248	0.273 ± 0.093	0.0394	90.1	-0.76
Bentazone	µg/l	0.463 ± 0.0225	- ± -	0.0695	-	-
Chlorothalonil Metabolite R611965 (3-carbamyl-2,4,5-trichlorobenzoic acid)	µg/l	0.291 ± 0.0382	- ± -	0.0495	-	-
Chlorothalonil sulfonic acid (Chlorothalonil-ESA)	µg/l	0.678 ± 0.136	- ± -	0.183	-	-
Dicamba	µg/l	0.635 ± 0.0644	- ± -	0.127	-	-
Dichlorprop	µg/l	0.741 ± 0.041	- ± -	0.0889	-	-
Dimethachlor Metabolite - CGA 369873	µg/l	- ± -	- ± -	-	-	-
Glufosinate	µg/l	0.189 ± 0.0174	0.187 ± 0.065	0.0643	98.9	-0.03
Glyphosate	µg/l	- ± -	<0.03 (LOQ) ± -	-	-	-
MCPP (Mecoprop)	µg/l	0.146 ± 0.00838	- ± -	0.019	-	-
Metazachlor	µg/l	0.199 ± 0.0091	- ± -	0.0239	-	-
Metazachlor ethane sulfonic acid (Metazachlor-ESA)	µg/l	0.132 ± 0.011	- ± -	0.025	-	-
Metazachlor oxanilic acid (Metazachlor-OA)	µg/l	0.49 ± 0.0451	- ± -	0.103	-	-
Metolachlor	µg/l	0.283 ± 0.0196	- ± -	0.0424	-	-
s-Metolachlor ethanesulfonic acid (Metolachlor-ESA)	µg/l	0.694 ± 0.134	- ± -	0.139	-	-
s-Metolachlor oxanilic acid (Metolachlor-OA)	µg/l	0.276 ± 0.0326	- ± -	0.0386	-	-
Chlorothalonil-4-hydroxy	µg/l	- ± -	- ± -	-	-	-
Chlorothalonil Metabolite R471811	µg/l	0.135 ± 0.0209	- ± -	0.0311	-	-

Parameter	Unit	Assigned value ± U (k=2)	Result ± U	Criterion	Recovery [%]	z-Score
Chlorothalonil Metabolite R611968	µg/l	- ± -	- ± -	-	-	-
Chlorothalonil Metabolite SYN507900	µg/l	- ± -	- ± -	-	-	-
Chlorothalonil Metabolite SYN548580	µg/l	- ± -	- ± -	-	-	-
Chlorothalonil Metabolite SYN548581	µg/l	- ± -	- ± -	-	-	-

Sample: H113B

Parameter	Unit	Assigned value ± U (k=2)	Result ± U	Criterion	Recovery [%]	z-Score
2,4,5-Trichlorophenoxyacetic acid	µg/l	0.922 ± 0.0983	- ± -	0.166	-	-
2,4-D (2,4-Dichlorphenoxyaceticacid)	µg/l	0.589 ± 0.0333	- ± -	0.0824	-	-
Alachlor	µg/l	0.72 ± 0.0559	- ± -	0.0864	-	-
Alachlor-t-acid (Alachlor-OA)	µg/l	0.744 ± 0.0777	- ± -	0.112	-	-
Alachlor-t-sulfonic acid (Alachlor-ESA)	µg/l	0.39 ± 0.0361	- ± -	0.0507	-	-
AMPA	µg/l	0.298 ± 0.0135	0.259 ± 0.088	0.0388	86.8	-1.02
Bentazone	µg/l	0.483 ± 0.0234	- ± -	0.0724	-	-
Chlorothalonil Metabolite R611965 (3-carbamyl-2,4,5-trichlorobenzoic acid)	µg/l	0.305 ± 0.0342	- ± -	0.0457	-	-
Chlorothalonil sulfonic acid (Chlorothalonil-ESA)	µg/l	0.333 ± 0.0423	- ± -	0.0567	-	-
Dicamba	µg/l	0.235 ± 0.00669	- ± -	0.0469	-	-
Dichlorprop	µg/l	0.36 ± 0.0208	- ± -	0.0432	-	-
Dimethachlor Metabolite - CGA 369873	µg/l	0.369 ± 0.0435	- ± -	0.0776	-	-
Glufosinate	µg/l	- ± -	0.312 ± 0.109	-	-	-
Glyphosate	µg/l	0.739 ± 0.0169	0.537 ± 0.199	0.148	72.7	-1.37
MCPP (Mecoprop)	µg/l	0.138 ± 0.00484	- ± -	0.018	-	-
Metazachlor	µg/l	0.439 ± 0.0168	- ± -	0.0527	-	-
Metazachlor ethane sulfonic acid (Metazachlor-ESA)	µg/l	0.291 ± 0.0291	- ± -	0.0553	-	-
Metazachlor oxanilic acid	µg/l	0.232 ± 0.039	- ± -	0.0486	-	-

Parameter	Unit	Assigned value ± U (k=2)	Result ± U	Criterion Recovery [%]	z-Score
(Metazachlor-OA)					
Metolachlor	µg/l	0.814 ± 0.0297	- ± -	0.122	-
s-Metolachlor ethanesulfonic acid (Metolachlor-ESA)	µg/l	0.196 ± 0.0331	- ± -	0.0391	-
s-Metolachlor oxanilic acid (Metolachlor-OA)	µg/l	0.642 ± 0.131	- ± -	0.0898	-
Chlorothalonil-4-hydroxy	µg/l	- ± -	- ± -	-	-
Chlorothalonil Metabolite R471811	µg/l	0.739 ± 0.0459	- ± -	0.065	-
Chlorothalonil Metabolite R611968	µg/l	- ± -	- ± -	-	-
Chlorothalonil Metabolite SYN507900	µg/l	- ± -	- ± -	-	-
Chlorothalonil Metabolite SYN548580	µg/l	- ± -	- ± -	-	-
Chlorothalonil Metabolite SYN548581	µg/l	- ± -	- ± -	-	-



Sample: H113A

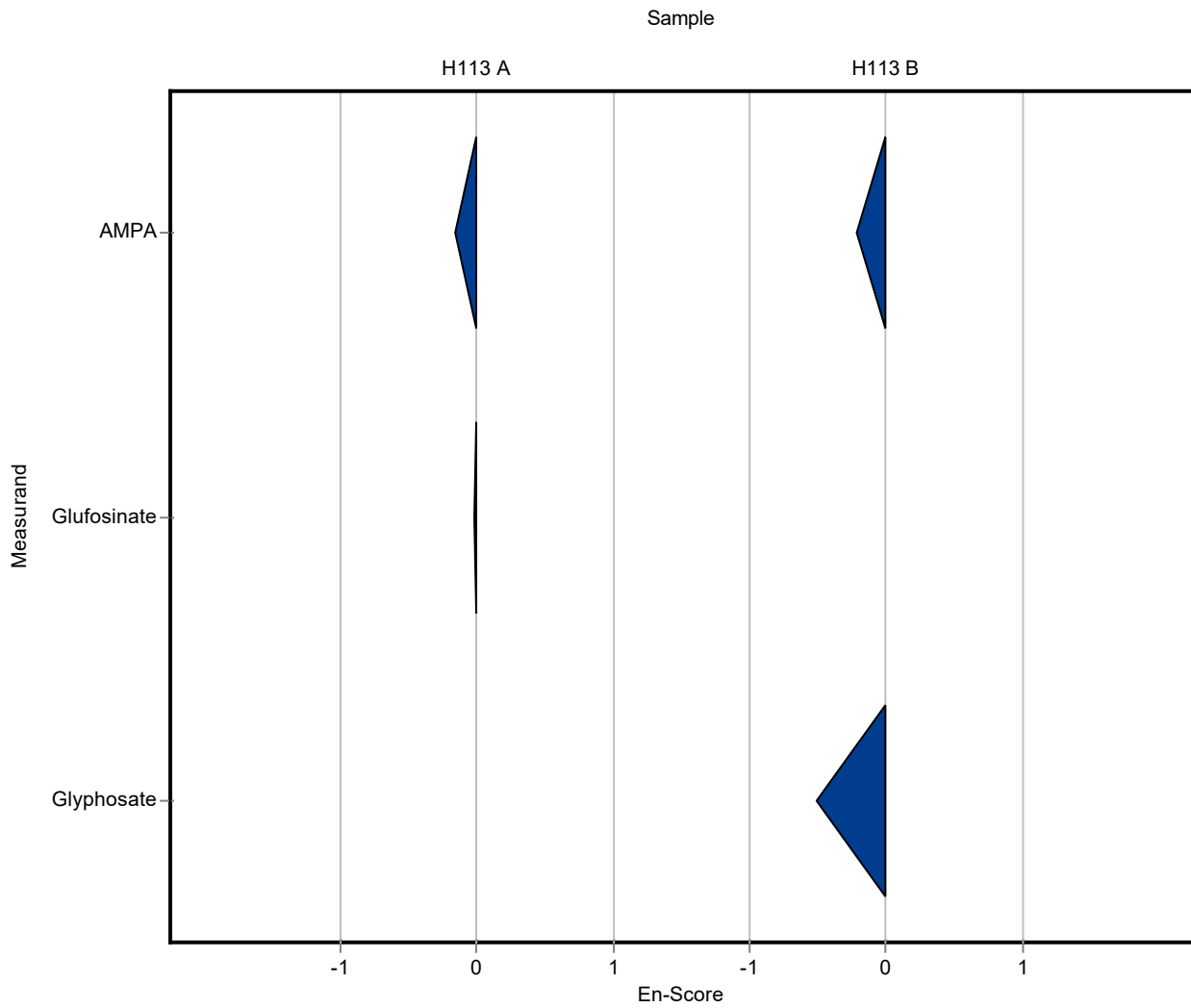
Parameter	Unit	Assigned value ± U (k=2)	Result ± U	Criterion	Recovery [%]	En-Score
2,4,5-Trichlorophenoxyacetic acid	µg/l	0.579 ± 0.0539	- ± -	0.104	-	-
2,4-D (2,4-Dichlorphenoxyaceticacid)	µg/l	0.221 ± 0.0163	- ± -	0.031	-	-
Alachlor	µg/l	0.379 ± 0.0178	- ± -	0.0455	-	-
Alachlor-t-acid (Alachlor-OA)	µg/l	0.155 ± 0.0123	- ± -	0.0232	-	-
Alachlor-t-sulfonic acid (Alachlor-ESA)	µg/l	0.406 ± 0.0301	- ± -	0.0528	-	-
AMPA	µg/l	0.303 ± 0.0248	0.273 ± 0.093	0.0394	90.1	-0.16
Bentazone	µg/l	0.463 ± 0.0225	- ± -	0.0695	-	-
Chlorothalonil Metabolite R611965 (3-carbamyl-2,4,5-trichlorobenzoic acid)	µg/l	0.291 ± 0.0382	- ± -	0.0495	-	-
Chlorothalonil sulfonic acid (Chlorothalonil-ESA)	µg/l	0.678 ± 0.136	- ± -	0.183	-	-
Dicamba	µg/l	0.635 ± 0.0644	- ± -	0.127	-	-
Dichlorprop	µg/l	0.741 ± 0.041	- ± -	0.0889	-	-
Dimethachlor Metabolite - CGA 369873	µg/l	- ± -	- ± -	-	-	-
Glufosinate	µg/l	0.189 ± 0.0174	0.187 ± 0.065	0.0643	98.9	-0.02
Glyphosate	µg/l	- ± -	<0.03 (LOQ) ± -	-	-	-
MCPP (Mecoprop)	µg/l	0.146 ± 0.00838	- ± -	0.019	-	-
Metazachlor	µg/l	0.199 ± 0.0091	- ± -	0.0239	-	-
Metazachlor ethane sulfonic acid (Metazachlor-ESA)	µg/l	0.132 ± 0.011	- ± -	0.025	-	-
Metazachlor oxanilic acid (Metazachlor-OA)	µg/l	0.49 ± 0.0451	- ± -	0.103	-	-
Metolachlor	µg/l	0.283 ± 0.0196	- ± -	0.0424	-	-
s-Metolachlor ethanesulfonic acid (Metolachlor-ESA)	µg/l	0.694 ± 0.134	- ± -	0.139	-	-
s-Metolachlor oxanilic acid (Metolachlor-OA)	µg/l	0.276 ± 0.0326	- ± -	0.0386	-	-
Chlorothalonil-4-hydroxy	µg/l	- ± -	- ± -	-	-	-
Chlorothalonil Metabolite R471811	µg/l	0.135 ± 0.0209	- ± -	0.0311	-	-

Parameter	Unit	Assigned value ± U (k=2)	Result ± U	Criterion	Recovery [%]	En-Score
Chlorothalonil Metabolite R611968	µg/l	- ± -	- ± -	-	-	-
Chlorothalonil Metabolite SYN507900	µg/l	- ± -	- ± -	-	-	-
Chlorothalonil Metabolite SYN548580	µg/l	- ± -	- ± -	-	-	-
Chlorothalonil Metabolite SYN548581	µg/l	- ± -	- ± -	-	-	-

Sample: H113B

Parameter	Unit	Assigned value ± U (k=2)	Result ± U	Criterion	Recovery [%]	En-Score
2,4,5-Trichlorophenoxyacetic acid	µg/l	0.922 ± 0.0983	- ± -	0.166	-	-
2,4-D (2,4-Dichlorphenoxyaceticacid)	µg/l	0.589 ± 0.0333	- ± -	0.0824	-	-
Alachlor	µg/l	0.72 ± 0.0559	- ± -	0.0864	-	-
Alachlor-t-acid (Alachlor-OA)	µg/l	0.744 ± 0.0777	- ± -	0.112	-	-
Alachlor-t-sulfonic acid (Alachlor-ESA)	µg/l	0.39 ± 0.0361	- ± -	0.0507	-	-
AMPA	µg/l	0.298 ± 0.0135	0.259 ± 0.088	0.0388	86.8	-0.22
Bentazone	µg/l	0.483 ± 0.0234	- ± -	0.0724	-	-
Chlorothalonil Metabolite R611965 (3-carbamyl-2,4,5-trichlorobenzoic acid)	µg/l	0.305 ± 0.0342	- ± -	0.0457	-	-
Chlorothalonil sulfonic acid (Chlorothalonil-ESA)	µg/l	0.333 ± 0.0423	- ± -	0.0567	-	-
Dicamba	µg/l	0.235 ± 0.00669	- ± -	0.0469	-	-
Dichlorprop	µg/l	0.36 ± 0.0208	- ± -	0.0432	-	-
Dimethachlor Metabolite - CGA 369873	µg/l	0.369 ± 0.0435	- ± -	0.0776	-	-
Glufosinate	µg/l	- ± -	0.312 ± 0.109	-	-	-
Glyphosate	µg/l	0.739 ± 0.0169	0.537 ± 0.199	0.148	72.7	-0.51
MCP (Mecoprop)	µg/l	0.138 ± 0.00484	- ± -	0.018	-	-
Metazachlor	µg/l	0.439 ± 0.0168	- ± -	0.0527	-	-
Metazachlor ethane sulfonic acid (Metazachlor-ESA)	µg/l	0.291 ± 0.0291	- ± -	0.0553	-	-

Parameter	Unit	Assigned value ± U (k=2)	Result ± U	Criterion Recovery [%]	En-Score
Metazachlor oxanilic acid (Metazachlor-OA)	µg/l	0.232 ± 0.039	- ± -	0.0486	-
Metolachlor	µg/l	0.814 ± 0.0297	- ± -	0.122	-
s-Metolachlor ethanesulfonic acid (Metolachlor-ESA)	µg/l	0.196 ± 0.0331	- ± -	0.0391	-
s-Metolachlor oxanilic acid (Metolachlor-OA)	µg/l	0.642 ± 0.131	- ± -	0.0898	-
Chlorothalonil-4-hydroxy	µg/l	- ± -	- ± -	-	-
Chlorothalonil Metabolite R471811	µg/l	0.739 ± 0.0459	- ± -	0.065	-
Chlorothalonil Metabolite R611968	µg/l	- ± -	- ± -	-	-
Chlorothalonil Metabolite SYN507900	µg/l	- ± -	- ± -	-	-
Chlorothalonil Metabolite SYN548580	µg/l	- ± -	- ± -	-	-
Chlorothalonil Metabolite SYN548581	µg/l	- ± -	- ± -	-	-



Sample: H113A

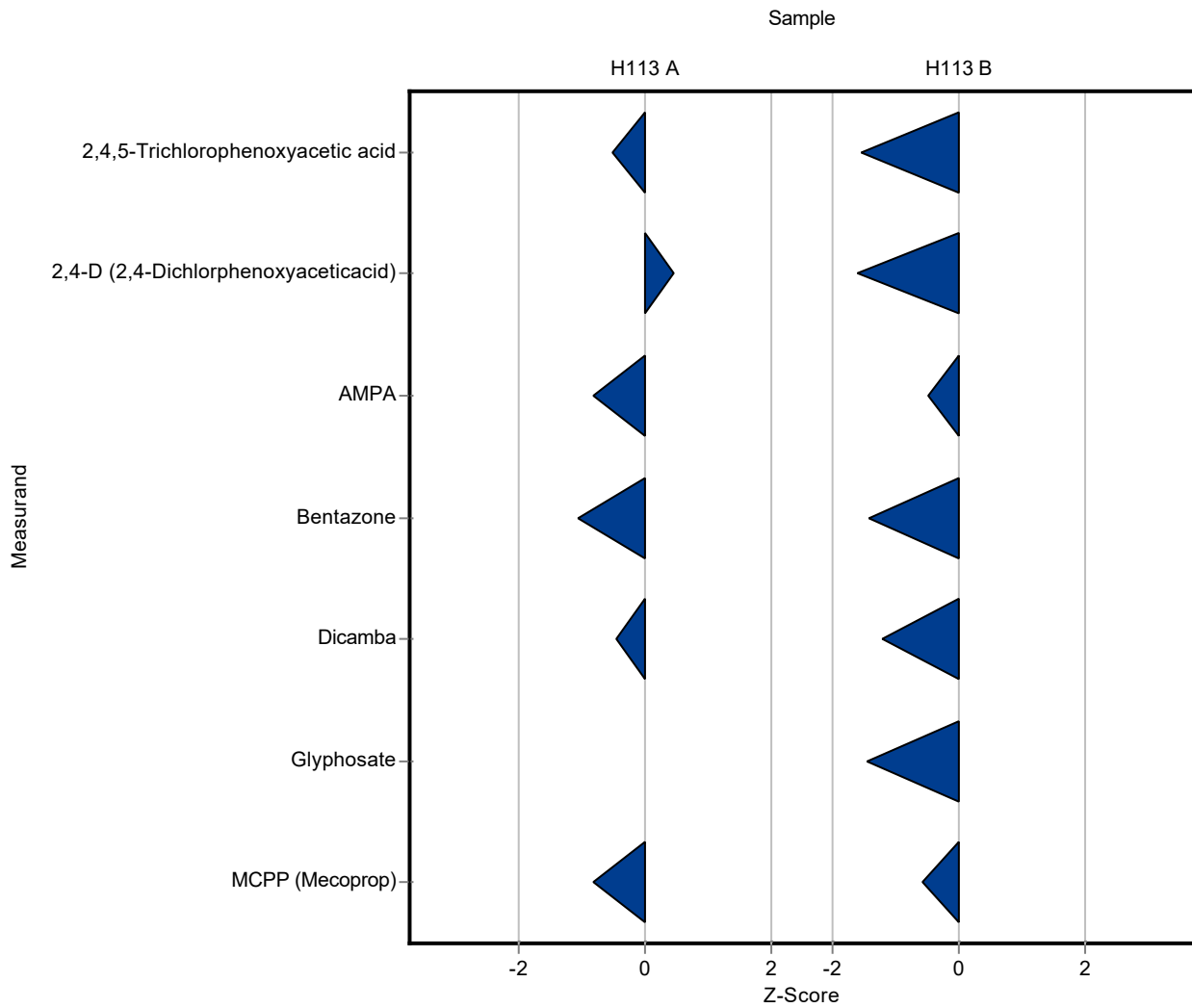
Parameter	Unit	Assigned value ± U (k=2)	Result ± U	Criterion	Recovery [%]	z-Score
2,4,5-Trichlorophenoxyacetic acid	µg/l	0.579 ± 0.0539	0.524 ± 0.262	0.104	90.5	-0.53
2,4-D (2,4-Dichlorphenoxyaceticacid)	µg/l	0.221 ± 0.0163	0.235 ± 0.118	0.031	106	0.45
Alachlor	µg/l	0.379 ± 0.0178	- ± -	0.0455	-	-
Alachlor-t-acid (Alachlor-OA)	µg/l	0.155 ± 0.0123	- ± -	0.0232	-	-
Alachlor-t-sulfonic acid (Alachlor-ESA)	µg/l	0.406 ± 0.0301	- ± -	0.0528	-	-
AMPA	µg/l	0.303 ± 0.0248	0.27 ± 0.119	0.0394	89.1	-0.84
Bentazone	µg/l	0.463 ± 0.0225	0.39 ± 0.16	0.0695	84.2	-1.05
Chlorothalonil Metabolite R611965 (3-carbamyl-2,4,5-trichlorobenzoic acid)	µg/l	0.291 ± 0.0382	- ± -	0.0495	-	-
Chlorothalonil sulfonic acid (Chlorothalonil-ESA)	µg/l	0.678 ± 0.136	- ± -	0.183	-	-
Dicamba	µg/l	0.635 ± 0.0644	0.577 ± 0.254	0.127	90.9	-0.45
Dichlorprop	µg/l	0.741 ± 0.041	- ± -	0.0889	-	-
Dimethachlor Metabolite - CGA 369873	µg/l	- ± -	- ± -	-	-	-
Glufosinate	µg/l	0.189 ± 0.0174	- ± -	0.0643	-	-
Glyphosate	µg/l	- ± -	<0.03 (LOQ) ± -	-	-	-
MCPP (Mecoprop)	µg/l	0.146 ± 0.00838	0.131 ± 0.066	0.019	89.4	-0.81
Metazachlor	µg/l	0.199 ± 0.0091	- ± -	0.0239	-	-
Metazachlor ethane sulfonic acid (Metazachlor-ESA)	µg/l	0.132 ± 0.011	- ± -	0.025	-	-
Metazachlor oxanilic acid (Metazachlor-OA)	µg/l	0.49 ± 0.0451	- ± -	0.103	-	-
Metolachlor	µg/l	0.283 ± 0.0196	- ± -	0.0424	-	-
s-Metolachlor ethanesulfonic acid (Metolachlor-ESA)	µg/l	0.694 ± 0.134	- ± -	0.139	-	-
s-Metolachlor oxanilic acid (Metolachlor-OA)	µg/l	0.276 ± 0.0326	- ± -	0.0386	-	-
Chlorothalonil-4-hydroxy	µg/l	- ± -	- ± -	-	-	-
Chlorothalonil Metabolite R471811	µg/l	0.135 ± 0.0209	- ± -	0.0311	-	-

Parameter	Unit	Assigned value ± U (k=2)	Result ± U	Criterion	Recovery [%]	z-Score
Chlorothalonil Metabolite R611968	µg/l	- ± -	- ± -	-	-	-
Chlorothalonil Metabolite SYN507900	µg/l	- ± -	- ± -	-	-	-
Chlorothalonil Metabolite SYN548580	µg/l	- ± -	- ± -	-	-	-
Chlorothalonil Metabolite SYN548581	µg/l	- ± -	- ± -	-	-	-

Sample: H113B

Parameter	Unit	Assigned value ± U (k=2)	Result ± U	Criterion	Recovery [%]	z-Score
2,4,5-Trichlorophenoxyacetic acid	µg/l	0.922 ± 0.0983	0.662 ± 0.331	0.166	71.8	-1.57
2,4-D (2,4-Dichlorphenoxyaceticacid)	µg/l	0.589 ± 0.0333	0.456 ± 0.228	0.0824	77.5	-1.61
Alachlor	µg/l	0.72 ± 0.0559	- ± -	0.0864	-	-
Alachlor-t-acid (Alachlor-OA)	µg/l	0.744 ± 0.0777	- ± -	0.112	-	-
Alachlor-t-sulfonic acid (Alachlor-ESA)	µg/l	0.39 ± 0.0361	- ± -	0.0507	-	-
AMPA	µg/l	0.298 ± 0.0135	0.279 ± 0.123	0.0388	93.5	-0.50
Bentazone	µg/l	0.483 ± 0.0234	0.38 ± 0.15	0.0724	78.7	-1.42
Chlorothalonil Metabolite R611965 (3-carbamyl-2,4,5-trichlorobenzoic acid)	µg/l	0.305 ± 0.0342	- ± -	0.0457	-	-
Chlorothalonil sulfonic acid (Chlorothalonil-ESA)	µg/l	0.333 ± 0.0423	- ± -	0.0567	-	-
Dicamba	µg/l	0.235 ± 0.00669	0.178 ± 0.078	0.0469	75.9	-1.21
Dichlorprop	µg/l	0.36 ± 0.0208	- ± -	0.0432	-	-
Dimethachlor Metabolite - CGA 369873	µg/l	0.369 ± 0.0435	- ± -	0.0776	-	-
Glufosinate	µg/l	- ± -	- ± -	-	-	-
Glyphosate	µg/l	0.739 ± 0.0169	0.523 ± 0.23	0.148	70.8	-1.46
MCPP (Mecoprop)	µg/l	0.138 ± 0.00484	0.128 ± 0.064	0.018	92.5	-0.58
Metazachlor	µg/l	0.439 ± 0.0168	- ± -	0.0527	-	-
Metazachlor ethane sulfonic acid (Metazachlor-ESA)	µg/l	0.291 ± 0.0291	- ± -	0.0553	-	-
Metazachlor oxanilic acid	µg/l	0.232 ± 0.039	- ± -	0.0486	-	-

Parameter	Unit	Assigned value ± U (k=2)	Result ± U	Criterion Recovery [%]	z-Score
(Metazachlor-OA)					
Metolachlor	µg/l	0.814 ± 0.0297	- ± -	0.122	-
s-Metolachlor ethanesulfonic acid (Metolachlor-ESA)	µg/l	0.196 ± 0.0331	- ± -	0.0391	-
s-Metolachlor oxanilic acid (Metolachlor-OA)	µg/l	0.642 ± 0.131	- ± -	0.0898	-
Chlorothalonil-4-hydroxy	µg/l	- ± -	- ± -	-	-
Chlorothalonil Metabolite R471811	µg/l	0.739 ± 0.0459	- ± -	0.065	-
Chlorothalonil Metabolite R611968	µg/l	- ± -	- ± -	-	-
Chlorothalonil Metabolite SYN507900	µg/l	- ± -	- ± -	-	-
Chlorothalonil Metabolite SYN548580	µg/l	- ± -	- ± -	-	-
Chlorothalonil Metabolite SYN548581	µg/l	- ± -	- ± -	-	-



Sample: H113A

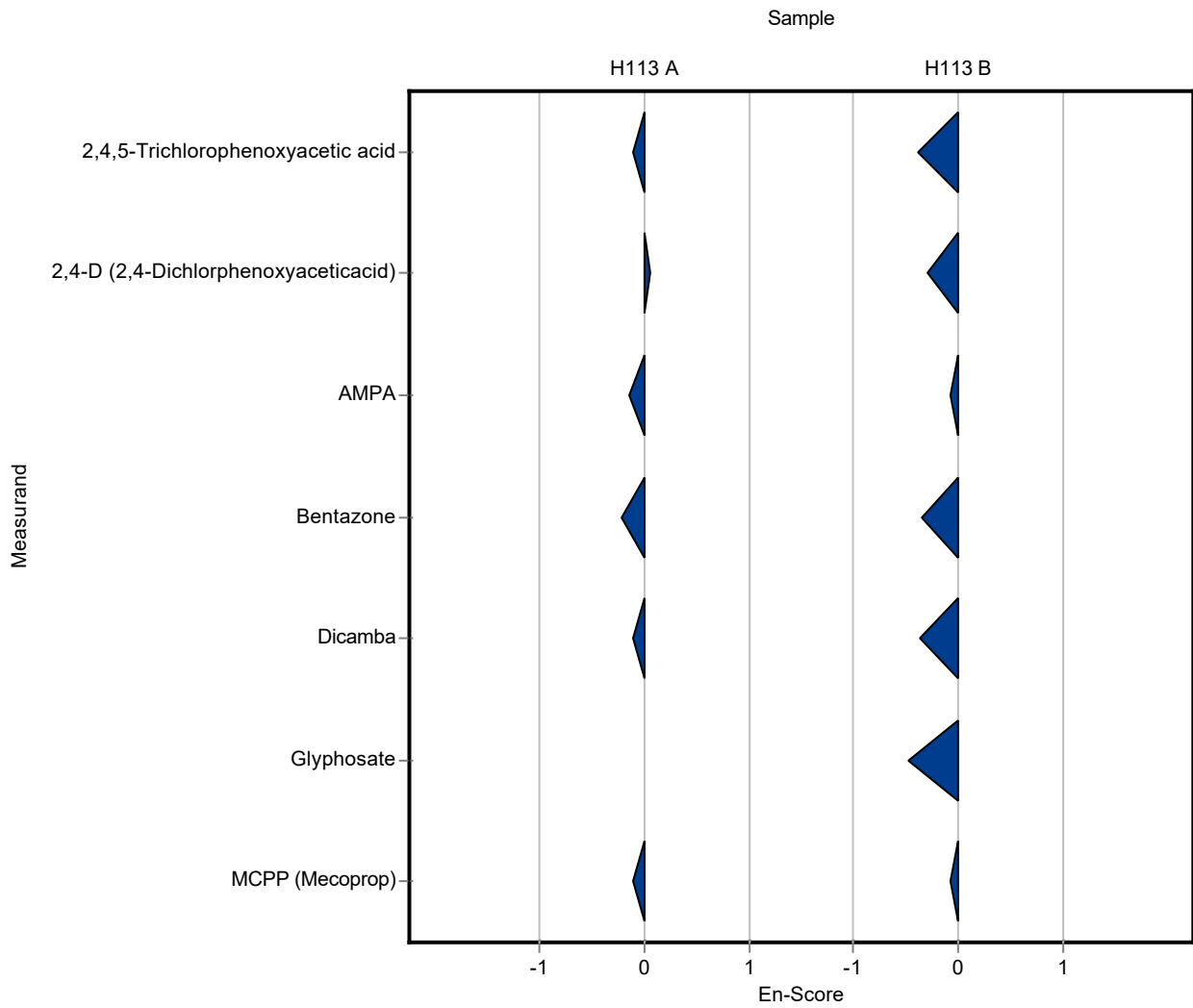
Parameter	Unit	Assigned value ± U (k=2)	Result ± U	Criterion	Recovery [%]	En-Score
2,4,5-Trichlorophenoxyacetic acid	µg/l	0.579 ± 0.0539	0.524 ± 0.262	0.104	90.5	-0.10
2,4-D (2,4-Dichlorphenoxyaceticacid)	µg/l	0.221 ± 0.0163	0.235 ± 0.118	0.031	106	0.06
Alachlor	µg/l	0.379 ± 0.0178	- ± -	0.0455	-	-
Alachlor-t-acid (Alachlor-OA)	µg/l	0.155 ± 0.0123	- ± -	0.0232	-	-
Alachlor-t-sulfonic acid (Alachlor-ESA)	µg/l	0.406 ± 0.0301	- ± -	0.0528	-	-
AMPA	µg/l	0.303 ± 0.0248	0.27 ± 0.119	0.0394	89.1	-0.14
Bentazone	µg/l	0.463 ± 0.0225	0.39 ± 0.16	0.0695	84.2	-0.23
Chlorothalonil Metabolite R611965 (3-carbamyl-2,4,5-trichlorobenzoic acid)	µg/l	0.291 ± 0.0382	- ± -	0.0495	-	-
Chlorothalonil sulfonic acid (Chlorothalonil-ESA)	µg/l	0.678 ± 0.136	- ± -	0.183	-	-
Dicamba	µg/l	0.635 ± 0.0644	0.577 ± 0.254	0.127	90.9	-0.11
Dichlorprop	µg/l	0.741 ± 0.041	- ± -	0.0889	-	-
Dimethachlor Metabolite - CGA 369873	µg/l	- ± -	- ± -	-	-	-
Glufosinate	µg/l	0.189 ± 0.0174	- ± -	0.0643	-	-
Glyphosate	µg/l	- ± -	<0.03 (LOQ) ± -	-	-	-
MCPP (Mecoprop)	µg/l	0.146 ± 0.00838	0.131 ± 0.066	0.019	89.4	-0.12
Metazachlor	µg/l	0.199 ± 0.0091	- ± -	0.0239	-	-
Metazachlor ethane sulfonic acid (Metazachlor-ESA)	µg/l	0.132 ± 0.011	- ± -	0.025	-	-
Metazachlor oxanilic acid (Metazachlor-OA)	µg/l	0.49 ± 0.0451	- ± -	0.103	-	-
Metolachlor	µg/l	0.283 ± 0.0196	- ± -	0.0424	-	-
s-Metolachlor ethanesulfonic acid (Metolachlor-ESA)	µg/l	0.694 ± 0.134	- ± -	0.139	-	-
s-Metolachlor oxanilic acid (Metolachlor-OA)	µg/l	0.276 ± 0.0326	- ± -	0.0386	-	-
Chlorothalonil-4-hydroxy	µg/l	- ± -	- ± -	-	-	-
Chlorothalonil Metabolite R471811	µg/l	0.135 ± 0.0209	- ± -	0.0311	-	-

Parameter	Unit	Assigned value ± U (k=2)	Result ± U	Criterion	Recovery [%]	En-Score
Chlorothalonil Metabolite R611968	µg/l	- ± -	- ± -	-	-	-
Chlorothalonil Metabolite SYN507900	µg/l	- ± -	- ± -	-	-	-
Chlorothalonil Metabolite SYN548580	µg/l	- ± -	- ± -	-	-	-
Chlorothalonil Metabolite SYN548581	µg/l	- ± -	- ± -	-	-	-

Sample: H113B

Parameter	Unit	Assigned value ± U (k=2)	Result ± U	Criterion	Recovery [%]	En-Score
2,4,5-Trichlorophenoxyacetic acid	µg/l	0.922 ± 0.0983	0.662 ± 0.331	0.166	71.8	-0.39
2,4-D (2,4-Dichlorphenoxyaceticacid)	µg/l	0.589 ± 0.0333	0.456 ± 0.228	0.0824	77.5	-0.29
Alachlor	µg/l	0.72 ± 0.0559	- ± -	0.0864	-	-
Alachlor-t-acid (Alachlor-OA)	µg/l	0.744 ± 0.0777	- ± -	0.112	-	-
Alachlor-t-sulfonic acid (Alachlor-ESA)	µg/l	0.39 ± 0.0361	- ± -	0.0507	-	-
AMPA	µg/l	0.298 ± 0.0135	0.279 ± 0.123	0.0388	93.5	-0.08
Bentazone	µg/l	0.483 ± 0.0234	0.38 ± 0.15	0.0724	78.7	-0.34
Chlorothalonil Metabolite R611965 (3-carbamyl-2,4,5-trichlorobenzoic acid)	µg/l	0.305 ± 0.0342	- ± -	0.0457	-	-
Chlorothalonil sulfonic acid (Chlorothalonil-ESA)	µg/l	0.333 ± 0.0423	- ± -	0.0567	-	-
Dicamba	µg/l	0.235 ± 0.00669	0.178 ± 0.078	0.0469	75.9	-0.36
Dichlorprop	µg/l	0.36 ± 0.0208	- ± -	0.0432	-	-
Dimethachlor Metabolite - CGA 369873	µg/l	0.369 ± 0.0435	- ± -	0.0776	-	-
Glufosinate	µg/l	- ± -	- ± -	-	-	-
Glyphosate	µg/l	0.739 ± 0.0169	0.523 ± 0.23	0.148	70.8	-0.47
MCPP (Mecoprop)	µg/l	0.138 ± 0.00484	0.128 ± 0.064	0.018	92.5	-0.08
Metazachlor	µg/l	0.439 ± 0.0168	- ± -	0.0527	-	-
Metazachlor ethane sulfonic acid (Metazachlor-ESA)	µg/l	0.291 ± 0.0291	- ± -	0.0553	-	-

Parameter	Unit	Assigned value ± U (k=2)	Result ± U	Criterion Recovery [%]	En-Score
Metazachlor oxanilic acid (Metazachlor-OA)	µg/l	0.232 ± 0.039	- ± -	0.0486	-
Metolachlor	µg/l	0.814 ± 0.0297	- ± -	0.122	-
s-Metolachlor ethanesulfonic acid (Metolachlor-ESA)	µg/l	0.196 ± 0.0331	- ± -	0.0391	-
s-Metolachlor oxanilic acid (Metolachlor-OA)	µg/l	0.642 ± 0.131	- ± -	0.0898	-
Chlorothalonil-4-hydroxy	µg/l	- ± -	- ± -	-	-
Chlorothalonil Metabolite R471811	µg/l	0.739 ± 0.0459	- ± -	0.065	-
Chlorothalonil Metabolite R611968	µg/l	- ± -	- ± -	-	-
Chlorothalonil Metabolite SYN507900	µg/l	- ± -	- ± -	-	-
Chlorothalonil Metabolite SYN548580	µg/l	- ± -	- ± -	-	-
Chlorothalonil Metabolite SYN548581	µg/l	- ± -	- ± -	-	-



Sample: H113A

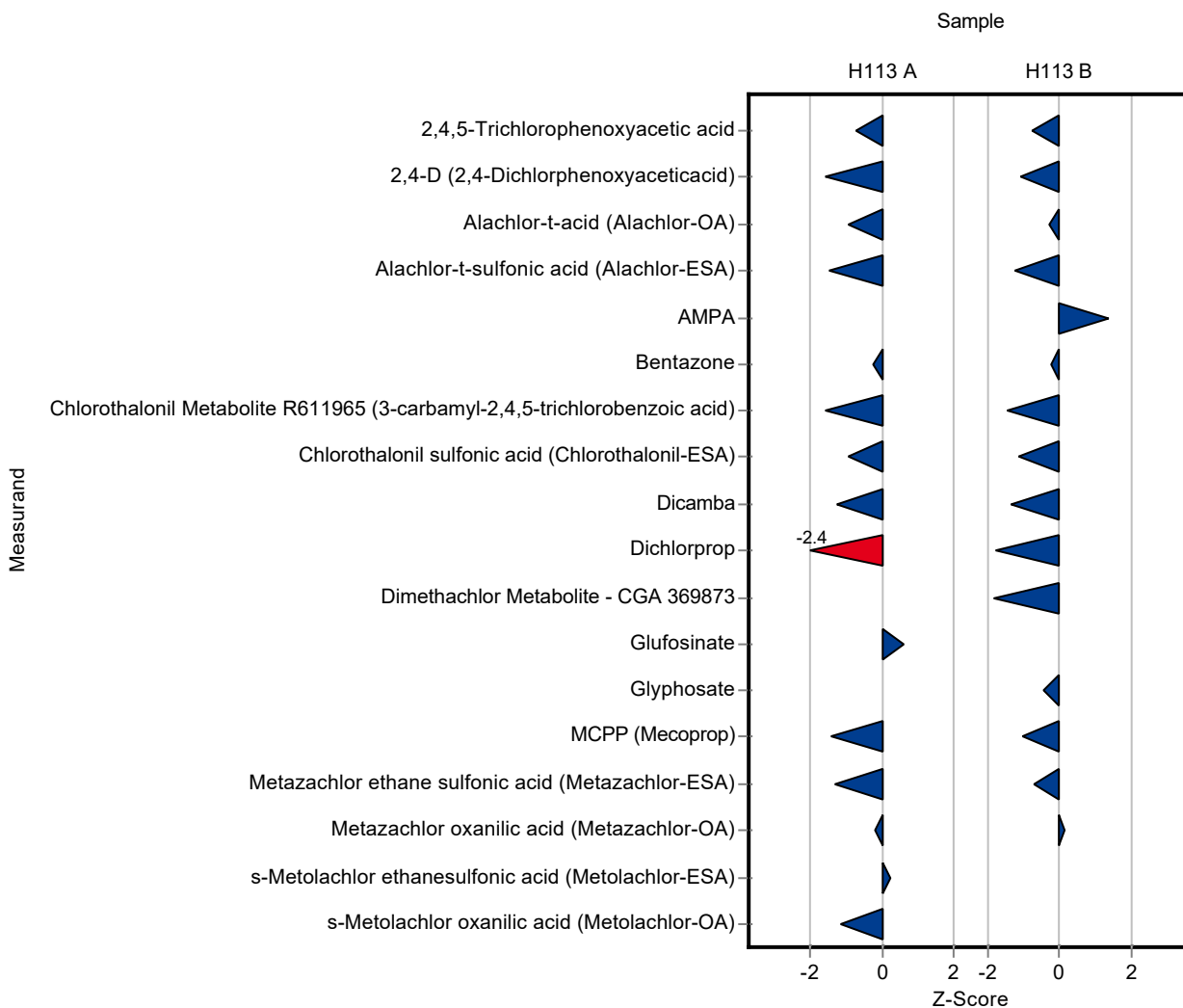
Parameter	Unit	Assigned value ± U (k=2)	Result ± U	Criterion	Recovery [%]	z-Score
2,4,5-Trichlorophenoxyacetic acid	µg/l	0.579 ± 0.0539	0.503 ± 0.01	0.104	86.8	-0.73
2,4-D (2,4-Dichlorphenoxyaceticacid)	µg/l	0.221 ± 0.0163	0.171 ± 0.006	0.031	77.3	-1.62
Alachlor	µg/l	0.379 ± 0.0178	- ± -	0.0455	-	-
Alachlor-t-acid (Alachlor-OA)	µg/l	0.155 ± 0.0123	0.133 ± 0.02	0.0232	86	-0.94
Alachlor-t-sulfonic acid (Alachlor-ESA)	µg/l	0.406 ± 0.0301	0.329 ± 0.023	0.0528	81	-1.46
AMPA	µg/l	0.303 ± 0.0248	- ± -	0.0394	-	-
Bentazone	µg/l	0.463 ± 0.0225	0.445 ± 0.006	0.0695	96.1	-0.26
Chlorothalonil Metabolite R611965 (3-carbamyl-2,4,5-trichlorobenzoic acid)	µg/l	0.291 ± 0.0382	0.211 ± 0.013	0.0495	72.5	-1.62
Chlorothalonil sulfonic acid (Chlorothalonil-ESA)	µg/l	0.678 ± 0.136	0.502 ± 0.015	0.183	74	-0.96
Dicamba	µg/l	0.635 ± 0.0644	0.471 ± 0.007	0.127	74.2	-1.29
Dichlorprop	µg/l	0.741 ± 0.041	0.527 ± 0.01	0.0889	71.1	-2.41
Dimethachlor Metabolite - CGA 369873	µg/l	- ± -	0.484 ± 0.012	-	-	-
Glufosinate	µg/l	0.189 ± 0.0174	0.229 ± 0.007	0.0643	121	0.62
Glyphosate	µg/l	- ± -	<0.03 (LOQ) ± -	-	-	-
MCPP (Mecoprop)	µg/l	0.146 ± 0.00838	0.119 ± 0.006	0.019	81.3	-1.44
Metazachlor	µg/l	0.199 ± 0.0091	- ± -	0.0239	-	-
Metazachlor ethane sulfonic acid (Metazachlor-ESA)	µg/l	0.132 ± 0.011	0.098 ± 0.006	0.025	74.4	-1.35
Metazachlor oxanilic acid (Metazachlor-OA)	µg/l	0.49 ± 0.0451	0.473 ± 0.012	0.103	96.5	-0.17
Metolachlor	µg/l	0.283 ± 0.0196	- ± -	0.0424	-	-
s-Metolachlor ethanesulfonic acid (Metolachlor-ESA)	µg/l	0.694 ± 0.134	0.725 ± 0.055	0.139	105	0.23
s-Metolachlor oxanilic acid (Metolachlor-OA)	µg/l	0.276 ± 0.0326	0.23 ± 0.018	0.0386	83.5	-1.18
Chlorothalonil-4-hydroxy	µg/l	- ± -	- ± -	-	-	-
Chlorothalonil Metabolite R471811	µg/l	0.135 ± 0.0209	- ± -	0.0311	-	-

Parameter	Unit	Assigned value ± U (k=2)	Result ± U	Criterion	Recovery [%]	z-Score
Chlorothalonil Metabolite R611968	µg/l	- ± -	- ± -	-	-	-
Chlorothalonil Metabolite SYN507900	µg/l	- ± -	- ± -	-	-	-
Chlorothalonil Metabolite SYN548580	µg/l	- ± -	- ± -	-	-	-
Chlorothalonil Metabolite SYN548581	µg/l	- ± -	- ± -	-	-	-

Sample: H113B

Parameter	Unit	Assigned value ± U (k=2)	Result ± U	Criterion	Recovery [%]	z-Score
2,4,5-Trichlorophenoxyacetic acid	µg/l	0.922 ± 0.0983	0.793 ± 0.013	0.166	86	-0.78
2,4-D (2,4-Dichlorphenoxyaceticacid)	µg/l	0.589 ± 0.0333	0.498 ± 0.01	0.0824	84.6	-1.10
Alachlor	µg/l	0.72 ± 0.0559	- ± -	0.0864	-	-
Alachlor-t-acid (Alachlor-OA)	µg/l	0.744 ± 0.0777	0.713 ± 0.038	0.112	95.8	-0.28
Alachlor-t-sulfonic acid (Alachlor-ESA)	µg/l	0.39 ± 0.0361	0.327 ± 0.023	0.0507	83.9	-1.24
AMPA	µg/l	0.298 ± 0.0135	0.352 ± 0.014	0.0388	118	1.38
Bentazone	µg/l	0.483 ± 0.0234	0.466 ± 0.006	0.0724	96.5	-0.23
Chlorothalonil Metabolite R611965 (3-carbamyl-2,4,5-trichlorobenzoic acid)	µg/l	0.305 ± 0.0342	0.238 ± 0.013	0.0457	78.1	-1.46
Chlorothalonil sulfonic acid (Chlorothalonil-ESA)	µg/l	0.333 ± 0.0423	0.268 ± 0.012	0.0567	80.4	-1.15
Dicamba	µg/l	0.235 ± 0.00669	0.171 ± 0.006	0.0469	72.9	-1.36
Dichlorprop	µg/l	0.36 ± 0.0208	0.282 ± 0.006	0.0432	78.4	-1.80
Dimethachlor Metabolite - CGA 369873	µg/l	0.369 ± 0.0435	0.225 ± 0.008	0.0776	60.9	-1.86
Glufosinate	µg/l	- ± -	0.396 ± 0.007	-	-	-
Glyphosate	µg/l	0.739 ± 0.0169	0.675 ± 0.01	0.148	91.4	-0.43
MCPP (Mecoprop)	µg/l	0.138 ± 0.00484	0.12 ± 0.006	0.018	86.7	-1.02
Metazachlor	µg/l	0.439 ± 0.0168	- ± -	0.0527	-	-
Metazachlor ethane sulfonic acid (Metazachlor-ESA)	µg/l	0.291 ± 0.0291	0.252 ± 0.005	0.0553	86.5	-0.71
Metazachlor oxanilic acid	µg/l	0.232 ± 0.039	0.238 ± 0.007	0.0486	103	0.13

Parameter	Unit	Assigned value ± U (k=2)	Result ± U	Criterion Recovery [%]	z-Score
(Metazachlor-OA)					
Metolachlor	µg/l	0.814 ± 0.0297	- ± -	0.122	-
s-Metolachlor ethanesulfonic acid (Metolachlor-ESA)	µg/l	0.196 ± 0.0331	- ± -	0.0391	-
s-Metolachlor oxanilic acid (Metolachlor-OA)	µg/l	0.642 ± 0.131	- ± -	0.0898	-
Chlorothalonil-4-hydroxy	µg/l	- ± -	- ± -	-	-
Chlorothalonil Metabolite R471811	µg/l	0.739 ± 0.0459	- ± -	0.065	-
Chlorothalonil Metabolite R611968	µg/l	- ± -	- ± -	-	-
Chlorothalonil Metabolite SYN507900	µg/l	- ± -	- ± -	-	-
Chlorothalonil Metabolite SYN548580	µg/l	- ± -	- ± -	-	-
Chlorothalonil Metabolite SYN548581	µg/l	- ± -	- ± -	-	-



Sample: H113A

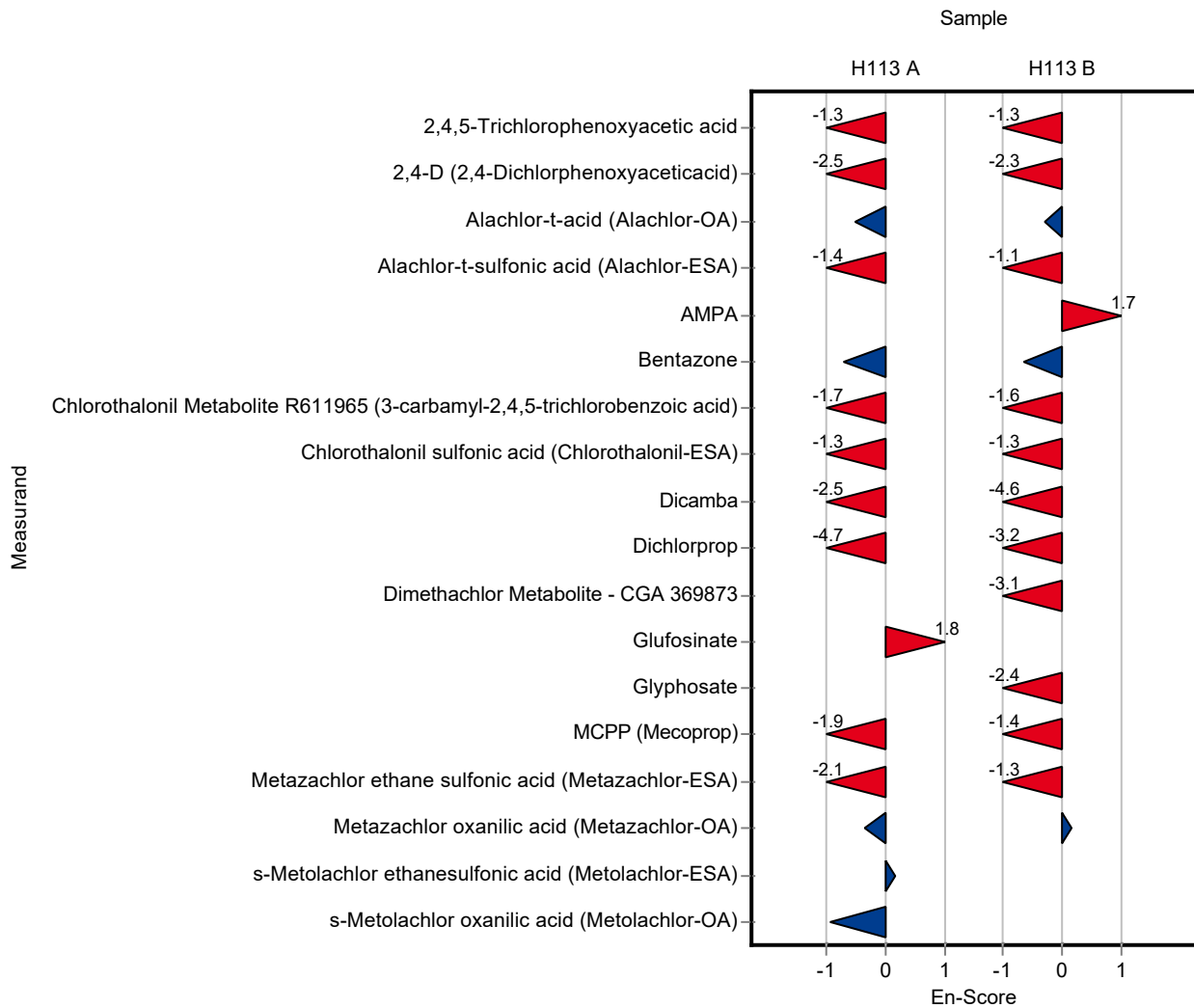
Parameter	Unit	Assigned value ± U (k=2)	Result ± U	Criterion	Recovery [%]	En-Score
2,4,5-Trichlorophenoxyacetic acid	µg/l	0.579 ± 0.0539	0.503 ± 0.01	0.104	86.8	-1.33
2,4-D (2,4-Dichlorphenoxyaceticacid)	µg/l	0.221 ± 0.0163	0.171 ± 0.006	0.031	77.3	-2.48
Alachlor	µg/l	0.379 ± 0.0178	- ± -	0.0455	-	-
Alachlor-t-acid (Alachlor-OA)	µg/l	0.155 ± 0.0123	0.133 ± 0.02	0.0232	86	-0.52
Alachlor-t-sulfonic acid (Alachlor-ESA)	µg/l	0.406 ± 0.0301	0.329 ± 0.023	0.0528	81	-1.41
AMPA	µg/l	0.303 ± 0.0248	- ± -	0.0394	-	-
Bentazone	µg/l	0.463 ± 0.0225	0.445 ± 0.006	0.0695	96.1	-0.71
Chlorothalonil Metabolite R611965 (3-carbamyl-2,4,5-trichlorobenzoic acid)	µg/l	0.291 ± 0.0382	0.211 ± 0.013	0.0495	72.5	-1.73
Chlorothalonil sulfonic acid (Chlorothalonil-ESA)	µg/l	0.678 ± 0.136	0.502 ± 0.015	0.183	74	-1.26
Dicamba	µg/l	0.635 ± 0.0644	0.471 ± 0.007	0.127	74.2	-2.48
Dichlorprop	µg/l	0.741 ± 0.041	0.527 ± 0.01	0.0889	71.1	-4.69
Dimethachlor Metabolite - CGA 369873	µg/l	- ± -	0.484 ± 0.012	-	-	-
Glufosinate	µg/l	0.189 ± 0.0174	0.229 ± 0.007	0.0643	121	1.79
Glyphosate	µg/l	- ± -	<0.03 (LOQ) ± -	-	-	-
MCPP (Mecoprop)	µg/l	0.146 ± 0.00838	0.119 ± 0.006	0.019	81.3	-1.88
Metazachlor	µg/l	0.199 ± 0.0091	- ± -	0.0239	-	-
Metazachlor ethane sulfonic acid (Metazachlor-ESA)	µg/l	0.132 ± 0.011	0.098 ± 0.006	0.025	74.4	-2.07
Metazachlor oxanilic acid (Metazachlor-OA)	µg/l	0.49 ± 0.0451	0.473 ± 0.012	0.103	96.5	-0.34
Metolachlor	µg/l	0.283 ± 0.0196	- ± -	0.0424	-	-
s-Metolachlor ethanesulfonic acid (Metolachlor-ESA)	µg/l	0.694 ± 0.134	0.725 ± 0.055	0.139	105	0.18
s-Metolachlor oxanilic acid (Metolachlor-OA)	µg/l	0.276 ± 0.0326	0.23 ± 0.018	0.0386	83.5	-0.94
Chlorothalonil-4-hydroxy	µg/l	- ± -	- ± -	-	-	-
Chlorothalonil Metabolite R471811	µg/l	0.135 ± 0.0209	- ± -	0.0311	-	-

Parameter	Unit	Assigned value ± U (k=2)	Result ± U	Criterion	Recovery [%]	En-Score
Chlorothalonil Metabolite R611968	µg/l	- ± -	- ± -	-	-	-
Chlorothalonil Metabolite SYN507900	µg/l	- ± -	- ± -	-	-	-
Chlorothalonil Metabolite SYN548580	µg/l	- ± -	- ± -	-	-	-
Chlorothalonil Metabolite SYN548581	µg/l	- ± -	- ± -	-	-	-

Sample: H113B

Parameter	Unit	Assigned value ± U (k=2)	Result ± U	Criterion	Recovery [%]	En-Score
2,4,5-Trichlorophenoxyacetic acid	µg/l	0.922 ± 0.0983	0.793 ± 0.013	0.166	86	-1.27
2,4-D (2,4-Dichlorphenoxyaceticacid)	µg/l	0.589 ± 0.0333	0.498 ± 0.01	0.0824	84.6	-2.33
Alachlor	µg/l	0.72 ± 0.0559	- ± -	0.0864	-	-
Alachlor-t-acid (Alachlor-OA)	µg/l	0.744 ± 0.0777	0.713 ± 0.038	0.112	95.8	-0.29
Alachlor-t-sulfonic acid (Alachlor-ESA)	µg/l	0.39 ± 0.0361	0.327 ± 0.023	0.0507	83.9	-1.07
AMPA	µg/l	0.298 ± 0.0135	0.352 ± 0.014	0.0388	118	1.72
Bentazone	µg/l	0.483 ± 0.0234	0.466 ± 0.006	0.0724	96.5	-0.64
Chlorothalonil Metabolite R611965 (3-carbamyl-2,4,5-trichlorobenzoic acid)	µg/l	0.305 ± 0.0342	0.238 ± 0.013	0.0457	78.1	-1.56
Chlorothalonil sulfonic acid (Chlorothalonil-ESA)	µg/l	0.333 ± 0.0423	0.268 ± 0.012	0.0567	80.4	-1.35
Dicamba	µg/l	0.235 ± 0.00669	0.171 ± 0.006	0.0469	72.9	-4.63
Dichlorprop	µg/l	0.36 ± 0.0208	0.282 ± 0.006	0.0432	78.4	-3.24
Dimethachlor Metabolite - CGA 369873	µg/l	0.369 ± 0.0435	0.225 ± 0.008	0.0776	60.9	-3.11
Glufosinate	µg/l	- ± -	0.396 ± 0.007	-	-	-
Glyphosate	µg/l	0.739 ± 0.0169	0.675 ± 0.01	0.148	91.4	-2.44
MCPP (Mecoprop)	µg/l	0.138 ± 0.00484	0.12 ± 0.006	0.018	86.7	-1.42
Metazachlor	µg/l	0.439 ± 0.0168	- ± -	0.0527	-	-
Metazachlor ethane sulfonic acid (Metazachlor-ESA)	µg/l	0.291 ± 0.0291	0.252 ± 0.005	0.0553	86.5	-1.27

Parameter	Unit	Assigned value ± U (k=2)	Result ± U	Criterion	Recovery [%]	En-Score
Metazachlor oxanilic acid (Metazachlor-OA)	µg/l	0.232 ± 0.039	0.238 ± 0.007	0.0486	103	0.16
Metolachlor	µg/l	0.814 ± 0.0297	- ± -	0.122	-	-
s-Metolachlor ethanesulfonic acid (Metolachlor-ESA)	µg/l	0.196 ± 0.0331	- ± -	0.0391	-	-
s-Metolachlor oxanilic acid (Metolachlor-OA)	µg/l	0.642 ± 0.131	- ± -	0.0898	-	-
Chlorothalonil-4-hydroxy	µg/l	- ± -	- ± -	-	-	-
Chlorothalonil Metabolite R471811	µg/l	0.739 ± 0.0459	- ± -	0.065	-	-
Chlorothalonil Metabolite R611968	µg/l	- ± -	- ± -	-	-	-
Chlorothalonil Metabolite SYN507900	µg/l	- ± -	- ± -	-	-	-
Chlorothalonil Metabolite SYN548580	µg/l	- ± -	- ± -	-	-	-
Chlorothalonil Metabolite SYN548581	µg/l	- ± -	- ± -	-	-	-



Sample: H113A

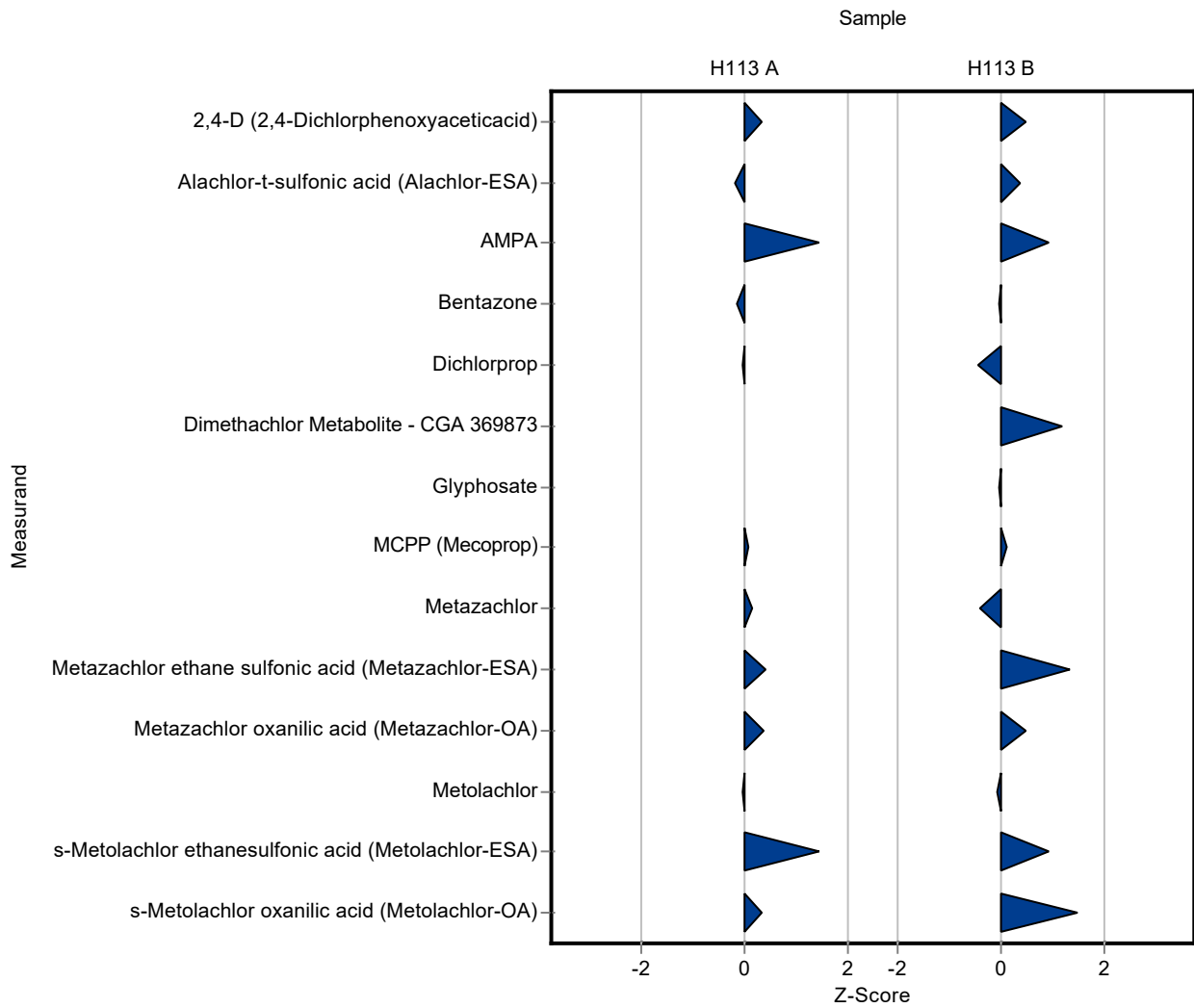
Parameter	Unit	Assigned value ± U (k=2)	Result ± U	Criterion	Recovery [%]	z-Score
2,4,5-Trichlorophenoxyacetic acid	µg/l	0.579 ± 0.0539	- ± -	0.104	-	-
2,4-D (2,4-Dichlorphenoxyaceticacid)	µg/l	0.221 ± 0.0163	0.232 ± 0.084	0.031	105	0.35
Alachlor	µg/l	0.379 ± 0.0178	- ± -	0.0455	-	-
Alachlor-t-acid (Alachlor-OA)	µg/l	0.155 ± 0.0123	- ± -	0.0232	-	-
Alachlor-t-sulfonic acid (Alachlor-ESA)	µg/l	0.406 ± 0.0301	0.397 ± 0.119	0.0528	97.7	-0.18
AMPA	µg/l	0.303 ± 0.0248	0.361 ± 0.101	0.0394	119	1.48
Bentazone	µg/l	0.463 ± 0.0225	0.453 ± 0.127	0.0695	97.8	-0.15
Chlorothalonil Metabolite R611965 (3-carbamyl-2,4,5-trichlorobenzoic acid)	µg/l	0.291 ± 0.0382	- ± -	0.0495	-	-
Chlorothalonil sulfonic acid (Chlorothalonil-ESA)	µg/l	0.678 ± 0.136	- ± -	0.183	-	-
Dicamba	µg/l	0.635 ± 0.0644	- ± -	0.127	-	-
Dichlorprop	µg/l	0.741 ± 0.041	0.739 ± 0.177	0.0889	99.7	-0.02
Dimethachlor Metabolite - CGA 369873	µg/l	- ± -	0.912 ± 0.356	-	-	-
Glufosinate	µg/l	0.189 ± 0.0174	- ± -	0.0643	-	-
Glyphosate	µg/l	- ± -	<0.03 (LOQ) ± -	-	-	-
MCPP (Mecoprop)	µg/l	0.146 ± 0.00838	0.148 ± 0.034	0.019	101	0.08
Metazachlor	µg/l	0.199 ± 0.0091	0.203 ± 0.051	0.0239	102	0.15
Metazachlor ethane sulfonic acid (Metazachlor-ESA)	µg/l	0.132 ± 0.011	0.142 ± 0.041	0.025	108	0.41
Metazachlor oxanilic acid (Metazachlor-OA)	µg/l	0.49 ± 0.0451	0.53 ± 0.197	0.103	108	0.39
Metolachlor	µg/l	0.283 ± 0.0196	0.281 ± 0.073	0.0424	99.3	-0.05
s-Metolachlor ethanesulfonic acid (Metolachlor-ESA)	µg/l	0.694 ± 0.134	0.897 ± 0.314	0.139	129	1.47
s-Metolachlor oxanilic acid (Metolachlor-OA)	µg/l	0.276 ± 0.0326	0.289 ± 0.092	0.0386	105	0.35
Chlorothalonil-4-hydroxy	µg/l	- ± -	- ± -	-	-	-
Chlorothalonil Metabolite R471811	µg/l	0.135 ± 0.0209	- ± -	0.0311	-	-

Parameter	Unit	Assigned value ± U (k=2)	Result ± U	Criterion	Recovery [%]	z-Score
Chlorothalonil Metabolite R611968	µg/l	- ± -	- ± -	-	-	-
Chlorothalonil Metabolite SYN507900	µg/l	- ± -	- ± -	-	-	-
Chlorothalonil Metabolite SYN548580	µg/l	- ± -	- ± -	-	-	-
Chlorothalonil Metabolite SYN548581	µg/l	- ± -	- ± -	-	-	-

Sample: H113B

Parameter	Unit	Assigned value ± U (k=2)	Result ± U	Criterion	Recovery [%]	z-Score
2,4,5-Trichlorophenoxyacetic acid	µg/l	0.922 ± 0.0983	- ± -	0.166	-	-
2,4-D (2,4-Dichlorphenoxyaceticacid)	µg/l	0.589 ± 0.0333	0.627 ± 0.226	0.0824	107	0.47
Alachlor	µg/l	0.72 ± 0.0559	- ± -	0.0864	-	-
Alachlor-t-acid (Alachlor-OA)	µg/l	0.744 ± 0.0777	- ± -	0.112	-	-
Alachlor-t-sulfonic acid (Alachlor-ESA)	µg/l	0.39 ± 0.0361	0.408 ± 0.122	0.0507	105	0.36
AMPA	µg/l	0.298 ± 0.0135	0.334 ± 0.094	0.0388	112	0.92
Bentazone	µg/l	0.483 ± 0.0234	0.48 ± 0.134	0.0724	99.4	-0.04
Chlorothalonil Metabolite R611965 (3-carbamyl-2,4,5-trichlorobenzoic acid)	µg/l	0.305 ± 0.0342	- ± -	0.0457	-	-
Chlorothalonil sulfonic acid (Chlorothalonil-ESA)	µg/l	0.333 ± 0.0423	- ± -	0.0567	-	-
Dicamba	µg/l	0.235 ± 0.00669	- ± -	0.0469	-	-
Dichlorprop	µg/l	0.36 ± 0.0208	0.341 ± 0.082	0.0432	94.8	-0.44
Dimethachlor Metabolite - CGA 369873	µg/l	0.369 ± 0.0435	0.46 ± 0.179	0.0776	125	1.17
Glufosinate	µg/l	- ± -	- ± -	-	-	-
Glyphosate	µg/l	0.739 ± 0.0169	0.732 ± 0.183	0.148	99.1	-0.05
MCPP (Mecoprop)	µg/l	0.138 ± 0.00484	0.14 ± 0.032	0.018	101	0.09
Metazachlor	µg/l	0.439 ± 0.0168	0.417 ± 0.104	0.0527	94.9	-0.42
Metazachlor ethane sulfonic acid (Metazachlor-ESA)	µg/l	0.291 ± 0.0291	0.364 ± 0.106	0.0553	125	1.32
Metazachlor oxanilic acid	µg/l	0.232 ± 0.039	0.255 ± 0.097	0.0486	110	0.48

Parameter	Unit	Assigned value ± U (k=2)	Result ± U	Criterion	Recovery [%]	z-Score
(Metazachlor-OA)						
Metolachlor	µg/l	0.814 ± 0.0297	0.806 ± 0.21	0.122	99	-0.06
s-Metolachlor ethanesulfonic acid (Metolachlor-ESA)	µg/l	0.196 ± 0.0331	0.232 ± 0.081	0.0391	119	0.93
s-Metolachlor oxanilic acid (Metolachlor-OA)	µg/l	0.642 ± 0.131	0.774 ± 0.248	0.0898	121	1.47
Chlorothalonil-4-hydroxy	µg/l	- ± -	- ± -	-	-	-
Chlorothalonil Metabolite R471811	µg/l	0.739 ± 0.0459	- ± -	0.065	-	-
Chlorothalonil Metabolite R611968	µg/l	- ± -	- ± -	-	-	-
Chlorothalonil Metabolite SYN507900	µg/l	- ± -	- ± -	-	-	-
Chlorothalonil Metabolite SYN548580	µg/l	- ± -	- ± -	-	-	-
Chlorothalonil Metabolite SYN548581	µg/l	- ± -	- ± -	-	-	-



Sample: H113A

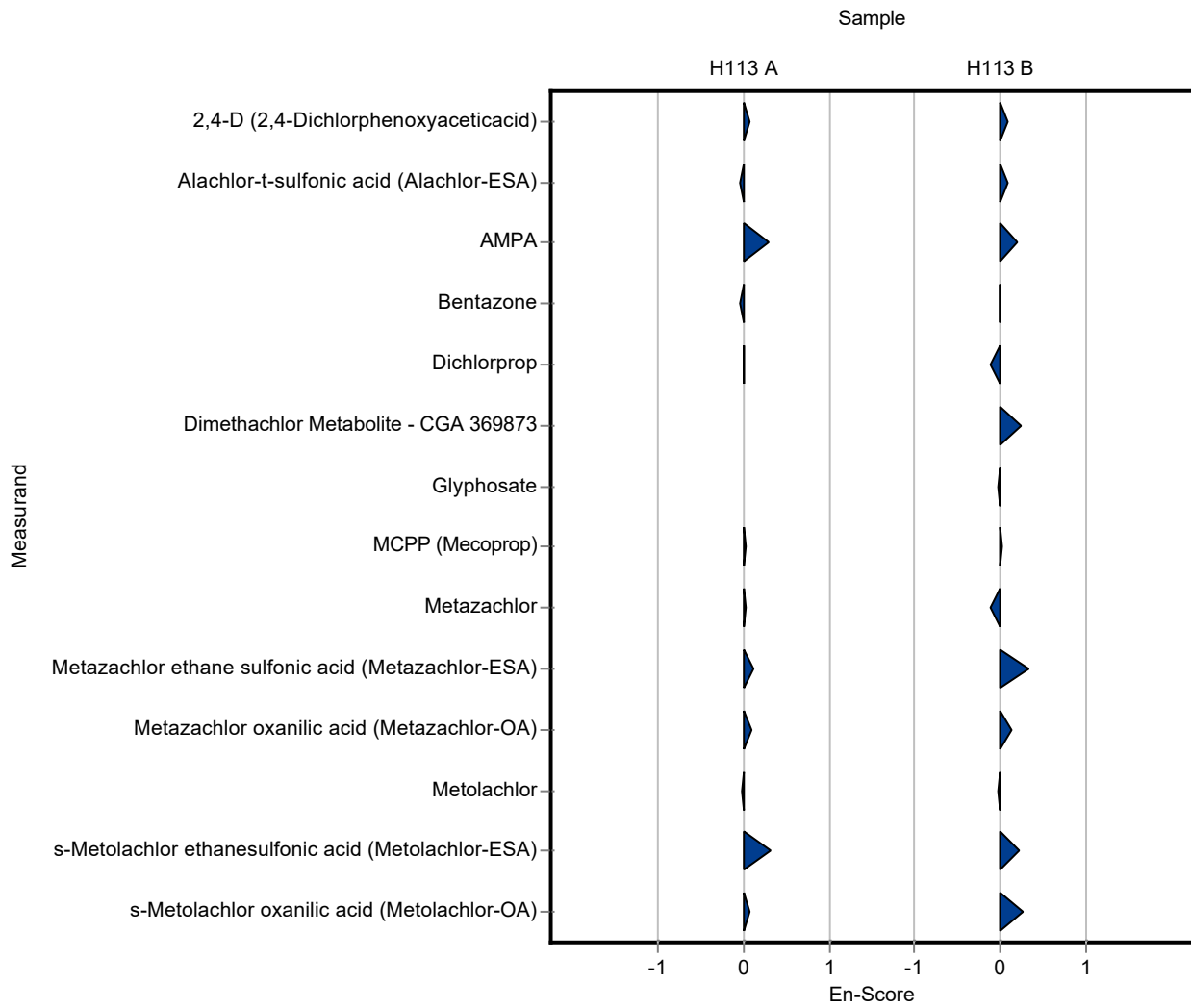
Parameter	Unit	Assigned value ± U (k=2)	Result ± U	Criterion	Recovery [%]	En-Score
2,4,5-Trichlorophenoxyacetic acid	µg/l	0.579 ± 0.0539	- ± -	0.104	-	-
2,4-D (2,4-Dichlorphenoxyaceticacid)	µg/l	0.221 ± 0.0163	0.232 ± 0.084	0.031	105	0.06
Alachlor	µg/l	0.379 ± 0.0178	- ± -	0.0455	-	-
Alachlor-t-acid (Alachlor-OA)	µg/l	0.155 ± 0.0123	- ± -	0.0232	-	-
Alachlor-t-sulfonic acid (Alachlor-ESA)	µg/l	0.406 ± 0.0301	0.397 ± 0.119	0.0528	97.7	-0.04
AMPA	µg/l	0.303 ± 0.0248	0.361 ± 0.101	0.0394	119	0.29
Bentazone	µg/l	0.463 ± 0.0225	0.453 ± 0.127	0.0695	97.8	-0.04
Chlorothalonil Metabolite R611965 (3-carbamyl-2,4,5-trichlorobenzoic acid)	µg/l	0.291 ± 0.0382	- ± -	0.0495	-	-
Chlorothalonil sulfonic acid (Chlorothalonil-ESA)	µg/l	0.678 ± 0.136	- ± -	0.183	-	-
Dicamba	µg/l	0.635 ± 0.0644	- ± -	0.127	-	-
Dichlorprop	µg/l	0.741 ± 0.041	0.739 ± 0.177	0.0889	99.7	-0.01
Dimethachlor Metabolite - CGA 369873	µg/l	- ± -	0.912 ± 0.356	-	-	-
Glufosinate	µg/l	0.189 ± 0.0174	- ± -	0.0643	-	-
Glyphosate	µg/l	- ± -	<0.03 (LOQ) ± -	-	-	-
MCPP (Mecoprop)	µg/l	0.146 ± 0.00838	0.148 ± 0.034	0.019	101	0.02
Metazachlor	µg/l	0.199 ± 0.0091	0.203 ± 0.051	0.0239	102	0.03
Metazachlor ethane sulfonic acid (Metazachlor-ESA)	µg/l	0.132 ± 0.011	0.142 ± 0.041	0.025	108	0.12
Metazachlor oxanilic acid (Metazachlor-OA)	µg/l	0.49 ± 0.0451	0.53 ± 0.197	0.103	108	0.10
Metolachlor	µg/l	0.283 ± 0.0196	0.281 ± 0.073	0.0424	99.3	-0.01
s-Metolachlor ethanesulfonic acid (Metolachlor-ESA)	µg/l	0.694 ± 0.134	0.897 ± 0.314	0.139	129	0.32
s-Metolachlor oxanilic acid (Metolachlor-OA)	µg/l	0.276 ± 0.0326	0.289 ± 0.092	0.0386	105	0.07
Chlorothalonil-4-hydroxy	µg/l	- ± -	- ± -	-	-	-
Chlorothalonil Metabolite R471811	µg/l	0.135 ± 0.0209	- ± -	0.0311	-	-

Parameter	Unit	Assigned value ± U (k=2)	Result ± U	Criterion	Recovery [%]	En-Score
Chlorothalonil Metabolite R611968	µg/l	- ± -	- ± -	-	-	-
Chlorothalonil Metabolite SYN507900	µg/l	- ± -	- ± -	-	-	-
Chlorothalonil Metabolite SYN548580	µg/l	- ± -	- ± -	-	-	-
Chlorothalonil Metabolite SYN548581	µg/l	- ± -	- ± -	-	-	-

Sample: H113B

Parameter	Unit	Assigned value ± U (k=2)	Result ± U	Criterion	Recovery [%]	En-Score
2,4,5-Trichlorophenoxyacetic acid	µg/l	0.922 ± 0.0983	- ± -	0.166	-	-
2,4-D (2,4-Dichlorphenoxyaceticacid)	µg/l	0.589 ± 0.0333	0.627 ± 0.226	0.0824	107	0.08
Alachlor	µg/l	0.72 ± 0.0559	- ± -	0.0864	-	-
Alachlor-t-acid (Alachlor-OA)	µg/l	0.744 ± 0.0777	- ± -	0.112	-	-
Alachlor-t-sulfonic acid (Alachlor-ESA)	µg/l	0.39 ± 0.0361	0.408 ± 0.122	0.0507	105	0.07
AMPA	µg/l	0.298 ± 0.0135	0.334 ± 0.094	0.0388	112	0.19
Bentazone	µg/l	0.483 ± 0.0234	0.48 ± 0.134	0.0724	99.4	-0.01
Chlorothalonil Metabolite R611965 (3-carbamyl-2,4,5-trichlorobenzoic acid)	µg/l	0.305 ± 0.0342	- ± -	0.0457	-	-
Chlorothalonil sulfonic acid (Chlorothalonil-ESA)	µg/l	0.333 ± 0.0423	- ± -	0.0567	-	-
Dicamba	µg/l	0.235 ± 0.00669	- ± -	0.0469	-	-
Dichlorprop	µg/l	0.36 ± 0.0208	0.341 ± 0.082	0.0432	94.8	-0.11
Dimethachlor Metabolite - CGA 369873	µg/l	0.369 ± 0.0435	0.46 ± 0.179	0.0776	125	0.25
Glufosinate	µg/l	- ± -	- ± -	-	-	-
Glyphosate	µg/l	0.739 ± 0.0169	0.732 ± 0.183	0.148	99.1	-0.02
MCPP (Mecoprop)	µg/l	0.138 ± 0.00484	0.14 ± 0.032	0.018	101	0.03
Metazachlor	µg/l	0.439 ± 0.0168	0.417 ± 0.104	0.0527	94.9	-0.11
Metazachlor ethane sulfonic acid (Metazachlor-ESA)	µg/l	0.291 ± 0.0291	0.364 ± 0.106	0.0553	125	0.34

Parameter	Unit	Assigned value ± U (k=2)	Result ± U	Criterion	Recovery [%]	En-Score
Metazachlor oxanilic acid (Metazachlor-OA)	µg/l	0.232 ± 0.039	0.255 ± 0.097	0.0486	110	0.12
Metolachlor	µg/l	0.814 ± 0.0297	0.806 ± 0.21	0.122	99	-0.02
s-Metolachlor ethanesulfonic acid (Metolachlor-ESA)	µg/l	0.196 ± 0.0331	0.232 ± 0.081	0.0391	119	0.22
s-Metolachlor oxanilic acid (Metolachlor-OA)	µg/l	0.642 ± 0.131	0.774 ± 0.248	0.0898	121	0.26
Chlorothalonil-4-hydroxy	µg/l	- ± -	- ± -	-	-	-
Chlorothalonil Metabolite R471811	µg/l	0.739 ± 0.0459	- ± -	0.065	-	-
Chlorothalonil Metabolite R611968	µg/l	- ± -	- ± -	-	-	-
Chlorothalonil Metabolite SYN507900	µg/l	- ± -	- ± -	-	-	-
Chlorothalonil Metabolite SYN548580	µg/l	- ± -	- ± -	-	-	-
Chlorothalonil Metabolite SYN548581	µg/l	- ± -	- ± -	-	-	-



Sample: H113A

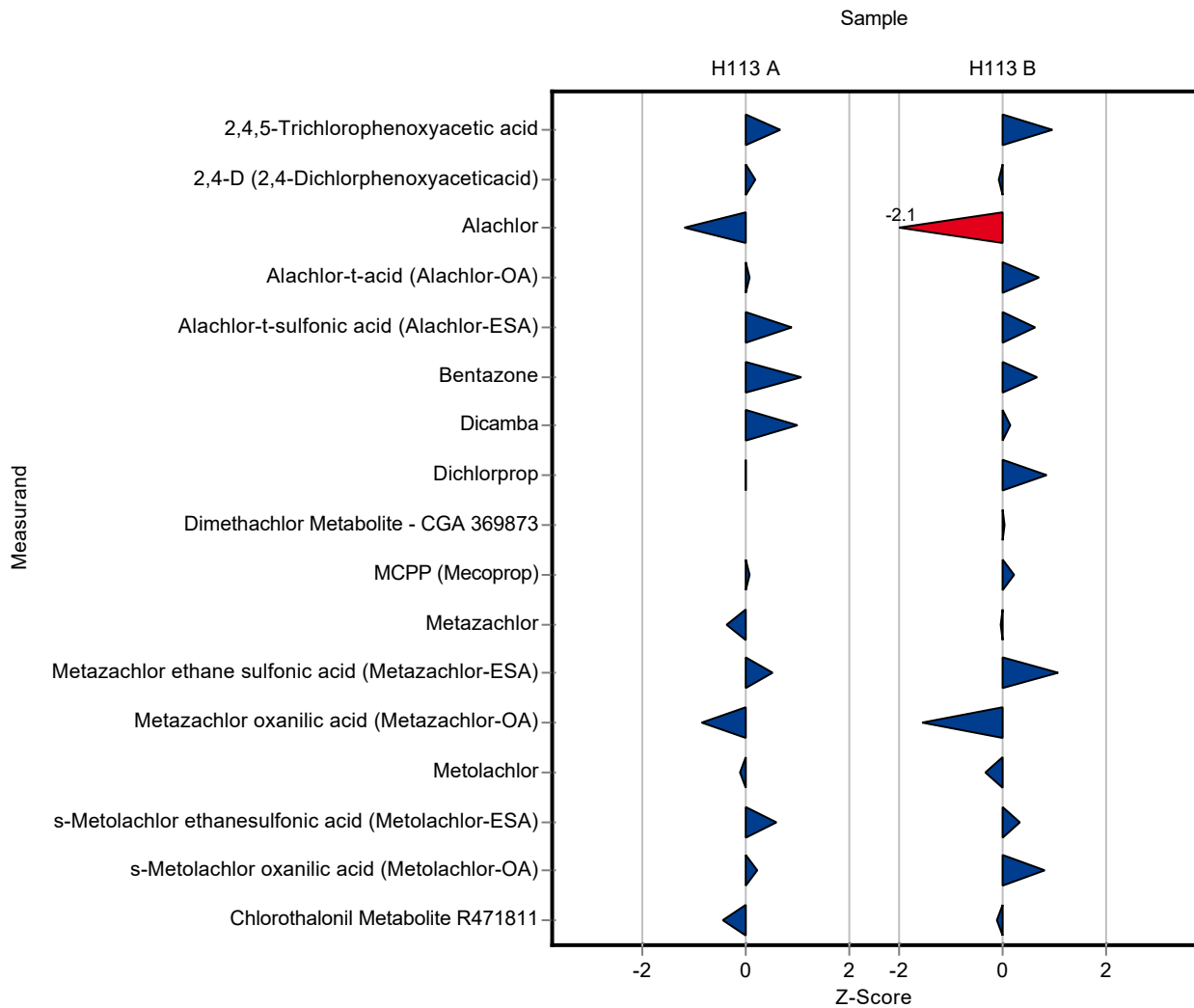
Parameter	Unit	Assigned value ± U (k=2)	Result ± U	Criterion	Recovery [%]	z-Score
2,4,5-Trichlorophenoxyacetic acid	µg/l	0.579 ± 0.0539	0.649 ± 0.097	0.104	112	0.67
2,4-D (2,4-Dichlorophenoxyacetic acid)	µg/l	0.221 ± 0.0163	0.227 ± 0.034	0.031	103	0.19
Alachlor	µg/l	0.379 ± 0.0178	0.326 ± 0.049	0.0455	85.9	-1.17
Alachlor-t-acid (Alachlor-OA)	µg/l	0.155 ± 0.0123	0.157 ± 0.023	0.0232	101	0.10
Alachlor-t-sulfonic acid (Alachlor-ESA)	µg/l	0.406 ± 0.0301	0.453 ± 0.068	0.0528	112	0.89
AMPA	µg/l	0.303 ± 0.0248	- ± -	0.0394	-	-
Bentazone	µg/l	0.463 ± 0.0225	0.538 ± 0.081	0.0695	116	1.08
Chlorothalonil Metabolite R611965 (3-carbamyl-2,4,5-trichlorobenzoic acid)	µg/l	0.291 ± 0.0382	- ± -	0.0495	-	-
Chlorothalonil sulfonic acid (Chlorothalonil-ESA)	µg/l	0.678 ± 0.136	- ± -	0.183	-	-
Dicamba	µg/l	0.635 ± 0.0644	0.761 ± 0.114	0.127	120	1.00
Dichlorprop	µg/l	0.741 ± 0.041	0.742 ± 0.111	0.0889	100	0.01
Dimethachlor Metabolite - CGA 369873	µg/l	- ± -	0.851 ± 0.128	-	-	-
Glufosinate	µg/l	0.189 ± 0.0174	- ± -	0.0643	-	-
Glyphosate	µg/l	- ± -	- ± -	-	-	-
MCPP (Mecoprop)	µg/l	0.146 ± 0.00838	0.148 ± 0.022	0.019	101	0.08
Metazachlor	µg/l	0.199 ± 0.0091	0.191 ± 0.029	0.0239	95.8	-0.35
Metazachlor ethane sulfonic acid (Metazachlor-ESA)	µg/l	0.132 ± 0.011	0.145 ± 0.022	0.025	110	0.53
Metazachlor oxanilic acid (Metazachlor-OA)	µg/l	0.49 ± 0.0451	0.403 ± 0.06	0.103	82.2	-0.85
Metolachlor	µg/l	0.283 ± 0.0196	0.278 ± 0.042	0.0424	98.3	-0.12
s-Metolachlor ethanesulfonic acid (Metolachlor-ESA)	µg/l	0.694 ± 0.134	0.776 ± 0.116	0.139	112	0.59
s-Metolachlor oxanilic acid (Metolachlor-OA)	µg/l	0.276 ± 0.0326	0.285 ± 0.043	0.0386	103	0.25
Chlorothalonil-4-hydroxy	µg/l	- ± -	- ± -	-	-	-
Chlorothalonil Metabolite R471811	µg/l	0.135 ± 0.0209	0.121 ± 0.018	0.0311	89.5	-0.46

Parameter	Unit	Assigned value ± U (k=2)	Result ± U	Criterion	Recovery [%]	z-Score
Chlorothalonil Metabolite R611968	µg/l	- ± -	- ± -	-	-	-
Chlorothalonil Metabolite SYN507900	µg/l	- ± -	- ± -	-	-	-
Chlorothalonil Metabolite SYN548580	µg/l	- ± -	- ± -	-	-	-
Chlorothalonil Metabolite SYN548581	µg/l	- ± -	- ± -	-	-	-

Sample: H113B

Parameter	Unit	Assigned value ± U (k=2)	Result ± U	Criterion	Recovery [%]	z-Score
2,4,5-Trichlorophenoxyacetic acid	µg/l	0.922 ± 0.0983	1.082 ± 0.162	0.166	117	0.96
2,4-D (2,4-Dichlorphenoxyaceticacid)	µg/l	0.589 ± 0.0333	0.581 ± 0.087	0.0824	98.7	-0.09
Alachlor	µg/l	0.72 ± 0.0559	0.537 ± 0.08	0.0864	74.6	-2.12
Alachlor-t-acid (Alachlor-OA)	µg/l	0.744 ± 0.0777	0.824 ± 0.124	0.112	111	0.71
Alachlor-t-sulfonic acid (Alachlor-ESA)	µg/l	0.39 ± 0.0361	0.421 ± 0.063	0.0507	108	0.62
AMPA	µg/l	0.298 ± 0.0135	- ± -	0.0388	-	-
Bentazone	µg/l	0.483 ± 0.0234	0.53 ± 0.08	0.0724	110	0.65
Chlorothalonil Metabolite R611965 (3-carbamyl-2,4,5-trichlorobenzoic acid)	µg/l	0.305 ± 0.0342	- ± -	0.0457	-	-
Chlorothalonil sulfonic acid (Chlorothalonil-ESA)	µg/l	0.333 ± 0.0423	- ± -	0.0567	-	-
Dicamba	µg/l	0.235 ± 0.00669	0.241 ± 0.036	0.0469	103	0.13
Dichlorprop	µg/l	0.36 ± 0.0208	0.397 ± 0.06	0.0432	110	0.86
Dimethachlor Metabolite - CGA 369873	µg/l	0.369 ± 0.0435	0.371 ± 0.056	0.0776	100	0.02
Glufosinate	µg/l	- ± -	- ± -	-	-	-
Glyphosate	µg/l	0.739 ± 0.0169	- ± -	0.148	-	-
MCPP (Mecoprop)	µg/l	0.138 ± 0.00484	0.142 ± 0.021	0.018	103	0.20
Metazachlor	µg/l	0.439 ± 0.0168	0.437 ± 0.066	0.0527	99.5	-0.04
Metazachlor ethane sulfonic acid (Metazachlor-ESA)	µg/l	0.291 ± 0.0291	0.351 ± 0.053	0.0553	121	1.08
Metazachlor oxanilic acid	µg/l	0.232 ± 0.039	0.156 ± 0.023	0.0486	67.4	-1.55

Parameter	Unit	Assigned value ± U (k=2)	Result ± U	Criterion	Recovery [%]	z-Score
(Metazachlor-OA)						
Metolachlor	µg/l	0.814 ± 0.0297	0.771 ± 0.116	0.122	94.7	-0.35
s-Metolachlor ethanesulfonic acid (Metolachlor-ESA)	µg/l	0.196 ± 0.0331	0.209 ± 0.031	0.0391	107	0.34
s-Metolachlor oxanilic acid (Metolachlor-OA)	µg/l	0.642 ± 0.131	0.714 ± 0.107	0.0898	111	0.80
Chlorothalonil-4-hydroxy	µg/l	- ± -	- ± -	-	-	-
Chlorothalonil Metabolite R471811	µg/l	0.739 ± 0.0459	0.732 ± 0.11	0.065	99.1	-0.11
Chlorothalonil Metabolite R611968	µg/l	- ± -	- ± -	-	-	-
Chlorothalonil Metabolite SYN507900	µg/l	- ± -	- ± -	-	-	-
Chlorothalonil Metabolite SYN548580	µg/l	- ± -	- ± -	-	-	-
Chlorothalonil Metabolite SYN548581	µg/l	- ± -	- ± -	-	-	-



Sample: H113A

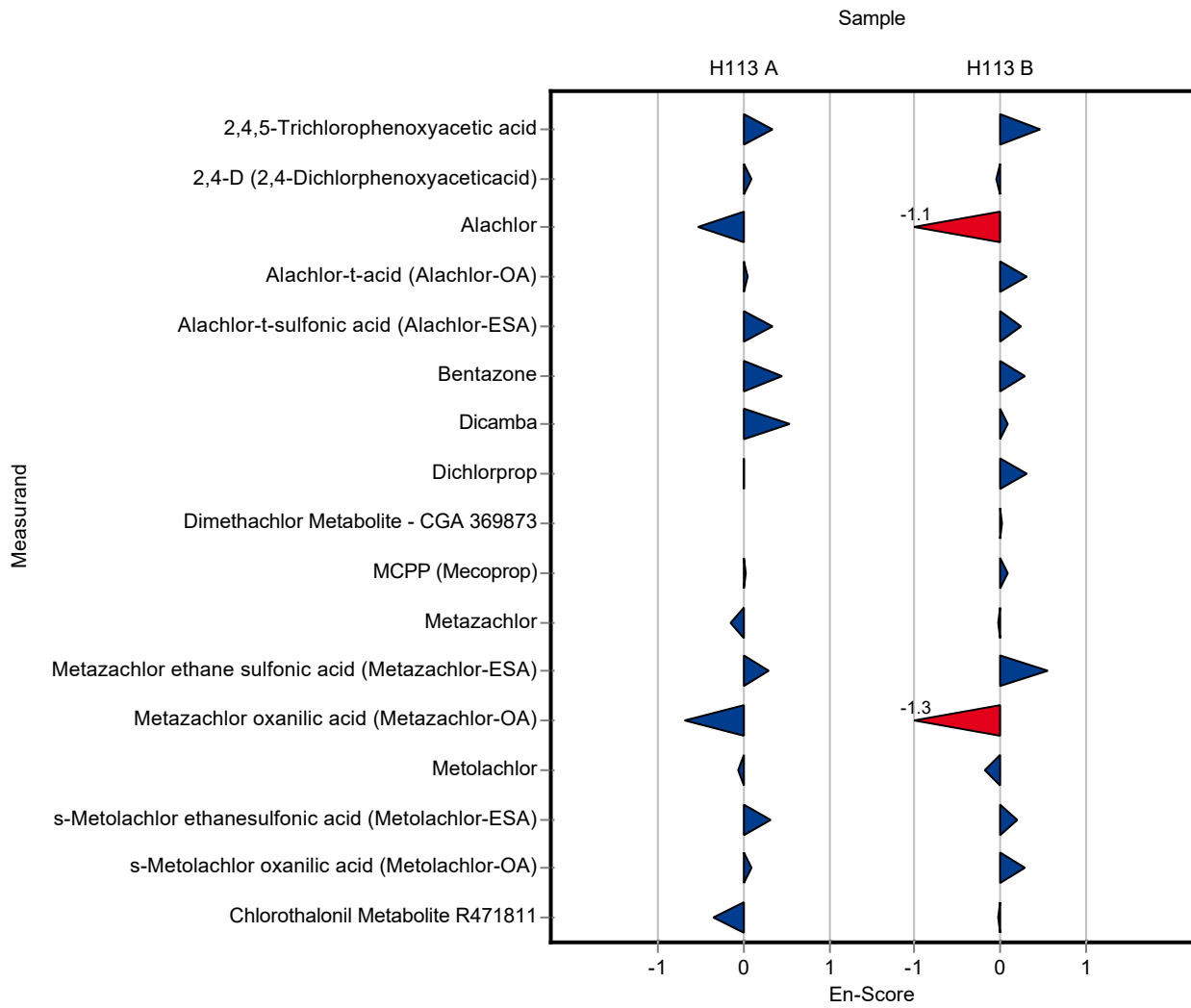
Parameter	Unit	Assigned value ± U (k=2)	Result ± U	Criterion	Recovery [%]	En-Score
2,4,5-Trichlorophenoxyacetic acid	µg/l	0.579 ± 0.0539	0.649 ± 0.097	0.104	112	0.35
2,4-D (2,4-Dichlorphenoxyaceticacid)	µg/l	0.221 ± 0.0163	0.227 ± 0.034	0.031	103	0.08
Alachlor	µg/l	0.379 ± 0.0178	0.326 ± 0.049	0.0455	85.9	-0.54
Alachlor-t-acid (Alachlor-OA)	µg/l	0.155 ± 0.0123	0.157 ± 0.023	0.0232	101	0.05
Alachlor-t-sulfonic acid (Alachlor-ESA)	µg/l	0.406 ± 0.0301	0.453 ± 0.068	0.0528	112	0.34
AMPA	µg/l	0.303 ± 0.0248	- ± -	0.0394	-	-
Bentazone	µg/l	0.463 ± 0.0225	0.538 ± 0.081	0.0695	116	0.46
Chlorothalonil Metabolite R611965 (3-carbamyl-2,4,5-trichlorobenzoic acid)	µg/l	0.291 ± 0.0382	- ± -	0.0495	-	-
Chlorothalonil sulfonic acid (Chlorothalonil-ESA)	µg/l	0.678 ± 0.136	- ± -	0.183	-	-
Dicamba	µg/l	0.635 ± 0.0644	0.761 ± 0.114	0.127	120	0.53
Dichlorprop	µg/l	0.741 ± 0.041	0.742 ± 0.111	0.0889	100	0.00
Dimethachlor Metabolite - CGA 369873	µg/l	- ± -	0.851 ± 0.128	-	-	-
Glufosinate	µg/l	0.189 ± 0.0174	- ± -	0.0643	-	-
Glyphosate	µg/l	- ± -	- ± -	-	-	-
MCPP (Mecoprop)	µg/l	0.146 ± 0.00838	0.148 ± 0.022	0.019	101	0.03
Metazachlor	µg/l	0.199 ± 0.0091	0.191 ± 0.029	0.0239	95.8	-0.14
Metazachlor ethane sulfonic acid (Metazachlor-ESA)	µg/l	0.132 ± 0.011	0.145 ± 0.022	0.025	110	0.29
Metazachlor oxanilic acid (Metazachlor-OA)	µg/l	0.49 ± 0.0451	0.403 ± 0.06	0.103	82.2	-0.68
Metolachlor	µg/l	0.283 ± 0.0196	0.278 ± 0.042	0.0424	98.3	-0.06
s-Metolachlor ethanesulfonic acid (Metolachlor-ESA)	µg/l	0.694 ± 0.134	0.776 ± 0.116	0.139	112	0.31
s-Metolachlor oxanilic acid (Metolachlor-OA)	µg/l	0.276 ± 0.0326	0.285 ± 0.043	0.0386	103	0.10
Chlorothalonil-4-hydroxy	µg/l	- ± -	- ± -	-	-	-
Chlorothalonil Metabolite R471811	µg/l	0.135 ± 0.0209	0.121 ± 0.018	0.0311	89.5	-0.34

Parameter	Unit	Assigned value ± U (k=2)	Result ± U	Criterion	Recovery [%]	En-Score
Chlorothalonil Metabolite R611968	µg/l	- ± -	- ± -	-	-	-
Chlorothalonil Metabolite SYN507900	µg/l	- ± -	- ± -	-	-	-
Chlorothalonil Metabolite SYN548580	µg/l	- ± -	- ± -	-	-	-
Chlorothalonil Metabolite SYN548581	µg/l	- ± -	- ± -	-	-	-

Sample: H113B

Parameter	Unit	Assigned value ± U (k=2)	Result ± U	Criterion	Recovery [%]	En-Score
2,4,5-Trichlorophenoxyacetic acid	µg/l	0.922 ± 0.0983	1.082 ± 0.162	0.166	117	0.47
2,4-D (2,4-Dichlorphenoxyaceticacid)	µg/l	0.589 ± 0.0333	0.581 ± 0.087	0.0824	98.7	-0.04
Alachlor	µg/l	0.72 ± 0.0559	0.537 ± 0.08	0.0864	74.6	-1.08
Alachlor-t-acid (Alachlor-OA)	µg/l	0.744 ± 0.0777	0.824 ± 0.124	0.112	111	0.31
Alachlor-t-sulfonic acid (Alachlor-ESA)	µg/l	0.39 ± 0.0361	0.421 ± 0.063	0.0507	108	0.24
AMPA	µg/l	0.298 ± 0.0135	- ± -	0.0388	-	-
Bentazone	µg/l	0.483 ± 0.0234	0.53 ± 0.08	0.0724	110	0.29
Chlorothalonil Metabolite R611965 (3-carbamyl-2,4,5-trichlorobenzoic acid)	µg/l	0.305 ± 0.0342	- ± -	0.0457	-	-
Chlorothalonil sulfonic acid (Chlorothalonil-ESA)	µg/l	0.333 ± 0.0423	- ± -	0.0567	-	-
Dicamba	µg/l	0.235 ± 0.00669	0.241 ± 0.036	0.0469	103	0.09
Dichlorprop	µg/l	0.36 ± 0.0208	0.397 ± 0.06	0.0432	110	0.30
Dimethachlor Metabolite - CGA 369873	µg/l	0.369 ± 0.0435	0.371 ± 0.056	0.0776	100	0.01
Glufosinate	µg/l	- ± -	- ± -	-	-	-
Glyphosate	µg/l	0.739 ± 0.0169	- ± -	0.148	-	-
MCPP (Mecoprop)	µg/l	0.138 ± 0.00484	0.142 ± 0.021	0.018	103	0.09
Metazachlor	µg/l	0.439 ± 0.0168	0.437 ± 0.066	0.0527	99.5	-0.02
Metazachlor ethane sulfonic acid (Metazachlor-ESA)	µg/l	0.291 ± 0.0291	0.351 ± 0.053	0.0553	121	0.54

Parameter	Unit	Assigned value ± U (k=2)	Result ± U	Criterion Recovery	En-Score	En-Score [%]
Metazachlor oxanilic acid (Metazachlor-OA)	µg/l	0.232 ± 0.039	0.156 ± 0.023	0.0486	67.4	-1.25
Metolachlor	µg/l	0.814 ± 0.0297	0.771 ± 0.116	0.122	94.7	-0.18
s-Metolachlor ethanesulfonic acid (Metolachlor-ESA)	µg/l	0.196 ± 0.0331	0.209 ± 0.031	0.0391	107	0.19
s-Metolachlor oxanilic acid (Metolachlor-OA)	µg/l	0.642 ± 0.131	0.714 ± 0.107	0.0898	111	0.29
Chlorothalonil-4-hydroxy	µg/l	- ± -	- ± -	-	-	-
Chlorothalonil Metabolite R471811	µg/l	0.739 ± 0.0459	0.732 ± 0.11	0.065	99.1	-0.03
Chlorothalonil Metabolite R611968	µg/l	- ± -	- ± -	-	-	-
Chlorothalonil Metabolite SYN507900	µg/l	- ± -	- ± -	-	-	-
Chlorothalonil Metabolite SYN548580	µg/l	- ± -	- ± -	-	-	-
Chlorothalonil Metabolite SYN548581	µg/l	- ± -	- ± -	-	-	-



Sample: H113A

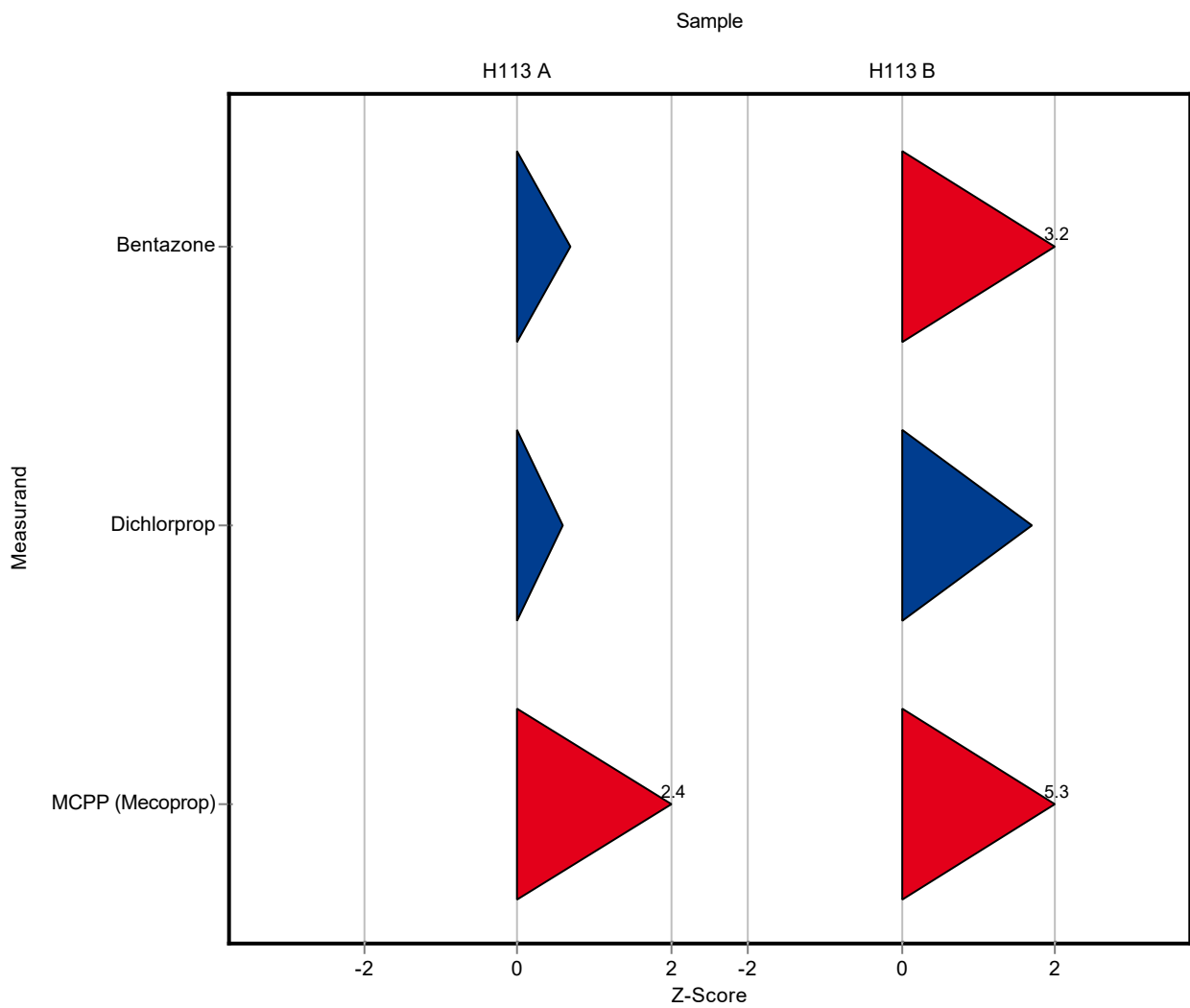
Parameter	Unit	Assigned value ± U (k=2)	Result ± U	Criterion	Recovery [%]	z-Score
2,4,5-Trichlorophenoxyacetic acid	µg/l	0.579 ± 0.0539	- ± -	0.104	-	-
2,4-D (2,4-Dichlorphenoxyaceticacid)	µg/l	0.221 ± 0.0163	- ± -	0.031	-	-
Alachlor	µg/l	0.379 ± 0.0178	- ± -	0.0455	-	-
Alachlor-t-acid (Alachlor-OA)	µg/l	0.155 ± 0.0123	- ± -	0.0232	-	-
Alachlor-t-sulfonic acid (Alachlor-ESA)	µg/l	0.406 ± 0.0301	- ± -	0.0528	-	-
AMPA	µg/l	0.303 ± 0.0248	- ± -	0.0394	-	-
Bentazone	µg/l	0.463 ± 0.0225	0.511 ± 0.14	0.0695	110	0.69
Chlorothalonil Metabolite R611965 (3-carbamyl-2,4,5-trichlorobenzoic acid)	µg/l	0.291 ± 0.0382	- ± -	0.0495	-	-
Chlorothalonil sulfonic acid (Chlorothalonil-ESA)	µg/l	0.678 ± 0.136	- ± -	0.183	-	-
Dicamba	µg/l	0.635 ± 0.0644	- ± -	0.127	-	-
Dichlorprop	µg/l	0.741 ± 0.041	0.793 ± 0.15	0.0889	107	0.59
Dimethachlor Metabolite - CGA 369873	µg/l	- ± -	- ± -	-	-	-
Glufosinate	µg/l	0.189 ± 0.0174	- ± -	0.0643	-	-
Glyphosate	µg/l	- ± -	- ± -	-	-	-
MCPP (Mecoprop)	µg/l	0.146 ± 0.00838	0.192 ± 0.05	0.019	131	2.39
Metazachlor	µg/l	0.199 ± 0.0091	- ± -	0.0239	-	-
Metazachlor ethane sulfonic acid (Metazachlor-ESA)	µg/l	0.132 ± 0.011	- ± -	0.025	-	-
Metazachlor oxanilic acid (Metazachlor-OA)	µg/l	0.49 ± 0.0451	- ± -	0.103	-	-
Metolachlor	µg/l	0.283 ± 0.0196	- ± -	0.0424	-	-
s-Metolachlor ethanesulfonic acid (Metolachlor-ESA)	µg/l	0.694 ± 0.134	- ± -	0.139	-	-
s-Metolachlor oxanilic acid (Metolachlor-OA)	µg/l	0.276 ± 0.0326	- ± -	0.0386	-	-
Chlorothalonil-4-hydroxy	µg/l	- ± -	- ± -	-	-	-
Chlorothalonil Metabolite R471811	µg/l	0.135 ± 0.0209	- ± -	0.0311	-	-

Parameter	Unit	Assigned value ± U (k=2)	Result ± U	Criterion	Recovery [%]	z-Score
Chlorothalonil Metabolite R611968	µg/l	- ± -	- ± -	-	-	-
Chlorothalonil Metabolite SYN507900	µg/l	- ± -	- ± -	-	-	-
Chlorothalonil Metabolite SYN548580	µg/l	- ± -	- ± -	-	-	-
Chlorothalonil Metabolite SYN548581	µg/l	- ± -	- ± -	-	-	-

Sample: H113B

Parameter	Unit	Assigned value ± U (k=2)	Result ± U	Criterion	Recovery [%]	z-Score
2,4,5-Trichlorophenoxyacetic acid	µg/l	0.922 ± 0.0983	- ± -	0.166	-	-
2,4-D (2,4-Dichlorphenoxyaceticacid)	µg/l	0.589 ± 0.0333	- ± -	0.0824	-	-
Alachlor	µg/l	0.72 ± 0.0559	- ± -	0.0864	-	-
Alachlor-t-acid (Alachlor-OA)	µg/l	0.744 ± 0.0777	- ± -	0.112	-	-
Alachlor-t-sulfonic acid (Alachlor-ESA)	µg/l	0.39 ± 0.0361	- ± -	0.0507	-	-
AMPA	µg/l	0.298 ± 0.0135	- ± -	0.0388	-	-
Bentazone	µg/l	0.483 ± 0.0234	0.718 ± 0.2	0.0724	149	3.25
Chlorothalonil Metabolite R611965 (3-carbamyl-2,4,5-trichlorobenzoic acid)	µg/l	0.305 ± 0.0342	- ± -	0.0457	-	-
Chlorothalonil sulfonic acid (Chlorothalonil-ESA)	µg/l	0.333 ± 0.0423	- ± -	0.0567	-	-
Dicamba	µg/l	0.235 ± 0.00669	- ± -	0.0469	-	-
Dichlorprop	µg/l	0.36 ± 0.0208	0.433 ± 0.08	0.0432	120	1.69
Dimethachlor Metabolite - CGA 369873	µg/l	0.369 ± 0.0435	- ± -	0.0776	-	-
Glufosinate	µg/l	- ± -	- ± -	-	-	-
Glyphosate	µg/l	0.739 ± 0.0169	- ± -	0.148	-	-
MCPP (Mecoprop)	µg/l	0.138 ± 0.00484	0.233 ± 0.06	0.018	168	5.26
Metazachlor	µg/l	0.439 ± 0.0168	- ± -	0.0527	-	-
Metazachlor ethane sulfonic acid (Metazachlor-ESA)	µg/l	0.291 ± 0.0291	- ± -	0.0553	-	-
Metazachlor oxanilic acid	µg/l	0.232 ± 0.039	- ± -	0.0486	-	-

Parameter	Unit	Assigned value ± U (k=2)	Result ± U	Criterion Recovery [%]	z-Score
(Metazachlor-OA)					
Metolachlor	µg/l	0.814 ± 0.0297	- ± -	0.122	-
s-Metolachlor ethanesulfonic acid (Metolachlor-ESA)	µg/l	0.196 ± 0.0331	- ± -	0.0391	-
s-Metolachlor oxanilic acid (Metolachlor-OA)	µg/l	0.642 ± 0.131	- ± -	0.0898	-
Chlorothalonil-4-hydroxy	µg/l	- ± -	- ± -	-	-
Chlorothalonil Metabolite R471811	µg/l	0.739 ± 0.0459	- ± -	0.065	-
Chlorothalonil Metabolite R611968	µg/l	- ± -	- ± -	-	-
Chlorothalonil Metabolite SYN507900	µg/l	- ± -	- ± -	-	-
Chlorothalonil Metabolite SYN548580	µg/l	- ± -	- ± -	-	-
Chlorothalonil Metabolite SYN548581	µg/l	- ± -	- ± -	-	-



Sample: H113A

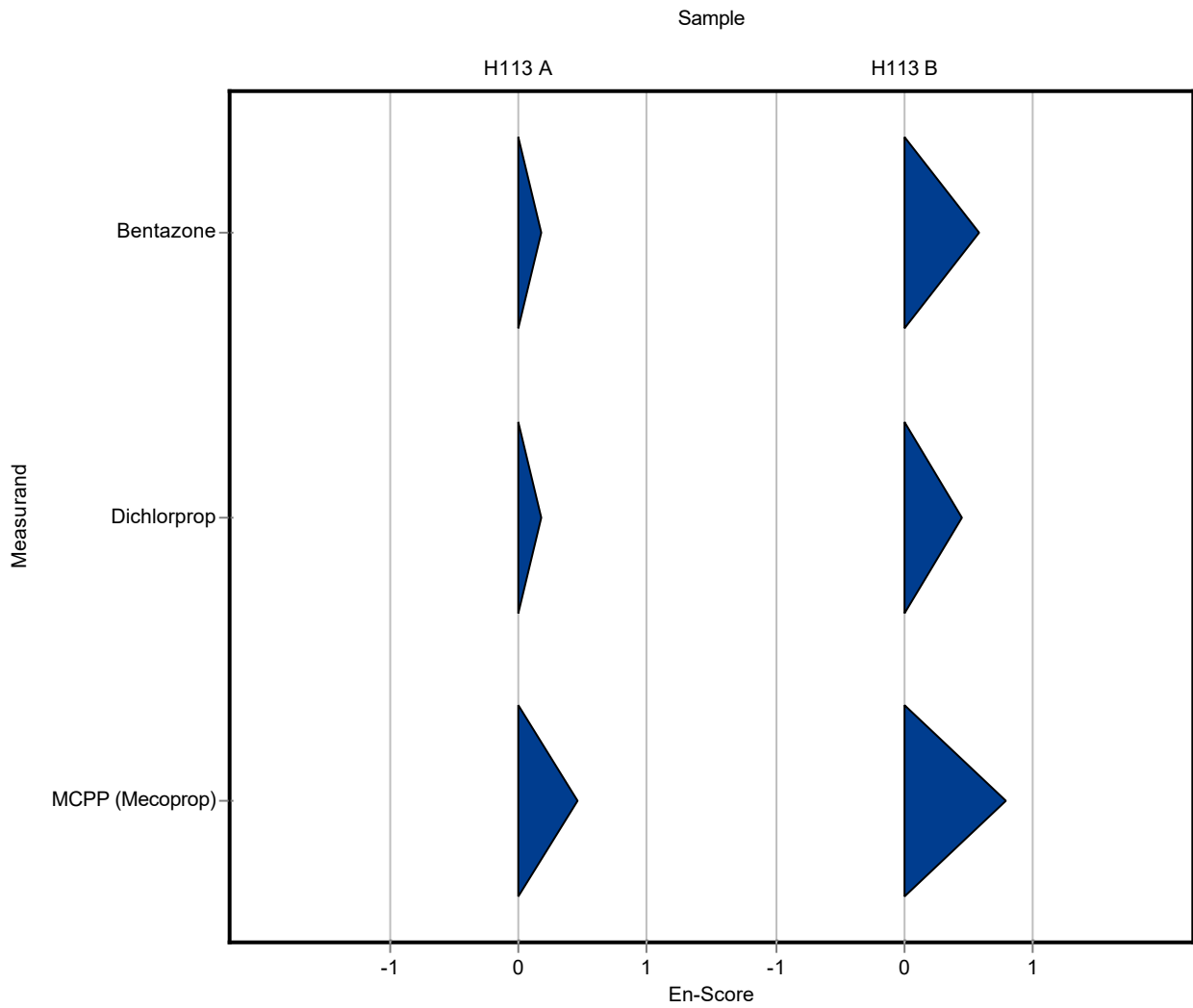
Parameter	Unit	Assigned value ± U (k=2)	Result ± U	Criterion	Recovery [%]	En-Score
2,4,5-Trichlorophenoxyacetic acid	µg/l	0.579 ± 0.0539	- ± -	0.104	-	-
2,4-D (2,4-Dichlorphenoxyaceticacid)	µg/l	0.221 ± 0.0163	- ± -	0.031	-	-
Alachlor	µg/l	0.379 ± 0.0178	- ± -	0.0455	-	-
Alachlor-t-acid (Alachlor-OA)	µg/l	0.155 ± 0.0123	- ± -	0.0232	-	-
Alachlor-t-sulfonic acid (Alachlor-ESA)	µg/l	0.406 ± 0.0301	- ± -	0.0528	-	-
AMPA	µg/l	0.303 ± 0.0248	- ± -	0.0394	-	-
Bentazone	µg/l	0.463 ± 0.0225	0.511 ± 0.14	0.0695	110	0.17
Chlorothalonil Metabolite R611965 (3-carbamyl-2,4,5-trichlorobenzoic acid)	µg/l	0.291 ± 0.0382	- ± -	0.0495	-	-
Chlorothalonil sulfonic acid (Chlorothalonil-ESA)	µg/l	0.678 ± 0.136	- ± -	0.183	-	-
Dicamba	µg/l	0.635 ± 0.0644	- ± -	0.127	-	-
Dichlorprop	µg/l	0.741 ± 0.041	0.793 ± 0.15	0.0889	107	0.17
Dimethachlor Metabolite - CGA 369873	µg/l	- ± -	- ± -	-	-	-
Glufosinate	µg/l	0.189 ± 0.0174	- ± -	0.0643	-	-
Glyphosate	µg/l	- ± -	- ± -	-	-	-
MCPP (Mecoprop)	µg/l	0.146 ± 0.00838	0.192 ± 0.05	0.019	131	0.45
Metazachlor	µg/l	0.199 ± 0.0091	- ± -	0.0239	-	-
Metazachlor ethane sulfonic acid (Metazachlor-ESA)	µg/l	0.132 ± 0.011	- ± -	0.025	-	-
Metazachlor oxanilic acid (Metazachlor-OA)	µg/l	0.49 ± 0.0451	- ± -	0.103	-	-
Metolachlor	µg/l	0.283 ± 0.0196	- ± -	0.0424	-	-
s-Metolachlor ethanesulfonic acid (Metolachlor-ESA)	µg/l	0.694 ± 0.134	- ± -	0.139	-	-
s-Metolachlor oxanilic acid (Metolachlor-OA)	µg/l	0.276 ± 0.0326	- ± -	0.0386	-	-
Chlorothalonil-4-hydroxy	µg/l	- ± -	- ± -	-	-	-
Chlorothalonil Metabolite R471811	µg/l	0.135 ± 0.0209	- ± -	0.0311	-	-

Parameter	Unit	Assigned value ± U (k=2)	Result ± U	Criterion	Recovery [%]	En-Score
Chlorothalonil Metabolite R611968	µg/l	- ± -	- ± -	-	-	-
Chlorothalonil Metabolite SYN507900	µg/l	- ± -	- ± -	-	-	-
Chlorothalonil Metabolite SYN548580	µg/l	- ± -	- ± -	-	-	-
Chlorothalonil Metabolite SYN548581	µg/l	- ± -	- ± -	-	-	-

Sample: H113B

Parameter	Unit	Assigned value ± U (k=2)	Result ± U	Criterion	Recovery [%]	En-Score
2,4,5-Trichlorophenoxyacetic acid	µg/l	0.922 ± 0.0983	- ± -	0.166	-	-
2,4-D (2,4-Dichlorphenoxyaceticacid)	µg/l	0.589 ± 0.0333	- ± -	0.0824	-	-
Alachlor	µg/l	0.72 ± 0.0559	- ± -	0.0864	-	-
Alachlor-t-acid (Alachlor-OA)	µg/l	0.744 ± 0.0777	- ± -	0.112	-	-
Alachlor-t-sulfonic acid (Alachlor-ESA)	µg/l	0.39 ± 0.0361	- ± -	0.0507	-	-
AMPA	µg/l	0.298 ± 0.0135	- ± -	0.0388	-	-
Bentazone	µg/l	0.483 ± 0.0234	0.718 ± 0.2	0.0724	149	0.59
Chlorothalonil Metabolite R611965 (3-carbamyl-2,4,5-trichlorobenzoic acid)	µg/l	0.305 ± 0.0342	- ± -	0.0457	-	-
Chlorothalonil sulfonic acid (Chlorothalonil-ESA)	µg/l	0.333 ± 0.0423	- ± -	0.0567	-	-
Dicamba	µg/l	0.235 ± 0.00669	- ± -	0.0469	-	-
Dichlorprop	µg/l	0.36 ± 0.0208	0.433 ± 0.08	0.0432	120	0.45
Dimethachlor Metabolite - CGA 369873	µg/l	0.369 ± 0.0435	- ± -	0.0776	-	-
Glufosinate	µg/l	- ± -	- ± -	-	-	-
Glyphosate	µg/l	0.739 ± 0.0169	- ± -	0.148	-	-
MCPP (Mecoprop)	µg/l	0.138 ± 0.00484	0.233 ± 0.06	0.018	168	0.79
Metazachlor	µg/l	0.439 ± 0.0168	- ± -	0.0527	-	-
Metazachlor ethane sulfonic acid (Metazachlor-ESA)	µg/l	0.291 ± 0.0291	- ± -	0.0553	-	-

Parameter	Unit	Assigned value ± U (k=2)	Result ± U	Criterion Recovery [%]	En-Score
Metazachlor oxanilic acid (Metazachlor-OA)	µg/l	0.232 ± 0.039	- ± -	0.0486	-
Metolachlor	µg/l	0.814 ± 0.0297	- ± -	0.122	-
s-Metolachlor ethanesulfonic acid (Metolachlor-ESA)	µg/l	0.196 ± 0.0331	- ± -	0.0391	-
s-Metolachlor oxanilic acid (Metolachlor-OA)	µg/l	0.642 ± 0.131	- ± -	0.0898	-
Chlorothalonil-4-hydroxy	µg/l	- ± -	- ± -	-	-
Chlorothalonil Metabolite R471811	µg/l	0.739 ± 0.0459	- ± -	0.065	-
Chlorothalonil Metabolite R611968	µg/l	- ± -	- ± -	-	-
Chlorothalonil Metabolite SYN507900	µg/l	- ± -	- ± -	-	-
Chlorothalonil Metabolite SYN548580	µg/l	- ± -	- ± -	-	-
Chlorothalonil Metabolite SYN548581	µg/l	- ± -	- ± -	-	-



Sample: H113A

Parameter	Unit	Assigned value ± U (k=2)	Result ± U	Criterion	Recovery [%]	z-Score
2,4,5-Trichlorophenoxyacetic acid	µg/l	0.579 ± 0.0539	- ± -	0.104	-	-
2,4-D (2,4-Dichlorophenoxyacetic acid)	µg/l	0.221 ± 0.0163	0.198 ± 0.036	0.031	89.5	-0.75
Alachlor	µg/l	0.379 ± 0.0178	0.362 ± 0.065	0.0455	95.4	-0.38
Alachlor-t-acid (Alachlor-OA)	µg/l	0.155 ± 0.0123	0.148 ± 0.027	0.0232	95.7	-0.29
Alachlor-t-sulfonic acid (Alachlor-ESA)	µg/l	0.406 ± 0.0301	0.373 ± 0.067	0.0528	91.8	-0.63
AMPA	µg/l	0.303 ± 0.0248	0.327 ± 0.059	0.0394	108	0.61
Bentazone	µg/l	0.463 ± 0.0225	0.398 ± 0.072	0.0695	85.9	-0.94
Chlorothalonil Metabolite R611965 (3-carbamyl-2,4,5-trichlorobenzoic acid)	µg/l	0.291 ± 0.0382	0.291 ± 0.052	0.0495	100	0.00
Chlorothalonil sulfonic acid (Chlorothalonil-ESA)	µg/l	0.678 ± 0.136	0.652 ± 0.117	0.183	96.2	-0.14
Dicamba	µg/l	0.635 ± 0.0644	- ± -	0.127	-	-
Dichlorprop	µg/l	0.741 ± 0.041	0.675 ± 0.121	0.0889	91.1	-0.74
Dimethachlor Metabolite - CGA 369873	µg/l	- ± -	- ± -	-	-	-
Glufosinate	µg/l	0.189 ± 0.0174	0.218 ± 0.039	0.0643	115	0.45
Glyphosate	µg/l	- ± -	<0.02 (LOQ) ± -	-	-	-
MCPP (Mecoprop)	µg/l	0.146 ± 0.00838	0.132 ± 0.024	0.019	90.1	-0.76
Metazachlor	µg/l	0.199 ± 0.0091	0.217 ± 0.039	0.0239	109	0.73
Metazachlor ethane sulfonic acid (Metazachlor-ESA)	µg/l	0.132 ± 0.011	0.127 ± 0.023	0.025	96.4	-0.19
Metazachlor oxanilic acid (Metazachlor-OA)	µg/l	0.49 ± 0.0451	0.485 ± 0.087	0.103	98.9	-0.05
Metolachlor	µg/l	0.283 ± 0.0196	0.264 ± 0.047	0.0424	93.3	-0.45
s-Metolachlor ethanesulfonic acid (Metolachlor-ESA)	µg/l	0.694 ± 0.134	0.794 ± 0.143	0.139	114	0.72
s-Metolachlor oxanilic acid (Metolachlor-OA)	µg/l	0.276 ± 0.0326	0.248 ± 0.045	0.0386	90	-0.71
Chlorothalonil-4-hydroxy	µg/l	- ± -	- ± -	-	-	-
Chlorothalonil Metabolite R471811	µg/l	0.135 ± 0.0209	0.158 ± 0.029	0.0311	117	0.73

Summary of results Pesticides H113

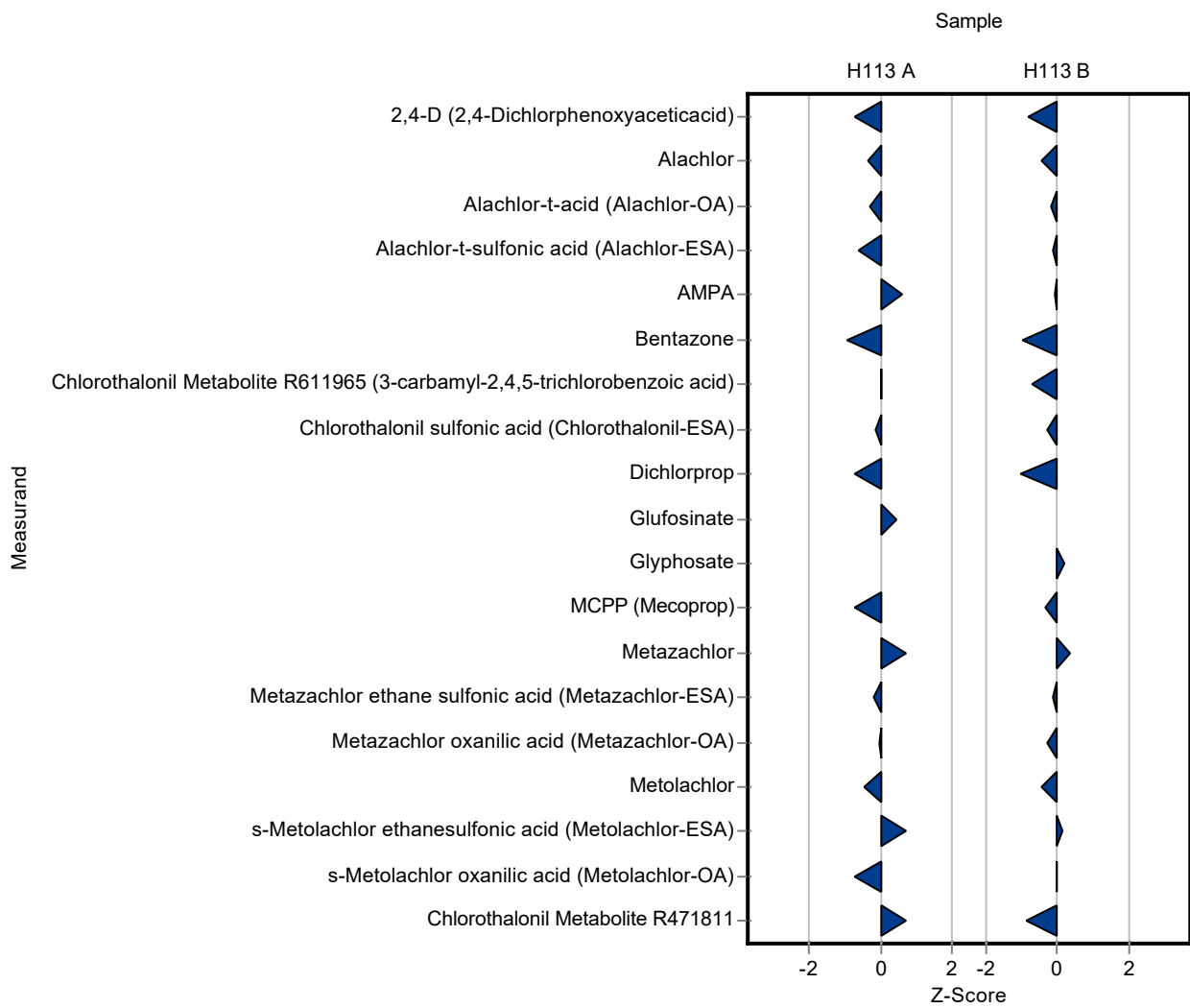
Labcode: LC0015

Parameter	Unit	Assigned value ± U (k=2)	Result ± U	Criterion	Recovery [%]	z-Score
Chlorothalonil Metabolite R611968	µg/l	- ± -	0.623 ± 0.112	-	-	-
Chlorothalonil Metabolite SYN507900	µg/l	- ± -	0.095 ± 0.017	-	-	-
Chlorothalonil Metabolite SYN548580	µg/l	- ± -	0.318 ± 0.057	-	-	-
Chlorothalonil Metabolite SYN548581	µg/l	- ± -	0.313 ± 0.056	-	-	-

Sample: H113B

Parameter	Unit	Assigned value ± U (k=2)	Result ± U	Criterion	Recovery [%]	z-Score
2,4,5-Trichlorophenoxyacetic acid	µg/l	0.922 ± 0.0983	- ± -	0.166	-	-
2,4-D (2,4-Dichlorphenoxyaceticacid)	µg/l	0.589 ± 0.0333	0.519 ± 0.093	0.0824	88.2	-0.85
Alachlor	µg/l	0.72 ± 0.0559	0.679 ± 0.122	0.0864	94.3	-0.47
Alachlor-t-acid (Alachlor-OA)	µg/l	0.744 ± 0.0777	0.723 ± 0.13	0.112	97.1	-0.19
Alachlor-t-sulfonic acid (Alachlor-ESA)	µg/l	0.39 ± 0.0361	0.383 ± 0.069	0.0507	98.3	-0.13
AMPA	µg/l	0.298 ± 0.0135	0.296 ± 0.053	0.0388	99.2	-0.06
Bentazone	µg/l	0.483 ± 0.0234	0.41 ± 0.074	0.0724	84.9	-1.01
Chlorothalonil Metabolite R611965 (3-carbamyl-2,4,5-trichlorobenzoic acid)	µg/l	0.305 ± 0.0342	0.272 ± 0.049	0.0457	89.2	-0.72
Chlorothalonil sulfonic acid (Chlorothalonil-ESA)	µg/l	0.333 ± 0.0423	0.317 ± 0.057	0.0567	95.1	-0.29
Dicamba	µg/l	0.235 ± 0.00669	- ± -	0.0469	-	-
Dichlorprop	µg/l	0.36 ± 0.0208	0.315 ± 0.057	0.0432	87.5	-1.04
Dimethachlor Metabolite - CGA 369873	µg/l	0.369 ± 0.0435	- ± -	0.0776	-	-
Glufosinate	µg/l	- ± -	0.348 ± 0.063	-	-	-
Glyphosate	µg/l	0.739 ± 0.0169	0.767 ± 0.138	0.148	104	0.19
MCPP (Mecoprop)	µg/l	0.138 ± 0.00484	0.132 ± 0.024	0.018	95.4	-0.35
Metazachlor	µg/l	0.439 ± 0.0168	0.457 ± 0.082	0.0527	104	0.34
Metazachlor ethane sulfonic acid (Metazachlor-ESA)	µg/l	0.291 ± 0.0291	0.284 ± 0.051	0.0553	97.5	-0.13
Metazachlor oxanilic acid	µg/l	0.232 ± 0.039	0.217 ± 0.039	0.0486	93.7	-0.30

Parameter	Unit	Assigned value ± U (k=2)	Result ± U	Criterion	Recovery [%]	z-Score
(Metazachlor-OA)						
Metolachlor	µg/l	0.814 ± 0.0297	0.757 ± 0.136	0.122	93	-0.47
s-Metolachlor ethanesulfonic acid (Metolachlor-ESA)	µg/l	0.196 ± 0.0331	0.202 ± 0.036	0.0391	103	0.16
s-Metolachlor oxanilic acid (Metolachlor-OA)	µg/l	0.642 ± 0.131	0.64 ± 0.115	0.0898	99.7	-0.02
Chlorothalonil-4-hydroxy	µg/l	- ± -	- ± -	-	-	-
Chlorothalonil Metabolite R471811	µg/l	0.739 ± 0.0459	0.683 ± 0.123	0.065	92.4	-0.86
Chlorothalonil Metabolite R611968	µg/l	- ± -	0.267 ± 0.048	-	-	-
Chlorothalonil Metabolite SYN507900	µg/l	- ± -	0.166 ± 0.03	-	-	-
Chlorothalonil Metabolite SYN548580	µg/l	- ± -	0.328 ± 0.059	-	-	-
Chlorothalonil Metabolite SYN548581	µg/l	- ± -	0.187 ± 0.034	-	-	-



Sample: H113A

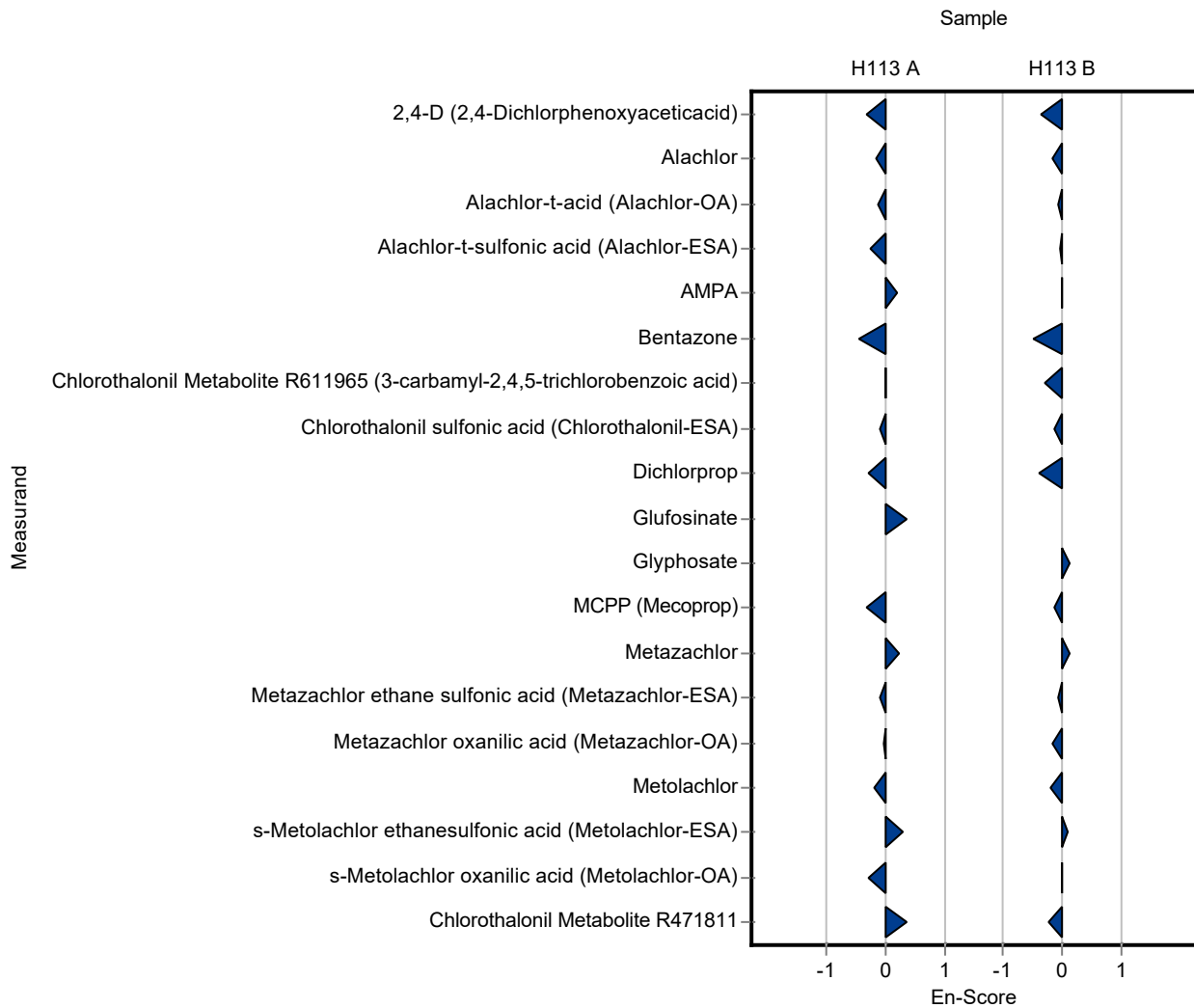
Parameter	Unit	Assigned value ± U (k=2)	Result ± U	Criterion	Recovery [%]	En-Score
2,4,5-Trichlorophenoxyacetic acid	µg/l	0.579 ± 0.0539	- ± -	0.104	-	-
2,4-D (2,4-Dichlorphenoxyaceticacid)	µg/l	0.221 ± 0.0163	0.198 ± 0.036	0.031	89.5	-0.31
Alachlor	µg/l	0.379 ± 0.0178	0.362 ± 0.065	0.0455	95.4	-0.13
Alachlor-t-acid (Alachlor-OA)	µg/l	0.155 ± 0.0123	0.148 ± 0.027	0.0232	95.7	-0.12
Alachlor-t-sulfonic acid (Alachlor-ESA)	µg/l	0.406 ± 0.0301	0.373 ± 0.067	0.0528	91.8	-0.24
AMPA	µg/l	0.303 ± 0.0248	0.327 ± 0.059	0.0394	108	0.20
Bentazone	µg/l	0.463 ± 0.0225	0.398 ± 0.072	0.0695	85.9	-0.45
Chlorothalonil Metabolite R611965 (3-carbamyl-2,4,5-trichlorobenzoic acid)	µg/l	0.291 ± 0.0382	0.291 ± 0.052	0.0495	100	0.00
Chlorothalonil sulfonic acid (Chlorothalonil-ESA)	µg/l	0.678 ± 0.136	0.652 ± 0.117	0.183	96.2	-0.10
Dicamba	µg/l	0.635 ± 0.0644	- ± -	0.127	-	-
Dichlorprop	µg/l	0.741 ± 0.041	0.675 ± 0.121	0.0889	91.1	-0.27
Dimethachlor Metabolite - CGA 369873	µg/l	- ± -	- ± -	-	-	-
Glufosinate	µg/l	0.189 ± 0.0174	0.218 ± 0.039	0.0643	115	0.36
Glyphosate	µg/l	- ± -	<0.02 (LOQ) ± -	-	-	-
MCPP (Mecoprop)	µg/l	0.146 ± 0.00838	0.132 ± 0.024	0.019	90.1	-0.30
Metazachlor	µg/l	0.199 ± 0.0091	0.217 ± 0.039	0.0239	109	0.22
Metazachlor ethane sulfonic acid (Metazachlor-ESA)	µg/l	0.132 ± 0.011	0.127 ± 0.023	0.025	96.4	-0.10
Metazachlor oxanilic acid (Metazachlor-OA)	µg/l	0.49 ± 0.0451	0.485 ± 0.087	0.103	98.9	-0.03
Metolachlor	µg/l	0.283 ± 0.0196	0.264 ± 0.047	0.0424	93.3	-0.20
s-Metolachlor ethanesulfonic acid (Metolachlor-ESA)	µg/l	0.694 ± 0.134	0.794 ± 0.143	0.139	114	0.32
s-Metolachlor oxanilic acid (Metolachlor-OA)	µg/l	0.276 ± 0.0326	0.248 ± 0.045	0.0386	90	-0.29
Chlorothalonil-4-hydroxy	µg/l	- ± -	- ± -	-	-	-
Chlorothalonil Metabolite R471811	µg/l	0.135 ± 0.0209	0.158 ± 0.029	0.0311	117	0.37

Parameter	Unit	Assigned value ± U (k=2)	Result ± U	Criterion	Recovery [%]	En-Score
Chlorothalonil Metabolite R611968	µg/l	- ± -	0.623 ± 0.112	-	-	-
Chlorothalonil Metabolite SYN507900	µg/l	- ± -	0.095 ± 0.017	-	-	-
Chlorothalonil Metabolite SYN548580	µg/l	- ± -	0.318 ± 0.057	-	-	-
Chlorothalonil Metabolite SYN548581	µg/l	- ± -	0.313 ± 0.056	-	-	-

Sample: H113B

Parameter	Unit	Assigned value ± U (k=2)	Result ± U	Criterion	Recovery [%]	En-Score
2,4,5-Trichlorophenoxyacetic acid	µg/l	0.922 ± 0.0983	- ± -	0.166	-	-
2,4-D (2,4-Dichlorphenoxyaceticacid)	µg/l	0.589 ± 0.0333	0.519 ± 0.093	0.0824	88.2	-0.37
Alachlor	µg/l	0.72 ± 0.0559	0.679 ± 0.122	0.0864	94.3	-0.16
Alachlor-t-acid (Alachlor-OA)	µg/l	0.744 ± 0.0777	0.723 ± 0.13	0.112	97.1	-0.08
Alachlor-t-sulfonic acid (Alachlor-ESA)	µg/l	0.39 ± 0.0361	0.383 ± 0.069	0.0507	98.3	-0.05
AMPA	µg/l	0.298 ± 0.0135	0.296 ± 0.053	0.0388	99.2	-0.02
Bentazone	µg/l	0.483 ± 0.0234	0.41 ± 0.074	0.0724	84.9	-0.49
Chlorothalonil Metabolite R611965 (3-carbamyl-2,4,5-trichlorobenzoic acid)	µg/l	0.305 ± 0.0342	0.272 ± 0.049	0.0457	89.2	-0.32
Chlorothalonil sulfonic acid (Chlorothalonil-ESA)	µg/l	0.333 ± 0.0423	0.317 ± 0.057	0.0567	95.1	-0.14
Dicamba	µg/l	0.235 ± 0.00669	- ± -	0.0469	-	-
Dichlorprop	µg/l	0.36 ± 0.0208	0.315 ± 0.057	0.0432	87.5	-0.39
Dimethachlor Metabolite - CGA 369873	µg/l	0.369 ± 0.0435	- ± -	0.0776	-	-
Glufosinate	µg/l	- ± -	0.348 ± 0.063	-	-	-
Glyphosate	µg/l	0.739 ± 0.0169	0.767 ± 0.138	0.148	104	0.10
MCPP (Mecoprop)	µg/l	0.138 ± 0.00484	0.132 ± 0.024	0.018	95.4	-0.13
Metazachlor	µg/l	0.439 ± 0.0168	0.457 ± 0.082	0.0527	104	0.11
Metazachlor ethane sulfonic acid (Metazachlor-ESA)	µg/l	0.291 ± 0.0291	0.284 ± 0.051	0.0553	97.5	-0.07

Parameter	Unit	Assigned value ± U (k=2)	Result ± U	Criterion	Recovery [%]	En-Score
Metazachlor oxanilic acid (Metazachlor-OA)	µg/l	0.232 ± 0.039	0.217 ± 0.039	0.0486	93.7	-0.17
Metolachlor	µg/l	0.814 ± 0.0297	0.757 ± 0.136	0.122	93	-0.21
s-Metolachlor ethanesulfonic acid (Metolachlor-ESA)	µg/l	0.196 ± 0.0331	0.202 ± 0.036	0.0391	103	0.08
s-Metolachlor oxanilic acid (Metolachlor-OA)	µg/l	0.642 ± 0.131	0.64 ± 0.115	0.0898	99.7	-0.01
Chlorothalonil-4-hydroxy	µg/l	- ± -	- ± -	-	-	-
Chlorothalonil Metabolite R471811	µg/l	0.739 ± 0.0459	0.683 ± 0.123	0.065	92.4	-0.22
Chlorothalonil Metabolite R611968	µg/l	- ± -	0.267 ± 0.048	-	-	-
Chlorothalonil Metabolite SYN507900	µg/l	- ± -	0.166 ± 0.03	-	-	-
Chlorothalonil Metabolite SYN548580	µg/l	- ± -	0.328 ± 0.059	-	-	-
Chlorothalonil Metabolite SYN548581	µg/l	- ± -	0.187 ± 0.034	-	-	-



Sample: H113A

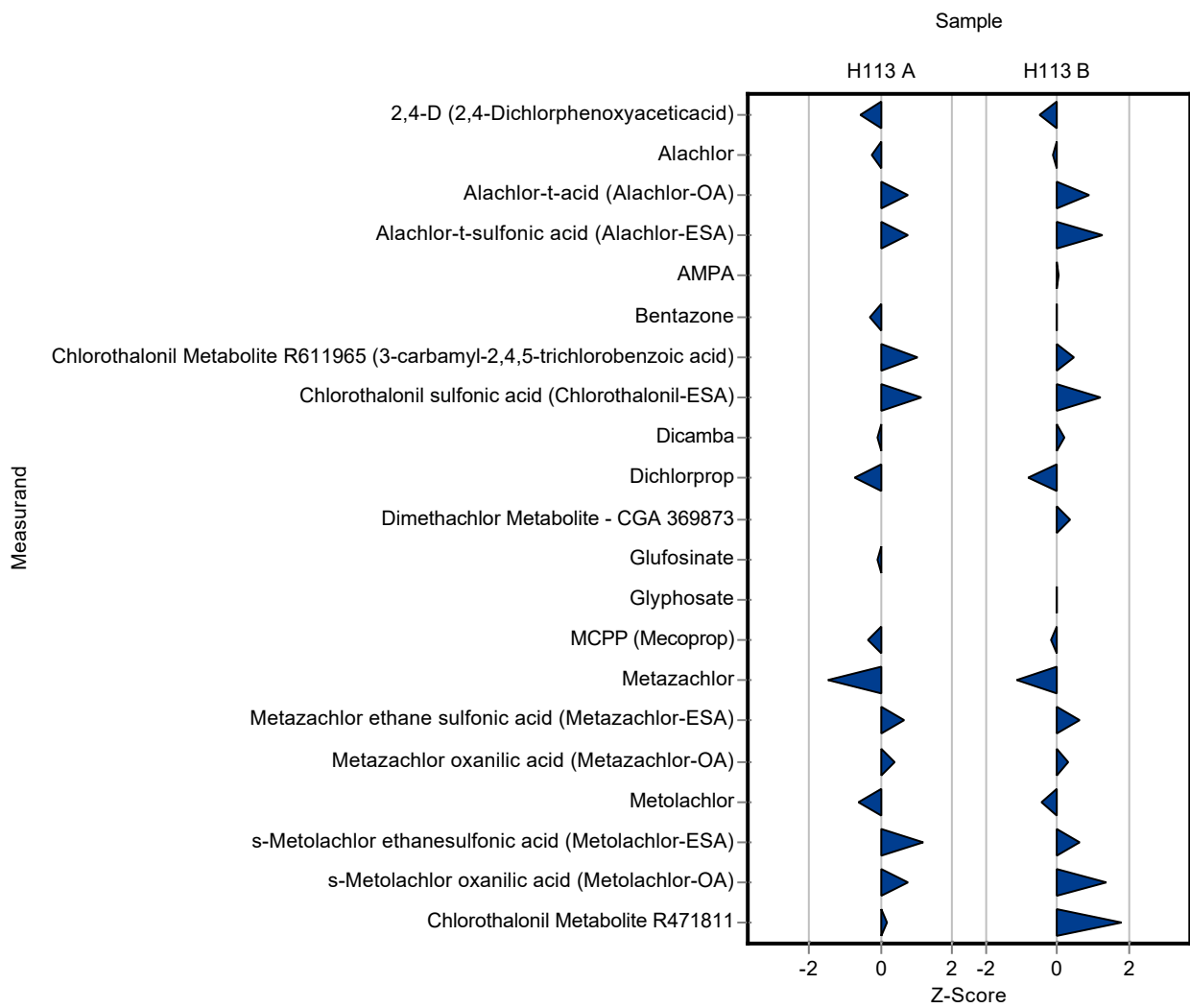
Parameter	Unit	Assigned value ± U (k=2)	Result ± U	Criterion	Recovery [%]	z-Score
2,4,5-Trichlorophenoxyacetic acid	µg/l	0.579 ± 0.0539	- ± -	0.104	-	-
2,4-D (2,4-Dichlorphenoxyaceticacid)	µg/l	0.221 ± 0.0163	0.203 ± 0.066	0.031	91.8	-0.59
Alachlor	µg/l	0.379 ± 0.0178	0.368 ± 0.114	0.0455	97	-0.25
Alachlor-t-acid (Alachlor-OA)	µg/l	0.155 ± 0.0123	0.173 ± 0.033	0.0232	112	0.79
Alachlor-t-sulfonic acid (Alachlor-ESA)	µg/l	0.406 ± 0.0301	0.446 ± 0.116	0.0528	110	0.75
AMPA	µg/l	0.303 ± 0.0248	<0.03 (LOQ) ± -	0.0394	-	-
Bentazone	µg/l	0.463 ± 0.0225	0.441 ± 0.063	0.0695	95.2	-0.32
Chlorothalonil Metabolite R611965 (3-carbamyl-2,4,5-trichlorobenzoic acid)	µg/l	0.291 ± 0.0382	0.343 ± 0.102	0.0495	118	1.05
Chlorothalonil sulfonic acid (Chlorothalonil-ESA)	µg/l	0.678 ± 0.136	0.888 ± 0.16	0.183	131	1.15
Dicamba	µg/l	0.635 ± 0.0644	0.622 ± 0.209	0.127	98	-0.10
Dichlorprop	µg/l	0.741 ± 0.041	0.677 ± 0.114	0.0889	91.4	-0.72
Dimethachlor Metabolite - CGA 369873	µg/l	- ± -	0.834 ± 0.304	-	-	-
Glufosinate	µg/l	0.189 ± 0.0174	0.184 ± 0.046	0.0643	97.3	-0.08
Glyphosate	µg/l	- ± -	<0.03 (LOQ) ± -	-	-	-
MCPP (Mecoprop)	µg/l	0.146 ± 0.00838	0.14 ± 0.023	0.019	95.6	-0.34
Metazachlor	µg/l	0.199 ± 0.0091	0.164 ± 0.026	0.0239	82.2	-1.48
Metazachlor ethane sulfonic acid (Metazachlor-ESA)	µg/l	0.132 ± 0.011	0.149 ± 0.035	0.025	113	0.69
Metazachlor oxanilic acid (Metazachlor-OA)	µg/l	0.49 ± 0.0451	0.531 ± 0.145	0.103	108	0.40
Metolachlor	µg/l	0.283 ± 0.0196	0.257 ± 0.042	0.0424	90.8	-0.61
s-Metolachlor ethanesulfonic acid (Metolachlor-ESA)	µg/l	0.694 ± 0.134	0.859 ± 0.258	0.139	124	1.19
s-Metolachlor oxanilic acid (Metolachlor-OA)	µg/l	0.276 ± 0.0326	0.306 ± 0.065	0.0386	111	0.79
Chlorothalonil-4-hydroxy	µg/l	- ± -	0.238 ± 0.033	-	-	-
Chlorothalonil Metabolite R471811	µg/l	0.135 ± 0.0209	0.141 ± 0.033	0.0311	104	0.19

Parameter	Unit	Assigned value ± U (k=2)	Result ± U	Criterion	Recovery [%]	z-Score
Chlorothalonil Metabolite R611968	µg/l	- ± -	- ± -	-	-	-
Chlorothalonil Metabolite SYN507900	µg/l	- ± -	- ± -	-	-	-
Chlorothalonil Metabolite SYN548580	µg/l	- ± -	- ± -	-	-	-
Chlorothalonil Metabolite SYN548581	µg/l	- ± -	- ± -	-	-	-

Sample: H113B

Parameter	Unit	Assigned value ± U (k=2)	Result ± U	Criterion	Recovery [%]	z-Score
2,4,5-Trichlorophenoxyacetic acid	µg/l	0.922 ± 0.0983	- ± -	0.166	-	-
2,4-D (2,4-Dichlorphenoxyaceticacid)	µg/l	0.589 ± 0.0333	0.546 ± 0.179	0.0824	92.8	-0.52
Alachlor	µg/l	0.72 ± 0.0559	0.711 ± 0.219	0.0864	98.8	-0.10
Alachlor-t-acid (Alachlor-OA)	µg/l	0.744 ± 0.0777	0.843 ± 0.159	0.112	113	0.88
Alachlor-t-sulfonic acid (Alachlor-ESA)	µg/l	0.39 ± 0.0361	0.454 ± 0.118	0.0507	116	1.27
AMPA	µg/l	0.298 ± 0.0135	0.299 ± 0.075	0.0388	100	0.01
Bentazone	µg/l	0.483 ± 0.0234	0.48 ± 0.069	0.0724	99.4	-0.04
Chlorothalonil Metabolite R611965 (3-carbamyl-2,4,5-trichlorobenzoic acid)	µg/l	0.305 ± 0.0342	0.326 ± 0.097	0.0457	107	0.46
Chlorothalonil sulfonic acid (Chlorothalonil-ESA)	µg/l	0.333 ± 0.0423	0.401 ± 0.072	0.0567	120	1.19
Dicamba	µg/l	0.235 ± 0.00669	0.244 ± 0.082	0.0469	104	0.20
Dichlorprop	µg/l	0.36 ± 0.0208	0.323 ± 0.055	0.0432	89.7	-0.85
Dimethachlor Metabolite - CGA 369873	µg/l	0.369 ± 0.0435	0.397 ± 0.145	0.0776	107	0.36
Glufosinate	µg/l	- ± -	0.182 ± 0.046	-	-	-
Glyphosate	µg/l	0.739 ± 0.0169	0.738 ± 0.185	0.148	99.9	-0.01
MCPP (Mecoprop)	µg/l	0.138 ± 0.00484	0.135 ± 0.022	0.018	97.6	-0.19
Metazachlor	µg/l	0.439 ± 0.0168	0.378 ± 0.061	0.0527	86.1	-1.16
Metazachlor ethane sulfonic acid (Metazachlor-ESA)	µg/l	0.291 ± 0.0291	0.326 ± 0.076	0.0553	112	0.63
Metazachlor oxanilic acid	µg/l	0.232 ± 0.039	0.245 ± 0.067	0.0486	106	0.28

Parameter	Unit	Assigned value ± U (k=2)	Result ± U	Criterion	Recovery [%]	z-Score
(Metazachlor-OA)						
Metolachlor	µg/l	0.814 ± 0.0297	0.758 ± 0.124	0.122	93.1	-0.46
s-Metolachlor ethanesulfonic acid (Metolachlor-ESA)	µg/l	0.196 ± 0.0331	0.219 ± 0.066	0.0391	112	0.60
s-Metolachlor oxanilic acid (Metolachlor-OA)	µg/l	0.642 ± 0.131	0.768 ± 0.162	0.0898	120	1.41
Chlorothalonil-4-hydroxy	µg/l	- ± -	0.58 ± 0.08	-	-	-
Chlorothalonil Metabolite R471811	µg/l	0.739 ± 0.0459	0.857 ± 0.198	0.065	116	1.82
Chlorothalonil Metabolite R611968	µg/l	- ± -	- ± -	-	-	-
Chlorothalonil Metabolite SYN507900	µg/l	- ± -	- ± -	-	-	-
Chlorothalonil Metabolite SYN548580	µg/l	- ± -	- ± -	-	-	-
Chlorothalonil Metabolite SYN548581	µg/l	- ± -	- ± -	-	-	-



Sample: H113A

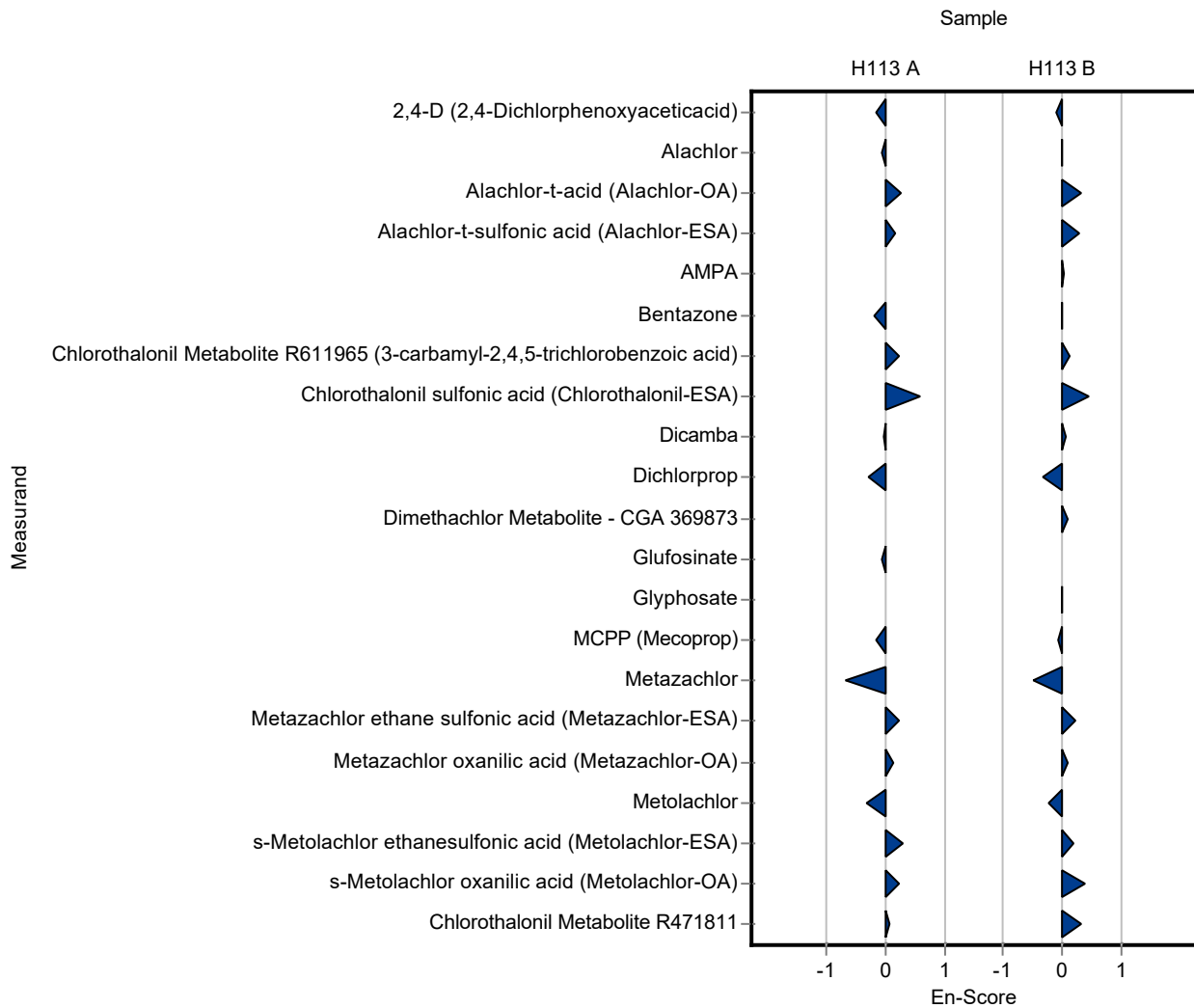
Parameter	Unit	Assigned value ± U (k=2)	Result ± U	Criterion	Recovery [%]	En-Score
2,4,5-Trichlorophenoxyacetic acid	µg/l	0.579 ± 0.0539	- ± -	0.104	-	-
2,4-D (2,4-Dichlorphenoxyaceticacid)	µg/l	0.221 ± 0.0163	0.203 ± 0.066	0.031	91.8	-0.14
Alachlor	µg/l	0.379 ± 0.0178	0.368 ± 0.114	0.0455	97	-0.05
Alachlor-t-acid (Alachlor-OA)	µg/l	0.155 ± 0.0123	0.173 ± 0.033	0.0232	112	0.27
Alachlor-t-sulfonic acid (Alachlor-ESA)	µg/l	0.406 ± 0.0301	0.446 ± 0.116	0.0528	110	0.17
AMPA	µg/l	0.303 ± 0.0248	<0.03 (LOQ) ± -	0.0394	-	-
Bentazone	µg/l	0.463 ± 0.0225	0.441 ± 0.063	0.0695	95.2	-0.17
Chlorothalonil Metabolite R611965 (3-carbamyl-2,4,5-trichlorobenzoic acid)	µg/l	0.291 ± 0.0382	0.343 ± 0.102	0.0495	118	0.25
Chlorothalonil sulfonic acid (Chlorothalonil-ESA)	µg/l	0.678 ± 0.136	0.888 ± 0.16	0.183	131	0.60
Dicamba	µg/l	0.635 ± 0.0644	0.622 ± 0.209	0.127	98	-0.03
Dichlorprop	µg/l	0.741 ± 0.041	0.677 ± 0.114	0.0889	91.4	-0.28
Dimethachlor Metabolite - CGA 369873	µg/l	- ± -	0.834 ± 0.304	-	-	-
Glufosinate	µg/l	0.189 ± 0.0174	0.184 ± 0.046	0.0643	97.3	-0.05
Glyphosate	µg/l	- ± -	<0.03 (LOQ) ± -	-	-	-
MCPP (Mecoprop)	µg/l	0.146 ± 0.00838	0.14 ± 0.023	0.019	95.6	-0.14
Metazachlor	µg/l	0.199 ± 0.0091	0.164 ± 0.026	0.0239	82.2	-0.67
Metazachlor ethane sulfonic acid (Metazachlor-ESA)	µg/l	0.132 ± 0.011	0.149 ± 0.035	0.025	113	0.24
Metazachlor oxanilic acid (Metazachlor-OA)	µg/l	0.49 ± 0.0451	0.531 ± 0.145	0.103	108	0.14
Metolachlor	µg/l	0.283 ± 0.0196	0.257 ± 0.042	0.0424	90.8	-0.30
s-Metolachlor ethanesulfonic acid (Metolachlor-ESA)	µg/l	0.694 ± 0.134	0.859 ± 0.258	0.139	124	0.31
s-Metolachlor oxanilic acid (Metolachlor-OA)	µg/l	0.276 ± 0.0326	0.306 ± 0.065	0.0386	111	0.23
Chlorothalonil-4-hydroxy	µg/l	- ± -	0.238 ± 0.033	-	-	-
Chlorothalonil Metabolite R471811	µg/l	0.135 ± 0.0209	0.141 ± 0.033	0.0311	104	0.08

Parameter	Unit	Assigned value ± U (k=2)	Result ± U	Criterion	Recovery [%]	En-Score
Chlorothalonil Metabolite R611968	µg/l	- ± -	- ± -	-	-	-
Chlorothalonil Metabolite SYN507900	µg/l	- ± -	- ± -	-	-	-
Chlorothalonil Metabolite SYN548580	µg/l	- ± -	- ± -	-	-	-
Chlorothalonil Metabolite SYN548581	µg/l	- ± -	- ± -	-	-	-

Sample: H113B

Parameter	Unit	Assigned value ± U (k=2)	Result ± U	Criterion	Recovery [%]	En-Score
2,4,5-Trichlorophenoxyacetic acid	µg/l	0.922 ± 0.0983	- ± -	0.166	-	-
2,4-D (2,4-Dichlorphenoxyaceticacid)	µg/l	0.589 ± 0.0333	0.546 ± 0.179	0.0824	92.8	-0.12
Alachlor	µg/l	0.72 ± 0.0559	0.711 ± 0.219	0.0864	98.8	-0.02
Alachlor-t-acid (Alachlor-OA)	µg/l	0.744 ± 0.0777	0.843 ± 0.159	0.112	113	0.30
Alachlor-t-sulfonic acid (Alachlor-ESA)	µg/l	0.39 ± 0.0361	0.454 ± 0.118	0.0507	116	0.27
AMPA	µg/l	0.298 ± 0.0135	0.299 ± 0.075	0.0388	100	0.00
Bentazone	µg/l	0.483 ± 0.0234	0.48 ± 0.069	0.0724	99.4	-0.02
Chlorothalonil Metabolite R611965 (3-carbamyl-2,4,5-trichlorobenzoic acid)	µg/l	0.305 ± 0.0342	0.326 ± 0.097	0.0457	107	0.11
Chlorothalonil sulfonic acid (Chlorothalonil-ESA)	µg/l	0.333 ± 0.0423	0.401 ± 0.072	0.0567	120	0.45
Dicamba	µg/l	0.235 ± 0.00669	0.244 ± 0.082	0.0469	104	0.06
Dichlorprop	µg/l	0.36 ± 0.0208	0.323 ± 0.055	0.0432	89.7	-0.33
Dimethachlor Metabolite - CGA 369873	µg/l	0.369 ± 0.0435	0.397 ± 0.145	0.0776	107	0.09
Glufosinate	µg/l	- ± -	0.182 ± 0.046	-	-	-
Glyphosate	µg/l	0.739 ± 0.0169	0.738 ± 0.185	0.148	99.9	0.00
MCP (Mecoprop)	µg/l	0.138 ± 0.00484	0.135 ± 0.022	0.018	97.6	-0.08
Metazachlor	µg/l	0.439 ± 0.0168	0.378 ± 0.061	0.0527	86.1	-0.50
Metazachlor ethane sulfonic acid (Metazachlor-ESA)	µg/l	0.291 ± 0.0291	0.326 ± 0.076	0.0553	112	0.22

Parameter	Unit	Assigned value ± U (k=2)	Result ± U	Criterion	Recovery [%]	En-Score
Metazachlor oxanilic acid (Metazachlor-OA)	µg/l	0.232 ± 0.039	0.245 ± 0.067	0.0486	106	0.10
Metolachlor	µg/l	0.814 ± 0.0297	0.758 ± 0.124	0.122	93.1	-0.22
s-Metolachlor ethanesulfonic acid (Metolachlor-ESA)	µg/l	0.196 ± 0.0331	0.219 ± 0.066	0.0391	112	0.17
s-Metolachlor oxanilic acid (Metolachlor-OA)	µg/l	0.642 ± 0.131	0.768 ± 0.162	0.0898	120	0.36
Chlorothalonil-4-hydroxy	µg/l	- ± -	0.58 ± 0.08	-	-	-
Chlorothalonil Metabolite R471811	µg/l	0.739 ± 0.0459	0.857 ± 0.198	0.065	116	0.30
Chlorothalonil Metabolite R611968	µg/l	- ± -	- ± -	-	-	-
Chlorothalonil Metabolite SYN507900	µg/l	- ± -	- ± -	-	-	-
Chlorothalonil Metabolite SYN548580	µg/l	- ± -	- ± -	-	-	-
Chlorothalonil Metabolite SYN548581	µg/l	- ± -	- ± -	-	-	-



Sample: H113A

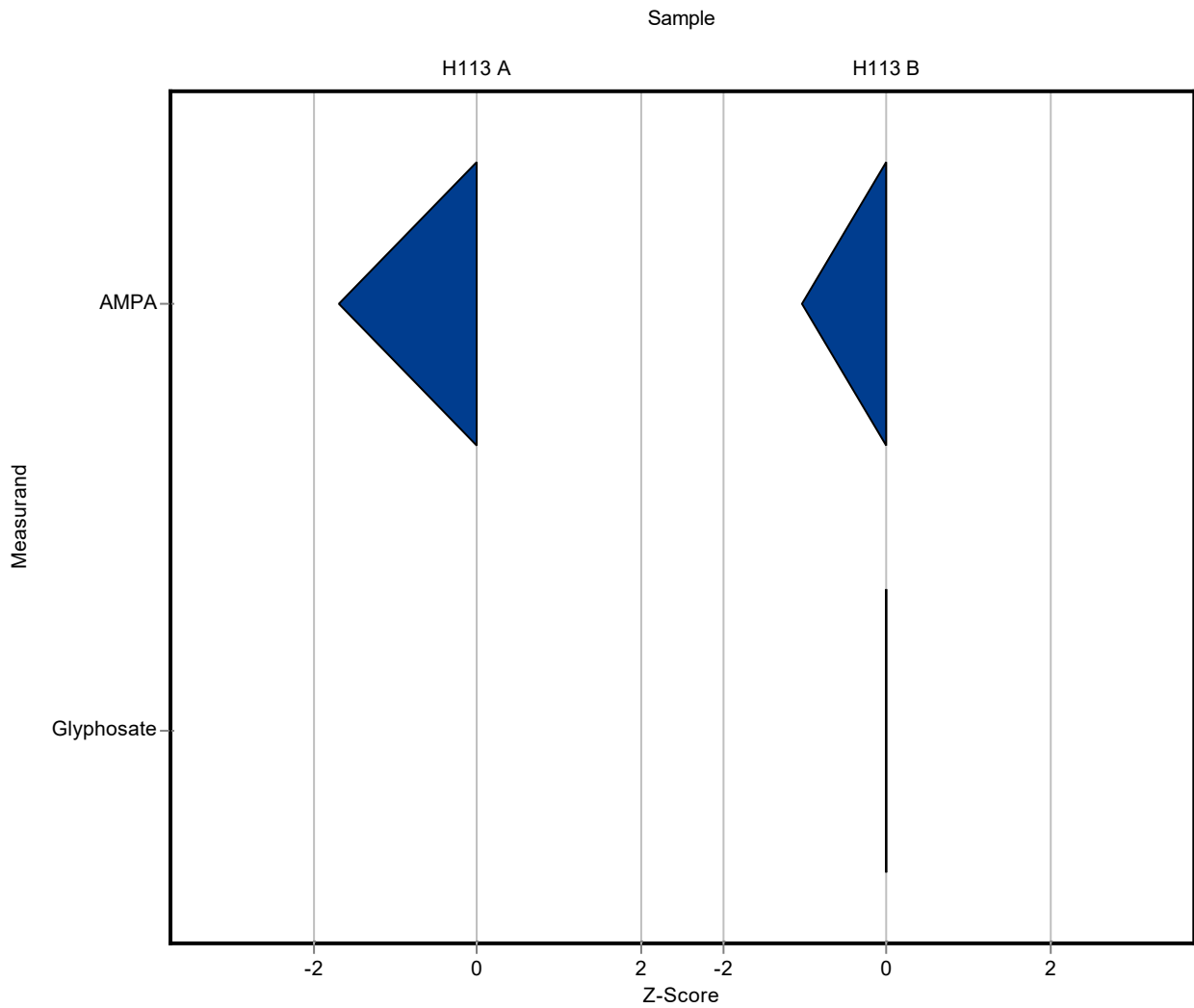
Parameter	Unit	Assigned value ± U (k=2)	Result ± U	Criterion	Recovery [%]	z-Score
2,4,5-Trichlorophenoxyacetic acid	µg/l	0.579 ± 0.0539	- ± -	0.104	-	-
2,4-D (2,4-Dichlorophenoxyacetic acid)	µg/l	0.221 ± 0.0163	- ± -	0.031	-	-
Alachlor	µg/l	0.379 ± 0.0178	- ± -	0.0455	-	-
Alachlor-t-acid (Alachlor-OA)	µg/l	0.155 ± 0.0123	- ± -	0.0232	-	-
Alachlor-t-sulfonic acid (Alachlor-ESA)	µg/l	0.406 ± 0.0301	- ± -	0.0528	-	-
AMPA	µg/l	0.303 ± 0.0248	0.2365 ± 0.0384	0.0394	78.1	-1.69
Bentazone	µg/l	0.463 ± 0.0225	- ± -	0.0695	-	-
Chlorothalonil Metabolite R611965 (3-carbamyl-2,4,5-trichlorobenzoic acid)	µg/l	0.291 ± 0.0382	- ± -	0.0495	-	-
Chlorothalonil sulfonic acid (Chlorothalonil-ESA)	µg/l	0.678 ± 0.136	- ± -	0.183	-	-
Dicamba	µg/l	0.635 ± 0.0644	- ± -	0.127	-	-
Dichlorprop	µg/l	0.741 ± 0.041	- ± -	0.0889	-	-
Dimethachlor Metabolite - CGA 369873	µg/l	- ± -	- ± -	-	-	-
Glufosinate	µg/l	0.189 ± 0.0174	- ± -	0.0643	-	-
Glyphosate	µg/l	- ± -	<0.0333 ± -	-	-	-
MCPP (Mecoprop)	µg/l	0.146 ± 0.00838	- ± -	0.019	-	-
Metazachlor	µg/l	0.199 ± 0.0091	- ± -	0.0239	-	-
Metazachlor ethane sulfonic acid (Metazachlor-ESA)	µg/l	0.132 ± 0.011	- ± -	0.025	-	-
Metazachlor oxanilic acid (Metazachlor-OA)	µg/l	0.49 ± 0.0451	- ± -	0.103	-	-
Metolachlor	µg/l	0.283 ± 0.0196	- ± -	0.0424	-	-
s-Metolachlor ethanesulfonic acid (Metolachlor-ESA)	µg/l	0.694 ± 0.134	- ± -	0.139	-	-
s-Metolachlor oxanilic acid (Metolachlor-OA)	µg/l	0.276 ± 0.0326	- ± -	0.0386	-	-
Chlorothalonil-4-hydroxy	µg/l	- ± -	- ± -	-	-	-
Chlorothalonil Metabolite R471811	µg/l	0.135 ± 0.0209	- ± -	0.0311	-	-

Parameter	Unit	Assigned value ± U (k=2)	Result ± U	Criterion	Recovery [%]	z-Score
Chlorothalonil Metabolite R611968	µg/l	- ± -	- ± -	-	-	-
Chlorothalonil Metabolite SYN507900	µg/l	- ± -	- ± -	-	-	-
Chlorothalonil Metabolite SYN548580	µg/l	- ± -	- ± -	-	-	-
Chlorothalonil Metabolite SYN548581	µg/l	- ± -	- ± -	-	-	-

Sample: H113B

Parameter	Unit	Assigned value ± U (k=2)	Result ± U	Criterion	Recovery [%]	z-Score
2,4,5-Trichlorophenoxyacetic acid	µg/l	0.922 ± 0.0983	- ± -	0.166	-	-
2,4-D (2,4-Dichlorphenoxyaceticacid)	µg/l	0.589 ± 0.0333	- ± -	0.0824	-	-
Alachlor	µg/l	0.72 ± 0.0559	- ± -	0.0864	-	-
Alachlor-t-acid (Alachlor-OA)	µg/l	0.744 ± 0.0777	- ± -	0.112	-	-
Alachlor-t-sulfonic acid (Alachlor-ESA)	µg/l	0.39 ± 0.0361	- ± -	0.0507	-	-
AMPA	µg/l	0.298 ± 0.0135	0.2577 ± 0.0419	0.0388	86.3	-1.05
Bentazone	µg/l	0.483 ± 0.0234	- ± -	0.0724	-	-
Chlorothalonil Metabolite R611965 (3-carbamyl-2,4,5-trichlorobenzoic acid)	µg/l	0.305 ± 0.0342	- ± -	0.0457	-	-
Chlorothalonil sulfonic acid (Chlorothalonil-ESA)	µg/l	0.333 ± 0.0423	- ± -	0.0567	-	-
Dicamba	µg/l	0.235 ± 0.00669	- ± -	0.0469	-	-
Dichlorprop	µg/l	0.36 ± 0.0208	- ± -	0.0432	-	-
Dimethachlor Metabolite - CGA 369873	µg/l	0.369 ± 0.0435	- ± -	0.0776	-	-
Glufosinate	µg/l	- ± -	- ± -	-	-	-
Glyphosate	µg/l	0.739 ± 0.0169	0.7383 ± 0.1501	0.148	99.9	0.00
MCPP (Mecoprop)	µg/l	0.138 ± 0.00484	- ± -	0.018	-	-
Metazachlor	µg/l	0.439 ± 0.0168	- ± -	0.0527	-	-
Metazachlor ethane sulfonic acid (Metazachlor-ESA)	µg/l	0.291 ± 0.0291	- ± -	0.0553	-	-
Metazachlor oxanilic acid	µg/l	0.232 ± 0.039	- ± -	0.0486	-	-

Parameter	Unit	Assigned value ± U (k=2)	Result ± U	Criterion Recovery [%]	z-Score
(Metazachlor-OA)					
Metolachlor	µg/l	0.814 ± 0.0297	- ± -	0.122	-
s-Metolachlor ethanesulfonic acid (Metolachlor-ESA)	µg/l	0.196 ± 0.0331	- ± -	0.0391	-
s-Metolachlor oxanilic acid (Metolachlor-OA)	µg/l	0.642 ± 0.131	- ± -	0.0898	-
Chlorothalonil-4-hydroxy	µg/l	- ± -	- ± -	-	-
Chlorothalonil Metabolite R471811	µg/l	0.739 ± 0.0459	- ± -	0.065	-
Chlorothalonil Metabolite R611968	µg/l	- ± -	- ± -	-	-
Chlorothalonil Metabolite SYN507900	µg/l	- ± -	- ± -	-	-
Chlorothalonil Metabolite SYN548580	µg/l	- ± -	- ± -	-	-
Chlorothalonil Metabolite SYN548581	µg/l	- ± -	- ± -	-	-



Sample: H113A

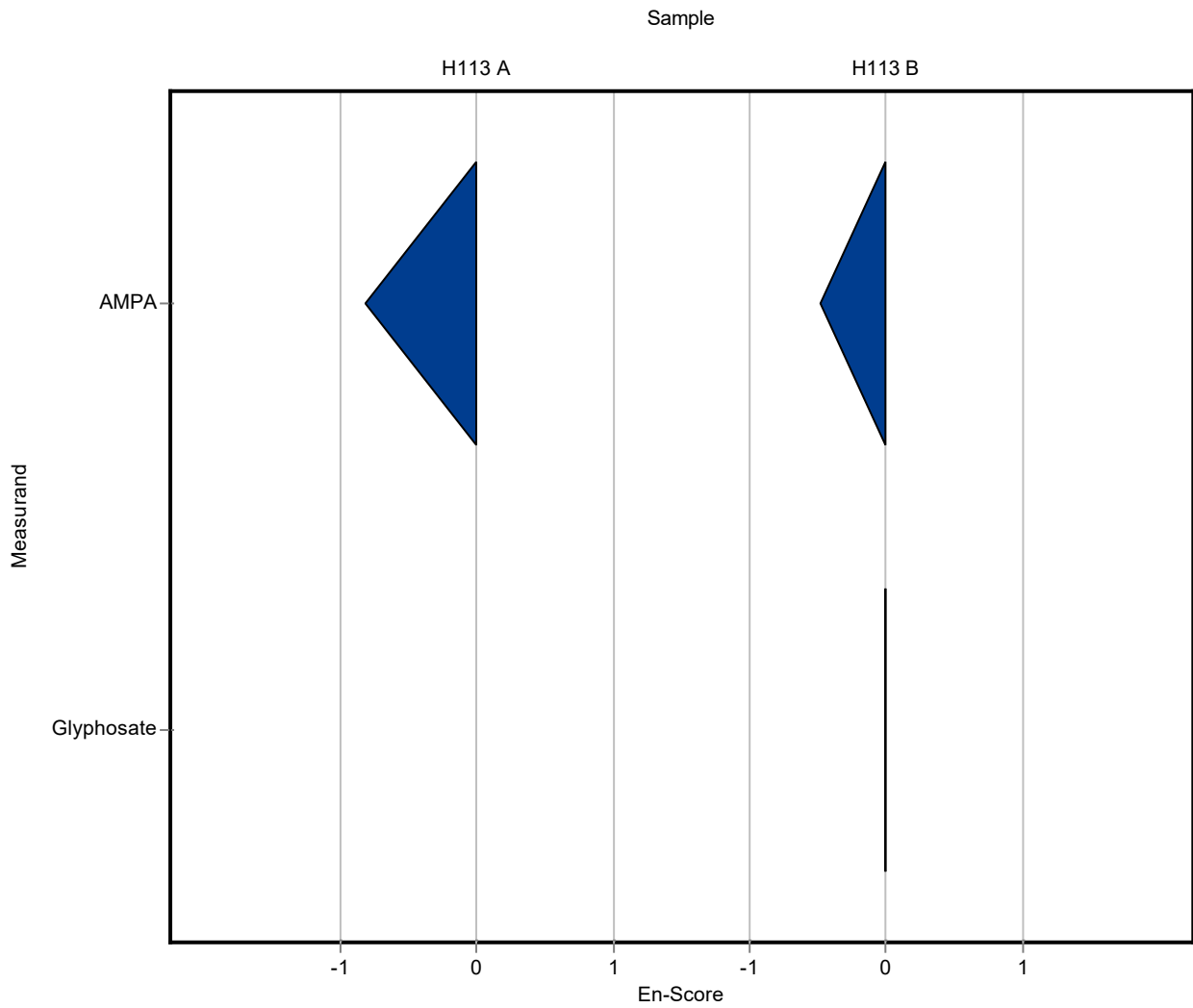
Parameter	Unit	Assigned value ± U (k=2)	Result ± U	Criterion	Recovery [%]	En-Score
2,4,5-Trichlorophenoxyacetic acid	µg/l	0.579 ± 0.0539	- ± -	0.104	-	-
2,4-D (2,4-Dichlorphenoxyaceticacid)	µg/l	0.221 ± 0.0163	- ± -	0.031	-	-
Alachlor	µg/l	0.379 ± 0.0178	- ± -	0.0455	-	-
Alachlor-t-acid (Alachlor-OA)	µg/l	0.155 ± 0.0123	- ± -	0.0232	-	-
Alachlor-t-sulfonic acid (Alachlor-ESA)	µg/l	0.406 ± 0.0301	- ± -	0.0528	-	-
AMPA	µg/l	0.303 ± 0.0248	0.2365 ± 0.0384	0.0394	78.1	-0.82
Bentazone	µg/l	0.463 ± 0.0225	- ± -	0.0695	-	-
Chlorothalonil Metabolite R611965 (3-carbamyl-2,4,5-trichlorobenzoic acid)	µg/l	0.291 ± 0.0382	- ± -	0.0495	-	-
Chlorothalonil sulfonic acid (Chlorothalonil-ESA)	µg/l	0.678 ± 0.136	- ± -	0.183	-	-
Dicamba	µg/l	0.635 ± 0.0644	- ± -	0.127	-	-
Dichlorprop	µg/l	0.741 ± 0.041	- ± -	0.0889	-	-
Dimethachlor Metabolite - CGA 369873	µg/l	- ± -	- ± -	-	-	-
Glufosinate	µg/l	0.189 ± 0.0174	- ± -	0.0643	-	-
Glyphosate	µg/l	- ± -	<0.0333 ± -	-	-	-
MCPP (Mecoprop)	µg/l	0.146 ± 0.00838	- ± -	0.019	-	-
Metazachlor	µg/l	0.199 ± 0.0091	- ± -	0.0239	-	-
Metazachlor ethane sulfonic acid (Metazachlor-ESA)	µg/l	0.132 ± 0.011	- ± -	0.025	-	-
Metazachlor oxanilic acid (Metazachlor-OA)	µg/l	0.49 ± 0.0451	- ± -	0.103	-	-
Metolachlor	µg/l	0.283 ± 0.0196	- ± -	0.0424	-	-
s-Metolachlor ethanesulfonic acid (Metolachlor-ESA)	µg/l	0.694 ± 0.134	- ± -	0.139	-	-
s-Metolachlor oxanilic acid (Metolachlor-OA)	µg/l	0.276 ± 0.0326	- ± -	0.0386	-	-
Chlorothalonil-4-hydroxy	µg/l	- ± -	- ± -	-	-	-
Chlorothalonil Metabolite R471811	µg/l	0.135 ± 0.0209	- ± -	0.0311	-	-

Parameter	Unit	Assigned value ± U (k=2)	Result ± U	Criterion	Recovery [%]	En-Score
Chlorothalonil Metabolite R611968	µg/l	- ± -	- ± -	-	-	-
Chlorothalonil Metabolite SYN507900	µg/l	- ± -	- ± -	-	-	-
Chlorothalonil Metabolite SYN548580	µg/l	- ± -	- ± -	-	-	-
Chlorothalonil Metabolite SYN548581	µg/l	- ± -	- ± -	-	-	-

Sample: H113B

Parameter	Unit	Assigned value ± U (k=2)	Result ± U	Criterion	Recovery [%]	En-Score
2,4,5-Trichlorophenoxyacetic acid	µg/l	0.922 ± 0.0983	- ± -	0.166	-	-
2,4-D (2,4-Dichlorphenoxyaceticacid)	µg/l	0.589 ± 0.0333	- ± -	0.0824	-	-
Alachlor	µg/l	0.72 ± 0.0559	- ± -	0.0864	-	-
Alachlor-t-acid (Alachlor-OA)	µg/l	0.744 ± 0.0777	- ± -	0.112	-	-
Alachlor-t-sulfonic acid (Alachlor-ESA)	µg/l	0.39 ± 0.0361	- ± -	0.0507	-	-
AMPA	µg/l	0.298 ± 0.0135	0.2577 ± 0.0419	0.0388	86.3	-0.48
Bentazone	µg/l	0.483 ± 0.0234	- ± -	0.0724	-	-
Chlorothalonil Metabolite R611965 (3-carbamyl-2,4,5-trichlorobenzoic acid)	µg/l	0.305 ± 0.0342	- ± -	0.0457	-	-
Chlorothalonil sulfonic acid (Chlorothalonil-ESA)	µg/l	0.333 ± 0.0423	- ± -	0.0567	-	-
Dicamba	µg/l	0.235 ± 0.00669	- ± -	0.0469	-	-
Dichlorprop	µg/l	0.36 ± 0.0208	- ± -	0.0432	-	-
Dimethachlor Metabolite - CGA 369873	µg/l	0.369 ± 0.0435	- ± -	0.0776	-	-
Glufosinate	µg/l	- ± -	- ± -	-	-	-
Glyphosate	µg/l	0.739 ± 0.0169	0.7383 ± 0.1501	0.148	99.9	0.00
MCP (Mecoprop)	µg/l	0.138 ± 0.00484	- ± -	0.018	-	-
Metazachlor	µg/l	0.439 ± 0.0168	- ± -	0.0527	-	-
Metazachlor ethane sulfonic acid (Metazachlor-ESA)	µg/l	0.291 ± 0.0291	- ± -	0.0553	-	-

Parameter	Unit	Assigned value ± U (k=2)	Result ± U	Criterion Recovery [%]	En-Score
Metazachlor oxanilic acid (Metazachlor-OA)	µg/l	0.232 ± 0.039	- ± -	0.0486	-
Metolachlor	µg/l	0.814 ± 0.0297	- ± -	0.122	-
s-Metolachlor ethanesulfonic acid (Metolachlor-ESA)	µg/l	0.196 ± 0.0331	- ± -	0.0391	-
s-Metolachlor oxanilic acid (Metolachlor-OA)	µg/l	0.642 ± 0.131	- ± -	0.0898	-
Chlorothalonil-4-hydroxy	µg/l	- ± -	- ± -	-	-
Chlorothalonil Metabolite R471811	µg/l	0.739 ± 0.0459	- ± -	0.065	-
Chlorothalonil Metabolite R611968	µg/l	- ± -	- ± -	-	-
Chlorothalonil Metabolite SYN507900	µg/l	- ± -	- ± -	-	-
Chlorothalonil Metabolite SYN548580	µg/l	- ± -	- ± -	-	-
Chlorothalonil Metabolite SYN548581	µg/l	- ± -	- ± -	-	-



Sample: H113A

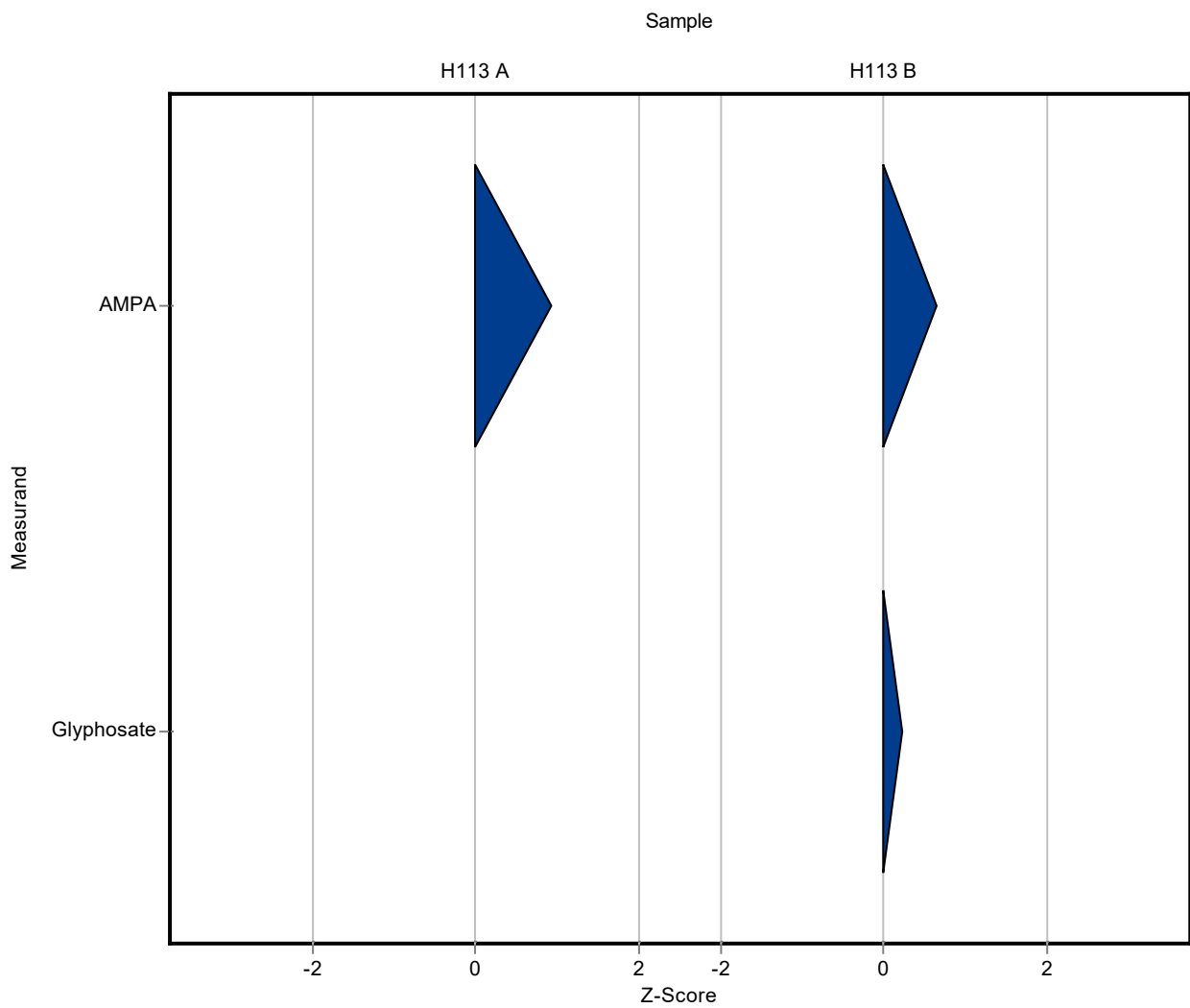
Parameter	Unit	Assigned value ± U (k=2)	Result ± U	Criterion	Recovery [%]	z-Score
2,4,5-Trichlorophenoxyacetic acid	µg/l	0.579 ± 0.0539	- ± -	0.104	-	-
2,4-D (2,4-Dichlorphenoxyaceticacid)	µg/l	0.221 ± 0.0163	- ± -	0.031	-	-
Alachlor	µg/l	0.379 ± 0.0178	- ± -	0.0455	-	-
Alachlor-t-acid (Alachlor-OA)	µg/l	0.155 ± 0.0123	- ± -	0.0232	-	-
Alachlor-t-sulfonic acid (Alachlor-ESA)	µg/l	0.406 ± 0.0301	- ± -	0.0528	-	-
AMPA	µg/l	0.303 ± 0.0248	0.339 ± 0.047	0.0394	112	0.92
Bentazone	µg/l	0.463 ± 0.0225	- ± -	0.0695	-	-
Chlorothalonil Metabolite R611965 (3-carbamyl-2,4,5-trichlorobenzoic acid)	µg/l	0.291 ± 0.0382	- ± -	0.0495	-	-
Chlorothalonil sulfonic acid (Chlorothalonil-ESA)	µg/l	0.678 ± 0.136	- ± -	0.183	-	-
Dicamba	µg/l	0.635 ± 0.0644	- ± -	0.127	-	-
Dichlorprop	µg/l	0.741 ± 0.041	- ± -	0.0889	-	-
Dimethachlor Metabolite - CGA 369873	µg/l	- ± -	- ± -	-	-	-
Glufosinate	µg/l	0.189 ± 0.0174	- ± -	0.0643	-	-
Glyphosate	µg/l	- ± -	<0.025 (LOQ) ± -	-	-	-
MCP (Mecoprop)	µg/l	0.146 ± 0.00838	- ± -	0.019	-	-
Metazachlor	µg/l	0.199 ± 0.0091	- ± -	0.0239	-	-
Metazachlor ethane sulfonic acid (Metazachlor-ESA)	µg/l	0.132 ± 0.011	- ± -	0.025	-	-
Metazachlor oxanilic acid (Metazachlor-OA)	µg/l	0.49 ± 0.0451	- ± -	0.103	-	-
Metolachlor	µg/l	0.283 ± 0.0196	- ± -	0.0424	-	-
s-Metolachlor ethanesulfonic acid (Metolachlor-ESA)	µg/l	0.694 ± 0.134	- ± -	0.139	-	-
s-Metolachlor oxanilic acid (Metolachlor-OA)	µg/l	0.276 ± 0.0326	- ± -	0.0386	-	-
Chlorothalonil-4-hydroxy	µg/l	- ± -	- ± -	-	-	-
Chlorothalonil Metabolite R471811	µg/l	0.135 ± 0.0209	- ± -	0.0311	-	-

Parameter	Unit	Assigned value ± U (k=2)	Result ± U	Criterion	Recovery [%]	z-Score
Chlorothalonil Metabolite R611968	µg/l	- ± -	- ± -	-	-	-
Chlorothalonil Metabolite SYN507900	µg/l	- ± -	- ± -	-	-	-
Chlorothalonil Metabolite SYN548580	µg/l	- ± -	- ± -	-	-	-
Chlorothalonil Metabolite SYN548581	µg/l	- ± -	- ± -	-	-	-

Sample: H113B

Parameter	Unit	Assigned value ± U (k=2)	Result ± U	Criterion	Recovery [%]	z-Score
2,4,5-Trichlorophenoxyacetic acid	µg/l	0.922 ± 0.0983	- ± -	0.166	-	-
2,4-D (2,4-Dichlorphenoxyaceticacid)	µg/l	0.589 ± 0.0333	- ± -	0.0824	-	-
Alachlor	µg/l	0.72 ± 0.0559	- ± -	0.0864	-	-
Alachlor-t-acid (Alachlor-OA)	µg/l	0.744 ± 0.0777	- ± -	0.112	-	-
Alachlor-t-sulfonic acid (Alachlor-ESA)	µg/l	0.39 ± 0.0361	- ± -	0.0507	-	-
AMPA	µg/l	0.298 ± 0.0135	0.323 ± 0.045	0.0388	108	0.63
Bentazone	µg/l	0.483 ± 0.0234	- ± -	0.0724	-	-
Chlorothalonil Metabolite R611965 (3-carbamyl-2,4,5-trichlorobenzoic acid)	µg/l	0.305 ± 0.0342	- ± -	0.0457	-	-
Chlorothalonil sulfonic acid (Chlorothalonil-ESA)	µg/l	0.333 ± 0.0423	- ± -	0.0567	-	-
Dicamba	µg/l	0.235 ± 0.00669	- ± -	0.0469	-	-
Dichlorprop	µg/l	0.36 ± 0.0208	- ± -	0.0432	-	-
Dimethachlor Metabolite - CGA 369873	µg/l	0.369 ± 0.0435	- ± -	0.0776	-	-
Glufosinate	µg/l	- ± -	- ± -	-	-	-
Glyphosate	µg/l	0.739 ± 0.0169	0.771 ± 0.085	0.148	104	0.22
MCPP (Mecoprop)	µg/l	0.138 ± 0.00484	- ± -	0.018	-	-
Metazachlor	µg/l	0.439 ± 0.0168	- ± -	0.0527	-	-
Metazachlor ethane sulfonic acid (Metazachlor-ESA)	µg/l	0.291 ± 0.0291	- ± -	0.0553	-	-
Metazachlor oxanilic acid	µg/l	0.232 ± 0.039	- ± -	0.0486	-	-

Parameter	Unit	Assigned value ± U (k=2)	Result ± U	Criterion Recovery [%]	z-Score
(Metazachlor-OA)					
Metolachlor	µg/l	0.814 ± 0.0297	- ± -	0.122	-
s-Metolachlor ethanesulfonic acid (Metolachlor-ESA)	µg/l	0.196 ± 0.0331	- ± -	0.0391	-
s-Metolachlor oxanilic acid (Metolachlor-OA)	µg/l	0.642 ± 0.131	- ± -	0.0898	-
Chlorothalonil-4-hydroxy	µg/l	- ± -	- ± -	-	-
Chlorothalonil Metabolite R471811	µg/l	0.739 ± 0.0459	- ± -	0.065	-
Chlorothalonil Metabolite R611968	µg/l	- ± -	- ± -	-	-
Chlorothalonil Metabolite SYN507900	µg/l	- ± -	- ± -	-	-
Chlorothalonil Metabolite SYN548580	µg/l	- ± -	- ± -	-	-
Chlorothalonil Metabolite SYN548581	µg/l	- ± -	- ± -	-	-



Sample: H113A

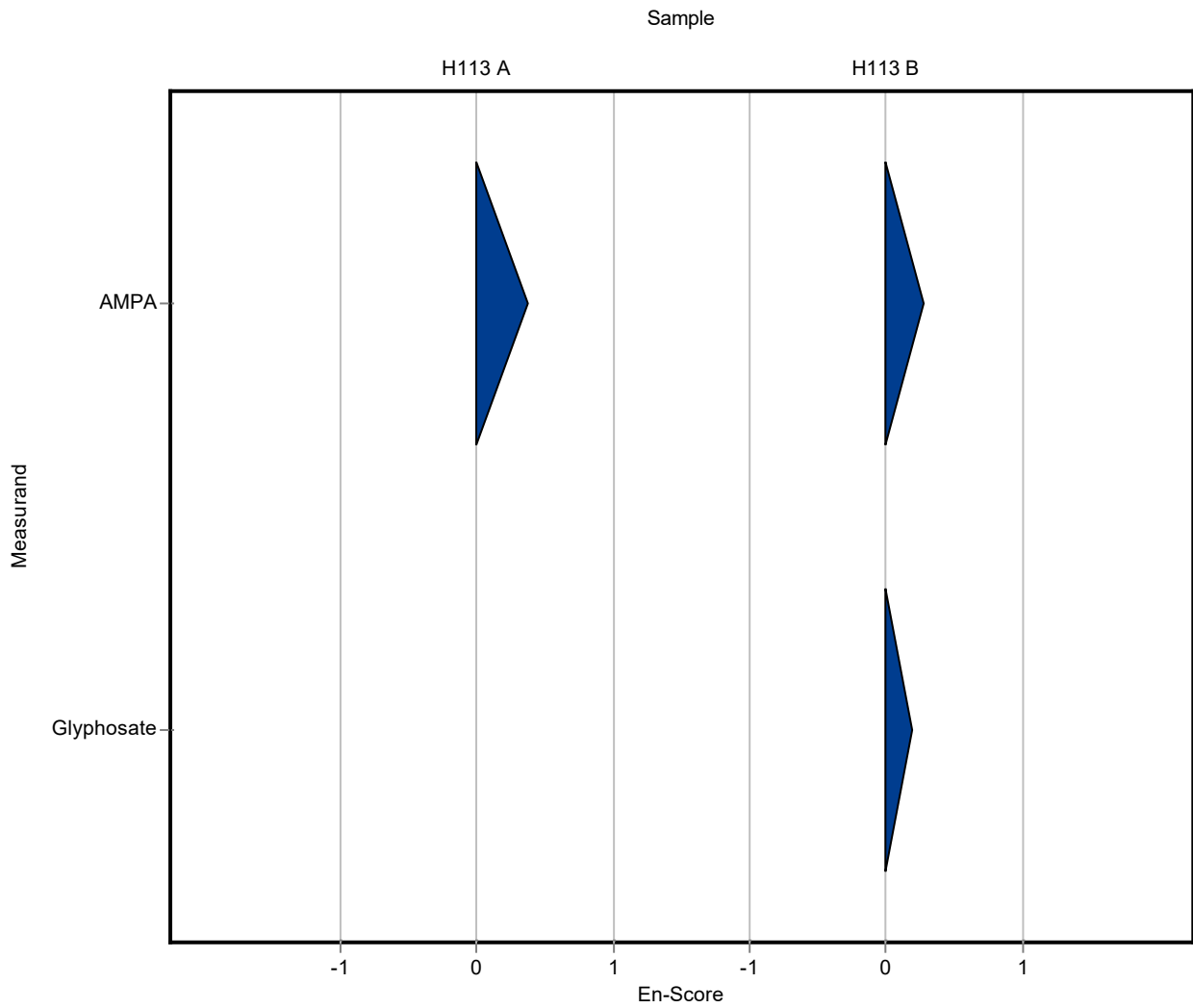
Parameter	Unit	Assigned value ± U (k=2)	Result ± U	Criterion	Recovery [%]	En-Score
2,4,5-Trichlorophenoxyacetic acid	µg/l	0.579 ± 0.0539	- ± -	0.104	-	-
2,4-D (2,4-Dichlorphenoxyaceticacid)	µg/l	0.221 ± 0.0163	- ± -	0.031	-	-
Alachlor	µg/l	0.379 ± 0.0178	- ± -	0.0455	-	-
Alachlor-t-acid (Alachlor-OA)	µg/l	0.155 ± 0.0123	- ± -	0.0232	-	-
Alachlor-t-sulfonic acid (Alachlor-ESA)	µg/l	0.406 ± 0.0301	- ± -	0.0528	-	-
AMPA	µg/l	0.303 ± 0.0248	0.339 ± 0.047	0.0394	112	0.37
Bentazone	µg/l	0.463 ± 0.0225	- ± -	0.0695	-	-
Chlorothalonil Metabolite R611965 (3-carbamyl-2,4,5-trichlorobenzoic acid)	µg/l	0.291 ± 0.0382	- ± -	0.0495	-	-
Chlorothalonil sulfonic acid (Chlorothalonil-ESA)	µg/l	0.678 ± 0.136	- ± -	0.183	-	-
Dicamba	µg/l	0.635 ± 0.0644	- ± -	0.127	-	-
Dichlorprop	µg/l	0.741 ± 0.041	- ± -	0.0889	-	-
Dimethachlor Metabolite - CGA 369873	µg/l	- ± -	- ± -	-	-	-
Glufosinate	µg/l	0.189 ± 0.0174	- ± -	0.0643	-	-
Glyphosate	µg/l	- ± -	<0.025 (LOQ) ± -	-	-	-
MCPP (Mecoprop)	µg/l	0.146 ± 0.00838	- ± -	0.019	-	-
Metazachlor	µg/l	0.199 ± 0.0091	- ± -	0.0239	-	-
Metazachlor ethane sulfonic acid (Metazachlor-ESA)	µg/l	0.132 ± 0.011	- ± -	0.025	-	-
Metazachlor oxanilic acid (Metazachlor-OA)	µg/l	0.49 ± 0.0451	- ± -	0.103	-	-
Metolachlor	µg/l	0.283 ± 0.0196	- ± -	0.0424	-	-
s-Metolachlor ethanesulfonic acid (Metolachlor-ESA)	µg/l	0.694 ± 0.134	- ± -	0.139	-	-
s-Metolachlor oxanilic acid (Metolachlor-OA)	µg/l	0.276 ± 0.0326	- ± -	0.0386	-	-
Chlorothalonil-4-hydroxy	µg/l	- ± -	- ± -	-	-	-
Chlorothalonil Metabolite R471811	µg/l	0.135 ± 0.0209	- ± -	0.0311	-	-

Parameter	Unit	Assigned value ± U (k=2)	Result ± U	Criterion	Recovery [%]	En-Score
Chlorothalonil Metabolite R611968	µg/l	- ± -	- ± -	-	-	-
Chlorothalonil Metabolite SYN507900	µg/l	- ± -	- ± -	-	-	-
Chlorothalonil Metabolite SYN548580	µg/l	- ± -	- ± -	-	-	-
Chlorothalonil Metabolite SYN548581	µg/l	- ± -	- ± -	-	-	-

Sample: H113B

Parameter	Unit	Assigned value ± U (k=2)	Result ± U	Criterion	Recovery [%]	En-Score
2,4,5-Trichlorophenoxyacetic acid	µg/l	0.922 ± 0.0983	- ± -	0.166	-	-
2,4-D (2,4-Dichlorphenoxyaceticacid)	µg/l	0.589 ± 0.0333	- ± -	0.0824	-	-
Alachlor	µg/l	0.72 ± 0.0559	- ± -	0.0864	-	-
Alachlor-t-acid (Alachlor-OA)	µg/l	0.744 ± 0.0777	- ± -	0.112	-	-
Alachlor-t-sulfonic acid (Alachlor-ESA)	µg/l	0.39 ± 0.0361	- ± -	0.0507	-	-
AMPA	µg/l	0.298 ± 0.0135	0.323 ± 0.045	0.0388	108	0.27
Bentazone	µg/l	0.483 ± 0.0234	- ± -	0.0724	-	-
Chlorothalonil Metabolite R611965 (3-carbamyl-2,4,5-trichlorobenzoic acid)	µg/l	0.305 ± 0.0342	- ± -	0.0457	-	-
Chlorothalonil sulfonic acid (Chlorothalonil-ESA)	µg/l	0.333 ± 0.0423	- ± -	0.0567	-	-
Dicamba	µg/l	0.235 ± 0.00669	- ± -	0.0469	-	-
Dichlorprop	µg/l	0.36 ± 0.0208	- ± -	0.0432	-	-
Dimethachlor Metabolite - CGA 369873	µg/l	0.369 ± 0.0435	- ± -	0.0776	-	-
Glufosinate	µg/l	- ± -	- ± -	-	-	-
Glyphosate	µg/l	0.739 ± 0.0169	0.771 ± 0.085	0.148	104	0.19
MCP (Mecoprop)	µg/l	0.138 ± 0.00484	- ± -	0.018	-	-
Metazachlor	µg/l	0.439 ± 0.0168	- ± -	0.0527	-	-
Metazachlor ethane sulfonic acid (Metazachlor-ESA)	µg/l	0.291 ± 0.0291	- ± -	0.0553	-	-

Parameter	Unit	Assigned value ± U (k=2)	Result ± U	Criterion Recovery [%]	En-Score
Metazachlor oxanilic acid (Metazachlor-OA)	µg/l	0.232 ± 0.039	- ± -	0.0486	-
Metolachlor	µg/l	0.814 ± 0.0297	- ± -	0.122	-
s-Metolachlor ethanesulfonic acid (Metolachlor-ESA)	µg/l	0.196 ± 0.0331	- ± -	0.0391	-
s-Metolachlor oxanilic acid (Metolachlor-OA)	µg/l	0.642 ± 0.131	- ± -	0.0898	-
Chlorothalonil-4-hydroxy	µg/l	- ± -	- ± -	-	-
Chlorothalonil Metabolite R471811	µg/l	0.739 ± 0.0459	- ± -	0.065	-
Chlorothalonil Metabolite R611968	µg/l	- ± -	- ± -	-	-
Chlorothalonil Metabolite SYN507900	µg/l	- ± -	- ± -	-	-
Chlorothalonil Metabolite SYN548580	µg/l	- ± -	- ± -	-	-
Chlorothalonil Metabolite SYN548581	µg/l	- ± -	- ± -	-	-



Sample: H113A

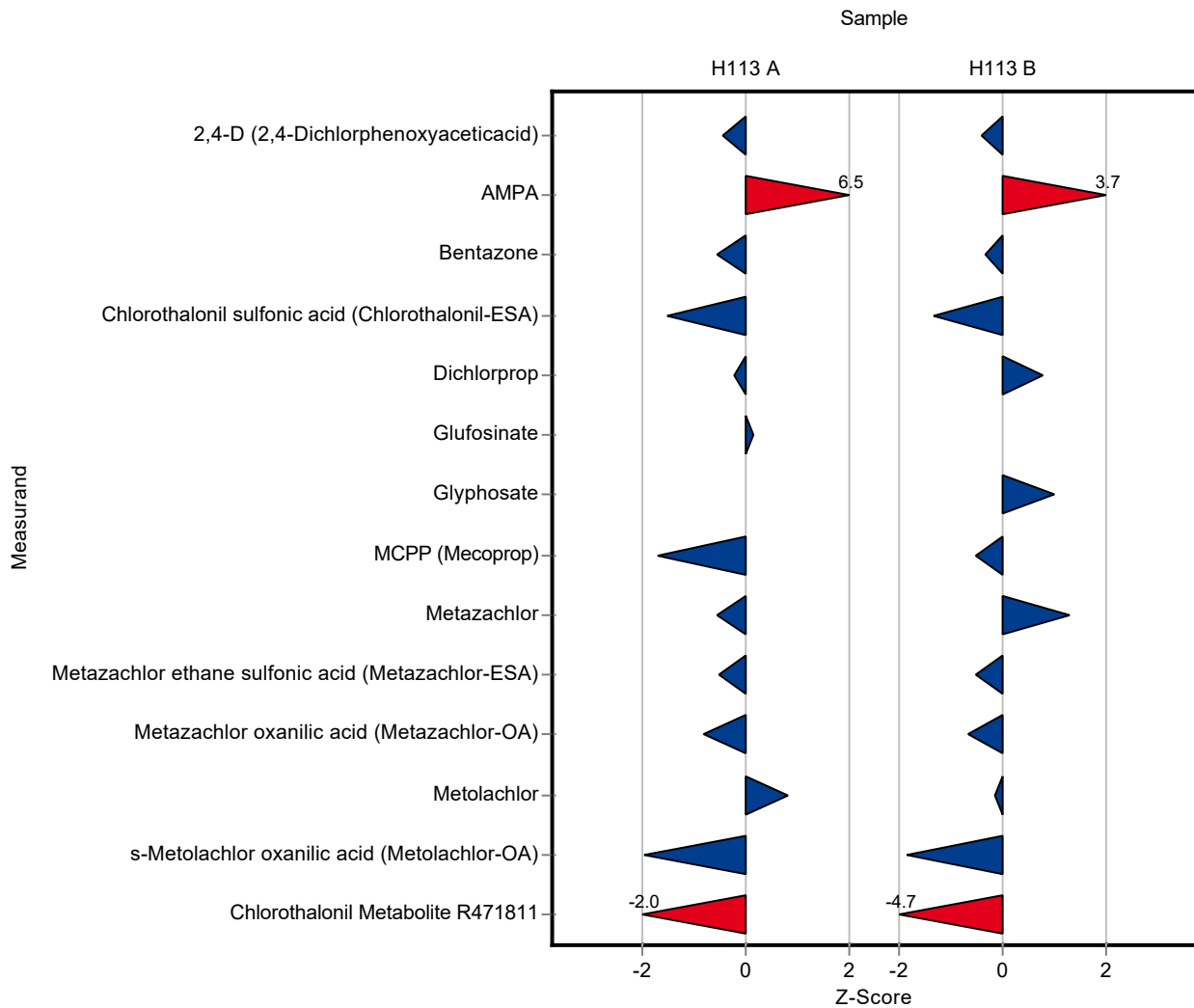
Parameter	Unit	Assigned value ± U (k=2)	Result ± U	Criterion	Recovery [%]	z-Score
2,4,5-Trichlorophenoxyacetic acid	µg/l	0.579 ± 0.0539	- ± -	0.104	-	-
2,4-D (2,4-Dichlorphenoxyaceticacid)	µg/l	0.221 ± 0.0163	0.207889946 ± 0.062367	0.031	94	-0.43
Alachlor	µg/l	0.379 ± 0.0178	- ± -	0.0455	-	-
Alachlor-t-acid (Alachlor-OA)	µg/l	0.155 ± 0.0123	- ± -	0.0232	-	-
Alachlor-t-sulfonic acid (Alachlor-ESA)	µg/l	0.406 ± 0.0301	- ± -	0.0528	-	-
AMPA	µg/l	0.303 ± 0.0248	0.56 ± 0.168	0.0394	185	6.53
Bentazone	µg/l	0.463 ± 0.0225	0.424637914 ± 0.127391	0.0695	91.7	-0.55
Chlorothalonil Metabolite R611965 (3-carbamyl-2,4,5-trichlorobenzoic acid)	µg/l	0.291 ± 0.0382	- ± -	0.0495	-	-
Chlorothalonil sulfonic acid (Chlorothalonil-ESA)	µg/l	0.678 ± 0.136	0.397767525 ± 0.11933	0.183	58.7	-1.53
Dicamba	µg/l	0.635 ± 0.0644	- ± -	0.127	-	-
Dichlorprop	µg/l	0.741 ± 0.041	0.723 ± 0.2169	0.0889	97.6	-0.20
Dimethachlor Metabolite - CGA 369873	µg/l	- ± -	- ± -	-	-	-
Glufosinate	µg/l	0.189 ± 0.0174	0.2 ± 0.06	0.0643	106	0.17
Glyphosate	µg/l	- ± -	<0.02 (LOQ) ± -	-	-	-
MCPP (Mecoprop)	µg/l	0.146 ± 0.00838	0.114334673 ± 0.0343	0.019	78.1	-1.69
Metazachlor	µg/l	0.199 ± 0.0091	0.186 ± 0.0558	0.0239	93.3	-0.56
Metazachlor ethane sulfonic acid (Metazachlor-ESA)	µg/l	0.132 ± 0.011	0.119180298 ± 0.035754	0.025	90.5	-0.50
Metazachlor oxanilic acid (Metazachlor-OA)	µg/l	0.49 ± 0.0451	0.408202833 ± 0.122461	0.103	83.3	-0.80
Metolachlor	µg/l	0.283 ± 0.0196	0.317962412 ± 0.095389	0.0424	112	0.83
s-Metolachlor ethanesulfonic acid (Metolachlor-ESA)	µg/l	0.694 ± 0.134	- ± -	0.139	-	-
s-Metolachlor oxanilic acid (Metolachlor-OA)	µg/l	0.276 ± 0.0326	0.200414476 ± 0.060124	0.0386	72.7	-1.95
Chlorothalonil-4-hydroxy	µg/l	- ± -	0.200690741 ± 0.060207	-	-	-
Chlorothalonil Metabolite R471811	µg/l	0.135 ± 0.0209	0.072085076 ± 0.021626	0.0311	53.3	-2.03

Parameter	Unit	Assigned value ± U (k=2)	Result ± U	Criterion	Recovery [%]	z-Score
Chlorothalonil Metabolite R611968	µg/l	- ± -	- ± -	-	-	-
Chlorothalonil Metabolite SYN507900	µg/l	- ± -	- ± -	-	-	-
Chlorothalonil Metabolite SYN548580	µg/l	- ± -	- ± -	-	-	-
Chlorothalonil Metabolite SYN548581	µg/l	- ± -	- ± -	-	-	-

Sample: H113B

Parameter	Unit	Assigned value ± U (k=2)	Result ± U	Criterion	Recovery [%]	z-Score
2,4,5-Trichlorophenoxyacetic acid	µg/l	0.922 ± 0.0983	- ± -	0.166	-	-
2,4-D (2,4-Dichlorphenoxyaceticacid)	µg/l	0.589 ± 0.0333	0.554834771 ± 0.16645	0.0824	94.3	-0.41
Alachlor	µg/l	0.72 ± 0.0559	- ± -	0.0864	-	-
Alachlor-t-acid (Alachlor-OA)	µg/l	0.744 ± 0.0777	- ± -	0.112	-	-
Alachlor-t-sulfonic acid (Alachlor-ESA)	µg/l	0.39 ± 0.0361	- ± -	0.0507	-	-
AMPA	µg/l	0.298 ± 0.0135	0.443 ± 0.1329	0.0388	148	3.72
Bentazone	µg/l	0.483 ± 0.0234	0.458784452 ± 0.137635	0.0724	95	-0.33
Chlorothalonil Metabolite R611965 (3-carbamyl-2,4,5-trichlorobenzoic acid)	µg/l	0.305 ± 0.0342	- ± -	0.0457	-	-
Chlorothalonil sulfonic acid (Chlorothalonil-ESA)	µg/l	0.333 ± 0.0423	0.257144134 ± 0.077143	0.0567	77.1	-1.35
Dicamba	µg/l	0.235 ± 0.00669	- ± -	0.0469	-	-
Dichlorprop	µg/l	0.36 ± 0.0208	0.393142986 ± 0.117943	0.0432	109	0.77
Dimethachlor Metabolite - CGA 369873	µg/l	0.369 ± 0.0435	- ± -	0.0776	-	-
Glufosinate	µg/l	- ± -	0.25 ± 0.075	-	-	-
Glyphosate	µg/l	0.739 ± 0.0169	0.884 ± 0.2652	0.148	120	0.98
MCPP (Mecoprop)	µg/l	0.138 ± 0.00484	0.128998037 ± 0.038699	0.018	93.2	-0.52
Metazachlor	µg/l	0.439 ± 0.0168	0.508 ± 0.1524	0.0527	116	1.30
Metazachlor ethane sulfonic acid (Metazachlor-ESA)	µg/l	0.291 ± 0.0291	0.262940722 ± 0.078882	0.0553	90.3	-0.51
Metazachlor oxanilic acid	µg/l	0.232 ± 0.039	0.198497223 ± 0.059549	0.0486	85.7	-0.68

Parameter	Unit	Assigned value ± U (k=2)	Result ± U	Criterion	Recovery [%]	z-Score
(Metazachlor-OA)						
Metolachlor	µg/l	0.814 ± 0.0297	0.793 ± 0.2379	0.122	97.4	-0.17
s-Metolachlor ethanesulfonic acid (Metolachlor-ESA)	µg/l	0.196 ± 0.0331	- ± -	0.0391	-	-
s-Metolachlor oxanilic acid (Metolachlor-OA)	µg/l	0.642 ± 0.131	0.475 ± 0.1425	0.0898	74	-1.86
Chlorothalonil-4-hydroxy	µg/l	- ± -	0.466151502 ± 0.139845	-	-	-
Chlorothalonil Metabolite R471811	µg/l	0.739 ± 0.0459	0.436298098 ± 0.130889	0.065	59	-4.65
Chlorothalonil Metabolite R611968	µg/l	- ± -	- ± -	-	-	-
Chlorothalonil Metabolite SYN507900	µg/l	- ± -	- ± -	-	-	-
Chlorothalonil Metabolite SYN548580	µg/l	- ± -	- ± -	-	-	-
Chlorothalonil Metabolite SYN548581	µg/l	- ± -	- ± -	-	-	-



Sample: H113A

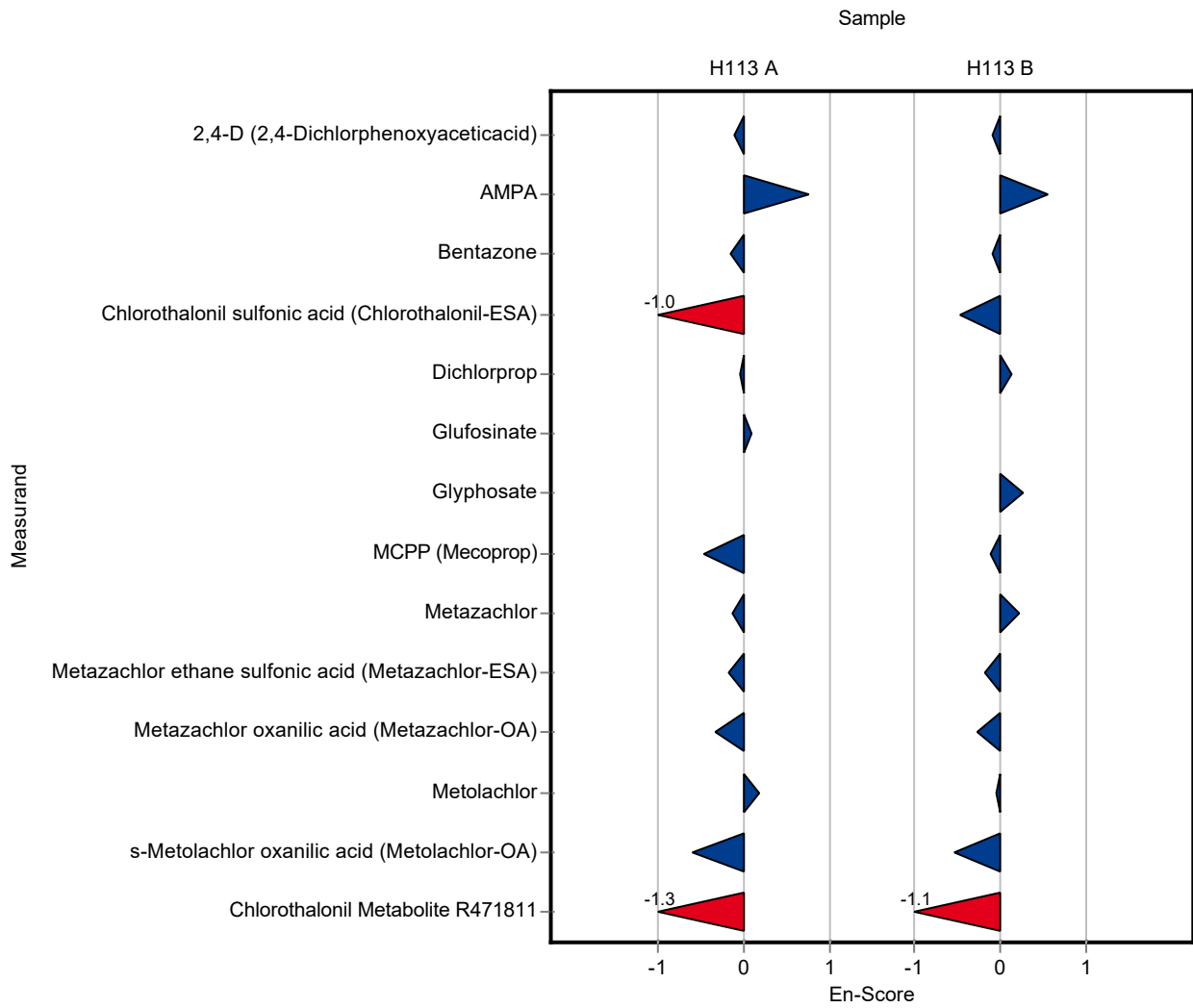
Parameter	Unit	Assigned value ± U (k=2)	Result ± U	Criterion	Recovery [%]	En-Score
2,4,5-Trichlorophenoxyacetic acid	µg/l	0.579 ± 0.0539	- ± -	0.104	-	-
2,4-D (2,4-Dichlorphenoxyaceticacid)	µg/l	0.221 ± 0.0163	0.207889946 ± 0.062367	0.031	94	-0.11
Alachlor	µg/l	0.379 ± 0.0178	- ± -	0.0455	-	-
Alachlor-t-acid (Alachlor-OA)	µg/l	0.155 ± 0.0123	- ± -	0.0232	-	-
Alachlor-t-sulfonic acid (Alachlor-ESA)	µg/l	0.406 ± 0.0301	- ± -	0.0528	-	-
AMPA	µg/l	0.303 ± 0.0248	0.56 ± 0.168	0.0394	185	0.76
Bentazone	µg/l	0.463 ± 0.0225	0.424637914 ± 0.127391	0.0695	91.7	-0.15
Chlorothalonil Metabolite R611965 (3-carbamyl-2,4,5-trichlorobenzoic acid)	µg/l	0.291 ± 0.0382	- ± -	0.0495	-	-
Chlorothalonil sulfonic acid (Chlorothalonil-ESA)	µg/l	0.678 ± 0.136	0.397767525 ± 0.11933	0.183	58.7	-1.02
Dicamba	µg/l	0.635 ± 0.0644	- ± -	0.127	-	-
Dichlorprop	µg/l	0.741 ± 0.041	0.723 ± 0.2169	0.0889	97.6	-0.04
Dimethachlor Metabolite - CGA 369873	µg/l	- ± -	- ± -	-	-	-
Glufosinate	µg/l	0.189 ± 0.0174	0.2 ± 0.06	0.0643	106	0.09
Glyphosate	µg/l	- ± -	<0.02 (LOQ) ± -	-	-	-
MCPP (Mecoprop)	µg/l	0.146 ± 0.00838	0.114334673 ± 0.0343	0.019	78.1	-0.46
Metazachlor	µg/l	0.199 ± 0.0091	0.186 ± 0.0558	0.0239	93.3	-0.12
Metazachlor ethane sulfonic acid (Metazachlor-ESA)	µg/l	0.132 ± 0.011	0.119180298 ± 0.035754	0.025	90.5	-0.17
Metazachlor oxanilic acid (Metazachlor-OA)	µg/l	0.49 ± 0.0451	0.408202833 ± 0.122461	0.103	83.3	-0.33
Metolachlor	µg/l	0.283 ± 0.0196	0.317962412 ± 0.095389	0.0424	112	0.18
s-Metolachlor ethanesulfonic acid (Metolachlor-ESA)	µg/l	0.694 ± 0.134	- ± -	0.139	-	-
s-Metolachlor oxanilic acid (Metolachlor-OA)	µg/l	0.276 ± 0.0326	0.200414476 ± 0.060124	0.0386	72.7	-0.60
Chlorothalonil-4-hydroxy	µg/l	- ± -	0.200690741 ± 0.060207	-	-	-
Chlorothalonil Metabolite R471811	µg/l	0.135 ± 0.0209	0.072085076 ± 0.021626	0.0311	53.3	-1.32

Parameter	Unit	Assigned value ± U (k=2)	Result ± U	Criterion	Recovery [%]	En-Score
Chlorothalonil Metabolite R611968	µg/l	- ± -	- ± -	-	-	-
Chlorothalonil Metabolite SYN507900	µg/l	- ± -	- ± -	-	-	-
Chlorothalonil Metabolite SYN548580	µg/l	- ± -	- ± -	-	-	-
Chlorothalonil Metabolite SYN548581	µg/l	- ± -	- ± -	-	-	-

Sample: H113B

Parameter	Unit	Assigned value ± U (k=2)	Result ± U	Criterion	Recovery [%]	En-Score
2,4,5-Trichlorophenoxyacetic acid	µg/l	0.922 ± 0.0983	- ± -	0.166	-	-
2,4-D (2,4-Dichlorphenoxyaceticacid)	µg/l	0.589 ± 0.0333	0.554834771 ± 0.16645	0.0824	94.3	-0.10
Alachlor	µg/l	0.72 ± 0.0559	- ± -	0.0864	-	-
Alachlor-t-acid (Alachlor-OA)	µg/l	0.744 ± 0.0777	- ± -	0.112	-	-
Alachlor-t-sulfonic acid (Alachlor-ESA)	µg/l	0.39 ± 0.0361	- ± -	0.0507	-	-
AMPA	µg/l	0.298 ± 0.0135	0.443 ± 0.1329	0.0388	148	0.54
Bentazone	µg/l	0.483 ± 0.0234	0.458784452 ± 0.137635	0.0724	95	-0.09
Chlorothalonil Metabolite R611965 (3-carbamyl-2,4,5-trichlorobenzoic acid)	µg/l	0.305 ± 0.0342	- ± -	0.0457	-	-
Chlorothalonil sulfonic acid (Chlorothalonil-ESA)	µg/l	0.333 ± 0.0423	0.257144134 ± 0.077143	0.0567	77.1	-0.48
Dicamba	µg/l	0.235 ± 0.00669	- ± -	0.0469	-	-
Dichlorprop	µg/l	0.36 ± 0.0208	0.393142986 ± 0.117943	0.0432	109	0.14
Dimethachlor Metabolite - CGA 369873	µg/l	0.369 ± 0.0435	- ± -	0.0776	-	-
Glufosinate	µg/l	- ± -	0.25 ± 0.075	-	-	-
Glyphosate	µg/l	0.739 ± 0.0169	0.884 ± 0.2652	0.148	120	0.27
MCPP (Mecoprop)	µg/l	0.138 ± 0.00484	0.128998037 ± 0.038699	0.018	93.2	-0.12
Metazachlor	µg/l	0.439 ± 0.0168	0.508 ± 0.1524	0.0527	116	0.23
Metazachlor ethane sulfonic acid (Metazachlor-ESA)	µg/l	0.291 ± 0.0291	0.262940722 ± 0.078882	0.0553	90.3	-0.18

Parameter	Unit	Assigned value ± U (k=2)	Result ± U	Criterion	Recovery [%]	En-Score
Metazachlor oxanilic acid (Metazachlor-OA)	µg/l	0.232 ± 0.039	0.198497223 ± 0.059549	0.0486	85.7	-0.26
Metolachlor	µg/l	0.814 ± 0.0297	0.793 ± 0.2379	0.122	97.4	-0.04
s-Metolachlor ethanesulfonic acid (Metolachlor-ESA)	µg/l	0.196 ± 0.0331	- ± -	0.0391	-	-
s-Metolachlor oxanilic acid (Metolachlor-OA)	µg/l	0.642 ± 0.131	0.475 ± 0.1425	0.0898	74	-0.53
Chlorothalonil-4-hydroxy	µg/l	- ± -	0.466151502 ± 0.139845	-	-	-
Chlorothalonil Metabolite R471811	µg/l	0.739 ± 0.0459	0.436298098 ± 0.130889	0.065	59	-1.14
Chlorothalonil Metabolite R611968	µg/l	- ± -	- ± -	-	-	-
Chlorothalonil Metabolite SYN507900	µg/l	- ± -	- ± -	-	-	-
Chlorothalonil Metabolite SYN548580	µg/l	- ± -	- ± -	-	-	-
Chlorothalonil Metabolite SYN548581	µg/l	- ± -	- ± -	-	-	-



Sample: H113A

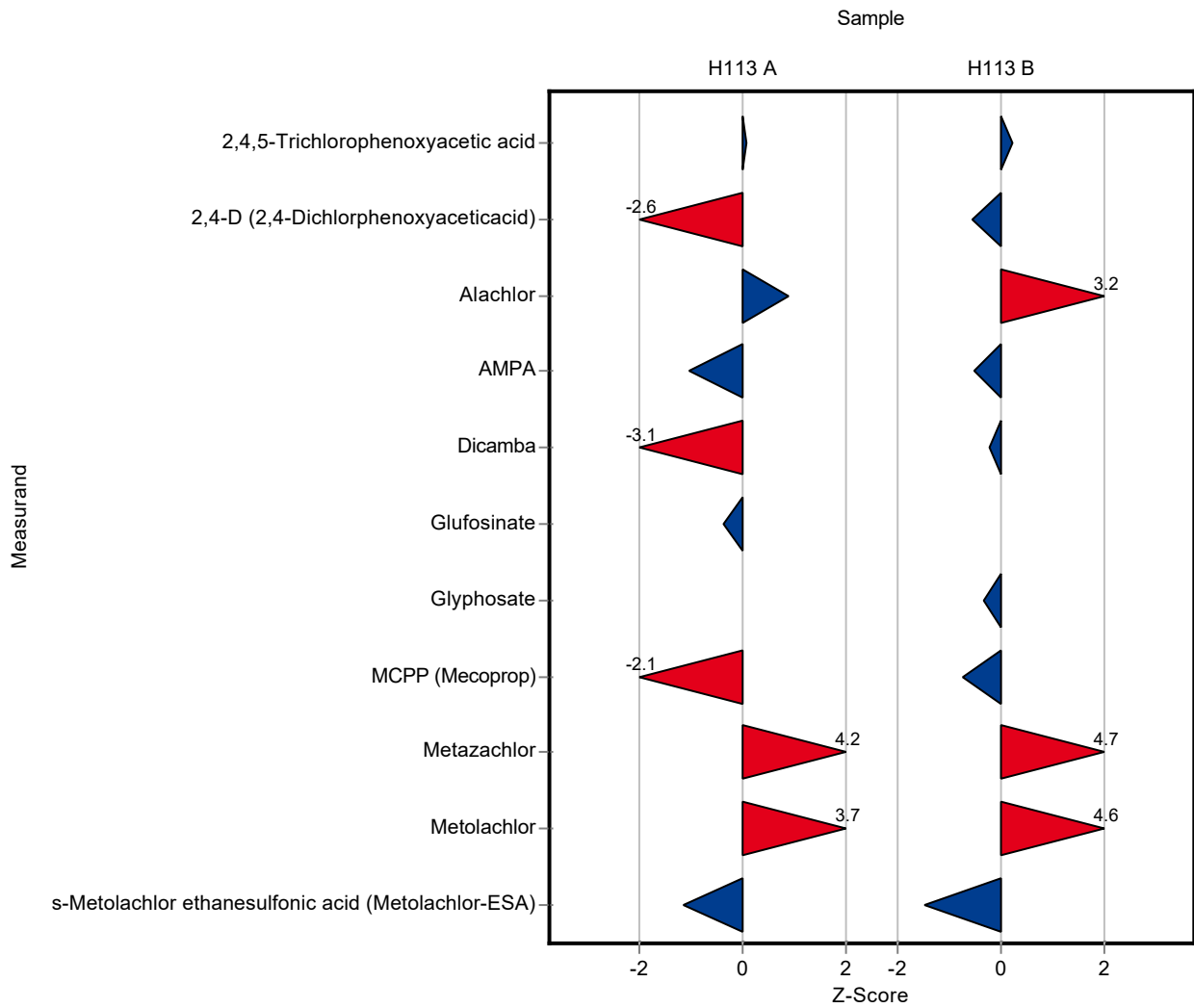
Parameter	Unit	Assigned value ± U (k=2)	Result ± U	Criterion	Recovery [%]	z-Score
2,4,5-Trichlorophenoxyacetic acid	µg/l	0.579 ± 0.0539	0.585 ± 0.257	0.104	101	0.06
2,4-D (2,4-Dichlorophenoxyacetic acid)	µg/l	0.221 ± 0.0163	0.142 ± 0.062	0.031	64.2	-2.56
Alachlor	µg/l	0.379 ± 0.0178	0.42 ± 0.185	0.0455	111	0.89
Alachlor-t-acid (Alachlor-OA)	µg/l	0.155 ± 0.0123	- ± -	0.0232	-	-
Alachlor-t-sulfonic acid (Alachlor-ESA)	µg/l	0.406 ± 0.0301	- ± -	0.0528	-	-
AMPA	µg/l	0.303 ± 0.0248	0.262 ± 0.066	0.0394	86.5	-1.04
Bentazone	µg/l	0.463 ± 0.0225	- ± -	0.0695	-	-
Chlorothalonil Metabolite R611965 (3-carbamyl-2,4,5-trichlorobenzoic acid)	µg/l	0.291 ± 0.0382	- ± -	0.0495	-	-
Chlorothalonil sulfonic acid (Chlorothalonil-ESA)	µg/l	0.678 ± 0.136	- ± -	0.183	-	-
Dicamba	µg/l	0.635 ± 0.0644	0.236 ± 0.104	0.127	37.2	-3.14
Dichlorprop	µg/l	0.741 ± 0.041	- ± -	0.0889	-	-
Dimethachlor Metabolite - CGA 369873	µg/l	- ± -	- ± -	-	-	-
Glufosinate	µg/l	0.189 ± 0.0174	0.166 ± 0.027	0.0643	87.8	-0.36
Glyphosate	µg/l	- ± -	<0.02 (LOQ) ± -	-	-	-
MCPP (Mecoprop)	µg/l	0.146 ± 0.00838	0.107 ± 0.047	0.019	73.1	-2.07
Metazachlor	µg/l	0.199 ± 0.0091	0.3 ± 0.132	0.0239	150	4.20
Metazachlor ethane sulfonic acid (Metazachlor-ESA)	µg/l	0.132 ± 0.011	- ± -	0.025	-	-
Metazachlor oxanilic acid (Metazachlor-OA)	µg/l	0.49 ± 0.0451	- ± -	0.103	-	-
Metolachlor	µg/l	0.283 ± 0.0196	0.44 ± 0.194	0.0424	156	3.70
s-Metolachlor ethanesulfonic acid (Metolachlor-ESA)	µg/l	0.694 ± 0.134	0.535 ± 0.235	0.139	77.1	-1.14
s-Metolachlor oxanilic acid (Metolachlor-OA)	µg/l	0.276 ± 0.0326	- ± -	0.0386	-	-
Chlorothalonil-4-hydroxy	µg/l	- ± -	- ± -	-	-	-
Chlorothalonil Metabolite R471811	µg/l	0.135 ± 0.0209	- ± -	0.0311	-	-

Parameter	Unit	Assigned value ± U (k=2)	Result ± U	Criterion	Recovery [%]	z-Score
Chlorothalonil Metabolite R611968	µg/l	- ± -	- ± -	-	-	-
Chlorothalonil Metabolite SYN507900	µg/l	- ± -	- ± -	-	-	-
Chlorothalonil Metabolite SYN548580	µg/l	- ± -	- ± -	-	-	-
Chlorothalonil Metabolite SYN548581	µg/l	- ± -	- ± -	-	-	-

Sample: H113B

Parameter	Unit	Assigned value ± U (k=2)	Result ± U	Criterion	Recovery [%]	z-Score
2,4,5-Trichlorophenoxyacetic acid	µg/l	0.922 ± 0.0983	0.958 ± 0.422	0.166	104	0.21
2,4-D (2,4-Dichlorphenoxyaceticacid)	µg/l	0.589 ± 0.0333	0.542 ± 0.238	0.0824	92.1	-0.57
Alachlor	µg/l	0.72 ± 0.0559	1 ± 0.44	0.0864	139	3.24
Alachlor-t-acid (Alachlor-OA)	µg/l	0.744 ± 0.0777	- ± -	0.112	-	-
Alachlor-t-sulfonic acid (Alachlor-ESA)	µg/l	0.39 ± 0.0361	- ± -	0.0507	-	-
AMPA	µg/l	0.298 ± 0.0135	0.278 ± 0.069	0.0388	93.1	-0.53
Bentazone	µg/l	0.483 ± 0.0234	- ± -	0.0724	-	-
Chlorothalonil Metabolite R611965 (3-carbamyl-2,4,5-trichlorobenzoic acid)	µg/l	0.305 ± 0.0342	- ± -	0.0457	-	-
Chlorothalonil sulfonic acid (Chlorothalonil-ESA)	µg/l	0.333 ± 0.0423	- ± -	0.0567	-	-
Dicamba	µg/l	0.235 ± 0.00669	0.224 ± 0.099	0.0469	95.5	-0.23
Dichlorprop	µg/l	0.36 ± 0.0208	- ± -	0.0432	-	-
Dimethachlor Metabolite - CGA 369873	µg/l	0.369 ± 0.0435	- ± -	0.0776	-	-
Glufosinate	µg/l	- ± -	0.345 ± 0.055	-	-	-
Glyphosate	µg/l	0.739 ± 0.0169	0.692 ± 0.125	0.148	93.7	-0.32
MCPP (Mecoprop)	µg/l	0.138 ± 0.00484	0.125 ± 0.055	0.018	90.3	-0.74
Metazachlor	µg/l	0.439 ± 0.0168	0.688 ± 0.303	0.0527	157	4.72
Metazachlor ethane sulfonic acid (Metazachlor-ESA)	µg/l	0.291 ± 0.0291	- ± -	0.0553	-	-
Metazachlor oxanilic acid	µg/l	0.232 ± 0.039	- ± -	0.0486	-	-

Parameter	Unit	Assigned value ± U (k=2)	Result ± U	Criterion	Recovery [%]	z-Score
(Metazachlor-OA)						
Metolachlor	µg/l	0.814 ± 0.0297	1.38 ± 0.607	0.122	170	4.64
s-Metolachlor ethanesulfonic acid (Metolachlor-ESA)	µg/l	0.196 ± 0.0331	0.138 ± 0.061	0.0391	70.6	-1.47
s-Metolachlor oxanilic acid (Metolachlor-OA)	µg/l	0.642 ± 0.131	- ± -	0.0898	-	-
Chlorothalonil-4-hydroxy	µg/l	- ± -	- ± -	-	-	-
Chlorothalonil Metabolite R471811	µg/l	0.739 ± 0.0459	- ± -	0.065	-	-
Chlorothalonil Metabolite R611968	µg/l	- ± -	- ± -	-	-	-
Chlorothalonil Metabolite SYN507900	µg/l	- ± -	- ± -	-	-	-
Chlorothalonil Metabolite SYN548580	µg/l	- ± -	- ± -	-	-	-
Chlorothalonil Metabolite SYN548581	µg/l	- ± -	- ± -	-	-	-



Sample: H113A

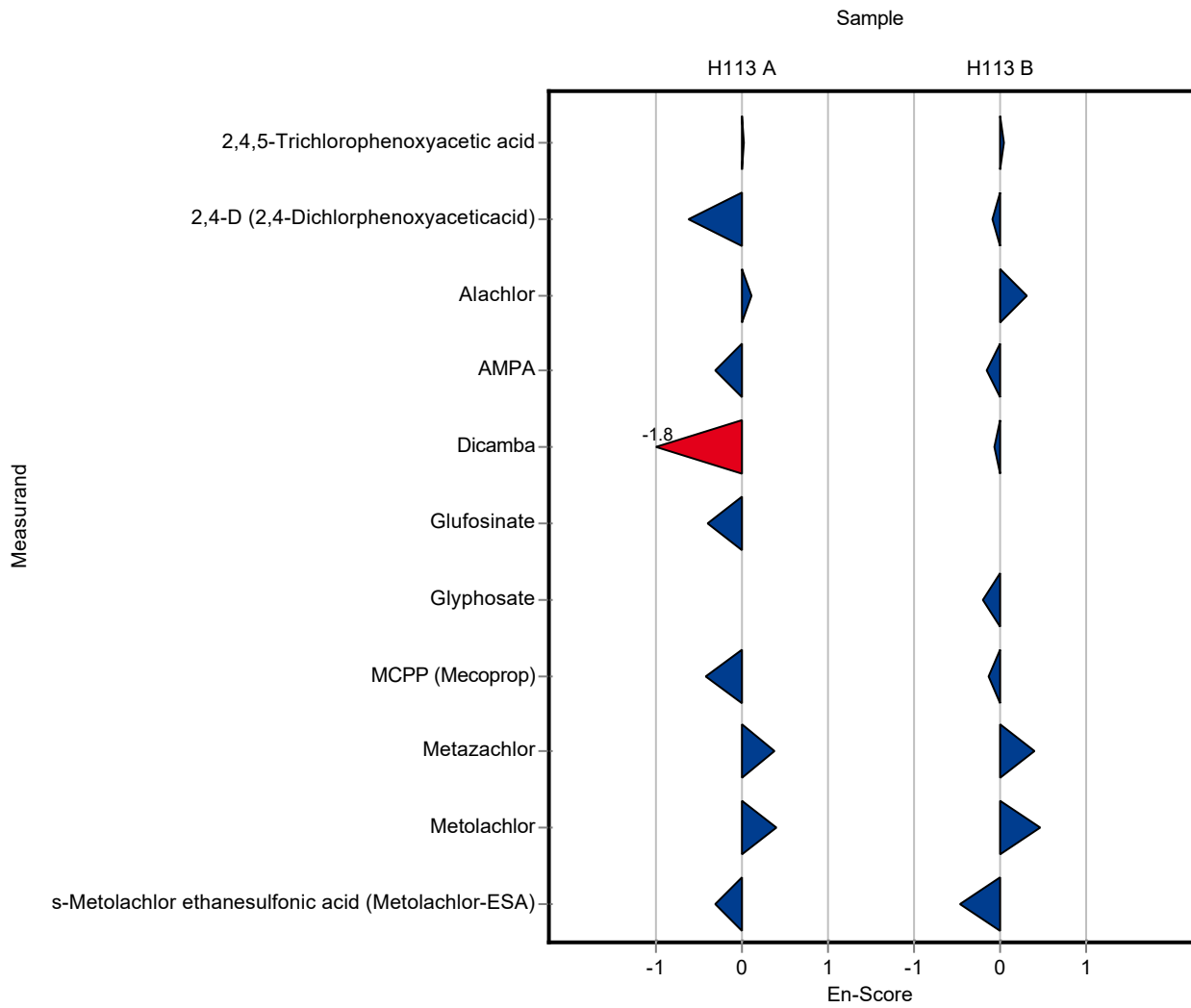
Parameter	Unit	Assigned value ± U (k=2)	Result ± U	Criterion	Recovery [%]	En-Score
2,4,5-Trichlorophenoxyacetic acid	µg/l	0.579 ± 0.0539	0.585 ± 0.257	0.104	101	0.01
2,4-D (2,4-Dichlorphenoxyaceticacid)	µg/l	0.221 ± 0.0163	0.142 ± 0.062	0.031	64.2	-0.63
Alachlor	µg/l	0.379 ± 0.0178	0.42 ± 0.185	0.0455	111	0.11
Alachlor-t-acid (Alachlor-OA)	µg/l	0.155 ± 0.0123	- ± -	0.0232	-	-
Alachlor-t-sulfonic acid (Alachlor-ESA)	µg/l	0.406 ± 0.0301	- ± -	0.0528	-	-
AMPA	µg/l	0.303 ± 0.0248	0.262 ± 0.066	0.0394	86.5	-0.30
Bentazone	µg/l	0.463 ± 0.0225	- ± -	0.0695	-	-
Chlorothalonil Metabolite R611965 (3-carbamyl-2,4,5-trichlorobenzoic acid)	µg/l	0.291 ± 0.0382	- ± -	0.0495	-	-
Chlorothalonil sulfonic acid (Chlorothalonil-ESA)	µg/l	0.678 ± 0.136	- ± -	0.183	-	-
Dicamba	µg/l	0.635 ± 0.0644	0.236 ± 0.104	0.127	37.2	-1.83
Dichlorprop	µg/l	0.741 ± 0.041	- ± -	0.0889	-	-
Dimethachlor Metabolite - CGA 369873	µg/l	- ± -	- ± -	-	-	-
Glufosinate	µg/l	0.189 ± 0.0174	0.166 ± 0.027	0.0643	87.8	-0.41
Glyphosate	µg/l	- ± -	<0.02 (LOQ) ± -	-	-	-
MCPP (Mecoprop)	µg/l	0.146 ± 0.00838	0.107 ± 0.047	0.019	73.1	-0.42
Metazachlor	µg/l	0.199 ± 0.0091	0.3 ± 0.132	0.0239	150	0.38
Metazachlor ethane sulfonic acid (Metazachlor-ESA)	µg/l	0.132 ± 0.011	- ± -	0.025	-	-
Metazachlor oxanilic acid (Metazachlor-OA)	µg/l	0.49 ± 0.0451	- ± -	0.103	-	-
Metolachlor	µg/l	0.283 ± 0.0196	0.44 ± 0.194	0.0424	156	0.40
s-Metolachlor ethanesulfonic acid (Metolachlor-ESA)	µg/l	0.694 ± 0.134	0.535 ± 0.235	0.139	77.1	-0.32
s-Metolachlor oxanilic acid (Metolachlor-OA)	µg/l	0.276 ± 0.0326	- ± -	0.0386	-	-
Chlorothalonil-4-hydroxy	µg/l	- ± -	- ± -	-	-	-
Chlorothalonil Metabolite R471811	µg/l	0.135 ± 0.0209	- ± -	0.0311	-	-

Parameter	Unit	Assigned value ± U (k=2)	Result ± U	Criterion	Recovery [%]	En-Score
Chlorothalonil Metabolite R611968	µg/l	- ± -	- ± -	-	-	-
Chlorothalonil Metabolite SYN507900	µg/l	- ± -	- ± -	-	-	-
Chlorothalonil Metabolite SYN548580	µg/l	- ± -	- ± -	-	-	-
Chlorothalonil Metabolite SYN548581	µg/l	- ± -	- ± -	-	-	-

Sample: H113B

Parameter	Unit	Assigned value ± U (k=2)	Result ± U	Criterion	Recovery [%]	En-Score
2,4,5-Trichlorophenoxyacetic acid	µg/l	0.922 ± 0.0983	0.958 ± 0.422	0.166	104	0.04
2,4-D (2,4-Dichlorphenoxyaceticacid)	µg/l	0.589 ± 0.0333	0.542 ± 0.238	0.0824	92.1	-0.10
Alachlor	µg/l	0.72 ± 0.0559	1 ± 0.44	0.0864	139	0.32
Alachlor-t-acid (Alachlor-OA)	µg/l	0.744 ± 0.0777	- ± -	0.112	-	-
Alachlor-t-sulfonic acid (Alachlor-ESA)	µg/l	0.39 ± 0.0361	- ± -	0.0507	-	-
AMPA	µg/l	0.298 ± 0.0135	0.278 ± 0.069	0.0388	93.1	-0.15
Bentazone	µg/l	0.483 ± 0.0234	- ± -	0.0724	-	-
Chlorothalonil Metabolite R611965 (3-carbamyl-2,4,5-trichlorobenzoic acid)	µg/l	0.305 ± 0.0342	- ± -	0.0457	-	-
Chlorothalonil sulfonic acid (Chlorothalonil-ESA)	µg/l	0.333 ± 0.0423	- ± -	0.0567	-	-
Dicamba	µg/l	0.235 ± 0.00669	0.224 ± 0.099	0.0469	95.5	-0.05
Dichlorprop	µg/l	0.36 ± 0.0208	- ± -	0.0432	-	-
Dimethachlor Metabolite - CGA 369873	µg/l	0.369 ± 0.0435	- ± -	0.0776	-	-
Glufosinate	µg/l	- ± -	0.345 ± 0.055	-	-	-
Glyphosate	µg/l	0.739 ± 0.0169	0.692 ± 0.125	0.148	93.7	-0.19
MCPP (Mecoprop)	µg/l	0.138 ± 0.00484	0.125 ± 0.055	0.018	90.3	-0.12
Metazachlor	µg/l	0.439 ± 0.0168	0.688 ± 0.303	0.0527	157	0.41
Metazachlor ethane sulfonic acid (Metazachlor-ESA)	µg/l	0.291 ± 0.0291	- ± -	0.0553	-	-

Parameter	Unit	Assigned value ± U (k=2)	Result ± U	Criterion Recovery [%]	En-Score
Metazachlor oxanilic acid (Metazachlor-OA)	µg/l	0.232 ± 0.039	- ± -	0.0486	-
Metolachlor	µg/l	0.814 ± 0.0297	1.38 ± 0.607	0.122	170
s-Metolachlor ethanesulfonic acid (Metolachlor-ESA)	µg/l	0.196 ± 0.0331	0.138 ± 0.061	0.0391	70.6
s-Metolachlor oxanilic acid (Metolachlor-OA)	µg/l	0.642 ± 0.131	- ± -	0.0898	-
Chlorothalonil-4-hydroxy	µg/l	- ± -	- ± -	-	-
Chlorothalonil Metabolite R471811	µg/l	0.739 ± 0.0459	- ± -	0.065	-
Chlorothalonil Metabolite R611968	µg/l	- ± -	- ± -	-	-
Chlorothalonil Metabolite SYN507900	µg/l	- ± -	- ± -	-	-
Chlorothalonil Metabolite SYN548580	µg/l	- ± -	- ± -	-	-
Chlorothalonil Metabolite SYN548581	µg/l	- ± -	- ± -	-	-



Sample: H113A

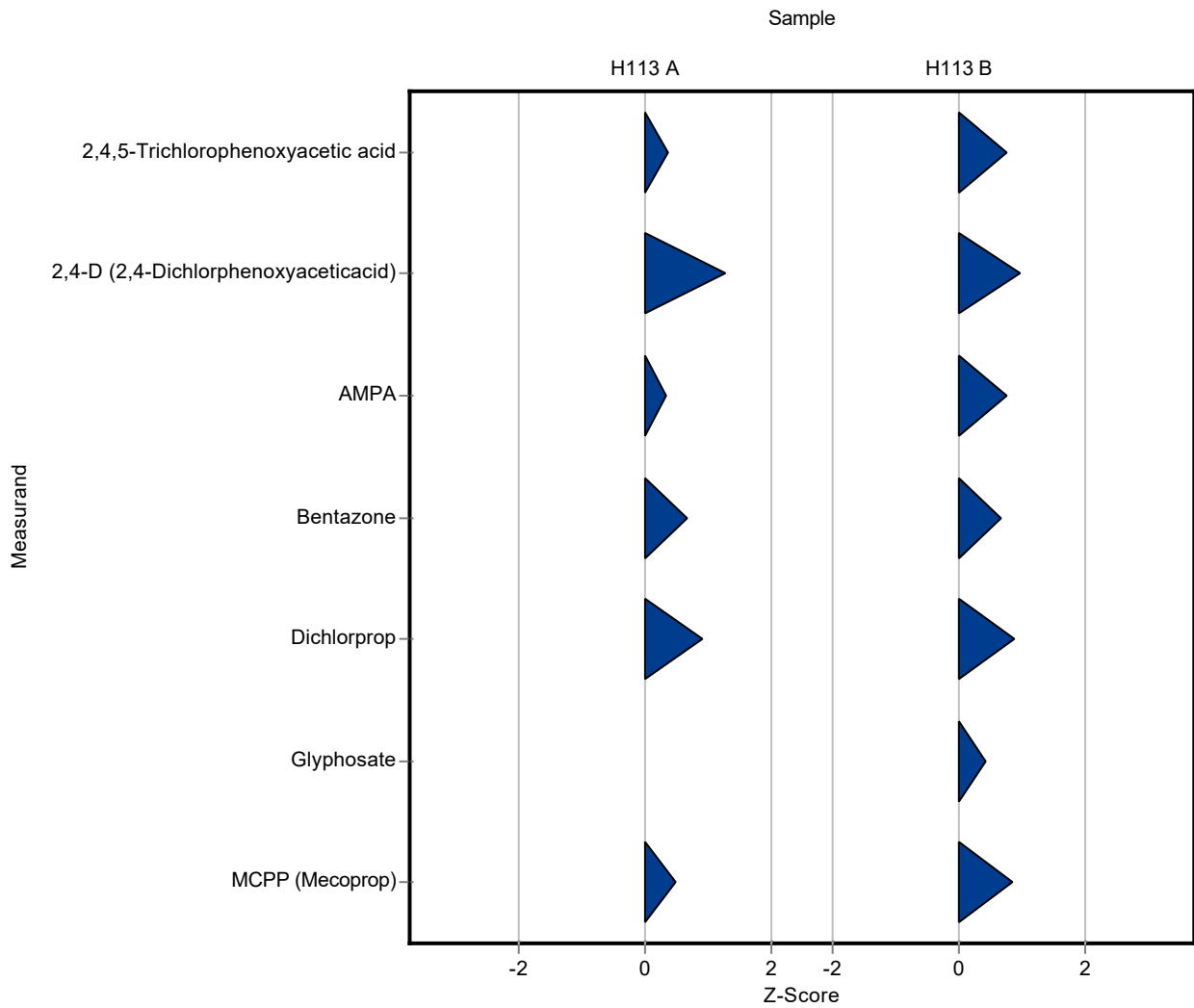
Parameter	Unit	Assigned value ± U (k=2)	Result ± U	Criterion	Recovery [%]	z-Score
2,4,5-Trichlorophenoxyacetic acid	µg/l	0.579 ± 0.0539	0.618 ± 0.119	0.104	107	0.37
2,4-D (2,4-Dichlorphenoxyaceticacid)	µg/l	0.221 ± 0.0163	0.261 ± 0.021	0.031	118	1.28
Alachlor	µg/l	0.379 ± 0.0178	- ± -	0.0455	-	-
Alachlor-t-acid (Alachlor-OA)	µg/l	0.155 ± 0.0123	- ± -	0.0232	-	-
Alachlor-t-sulfonic acid (Alachlor-ESA)	µg/l	0.406 ± 0.0301	- ± -	0.0528	-	-
AMPA	µg/l	0.303 ± 0.0248	0.316 ± 0.125	0.0394	104	0.33
Bentazone	µg/l	0.463 ± 0.0225	0.509 ± 0.056	0.0695	110	0.66
Chlorothalonil Metabolite R611965 (3-carbamyl-2,4,5-trichlorobenzoic acid)	µg/l	0.291 ± 0.0382	- ± -	0.0495	-	-
Chlorothalonil sulfonic acid (Chlorothalonil-ESA)	µg/l	0.678 ± 0.136	- ± -	0.183	-	-
Dicamba	µg/l	0.635 ± 0.0644	- ± -	0.127	-	-
Dichlorprop	µg/l	0.741 ± 0.041	0.821 ± 0.083	0.0889	111	0.90
Dimethachlor Metabolite - CGA 369873	µg/l	- ± -	- ± -	-	-	-
Glufosinate	µg/l	0.189 ± 0.0174	- ± -	0.0643	-	-
Glyphosate	µg/l	- ± -	<0.025 (LOQ) ± -	-	-	-
MCPP (Mecoprop)	µg/l	0.146 ± 0.00838	0.156 ± 0.016	0.019	107	0.50
Metazachlor	µg/l	0.199 ± 0.0091	- ± -	0.0239	-	-
Metazachlor ethane sulfonic acid (Metazachlor-ESA)	µg/l	0.132 ± 0.011	- ± -	0.025	-	-
Metazachlor oxanilic acid (Metazachlor-OA)	µg/l	0.49 ± 0.0451	- ± -	0.103	-	-
Metolachlor	µg/l	0.283 ± 0.0196	- ± -	0.0424	-	-
s-Metolachlor ethanesulfonic acid (Metolachlor-ESA)	µg/l	0.694 ± 0.134	- ± -	0.139	-	-
s-Metolachlor oxanilic acid (Metolachlor-OA)	µg/l	0.276 ± 0.0326	- ± -	0.0386	-	-
Chlorothalonil-4-hydroxy	µg/l	- ± -	- ± -	-	-	-
Chlorothalonil Metabolite R471811	µg/l	0.135 ± 0.0209	- ± -	0.0311	-	-

Parameter	Unit	Assigned value ± U (k=2)	Result ± U	Criterion	Recovery [%]	z-Score
Chlorothalonil Metabolite R611968	µg/l	- ± -	- ± -	-	-	-
Chlorothalonil Metabolite SYN507900	µg/l	- ± -	- ± -	-	-	-
Chlorothalonil Metabolite SYN548580	µg/l	- ± -	- ± -	-	-	-
Chlorothalonil Metabolite SYN548581	µg/l	- ± -	- ± -	-	-	-

Sample: H113B

Parameter	Unit	Assigned value ± U (k=2)	Result ± U	Criterion	Recovery [%]	z-Score
2,4,5-Trichlorophenoxyacetic acid	µg/l	0.922 ± 0.0983	1.048 ± 0.203	0.166	114	0.76
2,4-D (2,4-Dichlorphenoxyaceticacid)	µg/l	0.589 ± 0.0333	0.67 ± 0.054	0.0824	114	0.99
Alachlor	µg/l	0.72 ± 0.0559	- ± -	0.0864	-	-
Alachlor-t-acid (Alachlor-OA)	µg/l	0.744 ± 0.0777	- ± -	0.112	-	-
Alachlor-t-sulfonic acid (Alachlor-ESA)	µg/l	0.39 ± 0.0361	- ± -	0.0507	-	-
AMPA	µg/l	0.298 ± 0.0135	0.328 ± 0.131	0.0388	110	0.76
Bentazone	µg/l	0.483 ± 0.0234	0.531 ± 0.059	0.0724	110	0.66
Chlorothalonil Metabolite R611965 (3-carbamyl-2,4,5-trichlorobenzoic acid)	µg/l	0.305 ± 0.0342	- ± -	0.0457	-	-
Chlorothalonil sulfonic acid (Chlorothalonil-ESA)	µg/l	0.333 ± 0.0423	- ± -	0.0567	-	-
Dicamba	µg/l	0.235 ± 0.00669	- ± -	0.0469	-	-
Dichlorprop	µg/l	0.36 ± 0.0208	0.398 ± 0.04	0.0432	111	0.88
Dimethachlor Metabolite - CGA 369873	µg/l	0.369 ± 0.0435	- ± -	0.0776	-	-
Glufosinate	µg/l	- ± -	- ± -	-	-	-
Glyphosate	µg/l	0.739 ± 0.0169	0.804 ± 0.201	0.148	109	0.44
MCPP (Mecoprop)	µg/l	0.138 ± 0.00484	0.154 ± 0.016	0.018	111	0.87
Metazachlor	µg/l	0.439 ± 0.0168	- ± -	0.0527	-	-
Metazachlor ethane sulfonic acid (Metazachlor-ESA)	µg/l	0.291 ± 0.0291	- ± -	0.0553	-	-
Metazachlor oxanilic acid	µg/l	0.232 ± 0.039	- ± -	0.0486	-	-

Parameter	Unit	Assigned value ± U (k=2)	Result ± U	Criterion Recovery [%]	z-Score
(Metazachlor-OA)					
Metolachlor	µg/l	0.814 ± 0.0297	- ± -	0.122	-
s-Metolachlor ethanesulfonic acid (Metolachlor-ESA)	µg/l	0.196 ± 0.0331	- ± -	0.0391	-
s-Metolachlor oxanilic acid (Metolachlor-OA)	µg/l	0.642 ± 0.131	- ± -	0.0898	-
Chlorothalonil-4-hydroxy	µg/l	- ± -	- ± -	-	-
Chlorothalonil Metabolite R471811	µg/l	0.739 ± 0.0459	- ± -	0.065	-
Chlorothalonil Metabolite R611968	µg/l	- ± -	- ± -	-	-
Chlorothalonil Metabolite SYN507900	µg/l	- ± -	- ± -	-	-
Chlorothalonil Metabolite SYN548580	µg/l	- ± -	- ± -	-	-
Chlorothalonil Metabolite SYN548581	µg/l	- ± -	- ± -	-	-



Sample: H113A

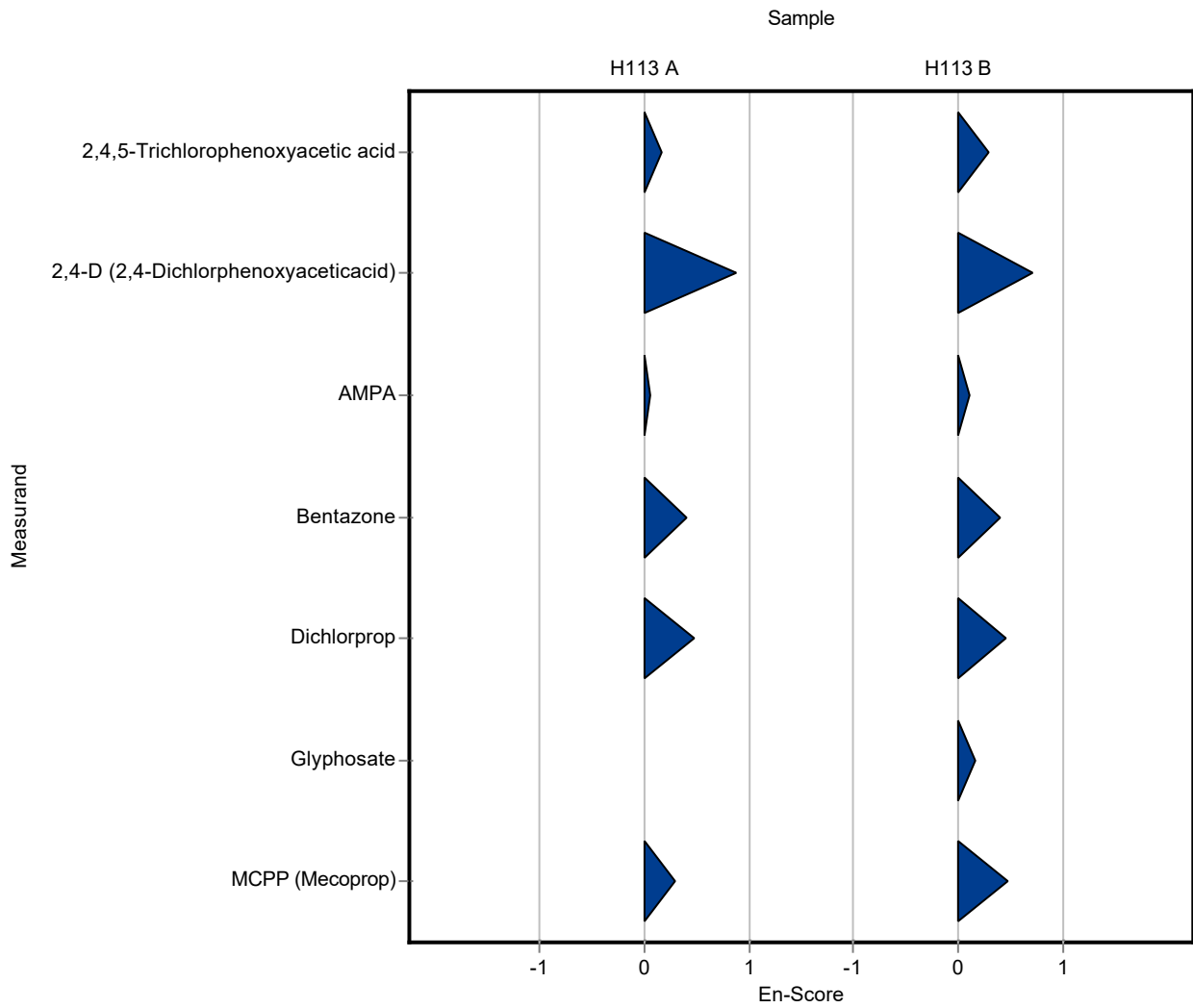
Parameter	Unit	Assigned value ± U (k=2)	Result ± U	Criterion	Recovery [%]	En-Score
2,4,5-Trichlorophenoxyacetic acid	µg/l	0.579 ± 0.0539	0.618 ± 0.119	0.104	107	0.16
2,4-D (2,4-Dichlorphenoxyaceticacid)	µg/l	0.221 ± 0.0163	0.261 ± 0.021	0.031	118	0.88
Alachlor	µg/l	0.379 ± 0.0178	- ± -	0.0455	-	-
Alachlor-t-acid (Alachlor-OA)	µg/l	0.155 ± 0.0123	- ± -	0.0232	-	-
Alachlor-t-sulfonic acid (Alachlor-ESA)	µg/l	0.406 ± 0.0301	- ± -	0.0528	-	-
AMPA	µg/l	0.303 ± 0.0248	0.316 ± 0.125	0.0394	104	0.05
Bentazone	µg/l	0.463 ± 0.0225	0.509 ± 0.056	0.0695	110	0.40
Chlorothalonil Metabolite R611965 (3-carbamyl-2,4,5-trichlorobenzoic acid)	µg/l	0.291 ± 0.0382	- ± -	0.0495	-	-
Chlorothalonil sulfonic acid (Chlorothalonil-ESA)	µg/l	0.678 ± 0.136	- ± -	0.183	-	-
Dicamba	µg/l	0.635 ± 0.0644	- ± -	0.127	-	-
Dichlorprop	µg/l	0.741 ± 0.041	0.821 ± 0.083	0.0889	111	0.47
Dimethachlor Metabolite - CGA 369873	µg/l	- ± -	- ± -	-	-	-
Glufosinate	µg/l	0.189 ± 0.0174	- ± -	0.0643	-	-
Glyphosate	µg/l	- ± -	<0.025 (LOQ) ± -	-	-	-
MCPP (Mecoprop)	µg/l	0.146 ± 0.00838	0.156 ± 0.016	0.019	107	0.29
Metazachlor	µg/l	0.199 ± 0.0091	- ± -	0.0239	-	-
Metazachlor ethane sulfonic acid (Metazachlor-ESA)	µg/l	0.132 ± 0.011	- ± -	0.025	-	-
Metazachlor oxanilic acid (Metazachlor-OA)	µg/l	0.49 ± 0.0451	- ± -	0.103	-	-
Metolachlor	µg/l	0.283 ± 0.0196	- ± -	0.0424	-	-
s-Metolachlor ethanesulfonic acid (Metolachlor-ESA)	µg/l	0.694 ± 0.134	- ± -	0.139	-	-
s-Metolachlor oxanilic acid (Metolachlor-OA)	µg/l	0.276 ± 0.0326	- ± -	0.0386	-	-
Chlorothalonil-4-hydroxy	µg/l	- ± -	- ± -	-	-	-
Chlorothalonil Metabolite R471811	µg/l	0.135 ± 0.0209	- ± -	0.0311	-	-

Parameter	Unit	Assigned value ± U (k=2)	Result ± U	Criterion	Recovery [%]	En-Score
Chlorothalonil Metabolite R611968	µg/l	- ± -	- ± -	-	-	-
Chlorothalonil Metabolite SYN507900	µg/l	- ± -	- ± -	-	-	-
Chlorothalonil Metabolite SYN548580	µg/l	- ± -	- ± -	-	-	-
Chlorothalonil Metabolite SYN548581	µg/l	- ± -	- ± -	-	-	-

Sample: H113B

Parameter	Unit	Assigned value ± U (k=2)	Result ± U	Criterion	Recovery [%]	En-Score
2,4,5-Trichlorophenoxyacetic acid	µg/l	0.922 ± 0.0983	1.048 ± 0.203	0.166	114	0.30
2,4-D (2,4-Dichlorphenoxyaceticacid)	µg/l	0.589 ± 0.0333	0.67 ± 0.054	0.0824	114	0.72
Alachlor	µg/l	0.72 ± 0.0559	- ± -	0.0864	-	-
Alachlor-t-acid (Alachlor-OA)	µg/l	0.744 ± 0.0777	- ± -	0.112	-	-
Alachlor-t-sulfonic acid (Alachlor-ESA)	µg/l	0.39 ± 0.0361	- ± -	0.0507	-	-
AMPA	µg/l	0.298 ± 0.0135	0.328 ± 0.131	0.0388	110	0.11
Bentazone	µg/l	0.483 ± 0.0234	0.531 ± 0.059	0.0724	110	0.40
Chlorothalonil Metabolite R611965 (3-carbamyl-2,4,5-trichlorobenzoic acid)	µg/l	0.305 ± 0.0342	- ± -	0.0457	-	-
Chlorothalonil sulfonic acid (Chlorothalonil-ESA)	µg/l	0.333 ± 0.0423	- ± -	0.0567	-	-
Dicamba	µg/l	0.235 ± 0.00669	- ± -	0.0469	-	-
Dichlorprop	µg/l	0.36 ± 0.0208	0.398 ± 0.04	0.0432	111	0.46
Dimethachlor Metabolite - CGA 369873	µg/l	0.369 ± 0.0435	- ± -	0.0776	-	-
Glufosinate	µg/l	- ± -	- ± -	-	-	-
Glyphosate	µg/l	0.739 ± 0.0169	0.804 ± 0.201	0.148	109	0.16
MCPP (Mecoprop)	µg/l	0.138 ± 0.00484	0.154 ± 0.016	0.018	111	0.48
Metazachlor	µg/l	0.439 ± 0.0168	- ± -	0.0527	-	-
Metazachlor ethane sulfonic acid (Metazachlor-ESA)	µg/l	0.291 ± 0.0291	- ± -	0.0553	-	-

Parameter	Unit	Assigned value ± U (k=2)	Result ± U	Criterion Recovery [%]	En-Score
Metazachlor oxanilic acid (Metazachlor-OA)	µg/l	0.232 ± 0.039	- ± -	0.0486	-
Metolachlor	µg/l	0.814 ± 0.0297	- ± -	0.122	-
s-Metolachlor ethanesulfonic acid (Metolachlor-ESA)	µg/l	0.196 ± 0.0331	- ± -	0.0391	-
s-Metolachlor oxanilic acid (Metolachlor-OA)	µg/l	0.642 ± 0.131	- ± -	0.0898	-
Chlorothalonil-4-hydroxy	µg/l	- ± -	- ± -	-	-
Chlorothalonil Metabolite R471811	µg/l	0.739 ± 0.0459	- ± -	0.065	-
Chlorothalonil Metabolite R611968	µg/l	- ± -	- ± -	-	-
Chlorothalonil Metabolite SYN507900	µg/l	- ± -	- ± -	-	-
Chlorothalonil Metabolite SYN548580	µg/l	- ± -	- ± -	-	-
Chlorothalonil Metabolite SYN548581	µg/l	- ± -	- ± -	-	-



Sample: H113A

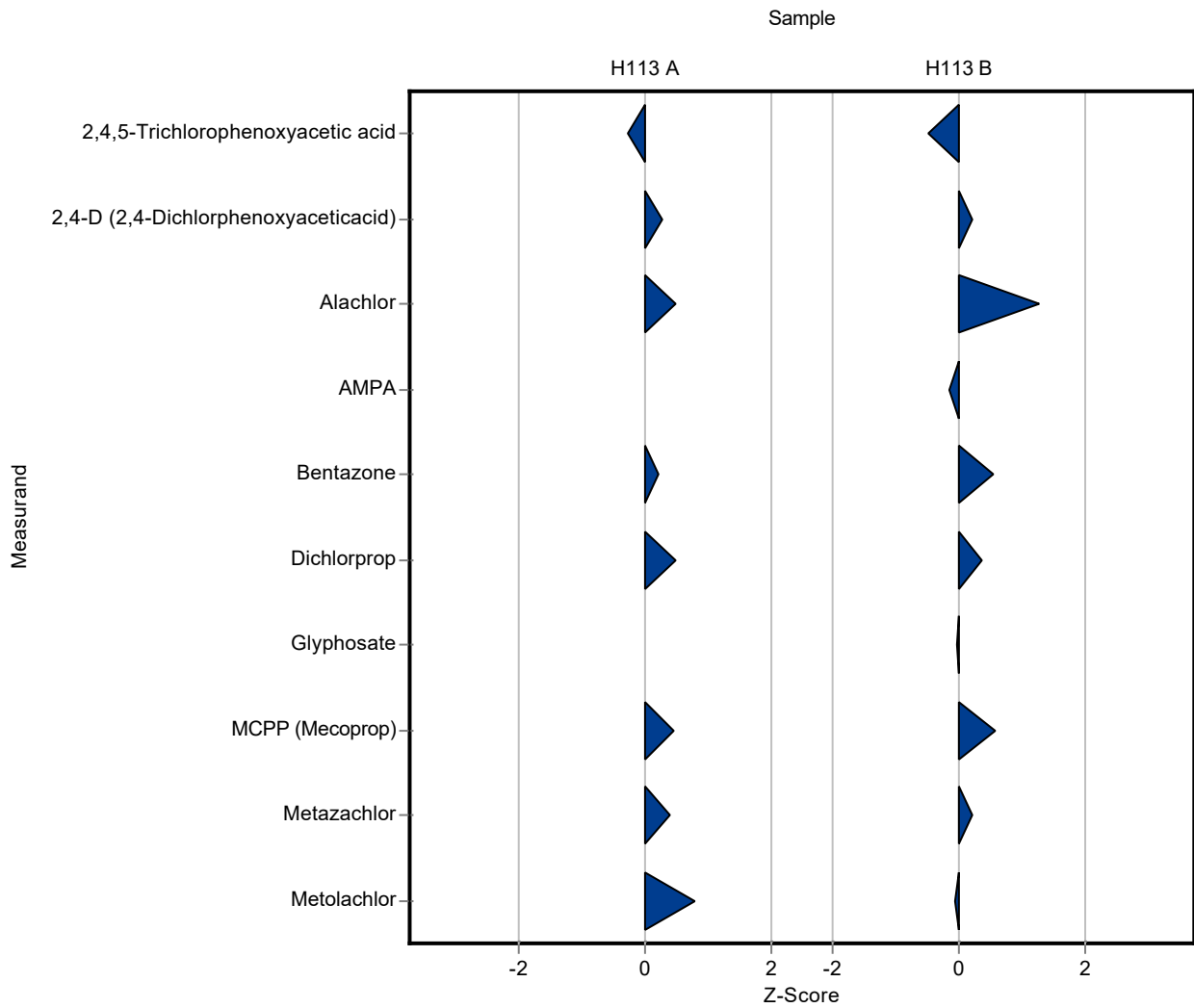
Parameter	Unit	Assigned value ± U (k=2)	Result ± U	Criterion	Recovery [%]	z-Score
2,4,5-Trichlorophenoxyacetic acid	µg/l	0.579 ± 0.0539	0.552 ± 0.0691	0.104	95.3	-0.26
2,4-D (2,4-Dichlorophenoxyacetic acid)	µg/l	0.221 ± 0.0163	0.23 ± 0.0288	0.031	104	0.28
Alachlor	µg/l	0.379 ± 0.0178	0.401 ± 0.04	0.0455	106	0.47
Alachlor-t-acid (Alachlor-OA)	µg/l	0.155 ± 0.0123	- ± -	0.0232	-	-
Alachlor-t-sulfonic acid (Alachlor-ESA)	µg/l	0.406 ± 0.0301	- ± -	0.0528	-	-
AMPA	µg/l	0.303 ± 0.0248	<0.05 (LOQ) ± -	0.0394	-	-
Bentazone	µg/l	0.463 ± 0.0225	0.479 ± 0.0719	0.0695	103	0.23
Chlorothalonil Metabolite R611965 (3-carbamyl-2,4,5-trichlorobenzoic acid)	µg/l	0.291 ± 0.0382	- ± -	0.0495	-	-
Chlorothalonil sulfonic acid (Chlorothalonil-ESA)	µg/l	0.678 ± 0.136	- ± -	0.183	-	-
Dicamba	µg/l	0.635 ± 0.0644	- ± -	0.127	-	-
Dichlorprop	µg/l	0.741 ± 0.041	0.785 ± 0.0981	0.0889	106	0.50
Dimethachlor Metabolite - CGA 369873	µg/l	- ± -	- ± -	-	-	-
Glufosinate	µg/l	0.189 ± 0.0174	- ± -	0.0643	-	-
Glyphosate	µg/l	- ± -	<0.05 (LOQ) ± -	-	-	-
MCPP (Mecoprop)	µg/l	0.146 ± 0.00838	0.155 ± 0.0232	0.019	106	0.45
Metazachlor	µg/l	0.199 ± 0.0091	0.209 ± 0.0262	0.0239	105	0.40
Metazachlor ethane sulfonic acid (Metazachlor-ESA)	µg/l	0.132 ± 0.011	- ± -	0.025	-	-
Metazachlor oxanilic acid (Metazachlor-OA)	µg/l	0.49 ± 0.0451	- ± -	0.103	-	-
Metolachlor	µg/l	0.283 ± 0.0196	0.317 ± 0.0396	0.0424	112	0.80
s-Metolachlor ethanesulfonic acid (Metolachlor-ESA)	µg/l	0.694 ± 0.134	- ± -	0.139	-	-
s-Metolachlor oxanilic acid (Metolachlor-OA)	µg/l	0.276 ± 0.0326	- ± -	0.0386	-	-
Chlorothalonil-4-hydroxy	µg/l	- ± -	- ± -	-	-	-
Chlorothalonil Metabolite R471811	µg/l	0.135 ± 0.0209	- ± -	0.0311	-	-

Parameter	Unit	Assigned value ± U (k=2)	Result ± U	Criterion	Recovery [%]	z-Score
Chlorothalonil Metabolite R611968	µg/l	- ± -	- ± -	-	-	-
Chlorothalonil Metabolite SYN507900	µg/l	- ± -	- ± -	-	-	-
Chlorothalonil Metabolite SYN548580	µg/l	- ± -	- ± -	-	-	-
Chlorothalonil Metabolite SYN548581	µg/l	- ± -	- ± -	-	-	-

Sample: H113B

Parameter	Unit	Assigned value ± U (k=2)	Result ± U	Criterion	Recovery [%]	z-Score
2,4,5-Trichlorophenoxyacetic acid	µg/l	0.922 ± 0.0983	0.839 ± 0.105	0.166	91	-0.50
2,4-D (2,4-Dichlorphenoxyaceticacid)	µg/l	0.589 ± 0.0333	0.605 ± 0.0756	0.0824	103	0.20
Alachlor	µg/l	0.72 ± 0.0559	0.83 ± 0.083	0.0864	115	1.27
Alachlor-t-acid (Alachlor-OA)	µg/l	0.744 ± 0.0777	- ± -	0.112	-	-
Alachlor-t-sulfonic acid (Alachlor-ESA)	µg/l	0.39 ± 0.0361	- ± -	0.0507	-	-
AMPA	µg/l	0.298 ± 0.0135	0.292 ± 0.0365	0.0388	97.8	-0.17
Bentazone	µg/l	0.483 ± 0.0234	0.523 ± 0.0785	0.0724	108	0.55
Chlorothalonil Metabolite R611965 (3-carbamyl-2,4,5-trichlorobenzoic acid)	µg/l	0.305 ± 0.0342	- ± -	0.0457	-	-
Chlorothalonil sulfonic acid (Chlorothalonil-ESA)	µg/l	0.333 ± 0.0423	- ± -	0.0567	-	-
Dicamba	µg/l	0.235 ± 0.00669	- ± -	0.0469	-	-
Dichlorprop	µg/l	0.36 ± 0.0208	0.376 ± 0.0471	0.0432	104	0.37
Dimethachlor Metabolite - CGA 369873	µg/l	0.369 ± 0.0435	- ± -	0.0776	-	-
Glufosinate	µg/l	- ± -	- ± -	-	-	-
Glyphosate	µg/l	0.739 ± 0.0169	0.736 ± 0.092	0.148	99.6	-0.02
MCPP (Mecoprop)	µg/l	0.138 ± 0.00484	0.149 ± 0.0223	0.018	108	0.59
Metazachlor	µg/l	0.439 ± 0.0168	0.45 ± 0.0562	0.0527	102	0.20
Metazachlor ethane sulfonic acid (Metazachlor-ESA)	µg/l	0.291 ± 0.0291	- ± -	0.0553	-	-
Metazachlor oxanilic acid	µg/l	0.232 ± 0.039	- ± -	0.0486	-	-

Parameter	Unit	Assigned value ± U (k=2)	Result ± U	Criterion	Recovery [%]	z-Score
(Metazachlor-OA)						
Metolachlor	µg/l	0.814 ± 0.0297	0.808 ± 0.101	0.122	99.3	-0.05
s-Metolachlor ethanesulfonic acid (Metolachlor-ESA)	µg/l	0.196 ± 0.0331	- ± -	0.0391	-	-
s-Metolachlor oxanilic acid (Metolachlor-OA)	µg/l	0.642 ± 0.131	- ± -	0.0898	-	-
Chlorothalonil-4-hydroxy	µg/l	- ± -	- ± -	-	-	-
Chlorothalonil Metabolite R471811	µg/l	0.739 ± 0.0459	- ± -	0.065	-	-
Chlorothalonil Metabolite R611968	µg/l	- ± -	- ± -	-	-	-
Chlorothalonil Metabolite SYN507900	µg/l	- ± -	- ± -	-	-	-
Chlorothalonil Metabolite SYN548580	µg/l	- ± -	- ± -	-	-	-
Chlorothalonil Metabolite SYN548581	µg/l	- ± -	- ± -	-	-	-



Sample: H113A

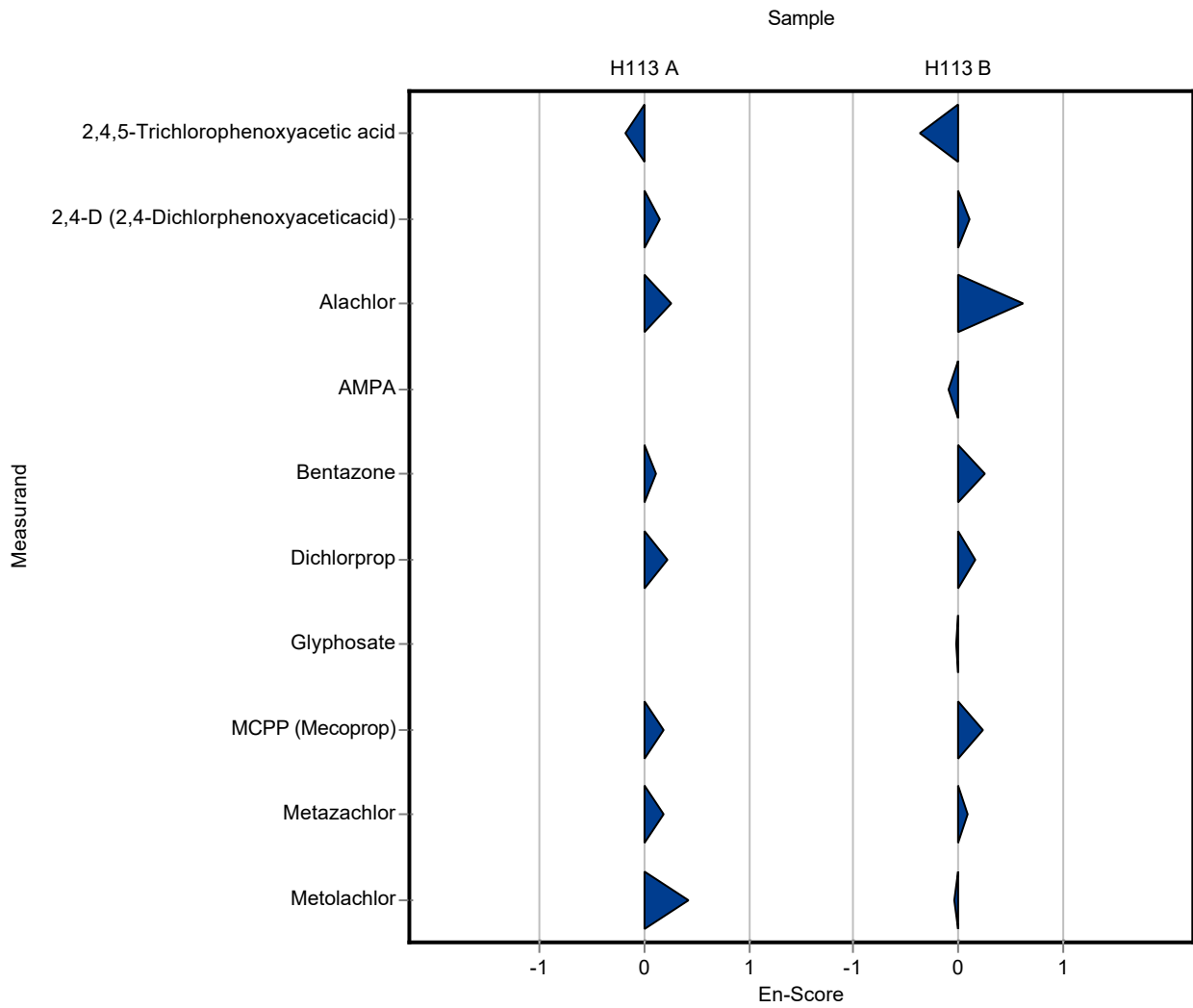
Parameter	Unit	Assigned value ± U (k=2)	Result ± U	Criterion	Recovery [%]	En-Score
2,4,5-Trichlorophenoxyacetic acid	µg/l	0.579 ± 0.0539	0.552 ± 0.0691	0.104	95.3	-0.18
2,4-D (2,4-Dichlorphenoxyaceticacid)	µg/l	0.221 ± 0.0163	0.23 ± 0.0288	0.031	104	0.15
Alachlor	µg/l	0.379 ± 0.0178	0.401 ± 0.04	0.0455	106	0.26
Alachlor-t-acid (Alachlor-OA)	µg/l	0.155 ± 0.0123	- ± -	0.0232	-	-
Alachlor-t-sulfonic acid (Alachlor-ESA)	µg/l	0.406 ± 0.0301	- ± -	0.0528	-	-
AMPA	µg/l	0.303 ± 0.0248	<0.05 (LOQ) ± -	0.0394	-	-
Bentazone	µg/l	0.463 ± 0.0225	0.479 ± 0.0719	0.0695	103	0.11
Chlorothalonil Metabolite R611965 (3-carbamyl-2,4,5-trichlorobenzoic acid)	µg/l	0.291 ± 0.0382	- ± -	0.0495	-	-
Chlorothalonil sulfonic acid (Chlorothalonil-ESA)	µg/l	0.678 ± 0.136	- ± -	0.183	-	-
Dicamba	µg/l	0.635 ± 0.0644	- ± -	0.127	-	-
Dichlorprop	µg/l	0.741 ± 0.041	0.785 ± 0.0981	0.0889	106	0.22
Dimethachlor Metabolite - CGA 369873	µg/l	- ± -	- ± -	-	-	-
Glufosinate	µg/l	0.189 ± 0.0174	- ± -	0.0643	-	-
Glyphosate	µg/l	- ± -	<0.05 (LOQ) ± -	-	-	-
MCPP (Mecoprop)	µg/l	0.146 ± 0.00838	0.155 ± 0.0232	0.019	106	0.18
Metazachlor	µg/l	0.199 ± 0.0091	0.209 ± 0.0262	0.0239	105	0.18
Metazachlor ethane sulfonic acid (Metazachlor-ESA)	µg/l	0.132 ± 0.011	- ± -	0.025	-	-
Metazachlor oxanilic acid (Metazachlor-OA)	µg/l	0.49 ± 0.0451	- ± -	0.103	-	-
Metolachlor	µg/l	0.283 ± 0.0196	0.317 ± 0.0396	0.0424	112	0.42
s-Metolachlor ethanesulfonic acid (Metolachlor-ESA)	µg/l	0.694 ± 0.134	- ± -	0.139	-	-
s-Metolachlor oxanilic acid (Metolachlor-OA)	µg/l	0.276 ± 0.0326	- ± -	0.0386	-	-
Chlorothalonil-4-hydroxy	µg/l	- ± -	- ± -	-	-	-
Chlorothalonil Metabolite R471811	µg/l	0.135 ± 0.0209	- ± -	0.0311	-	-

Parameter	Unit	Assigned value ± U (k=2)	Result ± U	Criterion	Recovery [%]	En-Score
Chlorothalonil Metabolite R611968	µg/l	- ± -	- ± -	-	-	-
Chlorothalonil Metabolite SYN507900	µg/l	- ± -	- ± -	-	-	-
Chlorothalonil Metabolite SYN548580	µg/l	- ± -	- ± -	-	-	-
Chlorothalonil Metabolite SYN548581	µg/l	- ± -	- ± -	-	-	-

Sample: H113B

Parameter	Unit	Assigned value ± U (k=2)	Result ± U	Criterion	Recovery [%]	En-Score
2,4,5-Trichlorophenoxyacetic acid	µg/l	0.922 ± 0.0983	0.839 ± 0.105	0.166	91	-0.36
2,4-D (2,4-Dichlorphenoxyaceticacid)	µg/l	0.589 ± 0.0333	0.605 ± 0.0756	0.0824	103	0.11
Alachlor	µg/l	0.72 ± 0.0559	0.83 ± 0.083	0.0864	115	0.63
Alachlor-t-acid (Alachlor-OA)	µg/l	0.744 ± 0.0777	- ± -	0.112	-	-
Alachlor-t-sulfonic acid (Alachlor-ESA)	µg/l	0.39 ± 0.0361	- ± -	0.0507	-	-
AMPA	µg/l	0.298 ± 0.0135	0.292 ± 0.0365	0.0388	97.8	-0.09
Bentazone	µg/l	0.483 ± 0.0234	0.523 ± 0.0785	0.0724	108	0.25
Chlorothalonil Metabolite R611965 (3-carbamyl-2,4,5-trichlorobenzoic acid)	µg/l	0.305 ± 0.0342	- ± -	0.0457	-	-
Chlorothalonil sulfonic acid (Chlorothalonil-ESA)	µg/l	0.333 ± 0.0423	- ± -	0.0567	-	-
Dicamba	µg/l	0.235 ± 0.00669	- ± -	0.0469	-	-
Dichlorprop	µg/l	0.36 ± 0.0208	0.376 ± 0.0471	0.0432	104	0.17
Dimethachlor Metabolite - CGA 369873	µg/l	0.369 ± 0.0435	- ± -	0.0776	-	-
Glufosinate	µg/l	- ± -	- ± -	-	-	-
Glyphosate	µg/l	0.739 ± 0.0169	0.736 ± 0.092	0.148	99.6	-0.02
MCPP (Mecoprop)	µg/l	0.138 ± 0.00484	0.149 ± 0.0223	0.018	108	0.24
Metazachlor	µg/l	0.439 ± 0.0168	0.45 ± 0.0562	0.0527	102	0.09
Metazachlor ethane sulfonic acid (Metazachlor-ESA)	µg/l	0.291 ± 0.0291	- ± -	0.0553	-	-

Parameter	Unit	Assigned value ± U (k=2)	Result ± U	Criterion Recovery [%]	En-Score
Metazachlor oxanilic acid (Metazachlor-OA)	µg/l	0.232 ± 0.039	- ± -	0.0486	-
Metolachlor	µg/l	0.814 ± 0.0297	0.808 ± 0.101	0.122	99.3 -0.03
s-Metolachlor ethanesulfonic acid (Metolachlor-ESA)	µg/l	0.196 ± 0.0331	- ± -	0.0391	-
s-Metolachlor oxanilic acid (Metolachlor-OA)	µg/l	0.642 ± 0.131	- ± -	0.0898	-
Chlorothalonil-4-hydroxy	µg/l	- ± -	- ± -	-	-
Chlorothalonil Metabolite R471811	µg/l	0.739 ± 0.0459	- ± -	0.065	-
Chlorothalonil Metabolite R611968	µg/l	- ± -	- ± -	-	-
Chlorothalonil Metabolite SYN507900	µg/l	- ± -	- ± -	-	-
Chlorothalonil Metabolite SYN548580	µg/l	- ± -	- ± -	-	-
Chlorothalonil Metabolite SYN548581	µg/l	- ± -	- ± -	-	-



Sample: H113A

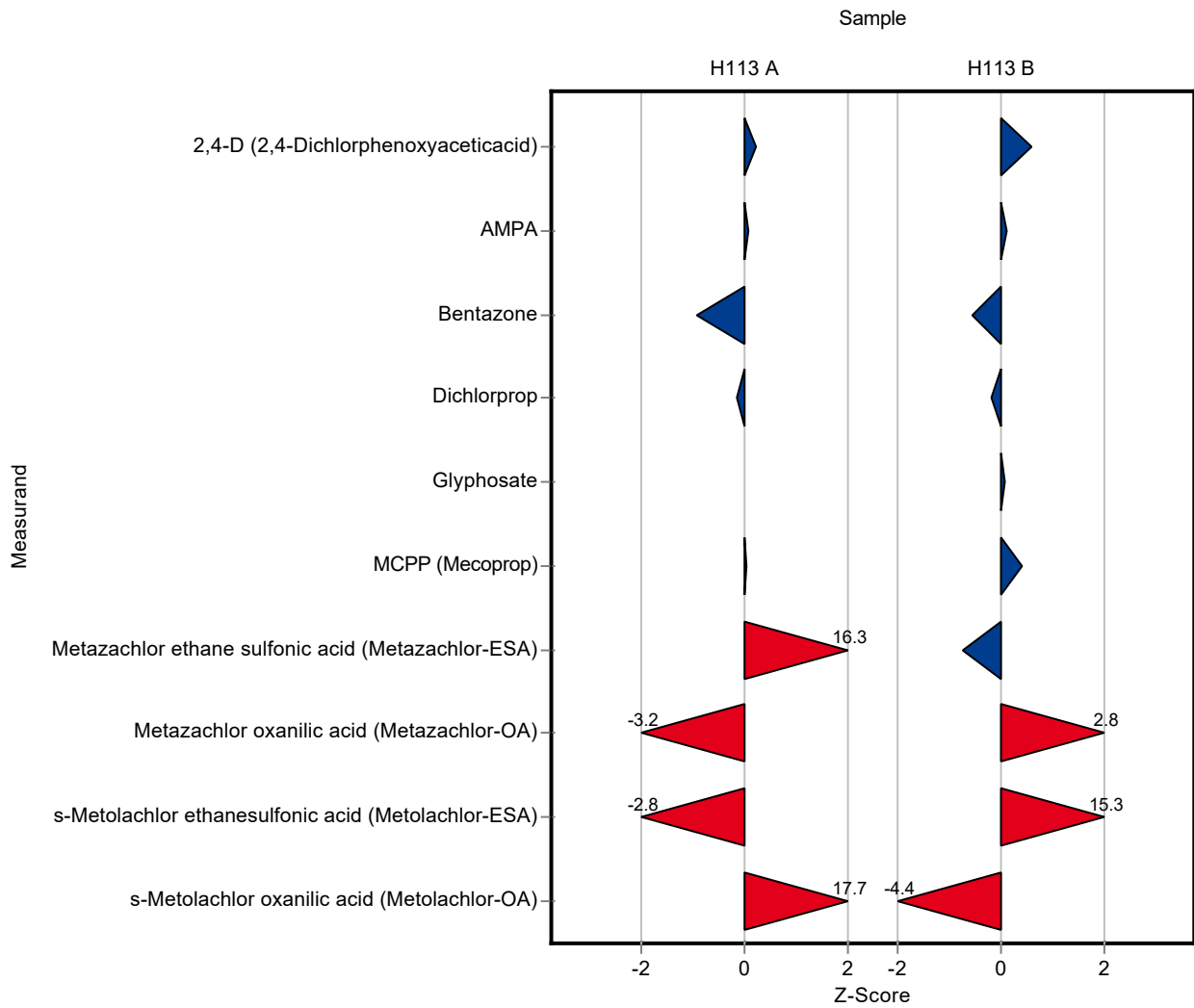
Parameter	Unit	Assigned value ± U (k=2)	Result ± U	Criterion	Recovery [%]	z-Score
2,4,5-Trichlorophenoxyacetic acid	µg/l	0.579 ± 0.0539	- ± -	0.104	-	-
2,4-D (2,4-Dichlorphenoxyaceticacid)	µg/l	0.221 ± 0.0163	0.2278 ± 0.0433	0.031	103	0.21
Alachlor	µg/l	0.379 ± 0.0178	- ± -	0.0455	-	-
Alachlor-t-acid (Alachlor-OA)	µg/l	0.155 ± 0.0123	- ± -	0.0232	-	-
Alachlor-t-sulfonic acid (Alachlor-ESA)	µg/l	0.406 ± 0.0301	- ± -	0.0528	-	-
AMPA	µg/l	0.303 ± 0.0248	0.3058 ± 0.0428	0.0394	101	0.07
Bentazone	µg/l	0.463 ± 0.0225	0.3994 ± 0.0599	0.0695	86.2	-0.92
Chlorothalonil Metabolite R611965 (3-carbamyl-2,4,5-trichlorobenzoic acid)	µg/l	0.291 ± 0.0382	- ± -	0.0495	-	-
Chlorothalonil sulfonic acid (Chlorothalonil-ESA)	µg/l	0.678 ± 0.136	- ± -	0.183	-	-
Dicamba	µg/l	0.635 ± 0.0644	- ± -	0.127	-	-
Dichlorprop	µg/l	0.741 ± 0.041	0.7287 ± 0.1384	0.0889	98.3	-0.14
Dimethachlor Metabolite - CGA 369873	µg/l	- ± -	- ± -	-	-	-
Glufosinate	µg/l	0.189 ± 0.0174	- ± -	0.0643	-	-
Glyphosate	µg/l	- ± -	<0.04 (LOQ) ± -	-	-	-
MCPP (Mecoprop)	µg/l	0.146 ± 0.00838	0.1475 ± 0.0214	0.019	101	0.05
Metazachlor	µg/l	0.199 ± 0.0091	- ± -	0.0239	-	-
Metazachlor ethane sulfonic acid (Metazachlor-ESA)	µg/l	0.132 ± 0.011	0.5384 ± 0.1104	0.025	409	16.26
Metazachlor oxanilic acid (Metazachlor-OA)	µg/l	0.49 ± 0.0451	0.1571 ± 0.0346	0.103	32	-3.24
Metolachlor	µg/l	0.283 ± 0.0196	- ± -	0.0424	-	-
s-Metolachlor ethanesulfonic acid (Metolachlor-ESA)	µg/l	0.694 ± 0.134	0.312 ± 0.0515	0.139	45	-2.75
s-Metolachlor oxanilic acid (Metolachlor-OA)	µg/l	0.276 ± 0.0326	0.9589 ± 0.1342	0.0386	348	17.71
Chlorothalonil-4-hydroxy	µg/l	- ± -	- ± -	-	-	-
Chlorothalonil Metabolite R471811	µg/l	0.135 ± 0.0209	- ± -	0.0311	-	-

Parameter	Unit	Assigned value ± U (k=2)	Result ± U	Criterion	Recovery [%]	z-Score
Chlorothalonil Metabolite R611968	µg/l	- ± -	- ± -	-	-	-
Chlorothalonil Metabolite SYN507900	µg/l	- ± -	- ± -	-	-	-
Chlorothalonil Metabolite SYN548580	µg/l	- ± -	- ± -	-	-	-
Chlorothalonil Metabolite SYN548581	µg/l	- ± -	- ± -	-	-	-

Sample: H113B

Parameter	Unit	Assigned value ± U (k=2)	Result ± U	Criterion	Recovery [%]	z-Score
2,4,5-Trichlorophenoxyacetic acid	µg/l	0.922 ± 0.0983	- ± -	0.166	-	-
2,4-D (2,4-Dichlorphenoxyaceticacid)	µg/l	0.589 ± 0.0333	0.6362 ± 0.1209	0.0824	108	0.58
Alachlor	µg/l	0.72 ± 0.0559	- ± -	0.0864	-	-
Alachlor-t-acid (Alachlor-OA)	µg/l	0.744 ± 0.0777	- ± -	0.112	-	-
Alachlor-t-sulfonic acid (Alachlor-ESA)	µg/l	0.39 ± 0.0361	- ± -	0.0507	-	-
AMPA	µg/l	0.298 ± 0.0135	0.3019 ± 0.0423	0.0388	101	0.09
Bentazone	µg/l	0.483 ± 0.0234	0.4433 ± 0.0665	0.0724	91.8	-0.55
Chlorothalonil Metabolite R611965 (3-carbamyl-2,4,5-trichlorobenzoic acid)	µg/l	0.305 ± 0.0342	- ± -	0.0457	-	-
Chlorothalonil sulfonic acid (Chlorothalonil-ESA)	µg/l	0.333 ± 0.0423	- ± -	0.0567	-	-
Dicamba	µg/l	0.235 ± 0.00669	- ± -	0.0469	-	-
Dichlorprop	µg/l	0.36 ± 0.0208	0.3511 ± 0.0667	0.0432	97.6	-0.20
Dimethachlor Metabolite - CGA 369873	µg/l	0.369 ± 0.0435	- ± -	0.0776	-	-
Glufosinate	µg/l	- ± -	- ± -	-	-	-
Glyphosate	µg/l	0.739 ± 0.0169	0.7495 ± 0.1012	0.148	101	0.07
MCPP (Mecoprop)	µg/l	0.138 ± 0.00484	0.1455 ± 0.0211	0.018	105	0.40
Metazachlor	µg/l	0.439 ± 0.0168	- ± -	0.0527	-	-
Metazachlor ethane sulfonic acid (Metazachlor-ESA)	µg/l	0.291 ± 0.0291	0.2501 ± 0.0513	0.0553	85.9	-0.74
Metazachlor oxanilic acid	µg/l	0.232 ± 0.039	0.3672 ± 0.0808	0.0486	159	2.79

Parameter	Unit	Assigned value ± U (k=2)	Result ± U	Criterion	Recovery [%]	z-Score
(Metazachlor-OA)						
Metolachlor	µg/l	0.814 ± 0.0297	- ± -	0.122	-	-
s-Metolachlor ethanesulfonic acid (Metolachlor-ESA)	µg/l	0.196 ± 0.0331	0.793 ± 0.1308	0.0391	406	15.28
s-Metolachlor oxanilic acid (Metolachlor-OA)	µg/l	0.642 ± 0.131	0.2452 ± 0.0343	0.0898	38.2	-4.41
Chlorothalonil-4-hydroxy	µg/l	- ± -	- ± -	-	-	-
Chlorothalonil Metabolite R471811	µg/l	0.739 ± 0.0459	- ± -	0.065	-	-
Chlorothalonil Metabolite R611968	µg/l	- ± -	- ± -	-	-	-
Chlorothalonil Metabolite SYN507900	µg/l	- ± -	- ± -	-	-	-
Chlorothalonil Metabolite SYN548580	µg/l	- ± -	- ± -	-	-	-
Chlorothalonil Metabolite SYN548581	µg/l	- ± -	- ± -	-	-	-



Sample: H113A

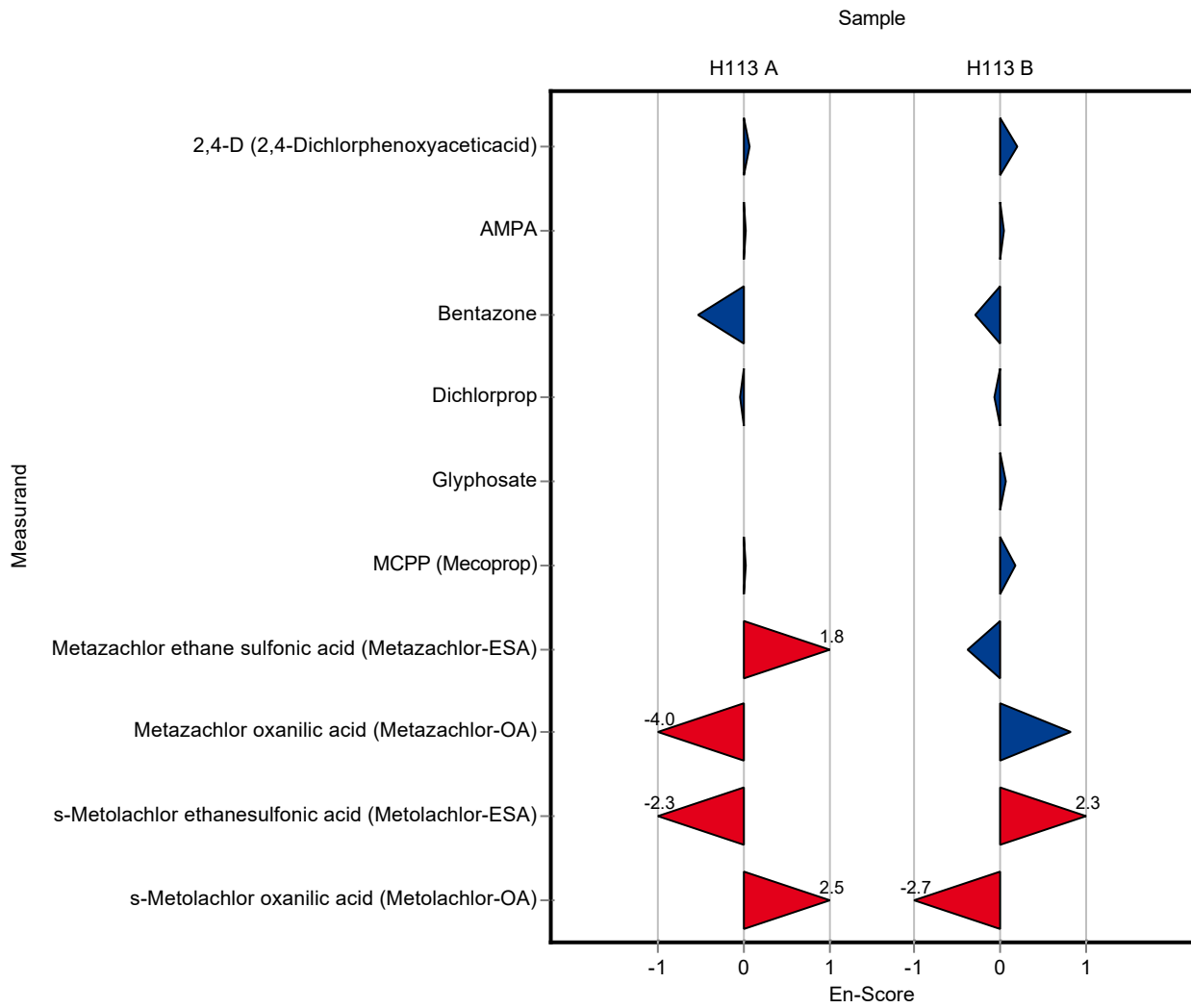
Parameter	Unit	Assigned value ± U (k=2)	Result ± U	Criterion	Recovery [%]	En-Score
2,4,5-Trichlorophenoxyacetic acid	µg/l	0.579 ± 0.0539	- ± -	0.104	-	-
2,4-D (2,4-Dichlorphenoxyaceticacid)	µg/l	0.221 ± 0.0163	0.2278 ± 0.0433	0.031	103	0.07
Alachlor	µg/l	0.379 ± 0.0178	- ± -	0.0455	-	-
Alachlor-t-acid (Alachlor-OA)	µg/l	0.155 ± 0.0123	- ± -	0.0232	-	-
Alachlor-t-sulfonic acid (Alachlor-ESA)	µg/l	0.406 ± 0.0301	- ± -	0.0528	-	-
AMPA	µg/l	0.303 ± 0.0248	0.3058 ± 0.0428	0.0394	101	0.03
Bentazone	µg/l	0.463 ± 0.0225	0.3994 ± 0.0599	0.0695	86.2	-0.52
Chlorothalonil Metabolite R611965 (3-carbamyl-2,4,5-trichlorobenzoic acid)	µg/l	0.291 ± 0.0382	- ± -	0.0495	-	-
Chlorothalonil sulfonic acid (Chlorothalonil-ESA)	µg/l	0.678 ± 0.136	- ± -	0.183	-	-
Dicamba	µg/l	0.635 ± 0.0644	- ± -	0.127	-	-
Dichlorprop	µg/l	0.741 ± 0.041	0.7287 ± 0.1384	0.0889	98.3	-0.04
Dimethachlor Metabolite - CGA 369873	µg/l	- ± -	- ± -	-	-	-
Glufosinate	µg/l	0.189 ± 0.0174	- ± -	0.0643	-	-
Glyphosate	µg/l	- ± -	<0.04 (LOQ) ± -	-	-	-
MCPP (Mecoprop)	µg/l	0.146 ± 0.00838	0.1475 ± 0.0214	0.019	101	0.02
Metazachlor	µg/l	0.199 ± 0.0091	- ± -	0.0239	-	-
Metazachlor ethane sulfonic acid (Metazachlor-ESA)	µg/l	0.132 ± 0.011	0.5384 ± 0.1104	0.025	409	1.84
Metazachlor oxanilic acid (Metazachlor-OA)	µg/l	0.49 ± 0.0451	0.1571 ± 0.0346	0.103	32	-4.03
Metolachlor	µg/l	0.283 ± 0.0196	- ± -	0.0424	-	-
s-Metolachlor ethanesulfonic acid (Metolachlor-ESA)	µg/l	0.694 ± 0.134	0.312 ± 0.0515	0.139	45	-2.26
s-Metolachlor oxanilic acid (Metolachlor-OA)	µg/l	0.276 ± 0.0326	0.9589 ± 0.1342	0.0386	348	2.53
Chlorothalonil-4-hydroxy	µg/l	- ± -	- ± -	-	-	-
Chlorothalonil Metabolite R471811	µg/l	0.135 ± 0.0209	- ± -	0.0311	-	-

Parameter	Unit	Assigned value ± U (k=2)	Result ± U	Criterion	Recovery [%]	En-Score
Chlorothalonil Metabolite R611968	µg/l	- ± -	- ± -	-	-	-
Chlorothalonil Metabolite SYN507900	µg/l	- ± -	- ± -	-	-	-
Chlorothalonil Metabolite SYN548580	µg/l	- ± -	- ± -	-	-	-
Chlorothalonil Metabolite SYN548581	µg/l	- ± -	- ± -	-	-	-

Sample: H113B

Parameter	Unit	Assigned value ± U (k=2)	Result ± U	Criterion	Recovery [%]	En-Score
2,4,5-Trichlorophenoxyacetic acid	µg/l	0.922 ± 0.0983	- ± -	0.166	-	-
2,4-D (2,4-Dichlorphenoxyaceticacid)	µg/l	0.589 ± 0.0333	0.6362 ± 0.1209	0.0824	108	0.19
Alachlor	µg/l	0.72 ± 0.0559	- ± -	0.0864	-	-
Alachlor-t-acid (Alachlor-OA)	µg/l	0.744 ± 0.0777	- ± -	0.112	-	-
Alachlor-t-sulfonic acid (Alachlor-ESA)	µg/l	0.39 ± 0.0361	- ± -	0.0507	-	-
AMPA	µg/l	0.298 ± 0.0135	0.3019 ± 0.0423	0.0388	101	0.04
Bentazone	µg/l	0.483 ± 0.0234	0.4433 ± 0.0665	0.0724	91.8	-0.29
Chlorothalonil Metabolite R611965 (3-carbamyl-2,4,5-trichlorobenzoic acid)	µg/l	0.305 ± 0.0342	- ± -	0.0457	-	-
Chlorothalonil sulfonic acid (Chlorothalonil-ESA)	µg/l	0.333 ± 0.0423	- ± -	0.0567	-	-
Dicamba	µg/l	0.235 ± 0.00669	- ± -	0.0469	-	-
Dichlorprop	µg/l	0.36 ± 0.0208	0.3511 ± 0.0667	0.0432	97.6	-0.07
Dimethachlor Metabolite - CGA 369873	µg/l	0.369 ± 0.0435	- ± -	0.0776	-	-
Glufosinate	µg/l	- ± -	- ± -	-	-	-
Glyphosate	µg/l	0.739 ± 0.0169	0.7495 ± 0.1012	0.148	101	0.05
MCPP (Mecoprop)	µg/l	0.138 ± 0.00484	0.1455 ± 0.0211	0.018	105	0.17
Metazachlor	µg/l	0.439 ± 0.0168	- ± -	0.0527	-	-
Metazachlor ethane sulfonic acid (Metazachlor-ESA)	µg/l	0.291 ± 0.0291	0.2501 ± 0.0513	0.0553	85.9	-0.39

Parameter	Unit	Assigned value ± U (k=2)	Result ± U	Criterion Recovery [%]	En-Score
Metazachlor oxanilic acid (Metazachlor-OA)	µg/l	0.232 ± 0.039	0.3672 ± 0.0808	0.0486	159 0.82
Metolachlor	µg/l	0.814 ± 0.0297	- ± -	0.122	- -
s-Metolachlor ethanesulfonic acid (Metolachlor-ESA)	µg/l	0.196 ± 0.0331	0.793 ± 0.1308	0.0391	406 2.27
s-Metolachlor oxanilic acid (Metolachlor-OA)	µg/l	0.642 ± 0.131	0.2452 ± 0.0343	0.0898	38.2 -2.68
Chlorothalonil-4-hydroxy	µg/l	- ± -	- ± -	-	- -
Chlorothalonil Metabolite R471811	µg/l	0.739 ± 0.0459	- ± -	0.065	- -
Chlorothalonil Metabolite R611968	µg/l	- ± -	- ± -	-	- -
Chlorothalonil Metabolite SYN507900	µg/l	- ± -	- ± -	-	- -
Chlorothalonil Metabolite SYN548580	µg/l	- ± -	- ± -	-	- -
Chlorothalonil Metabolite SYN548581	µg/l	- ± -	- ± -	-	- -



Sample: H113A

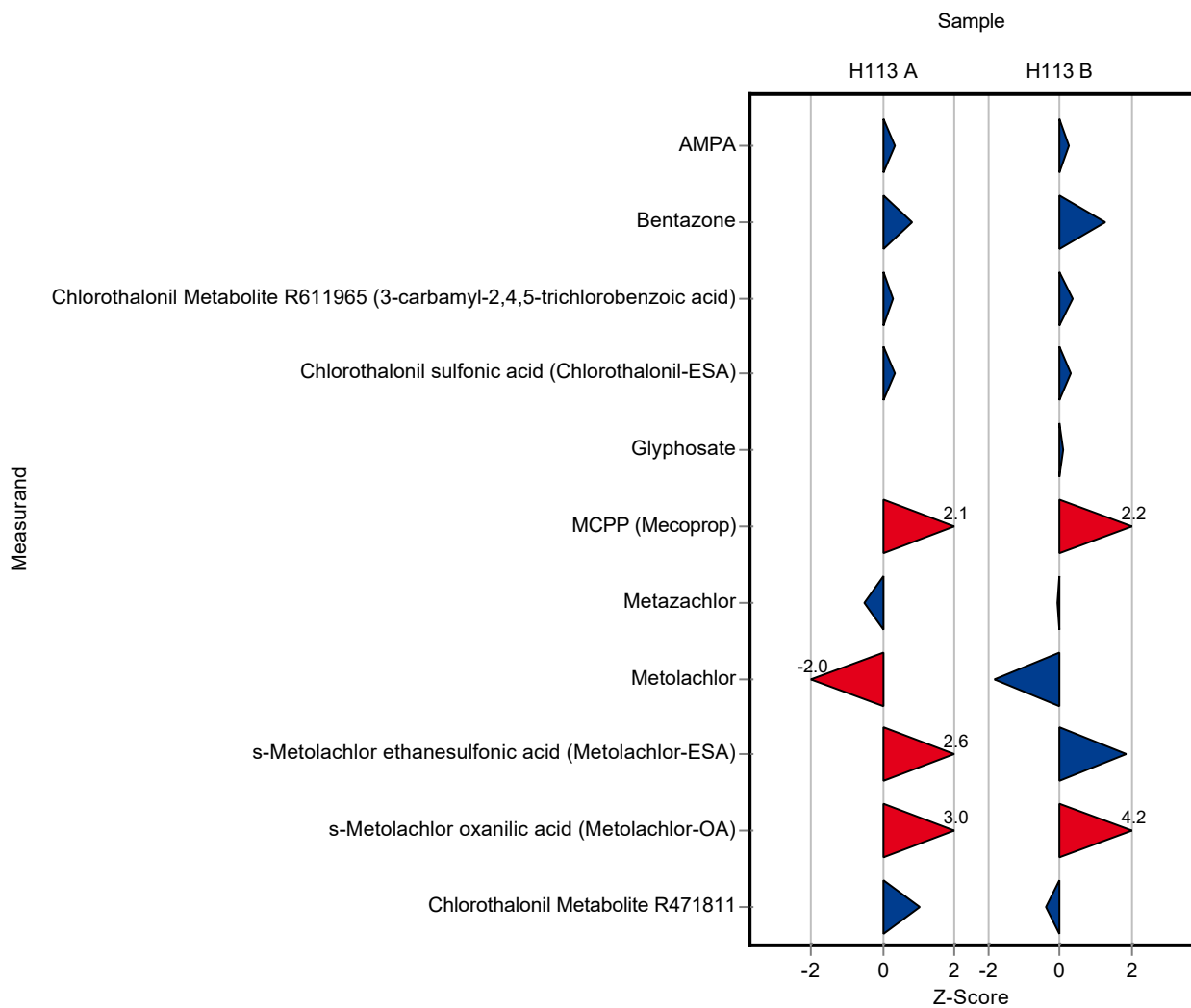
Parameter	Unit	Assigned value ± U (k=2)	Result ± U	Criterion	Recovery [%]	z-Score
2,4,5-Trichlorophenoxyacetic acid	µg/l	0.579 ± 0.0539	- ± -	0.104	-	-
2,4-D (2,4-Dichlorphenoxyaceticacid)	µg/l	0.221 ± 0.0163	- ± -	0.031	-	-
Alachlor	µg/l	0.379 ± 0.0178	- ± -	0.0455	-	-
Alachlor-t-acid (Alachlor-OA)	µg/l	0.155 ± 0.0123	- ± -	0.0232	-	-
Alachlor-t-sulfonic acid (Alachlor-ESA)	µg/l	0.406 ± 0.0301	- ± -	0.0528	-	-
AMPA	µg/l	0.303 ± 0.0248	0.317 ± 0.051	0.0394	105	0.36
Bentazone	µg/l	0.463 ± 0.0225	0.52 ± 0.213	0.0695	112	0.82
Chlorothalonil Metabolite R611965 (3-carbamyl-2,4,5-trichlorobenzoic acid)	µg/l	0.291 ± 0.0382	0.306 ± 0.116	0.0495	105	0.30
Chlorothalonil sulfonic acid (Chlorothalonil-ESA)	µg/l	0.678 ± 0.136	0.738 ± 0.162	0.183	109	0.33
Dicamba	µg/l	0.635 ± 0.0644	- ± -	0.127	-	-
Dichlorprop	µg/l	0.741 ± 0.041	- ± -	0.0889	-	-
Dimethachlor Metabolite - CGA 369873	µg/l	- ± -	- ± -	-	-	-
Glufosinate	µg/l	0.189 ± 0.0174	- ± -	0.0643	-	-
Glyphosate	µg/l	- ± -	<0.01 (LOQ) ± -	-	-	-
MCPP (Mecoprop)	µg/l	0.146 ± 0.00838	0.187 ± 0.071	0.019	128	2.13
Metazachlor	µg/l	0.199 ± 0.0091	0.187 ± 0.067	0.0239	93.8	-0.52
Metazachlor ethane sulfonic acid (Metazachlor-ESA)	µg/l	0.132 ± 0.011	- ± -	0.025	-	-
Metazachlor oxanilic acid (Metazachlor-OA)	µg/l	0.49 ± 0.0451	- ± -	0.103	-	-
Metolachlor	µg/l	0.283 ± 0.0196	0.196 ± 0.053	0.0424	69.3	-2.05
s-Metolachlor ethanesulfonic acid (Metolachlor-ESA)	µg/l	0.694 ± 0.134	1.057 ± 0.264	0.139	152	2.62
s-Metolachlor oxanilic acid (Metolachlor-OA)	µg/l	0.276 ± 0.0326	0.391 ± 0.11	0.0386	142	2.99
Chlorothalonil-4-hydroxy	µg/l	- ± -	0.288 ± 0.078	-	-	-
Chlorothalonil Metabolite R471811	µg/l	0.135 ± 0.0209	0.167 ± 0.06	0.0311	123	1.02

Parameter	Unit	Assigned value ± U (k=2)	Result ± U	Criterion	Recovery [%]	z-Score
Chlorothalonil Metabolite R611968	µg/l	- ± -	- ± -	-	-	-
Chlorothalonil Metabolite SYN507900	µg/l	- ± -	0.134 ± 0.044	-	-	-
Chlorothalonil Metabolite SYN548580	µg/l	- ± -	- ± -	-	-	-
Chlorothalonil Metabolite SYN548581	µg/l	- ± -	- ± -	-	-	-

Sample: H113B

Parameter	Unit	Assigned value ± U (k=2)	Result ± U	Criterion	Recovery [%]	z-Score
2,4,5-Trichlorophenoxyacetic acid	µg/l	0.922 ± 0.0983	- ± -	0.166	-	-
2,4-D (2,4-Dichlorphenoxyaceticacid)	µg/l	0.589 ± 0.0333	- ± -	0.0824	-	-
Alachlor	µg/l	0.72 ± 0.0559	- ± -	0.0864	-	-
Alachlor-t-acid (Alachlor-OA)	µg/l	0.744 ± 0.0777	- ± -	0.112	-	-
Alachlor-t-sulfonic acid (Alachlor-ESA)	µg/l	0.39 ± 0.0361	- ± -	0.0507	-	-
AMPA	µg/l	0.298 ± 0.0135	0.309 ± 0.049	0.0388	104	0.27
Bentazone	µg/l	0.483 ± 0.0234	0.575 ± 0.236	0.0724	119	1.27
Chlorothalonil Metabolite R611965 (3-carbamyl-2,4,5-trichlorobenzoic acid)	µg/l	0.305 ± 0.0342	0.322 ± 0.122	0.0457	106	0.37
Chlorothalonil sulfonic acid (Chlorothalonil-ESA)	µg/l	0.333 ± 0.0423	0.351 ± 0.077	0.0567	105	0.31
Dicamba	µg/l	0.235 ± 0.00669	- ± -	0.0469	-	-
Dichlorprop	µg/l	0.36 ± 0.0208	- ± -	0.0432	-	-
Dimethachlor Metabolite - CGA 369873	µg/l	0.369 ± 0.0435	- ± -	0.0776	-	-
Glufosinate	µg/l	- ± -	- ± -	-	-	-
Glyphosate	µg/l	0.739 ± 0.0169	0.748 ± 0.165	0.148	101	0.06
MCPP (Mecoprop)	µg/l	0.138 ± 0.00484	0.178 ± 0.068	0.018	129	2.20
Metazachlor	µg/l	0.439 ± 0.0168	0.436 ± 0.157	0.0527	99.3	-0.06
Metazachlor ethane sulfonic acid (Metazachlor-ESA)	µg/l	0.291 ± 0.0291	- ± -	0.0553	-	-
Metazachlor oxanilic acid	µg/l	0.232 ± 0.039	- ± -	0.0486	-	-

Parameter	Unit	Assigned value ± U (k=2)	Result ± U	Criterion	Recovery [%]	z-Score
(Metazachlor-OA)						
Metolachlor	µg/l	0.814 ± 0.0297	0.587 ± 0.159	0.122	72.1	-1.86
s-Metolachlor ethanesulfonic acid (Metolachlor-ESA)	µg/l	0.196 ± 0.0331	0.268 ± 0.067	0.0391	137	1.85
s-Metolachlor oxanilic acid (Metolachlor-OA)	µg/l	0.642 ± 0.131	1.023 ± 0.286	0.0898	159	4.24
Chlorothalonil-4-hydroxy	µg/l	- ± -	0.563 ± 0.152	-	-	-
Chlorothalonil Metabolite R471811	µg/l	0.739 ± 0.0459	0.713 ± 0.257	0.065	96.5	-0.40
Chlorothalonil Metabolite R611968	µg/l	- ± -	- ± -	-	-	-
Chlorothalonil Metabolite SYN507900	µg/l	- ± -	0.203 ± 0.067	-	-	-
Chlorothalonil Metabolite SYN548580	µg/l	- ± -	- ± -	-	-	-
Chlorothalonil Metabolite SYN548581	µg/l	- ± -	- ± -	-	-	-



Sample: H113A

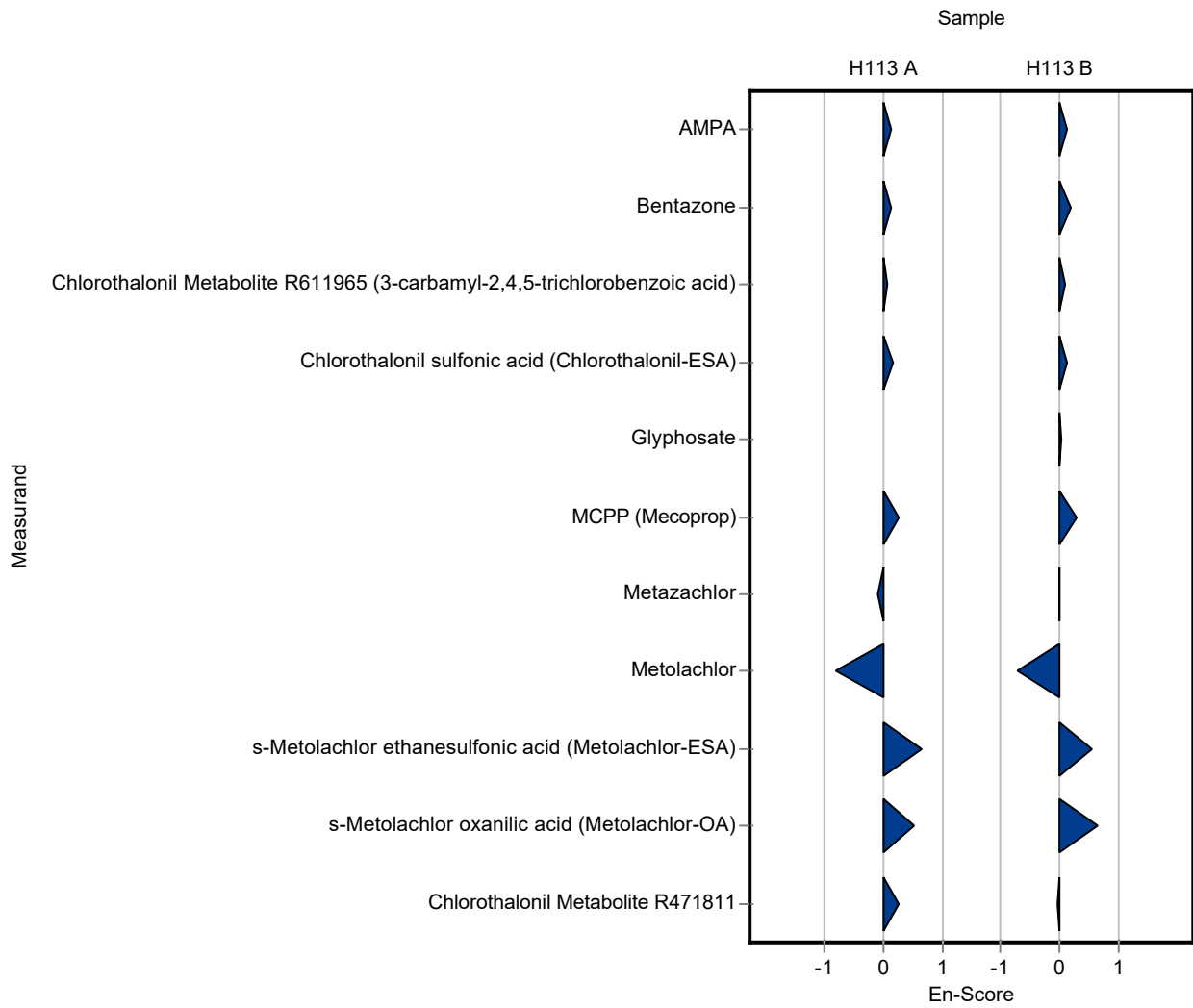
Parameter	Unit	Assigned value ± U (k=2)	Result ± U	Criterion	Recovery [%]	En-Score
2,4,5-Trichlorophenoxyacetic acid	µg/l	0.579 ± 0.0539	- ± -	0.104	-	-
2,4-D (2,4-Dichlorphenoxyaceticacid)	µg/l	0.221 ± 0.0163	- ± -	0.031	-	-
Alachlor	µg/l	0.379 ± 0.0178	- ± -	0.0455	-	-
Alachlor-t-acid (Alachlor-OA)	µg/l	0.155 ± 0.0123	- ± -	0.0232	-	-
Alachlor-t-sulfonic acid (Alachlor-ESA)	µg/l	0.406 ± 0.0301	- ± -	0.0528	-	-
AMPA	µg/l	0.303 ± 0.0248	0.317 ± 0.051	0.0394	105	0.13
Bentazone	µg/l	0.463 ± 0.0225	0.52 ± 0.213	0.0695	112	0.13
Chlorothalonil Metabolite R611965 (3-carbamyl-2,4,5-trichlorobenzoic acid)	µg/l	0.291 ± 0.0382	0.306 ± 0.116	0.0495	105	0.06
Chlorothalonil sulfonic acid (Chlorothalonil-ESA)	µg/l	0.678 ± 0.136	0.738 ± 0.162	0.183	109	0.17
Dicamba	µg/l	0.635 ± 0.0644	- ± -	0.127	-	-
Dichlorprop	µg/l	0.741 ± 0.041	- ± -	0.0889	-	-
Dimethachlor Metabolite - CGA 369873	µg/l	- ± -	- ± -	-	-	-
Glufosinate	µg/l	0.189 ± 0.0174	- ± -	0.0643	-	-
Glyphosate	µg/l	- ± -	<0.01 (LOQ) ± -	-	-	-
MCPP (Mecoprop)	µg/l	0.146 ± 0.00838	0.187 ± 0.071	0.019	128	0.28
Metazachlor	µg/l	0.199 ± 0.0091	0.187 ± 0.067	0.0239	93.8	-0.09
Metazachlor ethane sulfonic acid (Metazachlor-ESA)	µg/l	0.132 ± 0.011	- ± -	0.025	-	-
Metazachlor oxanilic acid (Metazachlor-OA)	µg/l	0.49 ± 0.0451	- ± -	0.103	-	-
Metolachlor	µg/l	0.283 ± 0.0196	0.196 ± 0.053	0.0424	69.3	-0.81
s-Metolachlor ethanesulfonic acid (Metolachlor-ESA)	µg/l	0.694 ± 0.134	1.057 ± 0.264	0.139	152	0.67
s-Metolachlor oxanilic acid (Metolachlor-OA)	µg/l	0.276 ± 0.0326	0.391 ± 0.11	0.0386	142	0.52
Chlorothalonil-4-hydroxy	µg/l	- ± -	0.288 ± 0.078	-	-	-
Chlorothalonil Metabolite R471811	µg/l	0.135 ± 0.0209	0.167 ± 0.06	0.0311	123	0.26

Parameter	Unit	Assigned value ± U (k=2)	Result ± U	Criterion	Recovery [%]	En-Score
Chlorothalonil Metabolite R611968	µg/l	- ± -	- ± -	-	-	-
Chlorothalonil Metabolite SYN507900	µg/l	- ± -	0.134 ± 0.044	-	-	-
Chlorothalonil Metabolite SYN548580	µg/l	- ± -	- ± -	-	-	-
Chlorothalonil Metabolite SYN548581	µg/l	- ± -	- ± -	-	-	-

Sample: H113B

Parameter	Unit	Assigned value ± U (k=2)	Result ± U	Criterion	Recovery [%]	En-Score
2,4,5-Trichlorophenoxyacetic acid	µg/l	0.922 ± 0.0983	- ± -	0.166	-	-
2,4-D (2,4-Dichlorphenoxyaceticacid)	µg/l	0.589 ± 0.0333	- ± -	0.0824	-	-
Alachlor	µg/l	0.72 ± 0.0559	- ± -	0.0864	-	-
Alachlor-t-acid (Alachlor-OA)	µg/l	0.744 ± 0.0777	- ± -	0.112	-	-
Alachlor-t-sulfonic acid (Alachlor-ESA)	µg/l	0.39 ± 0.0361	- ± -	0.0507	-	-
AMPA	µg/l	0.298 ± 0.0135	0.309 ± 0.049	0.0388	104	0.11
Bentazone	µg/l	0.483 ± 0.0234	0.575 ± 0.236	0.0724	119	0.19
Chlorothalonil Metabolite R611965 (3-carbamyl-2,4,5-trichlorobenzoic acid)	µg/l	0.305 ± 0.0342	0.322 ± 0.122	0.0457	106	0.07
Chlorothalonil sulfonic acid (Chlorothalonil-ESA)	µg/l	0.333 ± 0.0423	0.351 ± 0.077	0.0567	105	0.11
Dicamba	µg/l	0.235 ± 0.00669	- ± -	0.0469	-	-
Dichlorprop	µg/l	0.36 ± 0.0208	- ± -	0.0432	-	-
Dimethachlor Metabolite - CGA 369873	µg/l	0.369 ± 0.0435	- ± -	0.0776	-	-
Glufosinate	µg/l	- ± -	- ± -	-	-	-
Glyphosate	µg/l	0.739 ± 0.0169	0.748 ± 0.165	0.148	101	0.03
MCP (Mecoprop)	µg/l	0.138 ± 0.00484	0.178 ± 0.068	0.018	129	0.29
Metazachlor	µg/l	0.439 ± 0.0168	0.436 ± 0.157	0.0527	99.3	-0.01
Metazachlor ethane sulfonic acid (Metazachlor-ESA)	µg/l	0.291 ± 0.0291	- ± -	0.0553	-	-

Parameter	Unit	Assigned value ± U (k=2)	Result ± U	Criterion	Recovery [%]	En-Score
Metazachlor oxanilic acid (Metazachlor-OA)	µg/l	0.232 ± 0.039	- ± -	0.0486	-	-
Metolachlor	µg/l	0.814 ± 0.0297	0.587 ± 0.159	0.122	72.1	-0.71
s-Metolachlor ethanesulfonic acid (Metolachlor-ESA)	µg/l	0.196 ± 0.0331	0.268 ± 0.067	0.0391	137	0.52
s-Metolachlor oxanilic acid (Metolachlor-OA)	µg/l	0.642 ± 0.131	1.023 ± 0.286	0.0898	159	0.65
Chlorothalonil-4-hydroxy	µg/l	- ± -	0.563 ± 0.152	-	-	-
Chlorothalonil Metabolite R471811	µg/l	0.739 ± 0.0459	0.713 ± 0.257	0.065	96.5	-0.05
Chlorothalonil Metabolite R611968	µg/l	- ± -	- ± -	-	-	-
Chlorothalonil Metabolite SYN507900	µg/l	- ± -	0.203 ± 0.067	-	-	-
Chlorothalonil Metabolite SYN548580	µg/l	- ± -	- ± -	-	-	-
Chlorothalonil Metabolite SYN548581	µg/l	- ± -	- ± -	-	-	-



E9. Methodenübersicht / Overview of methods

LabCode	Sample	Alachlor	Metazachlor	Metolachlor	2,4-D (2,4-Dichlorphenoxyacetic acid)	Bentazone	2,4,5-Trichlorphenoxyacetic acid
LC0001	H113A	GC-MS (SPE-disks); EN 16693	GC-MS (SPE-disks); EN 16693	GC-MS (SPE-disks); EN 16693	LC-MS/MS; DIN 38407-35	LC-MS/MS; DIN 38407-35	LC-MS/MS; DIN 38407-35
LC0002	H113A					GC-MS (SPE, derivatization); EN ISO 15913	GC-MS (SPE, derivatization); DIN 38407-14
LC0003	H113A	LC-MS/MS direct; DIN 38407-36	LC-MS/MS direct; DIN 38407-36	LC-MS/MS direct; DIN 38407-36	LC-MS/MS direct; DIN 38407-36	LC-MS/MS direct; DIN 38407-36	LC-MS/MS direct; DIN 38407-36
LC0004	H113A		LC-MS/MS direct;	LC-MS/MS direct;	LC-MS/MS direct;	LC-MS/MS direct;	
LC0005	H113A	LC-MS/MS direct; DIN 38407-36	LC-MS/MS direct; DIN 38407-36	LC-MS/MS direct; DIN 38407-36	LC-MS/MS direct; DIN 38407-36	LC-MS/MS direct; DIN 38407-36	
LC0006	H113A	LC-MS/MS direct; DIN 38407-36	LC-MS/MS direct; DIN 38407-36	LC-MS/MS direct; DIN 38407-36	LC-MS/MS; DIN 38407-35	LC-MS/MS; DIN 38407-35	LC-MS/MS; DIN 38407-35
LC0007	H113A	LC-MS/MS direct;	LC-MS/MS direct;	LC-MS/MS direct;	LC-MS/MS direct;	LC-MS/MS direct;	
LC0008	H113A						
LC0009	H113A						
LC0010	H113A				LC-MS/MS direct;	LC-MS/MS direct;	LC-MS/MS direct;
LC0011	H113A				LC-MS/MS; DIN 38407-35	LC-MS/MS; DIN 38407-35	LC-MS/MS; DIN 38407-35
LC0012	H113A		LC-MS/MS direct; DIN 38407-36	LC-MS/MS direct; DIN 38407-36	LC-MS/MS direct; DIN 38407-36	LC-MS/MS direct; DIN 38407-36	
LC0013	H113A	LC-MS/MS direct; DIN 38407-36	LC-MS/MS direct; DIN 38407-36	LC-MS/MS direct; DIN 38407-36	LC-MS/MS; DIN 38407-35	LC-MS/MS; DIN 38407-35	LC-MS/MS; DIN 38407-35
LC0014	H113A					GC-MS (SPE, derivatization); EN ISO 15913	
LC0015	H113A	LC-MS/MS direct; ESI	LC-MS/MS direct; ESI	LC-MS/MS direct; ESI	LC-MS/MS direct; ESI	LC-MS/MS direct; ESI	
LC0016	H113A	LC-MS/MS; DIN 38407-35	LC-MS/MS direct; DIN 38407-36	LC-MS/MS direct; DIN 38407-36	LC-MS/MS; DIN 38407-35	LC-MS/MS; DIN 38407-35	
LC0017	H113A						
LC0018	H113A						
LC0019	H113A		GC-MS/MS; DLLME	LC-MS/MS direct;	LC-MS/MS direct;	LC-MS/MS direct;	
LC0020	H113A	LC-MS/MS;	LC-MS/MS;	LC-MS/MS;	LC-MS/MS;		LC-MS/MS;
LC0021	H113A				LC-MS/MS; DIN 38407-35	LC-MS/MS; DIN 38407-35	LC-MS/MS; DIN 38407-35
LC0022	H113A	GC-MS/MS; DIN 38407-37	LC-MS/MS direct; DIN 38407-36 (F36)	LC-MS/MS direct; DIN 38407-36 (F36)	LC-MS/MS; DIN 38407-35 (F35)	LC-MS/MS; DIN 38407-35 (F35)	LC-MS/MS; DIN 38407-35 (F35)
LC0023	H113A				LC-MS/MS; DIN 38407-35	LC-MS/MS; DIN 38407-35	
LC0024	H113A		LC-MS/MS direct;	LC-MS/MS direct;		LC-MS/MS direct;	

LabCode	Sample	Dichlorprop	MCPP (Mecoprop)	Dicamba	Glyphosate	Glufosinate	AMPA
LC0001	H113A	LC-MS/MS; DIN 38407-35	LC-MS/MS; DIN 38407-35	LC-MS/MS; DIN 38407-35	LC-MS/MS; ISO 16308	LC-MS/MS; ISO 16308	LC-MS/MS; ISO 16308
LC0002	H113A						
LC0003	H113A	LC-MS/MS direct; DIN 38407-36	LC-MS/MS direct; DIN 38407-36	LC-MS/MS direct; DIN 38407-36			
LC0004	H113A	LC-MS/MS direct;	LC-MS/MS direct;				
LC0005	H113A	LC-MS/MS direct; DIN 38407-36	LC-MS/MS direct; DIN 38407-36	LC-MS/MS direct; DIN 38407-36	LC-MS/MS; ISO 16308	LC-MS/MS; ISO 16308	LC-MS/MS; ISO 16308
LC0006	H113A	LC-MS/MS; DIN 38407-35	LC-MS/MS direct; DIN 38407-47	LC-MS/MS; DIN 38407-35	LC-MS/MS; ISO 16308	LC-MS/MS; ISO 16308	LC-MS/MS; ISO 16308
LC0007	H113A	LC-MS/MS direct;	LC-MS/MS direct;				
LC0008	H113A						
LC0009	H113A				IC-HRMS direct;	IC-HRMS direct;	IC-HRMS direct;
LC0010	H113A		LC-MS/MS direct;	LC-MS/MS direct;	LC-MS/MS direct;		LC-MS/MS direct;
LC0011	H113A	LC-MS/MS; DIN 38407-35	LC-MS/MS; DIN 38407-35	LC-MS/MS; DIN 38407-35	LC-MS/MS; ISO 16308	LC-MS/MS; ISO 16308	
LC0012	H113A	LC-MS/MS direct; DIN 38407-36	LC-MS/MS direct; DIN 38407-36		LC-MS/MS; ISO 16308 (F45)		LC-MS/MS; ISO 16308 (F45)
LC0013	H113A	LC-MS/MS; DIN 38407-35	LC-MS/MS; DIN 38407-35	LC-MS/MS; DIN 38407-35			
LC0014	H113A	GC-MS (SPE, derivatization); EN ISO 15913	GC-MS (SPE, derivatization); EN ISO 15913				
LC0015	H113A	LC-MS/MS direct; ESI	LC-MS/MS direct; ESI		deriv.-LC-MS/MS direct; derivatization; ESI	deriv.-LC-MS/MS direct; derivatization; ESI	deriv.-LC-MS/MS direct; derivatization; ESI
LC0016	H113A	LC-MS/MS; DIN 38407-35	LC-MS/MS; DIN 38407-35	LC-MS/MS; DIN 38407-35	LC-MS/MS; ISO 16308	LC-MS/MS; ISO 16308	LC-MS/MS; ISO 16308
LC0017	H113A				LC-MS/MS;		LC-MS/MS;
LC0018	H113A				LC-MS/MS; ISO 16308		LC-MS/MS; ISO 16308
LC0019	H113A	LC-MS/MS direct;	LC-MS/MS direct;		FMOC-SPE-LC-MS/MS; FMOC derivatization	FMOC-SPE-LC-MS/MS; FMOC derivatization	FMOC-SPE-LC-MS/MS; FMOC derivatization
LC0020	H113A		LC-MS/MS;	LC-MS/MS;	IC-HRMS;	IC-HRMS;	IC-HRMS;
LC0021	H113A	LC-MS/MS; DIN 38407-35	LC-MS/MS; DIN 38407-35		LC-MS/MS; ISO 16308		LC-MS/MS; ISO 16308
LC0022	H113A	LC-MS/MS; DIN 38407-35 (F35)	LC-MS/MS; DIN 38407-35 (F35)		LC-MS/MS; ISO 16308 (F45)		LC-MS/MS; ISO 16308 (F45)
LC0023	H113A	LC-MS/MS; DIN 38407-35	LC-MS/MS; DIN 38407-35		LC-MS/MS; ISO 16308		LC-MS/MS; ISO 16308
LC0024	H113A		LC-MS/MS direct;		FMOC-LC-MS/MS; FMOC derivatization		FMOC-LC-MS/MS; FMOC derivatization

LabCode	Sample	s-Metolachlor ethanesulfonic acid (Metolachlor-ESA)	s-Metolachlor oxanilic acid (Metolachlor-OA)	Alachlor-t-sulfonic acid (Alachlor-ESA)	Alachlor-t-acid (Alachlor-OA)	Metazachlor ethane sulfonic acid (Metazachlor-ESA)
LC0001	H113A	LC-MS/MS; DIN 38407-35	LC-MS/MS; DIN 38407-35	LC-MS/MS; DIN 38407-35	LC-MS/MS; DIN 38407-35	LC-MS/MS; DIN 38407-35
LC0002	H113A					
LC0003	H113A					
LC0004	H113A	LC-MS/MS direct;	LC-MS/MS direct;			LC-MS/MS direct;
LC0005	H113A					
LC0006	H113A	LC-MS/MS; DIN 38407-35		LC-MS/MS; DIN 38407-35	LC-MS/MS; DIN 38407-35	
LC0007	H113A	LC-MS/MS direct;	LC-MS/MS direct;	LC-MS/MS direct;	LC-MS/MS direct;	LC-MS/MS direct;
LC0008	H113A					
LC0009	H113A					
LC0010	H113A					
LC0011	H113A	LC-MS/MS; DIN 38407-35	LC-MS/MS; DIN 38407-35	LC-MS/MS; DIN 38407-35	LC-MS/MS; DIN 38407-35	LC-MS/MS; DIN 38407-35
LC0012	H113A	LC-MS/MS direct; DIN 38407-36	LC-MS/MS direct; DIN 38407-36	LC-MS/MS direct; DIN 38407-36		LC-MS/MS direct; DIN 38407-36
LC0013	H113A	LC-MS/MS; DIN 38407-35	LC-MS/MS; DIN 38407-35	LC-MS/MS; DIN 38407-35	LC-MS/MS; DIN 38407-35	LC-MS/MS; DIN 38407-35
LC0014	H113A					
LC0015	H113A	LC-MS/MS direct; ESI	LC-MS/MS direct; ESI	LC-MS/MS direct; ESI	LC-MS/MS direct; ESI	LC-MS/MS direct; ESI
LC0016	H113A	LC-MS/MS; DIN 38407-35	LC-MS/MS; DIN 38407-35	LC-MS/MS; DIN 38407-35	LC-MS/MS; DIN 38407-35	LC-MS/MS; DIN 38407-35
LC0017	H113A					
LC0018	H113A					
LC0019	H113A		LC-MS/MS direct;			LC-MS/MS direct;
LC0020	H113A	LC-MS/MS;				
LC0021	H113A					
LC0022	H113A					
LC0023	H113A	LC-MS/MS; DIN 38407-35	LC-MS/MS; DIN 38407-35			LC-MS/MS; DIN 38407-35
LC0024	H113A	LC-MS/MS direct;	LC-MS/MS direct;			

LabCode	Sample	Metazachlor oxanilic acid (Metazachlor-OA)	Dimethachlor Metabolite - CGA 369873	Chlorothalonil sulfonic acid (Chlorothalonil-ESA)	Chlorothalonil Metabolite R611965 (3-carbamyl-2,4,5-trichlorobenzoic acid)	Chlorothalonil-4-hydroxy
LC0001	H113A	LC-MS/MS; DIN 38407-35				
LC0002	H113A					
LC0003	H113A					
LC0004	H113A	LC-MS/MS direct;	LC-MS/MS direct;	LC-MS/MS direct;		
LC0005	H113A					
LC0006	H113A		LC-MS/MS; DIN 38407-35		LC-MS/MS; DIN 38407-35	LC-MS/MS; DIN 38407-35
LC0007	H113A	LC-MS/MS direct;	LC-MS/MS direct;	LC-MS/MS direct;	LC-MS/MS direct;	LC-MS/MS direct;
LC0008	H113A				LC-MS/MS direct; DIN 38407-36	LC-MS/MS direct; DIN 38407-36
LC0009	H113A					
LC0010	H113A					
LC0011	H113A	LC-MS/MS; DIN 38407-35	LC-MS/MS; DIN 38407-35	LC-MS/MS; DIN 38407-35	LC-MS/MS; DIN 38407-35	
LC0012	H113A	LC-MS/MS direct; DIN 38407-36	LC-MS/MS direct; DIN 38407-36			
LC0013	H113A	LC-MS/MS direct; DIN 38407-36	LC-MS/MS; DIN 38407-35			
LC0014	H113A					
LC0015	H113A	LC-MS/MS direct; ESI		LC-MS/MS direct; ESI	LC-MS/MS direct; ESI	
LC0016	H113A	LC-MS/MS; DIN 38407-35	LC-MS/MS; DIN 38407-35	LC-MS/MS; DIN 38407-35	LC-MS/MS; DIN 38407-35	LC-MS/MS; DIN 38407-35
LC0017	H113A					
LC0018	H113A					
LC0019	H113A	LC-MS/MS direct;		LC-MS/MS direct;		LC-MS/MS direct;
LC0020	H113A					
LC0021	H113A					
LC0022	H113A					
LC0023	H113A	LC-MS/MS; DIN 38407-35				
LC0024	H113A			LC-MS/MS direct;	LC-MS/MS direct;	LC-MS/MS direct;

LabCode	Sample	Chlorothalonil Metabolite R471811	Chlorothalonil Metabolite R611968	Chlorothalonil Metabolite SYN507900	Chlorothalonil Metabolite SYN548580	Chlorothalonil Metabolite SYN548581
LC0001	H113A					
LC0002	H113A					
LC0003	H113A					
LC0004	H113A	LC-MS/MS direct;		LC-MS/MS direct;		
LC0005	H113A					
LC0006	H113A	LC-MS/MS direct; DIN 38407-47				
LC0007	H113A	LC-MS/MS direct;	LC-MS/MS direct;	LC-MS/MS direct;	LC-MS/MS direct;	LC-MS/MS direct;
LC0008	H113A	LC-MS/MS direct; DIN 38407-36	LC-MS/MS direct; DIN 38407-36	LC-MS/MS direct; DIN 38407-36		LC-MS/MS direct; DIN 38407-36
LC0009	H113A					
LC0010	H113A					
LC0011	H113A					
LC0012	H113A					
LC0013	H113A	LC-MS/MS; DIN 38407-35				
LC0014	H113A					
LC0015	H113A	LC-MS/MS direct; ESI	LC-MS/MS direct; ESI	LC-MS/MS direct; ESI	LC-MS/MS direct; ESI	LC-MS/MS direct; ESI
LC0016	H113A	LC-MS/MS; DIN 38407-35				
LC0017	H113A					
LC0018	H113A					
LC0019	H113A	LC-MS/MS direct;				
LC0020	H113A					
LC0021	H113A					
LC0022	H113A					
LC0023	H113A					
LC0024	H113A	LC-MS/MS direct;		LC-MS/MS direct;		

LabCode	Sample	Alachlor	Metazachlor	Metolachlor	2,4-D (2,4-Dichlorphenoxyacetic acid)	Bentazone	2,4,5-Trichlorophenoxyacetic acid
LC0001	H113B	GC-MS (SPE-disks); EN 16693	GC-MS (SPE-disks); EN 16693	GC-MS (SPE-disks); EN 16693	LC-MS/MS; DIN 38407-35	LC-MS/MS; DIN 38407-35	LC-MS/MS; DIN 38407-35
LC0002	H113B					GC-MS (SPE, derivatization); EN ISO 15913	GC-MS (SPE, derivatization); DIN 38407-14
LC0003	H113B	LC-MS/MS direct; DIN 38407-36	LC-MS/MS direct; DIN 38407-36	LC-MS/MS direct; DIN 38407-36	LC-MS/MS direct; DIN 38407-36	LC-MS/MS direct; DIN 38407-36	LC-MS/MS direct; DIN 38407-36
LC0004	H113B		LC-MS/MS direct;	LC-MS/MS direct;	LC-MS/MS direct;	LC-MS/MS direct;	
LC0005	H113B	LC-MS/MS direct; DIN 38407-36	LC-MS/MS direct; DIN 38407-36	LC-MS/MS direct; DIN 38407-36	LC-MS/MS direct; DIN 38407-36	LC-MS/MS direct; DIN 38407-36	
LC0006	H113B	LC-MS/MS direct; DIN 38407-36	LC-MS/MS direct; DIN 38407-36	LC-MS/MS direct; DIN 38407-36	LC-MS/MS; DIN 38407-35	LC-MS/MS; DIN 38407-35	LC-MS/MS; DIN 38407-35
LC0007	H113B	LC-MS/MS direct;	LC-MS/MS direct;	LC-MS/MS direct;	LC-MS/MS direct;	LC-MS/MS direct;	
LC0008	H113B						
LC0009	H113B						
LC0010	H113B				LC-MS/MS direct;	LC-MS/MS direct;	LC-MS/MS direct;
LC0011	H113B				LC-MS/MS; DIN 38407-35	LC-MS/MS; DIN 38407-35	LC-MS/MS; DIN 38407-35
LC0012	H113B		LC-MS/MS direct; DIN 38407-36	LC-MS/MS direct; DIN 38407-36	LC-MS/MS direct; DIN 38407-36	LC-MS/MS direct; DIN 38407-36	
LC0013	H113B	LC-MS/MS direct; DIN 38407-36	LC-MS/MS direct; DIN 38407-36	LC-MS/MS direct; DIN 38407-36	LC-MS/MS; DIN 38407-35	LC-MS/MS; DIN 38407-35	LC-MS/MS; DIN 38407-35
LC0014	H113B					GC-MS (SPE, derivatization); EN ISO 15913	
LC0015	H113B	LC-MS/MS direct; ESI	LC-MS/MS direct; ESI	LC-MS/MS direct; ESI	LC-MS/MS direct; ESI	LC-MS/MS direct; ESI	
LC0016	H113B	LC-MS/MS; DIN 38407-35	LC-MS/MS direct; DIN 38407-36	LC-MS/MS direct; DIN 38407-36	LC-MS/MS; DIN 38407-35	LC-MS/MS; DIN 38407-35	
LC0017	H113B						
LC0018	H113B						
LC0019	H113B		GC-MS/MS; DLLME	LC-MS/MS direct;	LC-MS/MS direct;	LC-MS/MS direct;	
LC0020	H113B	LC-MS/MS;	LC-MS/MS;	LC-MS/MS;	LC-MS/MS;		LC-MS/MS;
LC0021	H113B				LC-MS/MS; DIN 38407-35	LC-MS/MS; DIN 38407-35	LC-MS/MS; DIN 38407-35
LC0022	H113B	GC-MS/MS; DIN 38407-37	LC-MS/MS direct; DIN 38407-36 (F36)	LC-MS/MS direct; DIN 38407-36 (F36)	LC-MS/MS; DIN 38407-35 (F35)	LC-MS/MS; DIN 38407-35 (F35)	LC-MS/MS; DIN 38407-35 (F35)
LC0023	H113B				LC-MS/MS; DIN 38407-35	LC-MS/MS; DIN 38407-35	
LC0024	H113B		LC-MS/MS direct;	LC-MS/MS direct;		LC-MS/MS direct;	

LabCode	Sample	Dichlorprop	MCP (Mecoprop)	Dicamba	Glyphosate	Glufosinate	AMPA
LC0001	H113B	LC-MS/MS; DIN 38407-35	LC-MS/MS; DIN 38407-35	LC-MS/MS; DIN 38407-35	LC-MS/MS; ISO 16308	LC-MS/MS; ISO 16308	LC-MS/MS; ISO 16308
LC0002	H113B						
LC0003	H113B	LC-MS/MS direct; DIN 38407-36	LC-MS/MS direct; DIN 38407-36	LC-MS/MS direct; DIN 38407-36			
LC0004	H113B	LC-MS/MS direct;	LC-MS/MS direct;				
LC0005	H113B	LC-MS/MS direct; DIN 38407-36	LC-MS/MS direct; DIN 38407-36	LC-MS/MS direct; DIN 38407-36	LC-MS/MS; ISO 16308	LC-MS/MS; ISO 16308	LC-MS/MS; ISO 16308
LC0006	H113B	LC-MS/MS; DIN 38407-35	LC-MS/MS direct; DIN 38407-47	LC-MS/MS; DIN 38407-35	LC-MS/MS; ISO 16308	LC-MS/MS; ISO 16308	LC-MS/MS; ISO 16308
LC0007	H113B	LC-MS/MS direct;	LC-MS/MS direct;				
LC0008	H113B						
LC0009	H113B				IC-HRMS direct;	IC-HRMS direct;	IC-HRMS direct;
LC0010	H113B		LC-MS/MS direct;	LC-MS/MS direct;	LC-MS/MS direct;		LC-MS/MS direct;
LC0011	H113B	LC-MS/MS; DIN 38407-35	LC-MS/MS; DIN 38407-35	LC-MS/MS; DIN 38407-35	LC-MS/MS; ISO 16308	LC-MS/MS; ISO 16308	LC-MS/MS; ISO 16308
LC0012	H113B	LC-MS/MS direct; DIN 38407-36	LC-MS/MS direct; DIN 38407-36		LC-MS/MS; ISO 16308 (F45)		LC-MS/MS; ISO 16308 (F45)
LC0013	H113B	LC-MS/MS; DIN 38407-35	LC-MS/MS; DIN 38407-35	LC-MS/MS; DIN 38407-35			
LC0014	H113B	GC-MS (SPE, derivatization); EN ISO 15913	GC-MS (SPE, derivatization); EN ISO 15913				
LC0015	H113B	LC-MS/MS direct; ESI	LC-MS/MS direct; ESI		deriv.-LC-MS/MS direct; derivatization; ESI	deriv.-LC-MS/MS direct; derivatization; ESI	deriv.-LC-MS/MS direct; derivatization; ESI
LC0016	H113B	LC-MS/MS; DIN 38407-35	LC-MS/MS; DIN 38407-35	LC-MS/MS; DIN 38407-35	LC-MS/MS; ISO 16308	LC-MS/MS; ISO 16308	LC-MS/MS; ISO 16308
LC0017	H113B				LC-MS/MS;		LC-MS/MS;
LC0018	H113B				LC-MS/MS; ISO 16308		LC-MS/MS; ISO 16308
LC0019	H113B	LC-MS/MS direct;	LC-MS/MS direct;		FMOC-SPE-LC-MS/MS; FMOC derivatization	FMOC-SPE-LC-MS/MS; FMOC derivatization	FMOC-SPE-LC-MS/MS; FMOC derivatization
LC0020	H113B		LC-MS/MS;	LC-MS/MS;	IC-HRMS;	IC-HRMS;	IC-HRMS;
LC0021	H113B	LC-MS/MS; DIN 38407-35	LC-MS/MS; DIN 38407-35		LC-MS/MS; ISO 16308		LC-MS/MS; ISO 16308
LC0022	H113B	LC-MS/MS; DIN 38407-35 (F35)	LC-MS/MS; DIN 38407-35 (F35)		LC-MS/MS; ISO 16308 (F45)		LC-MS/MS; ISO 16308 (F45)
LC0023	H113B	LC-MS/MS; DIN 38407-35	LC-MS/MS; DIN 38407-35		LC-MS/MS; ISO 16308		LC-MS/MS; ISO 16308
LC0024	H113B		LC-MS/MS direct;		FMOC-LC-MS/MS; FMOC derivatization		FMOC-LC-MS/MS; FMOC derivatization

LabCode	Sample	s-Metolachlor ethanesulfonic acid (Metolachlor-ESA)	s-Metolachlor oxanilic acid (Metolachlor-OA)	Alachlor-t-sulfonic acid (Alachlor-ESA)	Alachlor-t-acid (Alachlor-OA)	Metazachlor ethane sulfonic acid (Metazachlor-ESA)
LC0001	H113B	LC-MS/MS; DIN 38407-35	LC-MS/MS; DIN 38407-35	LC-MS/MS; DIN 38407-35	LC-MS/MS; DIN 38407-35	LC-MS/MS; DIN 38407-35
LC0002	H113B					
LC0003	H113B					
LC0004	H113B	LC-MS/MS direct;	LC-MS/MS direct;			LC-MS/MS direct;
LC0005	H113B					
LC0006	H113B	LC-MS/MS; DIN 38407-35		LC-MS/MS; DIN 38407-35	LC-MS/MS; DIN 38407-35	
LC0007	H113B	LC-MS/MS direct;	LC-MS/MS direct;	LC-MS/MS direct;	LC-MS/MS direct;	LC-MS/MS direct;
LC0008	H113B					
LC0009	H113B					
LC0010	H113B					
LC0011	H113B			LC-MS/MS; DIN 38407-35	LC-MS/MS; DIN 38407-35	LC-MS/MS; DIN 38407-35
LC0012	H113B	LC-MS/MS direct; DIN 38407-36	LC-MS/MS direct; DIN 38407-36	LC-MS/MS direct; DIN 38407-36		LC-MS/MS direct; DIN 38407-36
LC0013	H113B	LC-MS/MS; DIN 38407-35	LC-MS/MS; DIN 38407-35	LC-MS/MS; DIN 38407-35	LC-MS/MS; DIN 38407-35	LC-MS/MS; DIN 38407-35
LC0014	H113B					
LC0015	H113B	LC-MS/MS direct; ESI	LC-MS/MS direct; ESI	LC-MS/MS direct; ESI	LC-MS/MS direct; ESI	LC-MS/MS direct; ESI
LC0016	H113B	LC-MS/MS; DIN 38407-35	LC-MS/MS; DIN 38407-35	LC-MS/MS; DIN 38407-35	LC-MS/MS; DIN 38407-35	LC-MS/MS; DIN 38407-35
LC0017	H113B					
LC0018	H113B					
LC0019	H113B		LC-MS/MS direct;			LC-MS/MS direct;
LC0020	H113B	LC-MS/MS;				
LC0021	H113B					
LC0022	H113B					
LC0023	H113B	LC-MS/MS; DIN 38407-35	LC-MS/MS; DIN 38407-35			LC-MS/MS; DIN 38407-35
LC0024	H113B	LC-MS/MS direct;	LC-MS/MS direct;			

LabCode	Sample	Metazachlor oxanilic acid (Metazachlor-OA)	Dimethachlor Metabolite - CGA 369873	Chlorothalonil sulfonic acid (Chlorothalonil-ESA)	Chlorothalonil Metabolite R611965 (3-carbamyl-2,4,5-trichlorobenzoic acid)	Chlorothalonil-4-hydroxy
LC0001	H113B	LC-MS/MS; DIN 38407-35				
LC0002	H113B					
LC0003	H113B					
LC0004	H113B	LC-MS/MS direct;	LC-MS/MS direct;	LC-MS/MS direct;		
LC0005	H113B					
LC0006	H113B		LC-MS/MS; DIN 38407-35		LC-MS/MS; DIN 38407-35	LC-MS/MS; DIN 38407-35
LC0007	H113B	LC-MS/MS direct;	LC-MS/MS direct;	LC-MS/MS direct;	LC-MS/MS direct;	LC-MS/MS direct;
LC0008	H113B				LC-MS/MS direct; DIN 38407-36	LC-MS/MS direct; DIN 38407-36
LC0009	H113B					
LC0010	H113B					
LC0011	H113B	LC-MS/MS; DIN 38407-35	LC-MS/MS; DIN 38407-35	LC-MS/MS; DIN 38407-35	LC-MS/MS; DIN 38407-35	
LC0012	H113B	LC-MS/MS direct; DIN 38407-36	LC-MS/MS direct; DIN 38407-36			
LC0013	H113B	LC-MS/MS direct; DIN 38407-36	LC-MS/MS; DIN 38407-35			
LC0014	H113B					
LC0015	H113B	LC-MS/MS direct; ESI		LC-MS/MS direct; ESI	LC-MS/MS direct; ESI	
LC0016	H113B	LC-MS/MS; DIN 38407-35	LC-MS/MS; DIN 38407-35	LC-MS/MS; DIN 38407-35	LC-MS/MS; DIN 38407-35	LC-MS/MS; DIN 38407-35
LC0017	H113B					
LC0018	H113B					
LC0019	H113B	LC-MS/MS direct;		LC-MS/MS direct;		LC-MS/MS direct;
LC0020	H113B					
LC0021	H113B					
LC0022	H113B					
LC0023	H113B	LC-MS/MS; DIN 38407-35				
LC0024	H113B			LC-MS/MS direct;	LC-MS/MS direct;	LC-MS/MS direct;

LabCode	Sample	Chlorothalonil Metabolite R471811	Chlorothalonil Metabolite R611968	Chlorothalonil Metabolite SYN507900	Chlorothalonil Metabolite SYN548580	Chlorothalonil Metabolite SYN548581
LC0001	H113B					
LC0002	H113B					
LC0003	H113B					
LC0004	H113B	LC-MS/MS direct;		LC-MS/MS direct;		
LC0005	H113B					
LC0006	H113B	LC-MS/MS direct; DIN 38407-47				
LC0007	H113B	LC-MS/MS direct;	LC-MS/MS direct;	LC-MS/MS direct;	LC-MS/MS direct;	LC-MS/MS direct;
LC0008	H113B	LC-MS/MS direct; DIN 38407-36	LC-MS/MS direct; DIN 38407-36	LC-MS/MS direct; DIN 38407-36		LC-MS/MS direct; DIN 38407-36
LC0009	H113B					
LC0010	H113B					
LC0011	H113B					
LC0012	H113B					
LC0013	H113B	LC-MS/MS; DIN 38407-35				
LC0014	H113B					
LC0015	H113B	LC-MS/MS direct; ESI	LC-MS/MS direct; ESI	LC-MS/MS direct; ESI	LC-MS/MS direct; ESI	LC-MS/MS direct; ESI
LC0016	H113B	LC-MS/MS; DIN 38407-35				
LC0017	H113B					
LC0018	H113B					
LC0019	H113B	LC-MS/MS direct;				
LC0020	H113B					
LC0021	H113B					
LC0022	H113B					
LC0023	H113B					
LC0024	H113B	LC-MS/MS direct;		LC-MS/MS direct;		